



**CENTRE OF TESTING SERVICE  
INTERNATIONAL**

**OPERATE ACCORDING TO ISO/IEC 17025**

# **FCC ID TEST REPORT**

**TEST REPORT NUMBER : CGZ3100507-01559-O**



**CENTRE OF TESTING SERVICE CO., LTD.**

Building F, Dachuang industrial park, No.379, Zhongshan Dadao,  
Guangzhou, China.



<b>TEST REPORT For FCC ID</b>	
<b>47 CFR PART 15 OCT, 2009</b>	
<b>Report Reference No.</b> .....	CGZ3100507-01559-O
<b>Date of issue</b> .....	26 May 2010
<b>Testing Laboratory Name</b> .....	<b>CETRE OF TESTING SERVICE CO., LTD</b>
<b>Address</b> .....	Building F, Dachuang industrial park, No.379, Zhongshan Dadao, Guangzhou, China.
<b>Testing location/ procedure</b> .....	Full application of Harmonised standards <input checked="" type="checkbox"/> Partial application of Harmonised standards <input type="checkbox"/> Other standard testing method <input type="checkbox"/>
<b>Applicant's name</b> .....	QOMO HiteVision, LLC.
<b>Address</b> .....	28265 Beck Road, Suite C1, Wixom, MI 48393, USA
<b>Test specification</b> .....	
<b>Standard</b> .....	<b>47 CFR PART 15 OCT, 2009</b>
<b>Test Report Form No.</b> .....	CTSEMC-1.0
<b>TRF Originator</b> .....	CENTRE OF TESTING SERVICE CO., LTD
<b>Master TRF</b> .....	Dated 2009-01
<b>CENTRE OF TESTING SERVICE CO., LTD. All rights reserved.</b>	
This publication may be reproduced in whole or in part for non-commercial purposes as long as the CENTRE OF TESTING SERVICE CO., LTD is acknowledged as copyright owner and source of the material. CENTRE OF TESTING SERVICE CO., LTD takes no responsibility for and will not assume liability for damages resulting from the reader's interpretation of the reproduced material due to its placement and context.	
<b>Test item description</b> .....	QClick
<b>Trade Mark</b> .....	QOMO
<b>Manufacturer</b> .....	QOMO HiteVision, LLC.
<b>Model/Type reference</b> .....	QRF900, QRF9XX , QRF90X-R
<b>Ratings</b> .....	DC 5V
<b>Operating Frequency</b> .....	2402.00~2482.00 MHz ISM Band
<b>Result</b> .....	<b>Positive</b>

**Compiled by:**

QuTY Liu / File administrators

**Supervised by:**

Jackson Zhang / Technique principal

**Approved by:**

Kevin Liang / Manager

copyright of this report is owned by Centre of Testing Service and may not be reproduced other than in full except with the written approval of the issuing Company.

**CENTRE OF TESTING SERVICE CO., LTD.**

Building F, Dachuang industrial park, No.379, Zhongshan Dadao, Guangzhou, China

Tel: +86-20-85543113 (32 lines)

Fax: +86-20-38780406

Complaint line: +86-20-85533471

E-mail: cts@cts-lab.com.cn

See Reverse For Terms And Conditions of Service



## FCC ID -- T E S T R E P O R T

**Test Report No. : CGZ3100507-01559-O**
26 May 2010  
Date of issue

Type / Model..... QRF900, QRF9XX, QRF90X-R

EUT..... QClick

**Applicant.....** QOMO HiteVision, LLC.

Address..... 28265 Beck Road, Suite C1, Wixom, MI 48393, USA

Telephone..... +1-866-990-7666

Fax..... +1-248-281-1999

Contact..... Weihua Li

**Manufacturer.....** QOMO HiteVision, LLC.

Address..... 28265 Beck Road, Suite C1, Wixom, MI 48393, USA

Telephone..... +1-866-990-7666

Fax..... +1-248-281-1999

Contact..... Weihua Li

**Test report holder.....** QOMO HiteVision, LLC.

Address..... 28265 Beck Road, Suite C1, Wixom, MI 48393, USA

Telephone..... +1-866-990-7666

Fax..... +1-248-281-1999

Contact..... Weihua Li

**Test Result** according to the standards on page 3: **Positive**

The test report merely corresponds to the test sample.

It is not permitted to copy extracts of these test result without the written permission of the test laboratory.



## TABLE OF CONTENTS

Description	Page
1 TEST STANDARDS.....	5
2 SUMMARY .....	5
2.1 GENERAL REMARKS.....	5
2.2 FINAL ASSESSMENT .....	5
3 EQUIPMENT UNDER TEST.....	5
3.1 POWER SUPPLY SYSTEM UTILISED .....	5
3.2 SHORT DESCRIPTION OF THE EQUIPMENT UNDER TEST (EUT) .....	5
3.3 EUT OPERATION MODE.....	5
3.4 EUT CONFIGURATION .....	6
4 TEST ENVIRONMENT .....	8
4.1 ADDRESS OF THE TEST LABORATORY .....	8
4.2 TEST FACILITY .....	8
4.3 ENVIRONMENTAL CONDITIONS .....	8
4.4 DEFINITIONS OF SYMBOLS USED IN THIS TEST REPORT .....	8
4.5 STATEMENT OF THE MEASUREMENT UNCERTAINTY .....	8
4.6 MEASUREMENT UNCERTAINTY.....	9
5 SUMMARY OF STANDARDS AND RESULTS .....	9
5.1.DESRIPTION OF STANDARDS AND RESULTS .....	9
6 POWER LINE CONDUCTED EMISSION TEST.....	10
6.1.TEST EQUIPMENT.....	10
6.2.BLOCK DIAGRAM OF TEST SETUP .....	10
6.3.POWER LINE CONDUCTED EMISSION TEST LIMITS .....	11
6.4.CONFIGURATION OF EUT ON TEST .....	11
6.5. OPERATING CONDITION OF EUT .....	11
6.6.TEST PROCEDURE .....	11
6.7.POWER LINE CONDUCTED EMISSION TEST RESULTS.....	11
7 RADIATED DISTURBANCE (ELECTRIC FIELD) .....	24
7.1.TEST EQUIPMENT.....	24
7.2.BLOCK DIAGRAM OF TEST SETUP .....	24
7.3.RADIATED EMISSION LIMIT STANDARD: FCC 15.249.....	25
7.4.EUT CONFIGURATION ON TEST .....	25
7.5.OPERATING CONDITION OF EUT.....	25
7.6.TEST PROCEDURE .....	26
7.7.RADIATED EMISSION TEST RESULTS .....	26

copyright of this report is owned by Centre of Testing Service and may not be reproduced other than in full except with the written approval of the issuing Company.

### CENTRE OF TESTING SERVICE CO., LTD.

Building F, Dachuang industrial park, No.379, Zhongshan Dadao, Guangzhou, China

Tel: +86-20-85543113 (32 lines)

Fax: +86-20-38780406

Complaint line: +86-20-85533471

E-mail: cts@cts-lab.com.cn

See Reverse For Terms And Conditions of Service



8 BAND EDGE COMPLIANCE MEASUREMENT .....45

8.1.TEST EQUIPMENT.....45

8.2.TEST INFORMATION.....45

8.3.TEST RESULTS .....45

9 DEVIATION TO TEST SPECIFICATIONS.....50

copyright of this report is owned by Centre of Testing Service and may not be reproduced other than in full except with the written approval of the issuing Company.



## 1 TEST STANDARDS

The tests were performed according to following standards:

- 47 CFR PART 15 OCT, 2009
- ANSI C63.4-2009

## 2 SUMMARY

### 2.1 GENERAL REMARKS

Date of receipt of test sample	07 May 2010
Testing commenced on	08 May 2010
Testing concluded on	25 May 2010

### 2.2 FINAL ASSESSMENT

The FCC requirements pertaining to the technical standards and tested operation modes are

- - fulfilled.
- ☐ - **not** fulfilled.

The equipment under test

- - fulfils the FCC requirements cited on page 3.
- ☐ - **does not** fulfil the FCC requirements cited on page 3.

## 3 EQUIPMENT UNDER TEST

### 3.1 Power supply system utilised

Power supply voltage : ■ DC 5V

### 3.2 Short description of the Equipment under Test (EUT)

Number of tested samples: 1  
Serial number: Prototype

### 3.3 EUT operation mode

The equipment under test was operated during the measurement under the following conditions:

- ☐ - Standby
- - Test program (customer specific)

Operation mode 1: Channel 0 (2402.00MHz), Channel 20(2442.00MHz), Channel 40 (2482.00MHz)

Note: X Position of EUT is the worst case, so, only these test results be recorded in the test report.

copyright of this report is owned by Centre of Testing Service and may not be reproduced other than in full except with the written approval of the issuing Company.

#### CENTRE OF TESTING SERVICE CO., LTD.

Building F, Dachuang industrial park, No.379, Zhongshan Dadao, Guangzhou, China

Tel: +86-20-85543113 (32 lines)

Fax: +86-20-38780406

Complaint line: +86-20-85533471

E-mail: cts@cts-lab.com.cn

See Reverse For Terms And Conditions of Service

### 3.4 EUT configuration

#### 3.4.1. Description of configuration (EUT)

##### 3.4.1.1. EUT Information

Description	:	QClick
Model Number	:	QRF900
Operation frequency	:	2402.00~2482.00 MHz ISM Band
Radio Technology	:	MSK
Modulation Technology	:	MSK modulation
Antenna	:	Met requirement of FCC 15.203
Antenna Assembly Gain	:	0dBi (maximum)

#### Differences among these models

Product Name	Model Number	Enclose	Color	PCB Layout	Structure	Figure	Button	Component
QClick	QRF900	as sample	as sample	as sample	as sample	as sample	as sample	as sample
QClick	QRF9XX	same as the sample	same as the sample	same as the sample	same as the sample	same as the sample	same as the sample	same as the sample
QClick	QRF90X-R	same as the sample	same as the sample	same as the sample	same as the sample	same as the sample	same as the sample	same as the sample

#### 3.4.2. Tested Supporting System Details

##### 3.4.1. Monitor

M/N	:	E7722-f
S/N	:	CN-02W486-64180-3B7-01MP
Manufacturer	:	DELL
D-Sub Cable	:	Shielded, Detachable, 1.8m Add two cores
Power Cord	:	Unshielded, Detachable, 1.8m , 3Pin
FCC ID	:	By DoC

##### 3.4.2. Personal Computer

M/N	:	DIMENSION 4600
S/N	:	CN-OTO486-42940-37M-00XB
Manufacturer	:	DELL
Power Cord	:	Unshielded, Detachable, 1.8m , 3Pin
FCC ID	:	By DoC

copyright of this report is owned by Centre of Testing Service and may not be reproduced other than in full except with the written approval of the issuing Company.

#### CENTRE OF TESTING SERVICE CO., LTD.

Building F, Dachuang industrial park, No.379, Zhongshan Dadao, Guangzhou, China

Tel: +86-20-85543113 (32 lines)

Fax: +86-20-38780406

Complaint line: +86-20-85533471

E-mail: cts@cts-lab.com.cn

See Reverse For Terms And Conditions of Service



## 3.4.3. Keyboard

M/N	:	SK-8110
S/N	:	CN-07N244-71616-37T-B293
Manufacturer	:	DELL
Data Cable	:	Shielded, Detachable
FCC ID	:	By DoC

## 3.4.4. Mouse

M/N	:	M-UR69
S/N	:	LNA33029188
Manufacturer	:	DELL
Data Cable	:	Shielded, Detachable, 1.8m
FCC ID	:	By DoC

## 3.4.5. Printer

M/N	:	IP1600
S/N	:	CGKGB50919
Manufacturer	:	Canon
Data Cable	:	Shielded, Detachable, 1.8m. 2Pin
FCC ID	:	By DoC

## 3.4.6. Modem

M/N	:	MT800
S/N	:	421033
Manufacturer	:	HUAWEI
Data Cable	:	Shielded, Detachable, 1.8m , 2Pin
FCC ID	:	By DoC

copyright of this report is owned by Centre of Testing Service and may not be reproduced other than in full except with the written approval of the issuing Company.

**CENTRE OF TESTING SERVICE CO., LTD.**

Building F, Dachuang industrial park, No.379, Zhongshan Dadao, Guangzhou, China

Tel: +86-20-85543113 (32 lines)

Fax: +86-20-38780406

Complaint line: +86-20-85533471

E-mail: cts@cts-lab.com.cn

See Reverse For Terms And Conditions of Service



## 4 TEST ENVIRONMENT

### 4.1 Address of the test laboratory

Building F, Dachuang industrial park, No.379, Zhongshan Dadao, Guangzhou, China

Tel: +86-20-85543113 (32 lines)

Fax: +86-20-38780406

### 4.2 Test facility

The test facility is recognized, certified, or accredited by the following organizations:

#### CNAS-Lab Code: L3394

CENTRE OF TESTING SERVICE CO., LTD has been assessed and proved to be in compliance with CNAS-CL01: 2006 Accreditation Criteria for Testing and Calibration Laboratories (identical to ISO/IEC 17025: 2005 General Requirements) for the Competence of Testing and Calibration Laboratories.

#### IC-Registration No.: 8374

The 3m Alternate Test Site of CENTRE OF TESTING SERVICE CO., LTD has been registered by Certification and Engineering Bureau of Industry Canada for the performance of radiated measurements with Registration No. 8374 on June 24, 2009 .

#### FCC-Registration No.: 971995

CENTRE OF TESTING SERVICE CO., LTD, EMC Laboratory has been registered and fully described in a report filed with the FCC (Federal Communications Commission). The acceptance letter from the FCC is maintained in our files. Registration No.791995, July 21, 2009.

### 4.3 Environmental conditions

During the measurement the environmental conditions were within the listed ranges:

Temperature:	15~35 °C
Humidity:	25~75 %
Atmospheric pressure:	86~106 kPa

### 4.4 Definitions of symbols used in this test report

- - The black square indicates that the listed condition, standard or equipment is applicable for this report.
- - The empty square indicates that the listed condition, standard or equipment is **not** applicable for this report.

### 4.5 Statement of the measurement uncertainty

The data and results referenced in this document are true and accurate. The reader is cautioned that there may be errors within the calibration limits of the equipment and facilities. The measurement uncertainty was calculated for all measurements listed in this test report acc. to CISPR 16 - 4 "Specification for radio disturbance and immunity measuring apparatus and methods – Part 4: Uncertainty in EMC Measurements" and is documented in the CTS quality system acc. to DIN EN ISO/IEC 17025. Furthermore, component and process variability of devices similar to that tested may result in additional deviation. The manufacturer has the sole responsibility of continued compliance of the device.

Copyright of this report is owned by Centre of Testing Service and may not be reproduced other than in full except with the written approval of the issuing Company.

#### CENTRE OF TESTING SERVICE CO., LTD.

Building F, Dachuang industrial park, No.379, Zhongshan Dadao, Guangzhou, China

Tel: +86-20-85543113 (32 lines)

Fax: +86-20-38780406

Complaint line: +86-20-85533471

E-mail: cts@cts-lab.com.cn

See Reverse For Terms And Conditions of Service



## 4.6 Measurement Uncertainty

Test Item	Frequency Range	Uncertainty	Note
Conduction disturbance	150kHz~30MHz	$\pm 1.22\text{dB}$	(1)
Power disturbance	30MHz~300MHz	$\pm 1.38\text{dB}$	(1)
Radiation emission (3m)	30MHz~300MHz	$\pm 3.14\text{dB}$	(1)
	300MHz~1000MHz	$\pm 3.18\text{dB}$	(1)

(1). This uncertainty represents an expanded uncertainty expressed at approximately the 95% confidence level using a coverage factor of  $k=2$ .

## 5 Summary of standards and results

### 5.1. Description of Standards and Results

The EUT have been tested according to the applicable standards as referenced below.

EMISSION		
Description of Test Item	Standard	Results
Conducted Disturbance Emission Test	FCC Part 15 C: 15.207 ANSI C63.4-2009	PASS
Radiated Emission Test	FCC Part 15 C: 15.249 ANSI C63.4-2009	PASS
Band Edge Compliance Test	FCC Part 15 C: 15.249 ANSI C63.4-2009	PASS
N/A is an abbreviation for Not Applicable.		

Copyright of this report is owned by Centre of Testing Service and may not be reproduced other than in full except with the written approval of the issuing Company.

#### CENTRE OF TESTING SERVICE CO., LTD.

Building F, Dachuang industrial park, No.379, Zhongshan Dadao, Guangzhou, China

Tel: +86-20-85543113 (32 lines)

Fax: +86-20-38780406

Complaint line: +86-20-85533471

E-mail: cts@cts-lab.com.cn

See Reverse For Terms And Conditions of Service

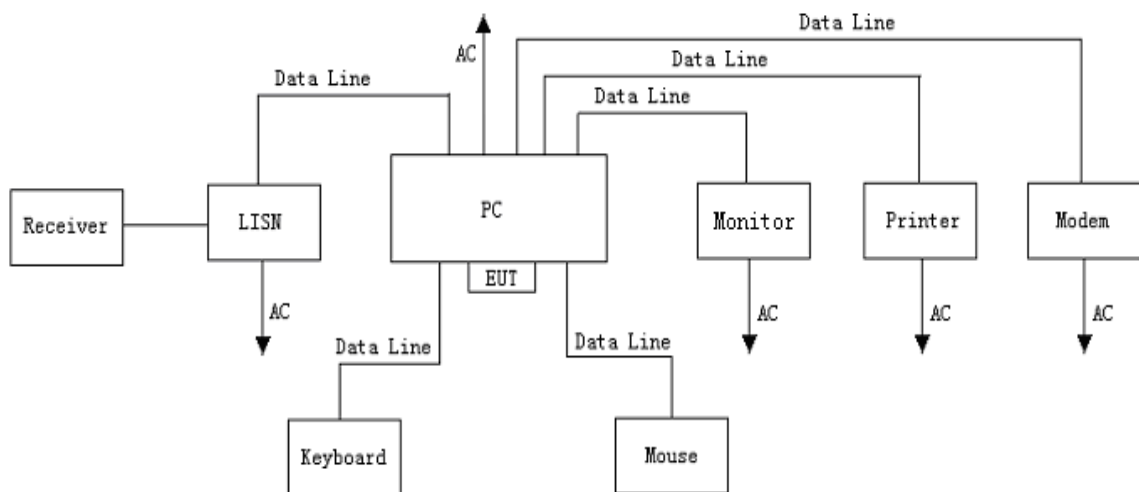
## 6 Power line conducted Emission Test

### 6.1.Test Equipment

Conducted Disturbance					
Item	Test Equipment	Manufacturer	Model No.	Serial No.	Last Cal.
1	EMI Test Receiver	ROHDE & SCHWARZ	ESHS10	842884/012	2009/12
2	Artificial Mains	ROHDE & SCHWARZ	ESH3-Z5	832479/025	2009/12
3	Artificial Mains	ROHDE & SCHWARZ	ESH3-Z5	832479/026	2009/12
4	Pulse Limiter	ROHDE & SCHWARZ	ESHSZ2	100301	2009/12
5	EMI Test Software	ROHDE & SCHWARZ	ESK1	N/A	2009/12

### 6.2.Block Diagram of Test Setup

#### 6.2.1 Block Diagram of connection between EUT and simulators



(EUT: Qclick)

Copyright of this report is owned by Centre of Testing Service and may not be reproduced other than in full except with the written approval of the issuing Company.

#### CENTRE OF TESTING SERVICE CO., LTD.

Building F, Dachuang industrial park, No.379, Zhongshan Dadao, Guangzhou, China

Tel: +86-20-85543113 (32 lines)

Fax: +86-20-38780406

Complaint line: +86-20-85533471

E-mail: cts@cts-lab.com.cn

See Reverse For Terms And Conditions of Service

### 6.3. Power Line Conducted Emission Test Limits

Frequency	Maximum RF Line Voltage	
	Quasi-Peak Level dB( $\mu$ V)	Average Level dB( $\mu$ V)
150kHz ~ 500kHz	66 ~ 56*	56 ~ 46*
500kHz ~ 5MHz	56	46
5MHz ~ 30MHz	60	50

Notes: 1. \* Decreasing linearly with logarithm of frequency.  
2. The lower limit shall apply at the transition frequencies.

### 6.4. Configuration of EUT on Test

The following equipment are installed on Power Line Conducted Emission Test to meet the commission requirement and operating regulations in a manner which tends to maximize its emission characteristics in a normal application

### 6.5. Operating Condition of EUT

- 6.5.1. Setup the EUT and simulator as shown as Section 6.2.
- 6.5.2. Turn on the power of all equipment.
- 6.5.3. Let the EUT work in test mode (TX) and measurement it.

### 6.6. Test Procedure

The EUT Via PC Power connected to the power mains through a line impedance stabilization network (L.I.S.N.#2). This provides a 50 ohm coupling impedance for the EUT. Please refer the block diagram of the test setup and photographs. The other peripheral devices power cord connected to the power mains through a line impedance stabilization network (L.I.S.N.#1). Power on the PC and let it work normally, we use a keyboard test soft ware, let EUT working in test mode, then test it. Both sides of AC line are checked to find out the maximum conducted emission. In order to find the maximum emission levels, the relative positions of equipment and all of the interface cables shall be changed according to FCC Part 15C on Conducted Emission Test.

The bandwidth of test receiver (R & S ESHS 10) is set at 10kHz.

The frequency range from 150kHz to 30MHz is checked.

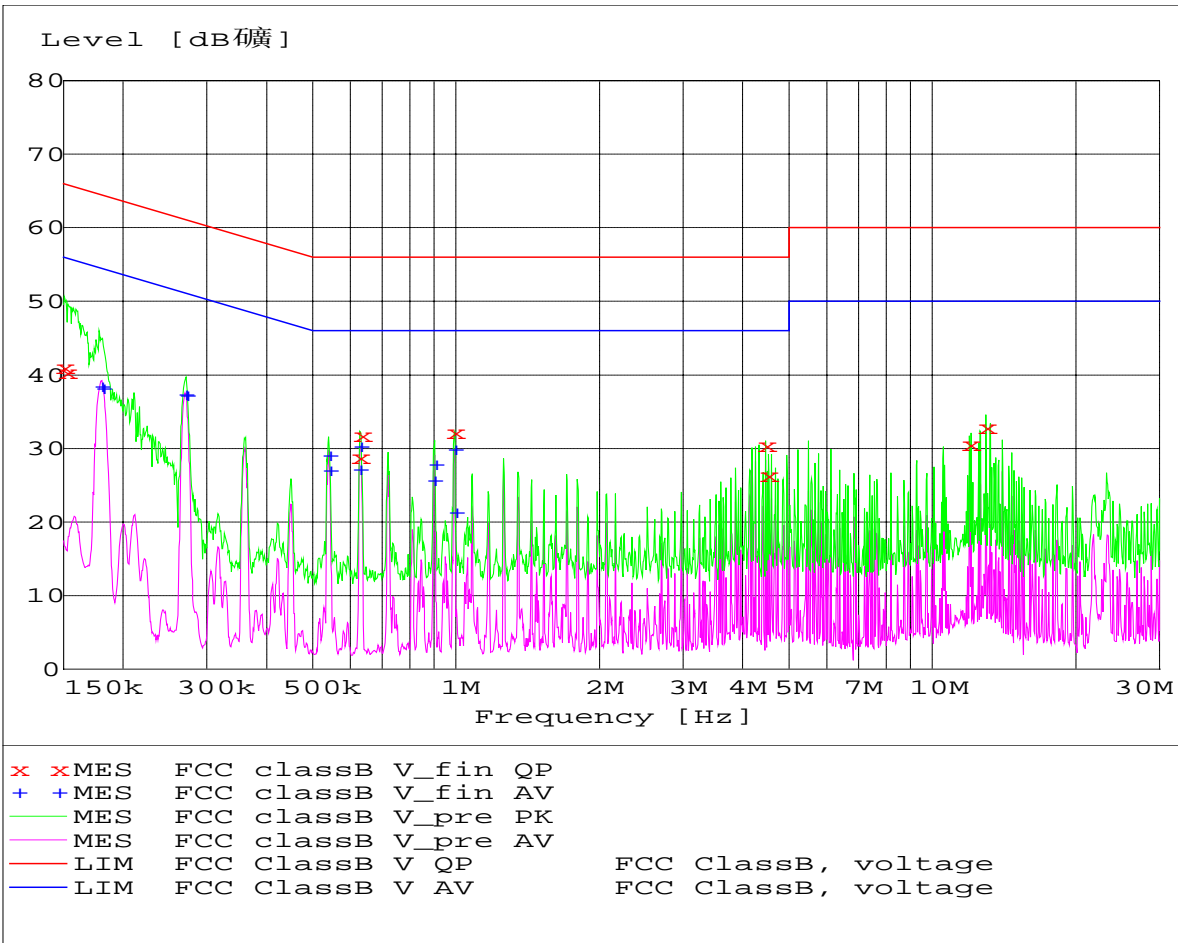
The test result are reported on Section 6.7.

### 6.7. Power Line Conducted Emission Test Results

**PASSED**



Test point Channel:	Va 0 (2402.00MHz)	Result:	<input checked="" type="checkbox"/> - passed <input type="checkbox"/> - not passed
EUT	QClick		
Firm Name	QOMO HiteVision, LLC.		
Operating Condition	DC 5V		
Test Condition	Ambient Temperature: 25°C Humidity: 56%		
Operator	Jackson		
MODEL NO.	QRF900		



opryright of this report is owned by Centre of Testing Service and may not be reproduced other than in full except with the written approval of the issuing Company.

CENTRE OF TESTING SERVICE CO., LTD.

Building F, Dachuang industrial park, No.379, Zhongshan Dadao, Guangzhou, China

Tel: +86-20-85543113 (32 lines)

Fax: +86-20-38780406

Complaint line: +86-20-85533471

E-mail: cts@cts-lab.com.cn

See Reverse For Terms And Conditions of Service

**MEASUREMENT RESULT: "FCC classB V\_fin QP"**

Frequency	Level	Transd	Limit	Margin	Line	PE
MHz	dBμV	dB	dBμV	dB		
0.150000	41.00	10.2	66	25.0	Va	GND
0.151800	40.30	10.2	66	25.6	Va	GND
0.626265	28.80	10.1	56	27.2	Va	GND
0.631285	31.80	10.1	56	24.2	Va	GND
0.991142	32.20	10.1	56	23.8	Va	GND
4.464231	30.40	10.1	56	25.6	Va	GND
4.500020	26.40	10.1	56	29.6	Va	GND
11.966690	30.50	9.9	60	29.5	Va	GND
12.961291	32.90	9.9	60	27.1	Va	GND

**MEASUREMENT RESULT: "FCC classB V\_fin AV"**

Frequency	Level	Transd	Limit	Margin	Line	PE
MHz	dBμV	dB	dBμV	dB		
0.179515	38.50	10.2	55	16.0	Va	GND
0.180954	38.20	10.2	54	16.2	Va	GND
0.269735	37.40	10.2	51	13.7	Va	GND
0.270814	37.20	10.2	51	13.9	Va	GND
0.540266	29.10	10.1	46	16.9	Va	GND
0.542427	27.00	10.1	46	19.0	Va	GND
0.626265	27.20	10.1	46	18.8	Va	GND
0.628770	30.30	10.1	46	15.7	Va	GND
0.897004	25.60	10.1	46	20.4	Va	GND
0.900592	27.80	10.1	46	18.2	Va	GND
0.991142	29.90	10.1	46	16.1	Va	GND
0.995106	21.30	10.1	46	24.7	Va	GND

copyright of this report is owned by Centre of Testing Service and may not be reproduced other than in full except with the written approval of the issuing Company.

**CENTRE OF TESTING SERVICE CO., LTD.**

Building F, Dachuang industrial park, No.379, Zhongshan Dadao, Guangzhou, China

Tel: +86-20-85543113 (32 lines)

Fax: +86-20-38780406

Complaint line: +86-20-85533471

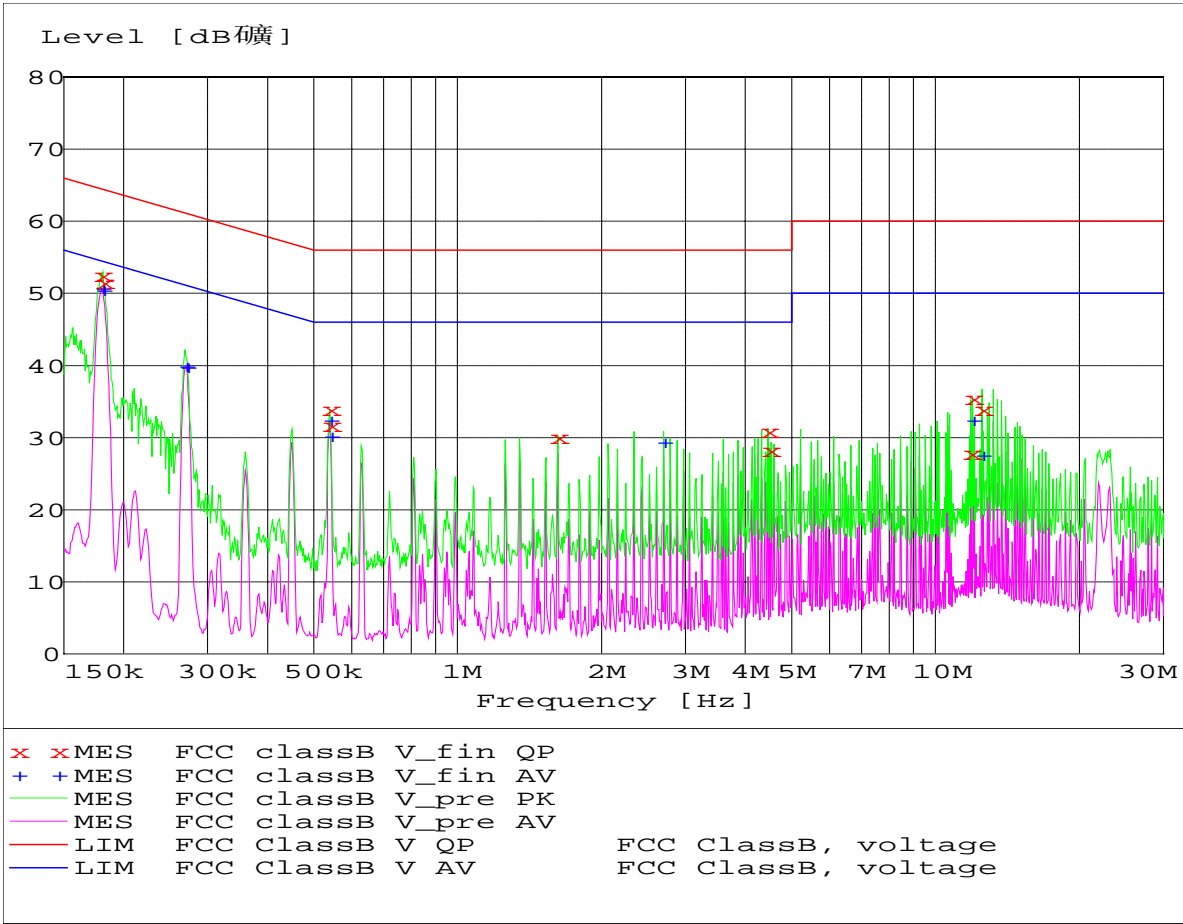
E-mail: cts@cts-lab.com.cn

See Reverse For Terms And Conditions of Service



Test point:	Vb	Result:	<input checked="" type="checkbox"/> - passed
Channel:	0 (2402.00MHz)		<input type="checkbox"/> - not passed

EUT	QClick
Firm Name	QOMO HiteVision, LLC.
Operating Condition	DC 5V
Test Condition	Ambient Temperature: 25°C Humidity: 56%
Operator	Jackson
MODEL NO.	QRF900



Copyright of this report is owned by Centre of Testing Service and may not be reproduced other than in full except with the written approval of the issuing Company.

**CENTRE OF TESTING SERVICE CO., LTD.**

Building F, Dachuang industrial park, No.379, Zhongshan Dadao, Guangzhou, China

Tel: +86-20-85543113 (32 lines)

Fax: +86-20-38780406

Complaint line: +86-20-85533471

E-mail: cts@cts-lab.com.cn

See Reverse For Terms And Conditions of Service

**MEASUREMENT RESULT: "FCC classB V<sub>fin</sub> QP"**

Frequency MHz	Level dBμV	Transd dB	Limit dBμV	Margin dB	Line	PE
0.180228	52.50	10.2	65	12.0	Vb	GND
0.181673	51.50	10.2	64	12.9	Vb	GND
0.540266	34.00	10.1	56	22.0	Vb	GND
0.542427	31.70	10.1	56	24.3	Vb	GND
1.619509	30.10	10.1	56	25.9	Vb	GND
4.464231	30.90	10.1	56	25.1	Vb	GND
4.500016	28.30	10.1	56	27.7	Vb	GND
11.871530	27.80	9.9	60	32.2	Vb	GND
11.966692	35.40	9.9	60	24.6	Vb	GND
12.503884	34.00	9.9	60	26.0	Vb	GND

**MEASUREMENT RESULT: "FCC classB V<sub>fin</sub> AV"**

Frequency MHz	Level dBμV	Transd dB	Limit dBμV	Margin dB	Line	PE
0.180233	50.70	10.2	55	3.8	Vb	GND
0.180954	50.40	10.2	54	4.0	Vb	GND
0.269735	39.90	10.2	51	11.2	Vb	GND
0.270814	39.80	10.2	51	11.3	Vb	GND
0.540266	32.40	10.1	46	13.6	Vb	GND
0.542427	30.20	10.1	46	15.8	Vb	GND
2.699598	29.30	10.1	46	16.7	Vb	GND
11.966692	32.40	9.9	50	17.6	Vb	GND
12.503884	27.60	9.9	50	22.4	Vb	GND

copyright of this report is owned by Centre of Testing Service and may not be reproduced other than in full except with the written approval of the issuing Company.

**CENTRE OF TESTING SERVICE CO., LTD.**

Building F, Dachuang industrial park, No.379, Zhongshan Dadao, Guangzhou, China

Tel: +86-20-85543113 (32 lines)

Fax: +86-20-38780406

Complaint line: +86-20-85533471

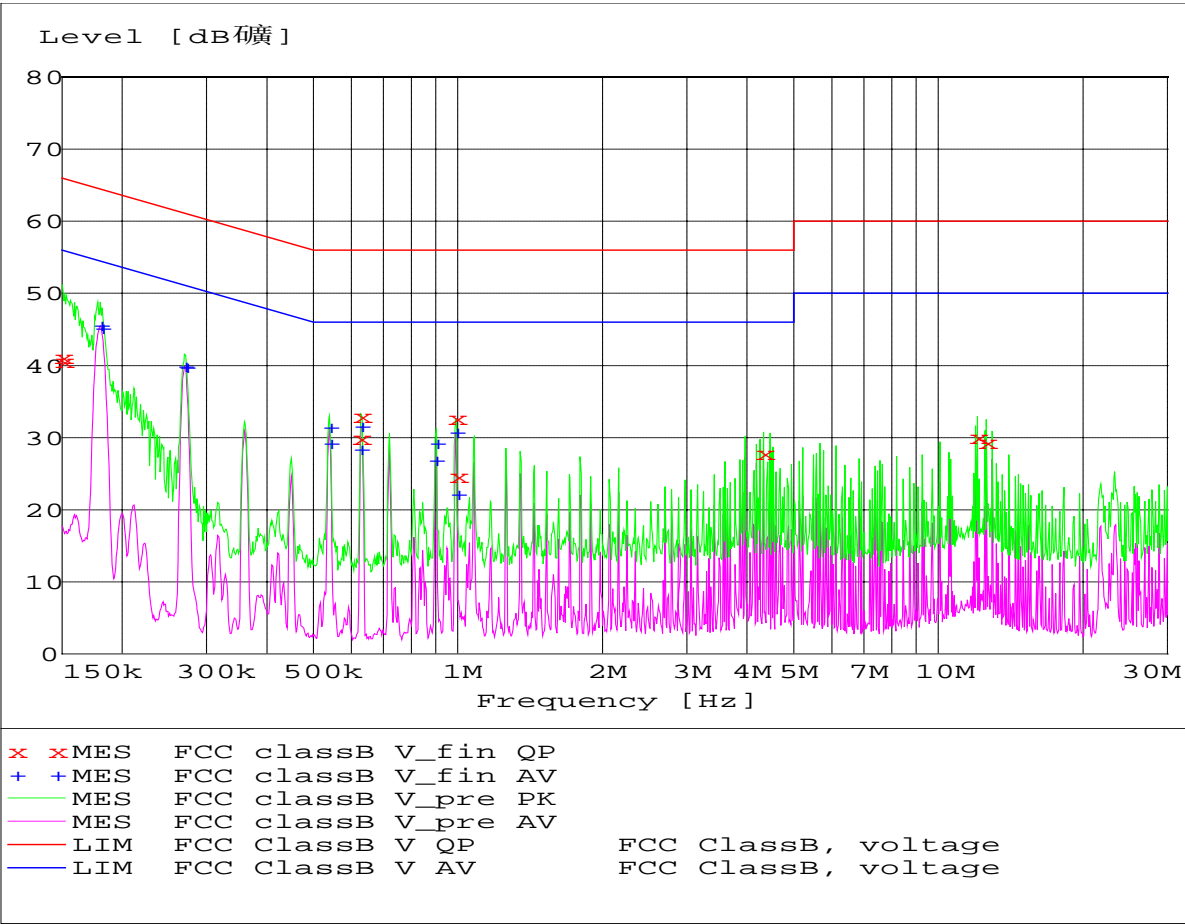
E-mail: cts@cts-lab.com.cn

See Reverse For Terms And Conditions of Service





Test point	Va	Result:	<input checked="" type="checkbox"/> - passed
Channel:	20 (2442.00MHz)		<input type="checkbox"/> - not passed
EUT	QClick		
Firm Name	QOMO HiteVision, LLC.		
Operating Condition	DC 5V		
Test Condition	Ambient Temperature: 25°C Humidity: 56%		
Operator	Jackson		
MODEL NO.	QRF900		



copyright of this report is owned by Centre of Testing Service and may not be reproduced other than in full except with the written approval of the issuing Company.

**CENTRE OF TESTING SERVICE CO., LTD.**

Building F, Dachuang industrial park, No.379, Zhongshan Dadao, Guangzhou, China

Tel: +86-20-85543113 (32 lines)

Fax: +86-20-38780406

Complaint line: +86-20-85533471

E-mail: cts@cts-lab.com.cn

See Reverse For Terms And Conditions of Service

**MEASUREMENT RESULT: "FCC classB V\_fin QP"**

Frequency	Level	Transd	Limit	Margin	Line	PE
MHz	dBμV	dB	dBμV	dB		
0.150000	41.10	10.2	66	24.9	Va	GND
0.150600	40.60	10.2	66	25.4	Va	GND
0.626265	29.90	10.1	56	26.1	Va	GND
0.628770	33.00	10.1	56	23.0	Va	GND
0.991142	32.70	10.1	56	23.3	Va	GND
0.995106	24.70	10.1	56	31.3	Va	GND
4.323915	27.80	10.1	56	28.2	Va	GND
12.062615	30.10	9.9	60	29.9	Va	GND
12.604111	29.30	9.9	60	30.7	Va	GND

**MEASUREMENT RESULT: "FCC classB V\_fin AV"**

Frequency	Level	Transd	Limit	Margin	Line	PE
MHz	dBμV	dB	dBμV	dB		
0.180233	45.50	10.2	55	9.0	Va	GND
0.180954	45.20	10.2	54	9.2	Va	GND
0.269735	39.90	10.2	51	11.2	Va	GND
0.270814	39.70	10.2	51	11.4	Va	GND
0.540266	31.40	10.1	46	14.6	Va	GND
0.542427	29.20	10.1	46	16.8	Va	GND
0.626265	28.40	10.1	46	17.6	Va	GND
0.628770	31.60	10.1	46	14.4	Va	GND
0.897004	26.80	10.1	46	19.2	Va	GND
0.900592	29.20	10.1	46	16.8	Va	GND
0.991142	30.70	10.1	46	15.3	Va	GND
0.995106	22.10	10.1	46	23.9	Va	GND

copyright of this report is owned by Centre of Testing Service and may not be reproduced other than in full except with the written approval of the issuing Company.

**CENTRE OF TESTING SERVICE CO., LTD.**

Building F, Dachuang industrial park, No.379, Zhongshan Dadao, Guangzhou, China

Tel: +86-20-85543113 (32 lines)

Fax: +86-20-38780406

Complaint line: +86-20-85533471

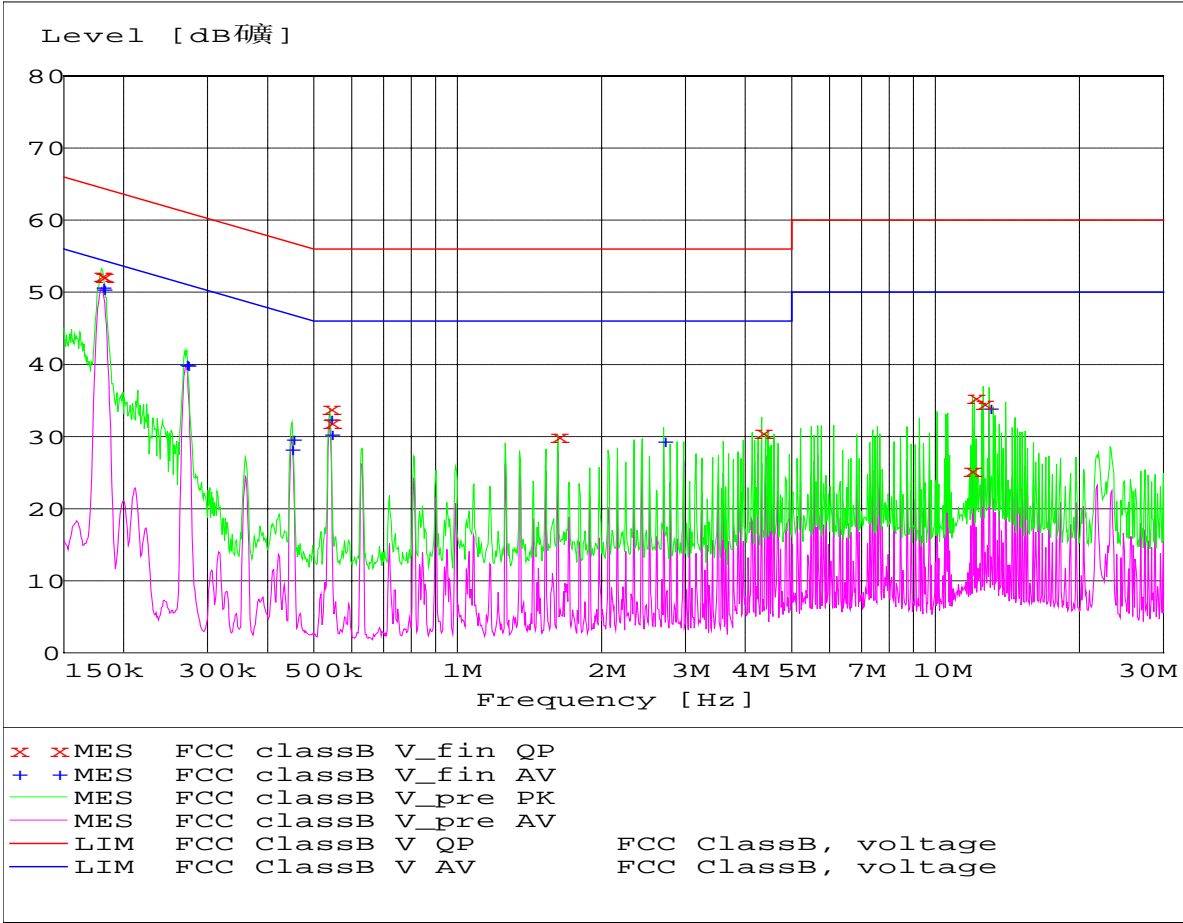
E-mail: cts@cts-lab.com.cn

See Reverse For Terms And Conditions of Service



Test point:	Vb	Result:	<input checked="" type="checkbox"/> - passed
Channel:	20 (2442.00MHz)		<input type="checkbox"/> - not passed

EUT	QClick
Firm Name	QOMO HiteVision, LLC.
Operating Condition	DC 5V
Test Condition	Ambient Temperature: 25°C Humidity: 56%
Operator	Jackson
MODEL NO.	QRF900



copyright of this report is owned by Centre of Testing Service and may not be reproduced other than in full except with the written approval of the issuing Company.

**CENTRE OF TESTING SERVICE CO., LTD.**

Building F, Dachuang industrial park, No.379, Zhongshan Dadao, Guangzhou, China

Tel: +86-20-85543113 (32 lines)

Fax: +86-20-38780406

Complaint line: +86-20-85533471

E-mail: cts@cts-lab.com.cn

See Reverse For Terms And Conditions of Service

**MEASUREMENT RESULT: "FCC classB V\_fin QP"**

Frequency	Level	Transd	Limit	Margin	Line	PE
MHz	dBμV	dB	dBμV	dB		
0.179515	52.40	10.2	65	12.1	Vb	GND
0.180954	52.20	10.2	64	12.2	Vb	GND
0.540266	34.00	10.1	56	22.0	Vb	GND
0.542427	31.90	10.1	56	24.1	Vb	GND
1.619509	30.10	10.1	56	25.9	Vb	GND
4.323915	30.60	10.1	56	25.4	Vb	GND
11.871530	25.30	9.9	60	34.7	Vb	GND
12.062610	35.40	9.9	60	24.6	Vb	GND
12.604111	34.70	9.9	60	25.3	Vb	GND

**MEASUREMENT RESULT: "FCC classB V\_fin AV"**

Frequency	Level	Transd	Limit	Margin	Line	PE
MHz	dBμV	dB	dBμV	dB		
0.180233	50.70	10.2	55	3.8	Vb	GND
0.180954	50.40	10.2	54	4.0	Vb	GND
0.269735	40.00	10.2	51	11.1	Vb	GND
0.270814	39.80	10.2	51	11.3	Vb	GND
0.447844	28.20	10.1	47	18.7	Vb	GND
0.449636	29.60	10.1	47	17.3	Vb	GND
0.540266	32.40	10.1	46	13.6	Vb	GND
0.542427	30.30	10.1	46	15.7	Vb	GND
2.699598	29.30	10.1	46	16.8	Vb	GND
12.961291	34.00	9.9	50	16.0	Vb	GND

copyright of this report is owned by Centre of Testing Service and may not be reproduced other than in full except with the written approval of the issuing Company.

**CENTRE OF TESTING SERVICE CO., LTD.**

Building F, Dachuang industrial park, No.379, Zhongshan Dadao, Guangzhou, China

Tel: +86-20-85543113 (32 lines)

Fax: +86-20-38780406

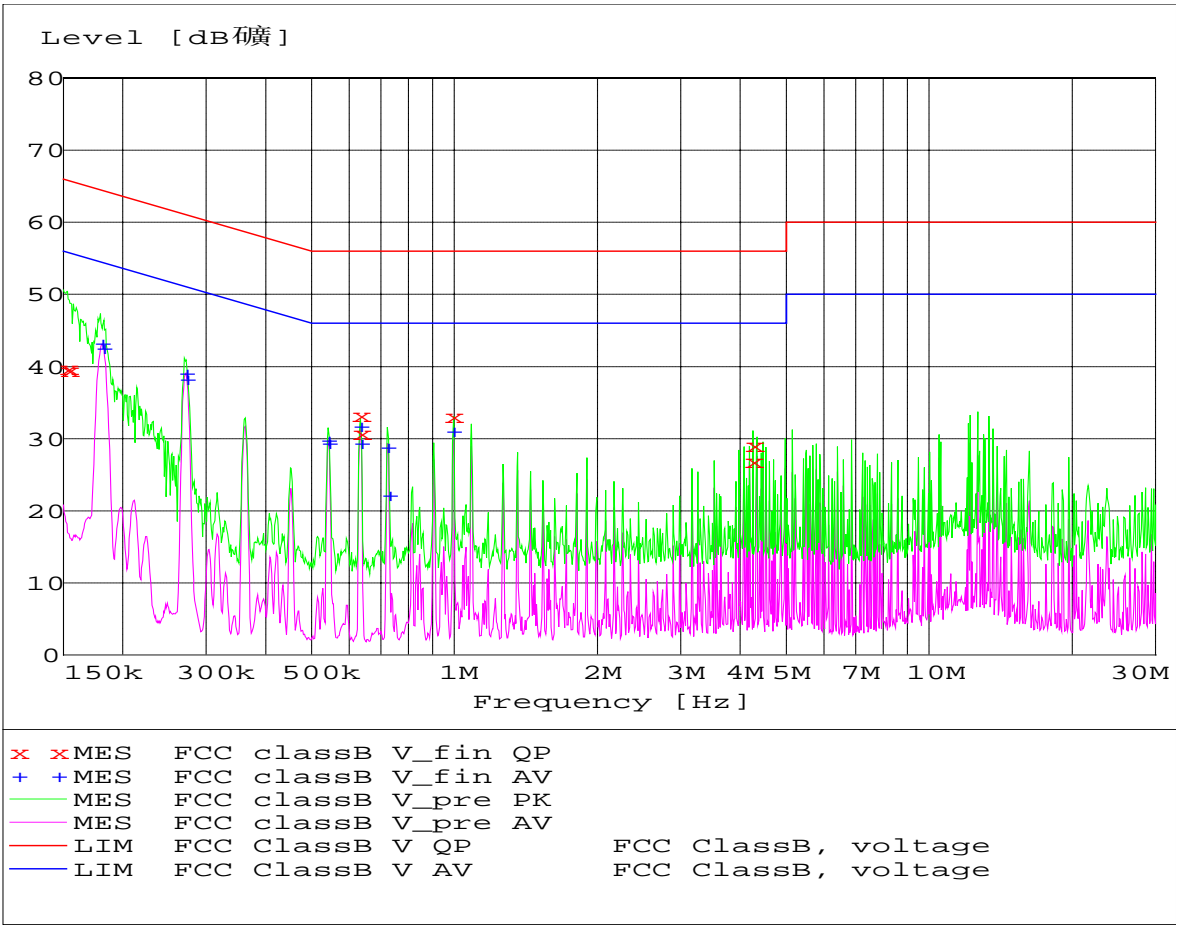
Complaint line: +86-20-85533471

E-mail: cts@cts-lab.com.cn

See Reverse For Terms And Conditions of Service



Test point	Va	Result:	<input checked="" type="checkbox"/> - passed
Channel:	40 (2482.00MHz)		<input type="checkbox"/> - not passed
EUT	QClick		
Firm Name	QOMO HiteVision, LLC.		
Operating Condition	DC 5V		
Test Condition	Ambient Temperature: 25°C Humidity: 56%		
Operator	Jackson		
MODEL NO.	QRF900		



copyright of this report is owned by Centre of Testing Service and may not be reproduced other than in full except with the written approval of the issuing Company.

CENTRE OF TESTING SERVICE CO., LTD.

Building F, Dachuang industrial park, No.379, Zhongshan Dadao, Guangzhou, China

Tel: +86-20-85543113 (32 lines)

Fax: +86-20-38780406

Complaint line: +86-20-85533471

E-mail: cts@cts-lab.com.cn

See Reverse For Terms And Conditions of Service

**MEASUREMENT RESULT: "FCC classB V\_fin QP"**

Frequency	Level	Transd	Limit	Margin	Line	PE
MHz	dBμV	dB	dBμV	dB		
0.153017	39.80	10.2	66	26.1	Va	GND
0.153629	39.50	10.2	66	26.3	Va	GND
0.631285	33.20	10.1	56	22.8	Va	GND
0.633810	30.70	10.1	56	25.3	Va	GND
0.991139	33.10	10.1	56	22.9	Va	GND
4.238466	26.80	10.1	56	29.2	Va	GND
4.255420	29.10	10.1	56	26.9	Va	GND

**MEASUREMENT RESULT: "FCC classB V\_fin AV"**

Frequency	Level	Transd	Limit	Margin	Line	PE
MHz	dBμV	dB	dBμV	dB		
0.180228	43.20	10.2	55	11.3	Va	GND
0.181673	42.50	10.2	54	11.9	Va	GND
0.270819	39.00	10.2	51	12.1	Va	GND
0.271902	38.30	10.2	51	12.8	Va	GND
0.540272	29.80	10.1	46	16.2	Va	GND
0.542434	29.40	10.1	46	16.6	Va	GND
0.631285	31.80	10.1	46	14.2	Va	GND
0.633810	29.30	10.1	46	16.7	Va	GND
0.720169	28.80	10.1	46	17.2	Va	GND
0.725942	22.20	10.1	46	23.8	Va	GND
0.991139	31.00	10.1	46	15.0	Va	GND

copyright of this report is owned by Centre of Testing Service and may not be reproduced other than in full except with the written approval of the issuing Company.

**CENTRE OF TESTING SERVICE CO., LTD.**

Building F, Dachuang industrial park, No.379, Zhongshan Dadao, Guangzhou, China

Tel: +86-20-85543113 (32 lines)

Fax: +86-20-38780406

Complaint line: +86-20-85533471

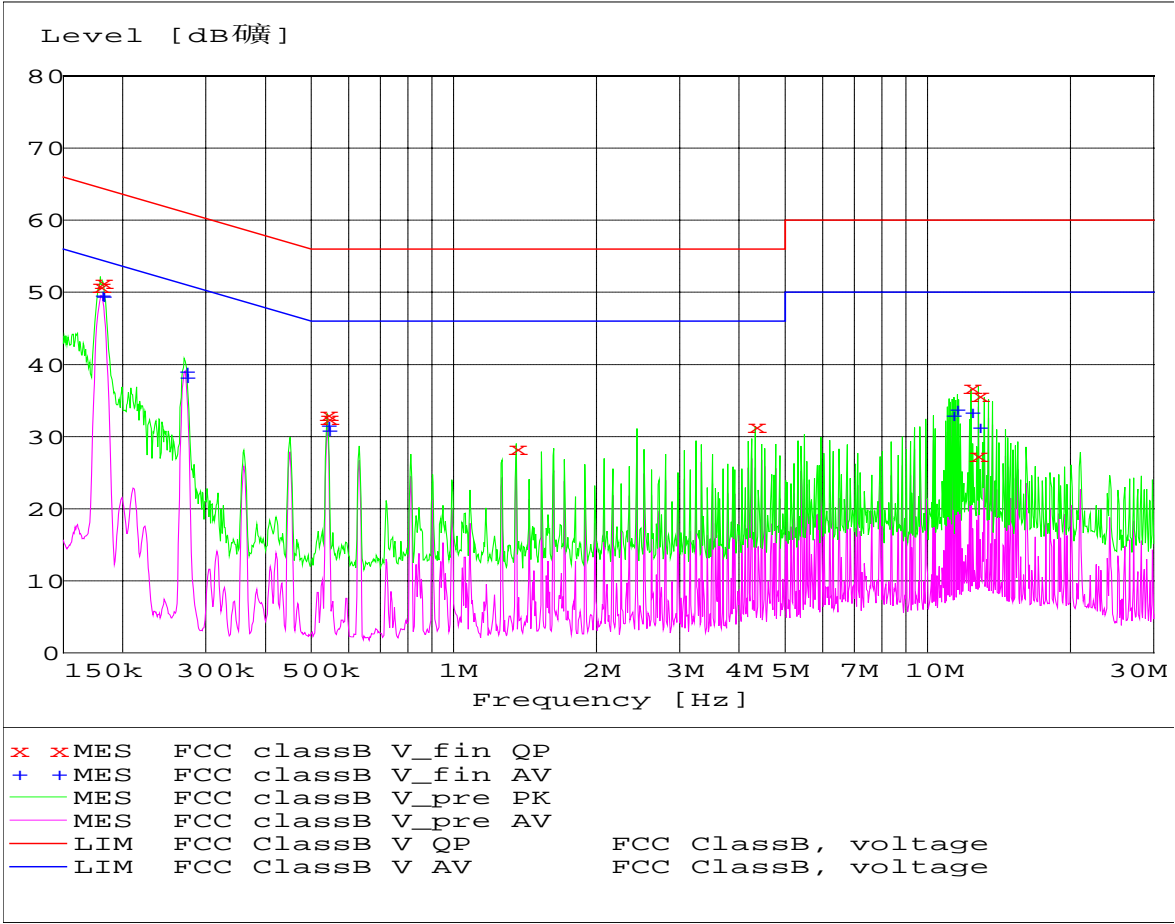
E-mail: cts@cts-lab.com.cn

See Reverse For Terms And Conditions of Service



Test point:	Vb	Result:	<input checked="" type="checkbox"/> - passed
Channel:	40 (2482.00MHz)		<input type="checkbox"/> - not passed

EUT	QClick
Firm Name	QOMO HiteVision, LLC.
Operating Condition	DC 5V
Test Condition	Ambient Temperature: 25°C Humidity: 56%
Operator	Jackson
MODEL NO.	QRF900



copyright of this report is owned by Centre of Testing Service and may not be reproduced other than in full except with the written approval of the issuing Company.

**CENTRE OF TESTING SERVICE CO., LTD.**

Building F, Dachuang industrial park, No.379, Zhongshan Dadao, Guangzhou, China

Tel: +86-20-85543113 (32 lines)

Fax: +86-20-38780406

Complaint line: +86-20-85533471

E-mail: cts@cts-lab.com.cn

See Reverse For Terms And Conditions of Service

**MEASUREMENT RESULT: "FCC classB V\_fin QP"**

Frequency MHz	Level dBμV	Transd dB	Limit dBμV	Margin dB	Line	PE
0.178802	50.80	10.2	65	13.7	Vb	GND
0.180950	51.40	10.2	64	13.0	Vb	GND
0.540266	33.10	10.1	56	22.9	Vb	GND
0.542427	32.50	10.1	56	23.5	Vb	GND
1.353211	28.40	10.1	56	27.6	Vb	GND
4.323915	31.40	10.1	56	24.6	Vb	GND
12.355030	36.80	9.9	60	23.2	Vb	GND
12.705150	27.40	9.9	60	32.6	Vb	GND
12.806994	35.70	9.9	60	24.3	Vb	GND

**MEASUREMENT RESULT: "FCC classB V\_fin AV"**

Frequency MHz	Level dBμV	Transd dB	Limit dBμV	Margin dB	Line	PE
0.180233	49.60	10.2	55	4.9	Vb	GND
0.180954	49.50	10.2	54	5.0	Vb	GND
0.270814	39.00	10.2	51	12.1	Vb	GND
0.271897	38.30	10.2	51	12.7	Vb	GND
0.540266	31.50	10.1	46	14.5	Vb	GND
0.542427	30.90	10.1	46	15.1	Vb	GND
11.271150	33.00	9.9	50	17.0	Vb	GND
11.452580	33.70	9.9	50	16.3	Vb	GND
12.355030	33.40	9.9	50	16.6	Vb	GND
12.806994	31.30	9.9	50	18.7	Vb	GND

copyright of this report is owned by Centre of Testing Service and may not be reproduced other than in full except with the written approval of the issuing Company.

**CENTRE OF TESTING SERVICE CO., LTD.**

Building F, Dachuang industrial park, No.379, Zhongshan Dadao, Guangzhou, China

Tel: +86-20-85543113 (32 lines)

Fax: +86-20-38780406

Complaint line: +86-20-85533471

E-mail: cts@cts-lab.com.cn

See Reverse For Terms And Conditions of Service



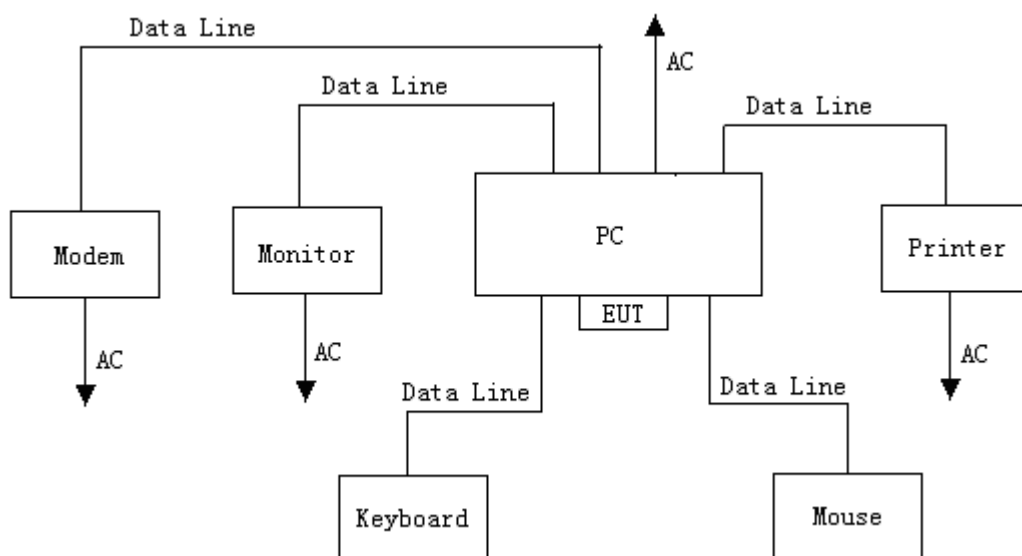
## 7 Radiated disturbance (electric field)

### 7.1. Test Equipment

Radiated disturbance (electric field)					
Item	Test Equipment	Manufacturer	Model No.	Serial No.	Last Cal.
1	EMI Test Receiver	ROHDE & SCHWARZ	ESCI	100868	2009/12
2	Biconical Antenna	ROHDE & SCHWARZ	HK116	100221	2009/12
3	Log per Antenna	ROHDE & SCHWARZ	HL223	100226	2009/12
4	Log per Antenna	ROHDE & SCHWARZ	HL050	100186	2009/12
5	Signal analyzer	ROHDE & SCHWARZ	FSIQ26	100311	2009/12

### 7.2. Block Diagram of Test Setup

#### 7.2.1 Block Diagram of connection between EUT and simulators



(EUT: Qclick)

Copyright of this report is owned by Centre of Testing Service and may not be reproduced other than in full except with the written approval of the issuing Company.

#### CENTRE OF TESTING SERVICE CO., LTD.

Building F, Dachuang industrial park, No.379, Zhongshan Dadao, Guangzhou, China

Tel: +86-20-85543113 (32 lines)

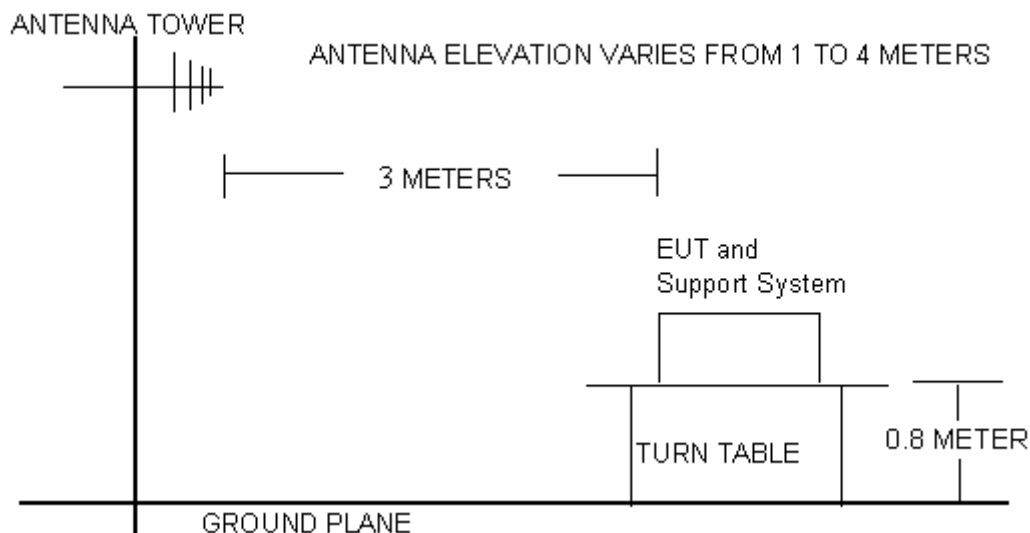
Fax: +86-20-38780406

Complaint line: +86-20-85533471

E-mail: cts@cts-lab.com.cn

See Reverse For Terms And Conditions of Service

### 7.2.2 Anechoic Chamber Setup Diagram



### 7.3. Radiated Emission Limit Standard: FCC 15.249

FREQUENCY MHz	DISTANCE Meters	FIELD STRENGTHS LIMIT	
		$\mu\text{V}/\text{m}$	$\text{dB}(\mu\text{V})/\text{m}$
30 ~ 88	3	100	40.0
88 ~ 216	3	150	43.5
216 ~ 960	3	200	46.0
960 ~ 1000	3	500	54.0
Local Oscillator:	3	114.0 $\text{dB}(\mu\text{V})/\text{m}$ (Peak) 94.0 $\text{dB}(\mu\text{V})/\text{m}$ (Average)	
Above 1000	3	Other: 74.0 $\text{dB}(\mu\text{V})/\text{m}$ (Peak) 54.0 $\text{dB}(\mu\text{V})/\text{m}$ (Average)	

Remark: (1) Emission level  $\text{dB}\mu\text{V} = 20 \log$  Emission level  $\mu\text{V}/\text{m}$   
 (2) The smaller limit shall apply at the cross point between two frequency bands.  
 (3) Distance is the distance in meters between the measuring instrument, antenna and the closest point of any part of the device or system.

### 7.4. EUT Configuration on Test

The following equipment are installed on Radiated Emission Test to meet the commission requirements and operating regulations in a manner which tends to maximize its emission characteristics in normal application.

### 7.5. Operating Condition of EUT

7.5.1. Setup the EUT and simulator as shown as Section 7.2.

7.5.2. Turn on the power of all equipment.

7.5.3. Let the EUT work in test mode (TX) and measurement it.

copyright of this report is owned by Centre of Testing Service and may not be reproduced other than in full except with the written approval of the issuing Company.

#### CENTRE OF TESTING SERVICE CO., LTD.

Building F, Dachuang industrial park, No.379, Zhongshan Dadao, Guangzhou, China

Tel: +86-20-85543113 (32 lines)

Fax: +86-20-38780406

Complaint line: +86-20-85533471

E-mail: cts@cts-lab.com.cn

See Reverse For Terms And Conditions of Service



## 7.6. Test Procedure

The EUT and its simulators are placed on a turn table, which is 0.8 meter high above ground. The turn table can rotate 360 degrees to determine the position of the maximum emission level. The EUT is set 3 meters away from the receiving antenna, which is mounted on a antenna tower. The antenna can be moved up and down between 1 meter and 4 meters to find out the maximum emission level. Broadband antenna (calibrated bilog antenna) is used as receiving antenna. Both horizontal and vertical polarization of the antenna is set on Test. In order to find the maximum emission levels, all of the interface cables must be manipulated according to ANSI C63.4-2003 on radiated emission Test.

The frequency range from 30MHz to 1000MHz and above 1GHz. is investigated. Please see the following pages.

All measurements for radiated emissions within the restricted bands were performed using a Quasi-Peak detector with 120kHz RBW below 1GHz and a Peak and Average detector with 1MHz RBW above 1GHz,

All measurements for radiated emissions within the restricted bands were performed using a Quasi-Peak detector with 300kHz VBW below 1GHz and a Peak detector with 1MHz VBW above 1GHz, A average detector with 10Hz VBW above 1GHz

Radiated emission test for 18-26.5GHz is measured with peak detector, the RBW is 1MHz and VBW is 3MHz. The measure result complied average limit. So it also complied peak limit.

Pretest x, y, z position of EUT, final, select the worst case x position test and record the test results in the report.

The test modes (TX Mode) is tested in Anechoic Chamber and all the scanning waveforms are reported on section 7.7

## 7.7. Radiated Emission Test Results

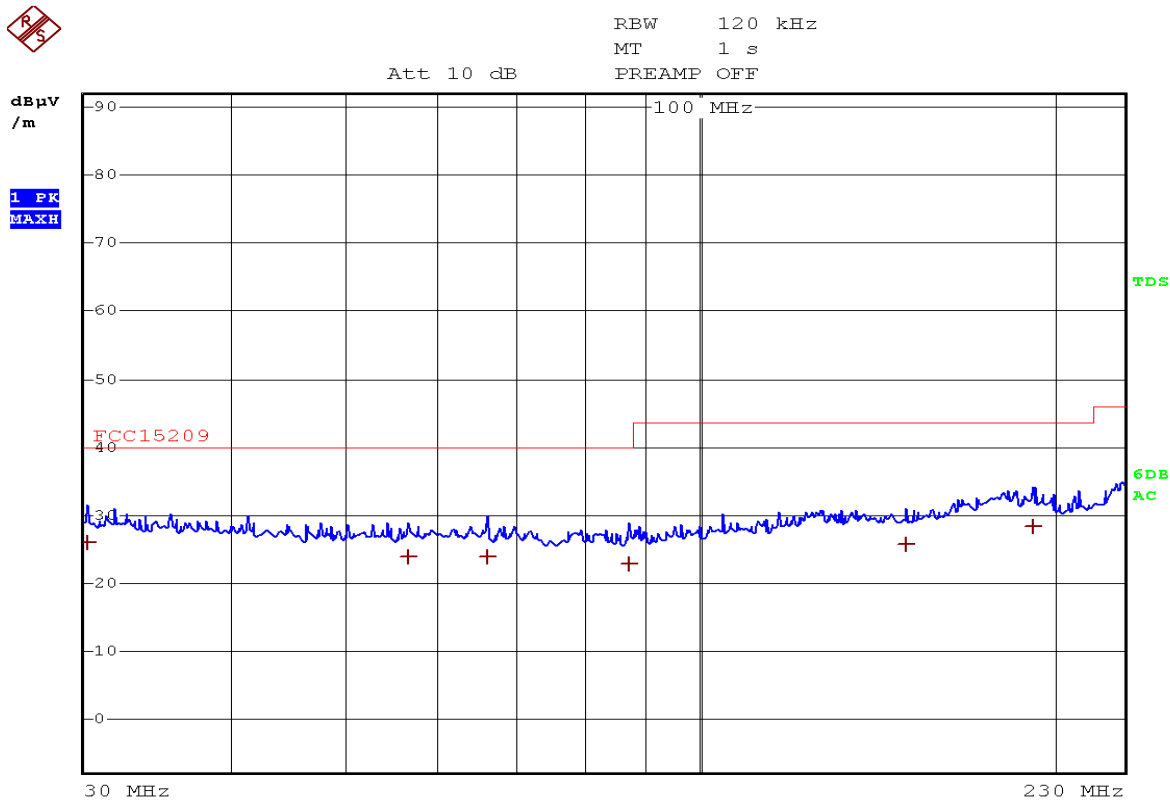
### **PASSED**

The frequency range from 30MHz to 230MHz, 230MHz to 1000MHz and above 1GHz. is investigated. Please see the following pages.



Channel:	0 (2402.00MHz)	Result:	<input checked="" type="checkbox"/> - passed
Test point:	Horizontal		<input type="checkbox"/> - not passed
Frequency range:	30-230MHz		

EUT	QClick
Firm Name	QOMO HiteVision, LLC.
Operating Condition	DC 5V
Test Condition	Ambient Temperature: 25°C Humidity: 56%
Operator	Jackson
MODEL NO.	QRF900



TRACE	FREQUENCY	LEVEL dBµV/m	DELTA LIMIT dB
Quasi Peak	30.24 MHz	26.09	-13.90
Quasi Peak	56.52 MHz	23.84	-16.15
Quasi Peak	66.16 MHz	23.85	-16.14
Quasi Peak	87.16 MHz	22.86	-17.13
Quasi Peak	150.12 MHz	25.83	-17.66
Quasi Peak	191.96 MHz	28.37	-15.12

Note:1. Emission level=Read level + Factor.  
2. Factor=Antenna factor + Cable loss.

copyright of this report is owned by Centre of Testing Service and may not be reproduced other than in full except with the written approval of the issuing Company.

**CENTRE OF TESTING SERVICE CO., LTD.**

Building F, Dachuang industrial park, No.379, Zhongshan Dadao, Guangzhou, China

Tel: +86-20-85543113 (32 lines)

Fax: +86-20-38780406

Complaint line: +86-20-85533471

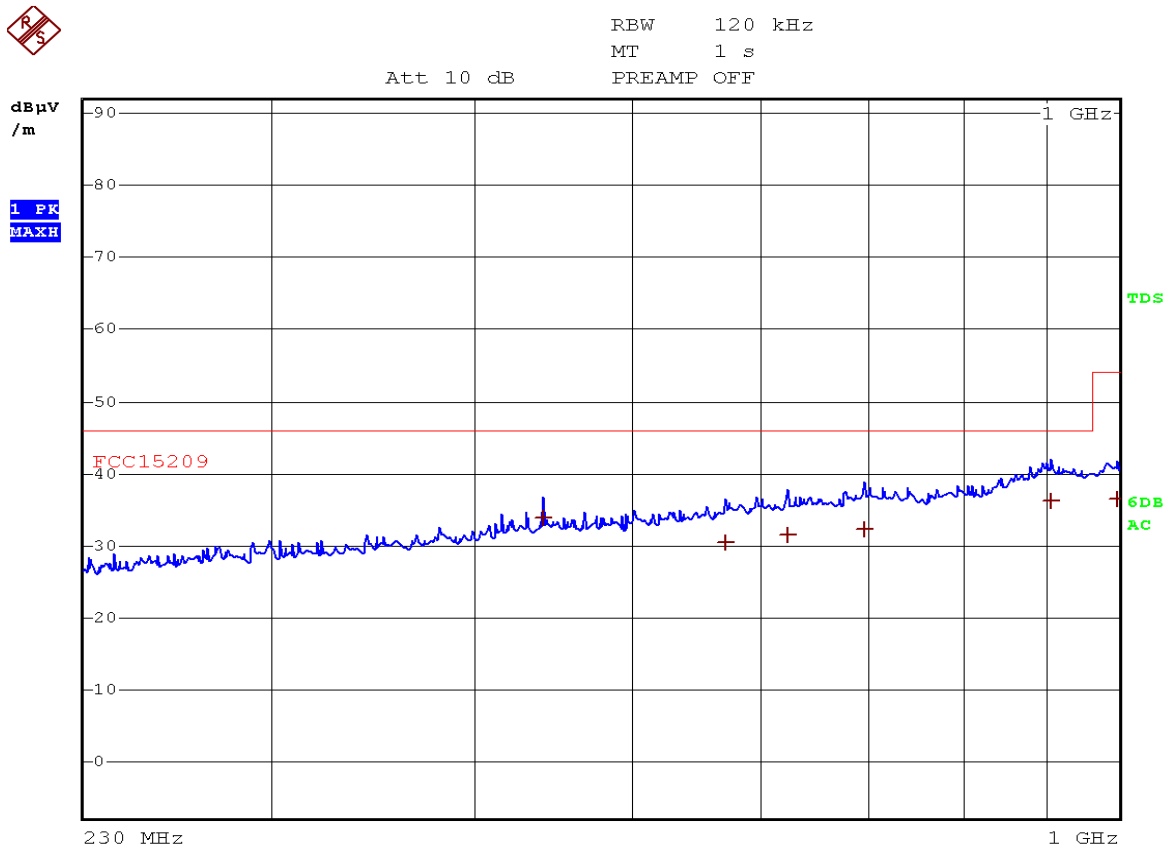
E-mail: cts@cts-lab.com.cn

See Reverse For Terms And Conditions of Service



Channel:	0 (2402.00MHz)	Result:	<input checked="" type="checkbox"/> - passed
Test point:	Horizontal		<input type="checkbox"/> - not passed
Frequency range:	230-1000MHz		

EUT	QClick
Firm Name	QOMO HiteVision, LLC.
Operating Condition	DC 5V
Test Condition	Ambient Temperature: 25°C Humidity: 56%
Operator	Jackson
MODEL NO.	QRF900, QRF9XX , QRF90X-R



TRACE	FREQUENCY	LEVEL dBµV/m	DELTA LIMIT dB
Quasi Peak	441.96 MHz	33.77	-12.22
Quasi Peak	572.64 MHz	30.37	-15.62
Quasi Peak	624.36 MHz	31.38	-14.61
Quasi Peak	696.96 MHz	32.38	-13.61
Quasi Peak	906.52 MHz	36.31	-9.68
Quasi Peak	997.68 MHz	36.41	-17.58

Note:1. Emission level=Read level + Factor.  
2. Factor=Antenna factor + Cable loss.

opryright of this report is owned by Centre of Testing Service and may not be reproduced other than in full except with the written approval of the issuing Company.

CENTRE OF TESTING SERVICE CO., LTD.

Building F, Dachuang industrial park, No.379, Zhongshan Dadao, Guangzhou, China

Tel: +86-20-85543113 (32 lines)

Fax: +86-20-38780406

Complaint line: +86-20-85533471

E-mail: cts@cts-lab.com.cn

See Reverse For Terms And Conditions of Service



Channel:	0 (2402.00MHz)	Result:	<input checked="" type="checkbox"/> - passed
Test point:	Horizontal		<input type="checkbox"/> - not passed
Frequency range:	1G-26.5GHz		

EUT	QClick
Firm Name	QOMO HiteVision, LLC.
Operating Condition	DC 5V
Test Condition	Ambient Temperature: 25°C Humidity: 56%
Operator	<b>Jackson</b>
MODEL NO.	QRF900

Frequency [MHz]	Result [dBμV]		Limit [dBμV]		Dlimit[dBμV]	
	Average	Peak	Average	Peak	Average	Peak
2402.00	74.5	90.0	94	114	19.5	24.0
3215.20	41.7	52.6	54	74	12.3	21.4
4804.00	47.3	65.8	54	74	6.7	8.2
7206.00	46.1	60.0	54	74	7.9	14.0
9608.00	42.8	53.1	54	74	11.8	20.9
12010.00	42.7	53.4	54	74	11.3	20.6
24285.50	43.0	53.9	54	74	11.0	20.1

Note:1. Emission level=Read level + Factor.  
2. Factor=Antenna factor + Cable loss.

copyright of this report is owned by Centre of Testing Service and may not be reproduced other than in full except with the written approval of the issuing Company.

#### CENTRE OF TESTING SERVICE CO., LTD.

Building F, Dachuang industrial park, No.379, Zhongshan Dadao, Guangzhou, China

Tel: +86-20-85543113 (32 lines)

Fax: +86-20-38780406

Complaint line: +86-20-85533471

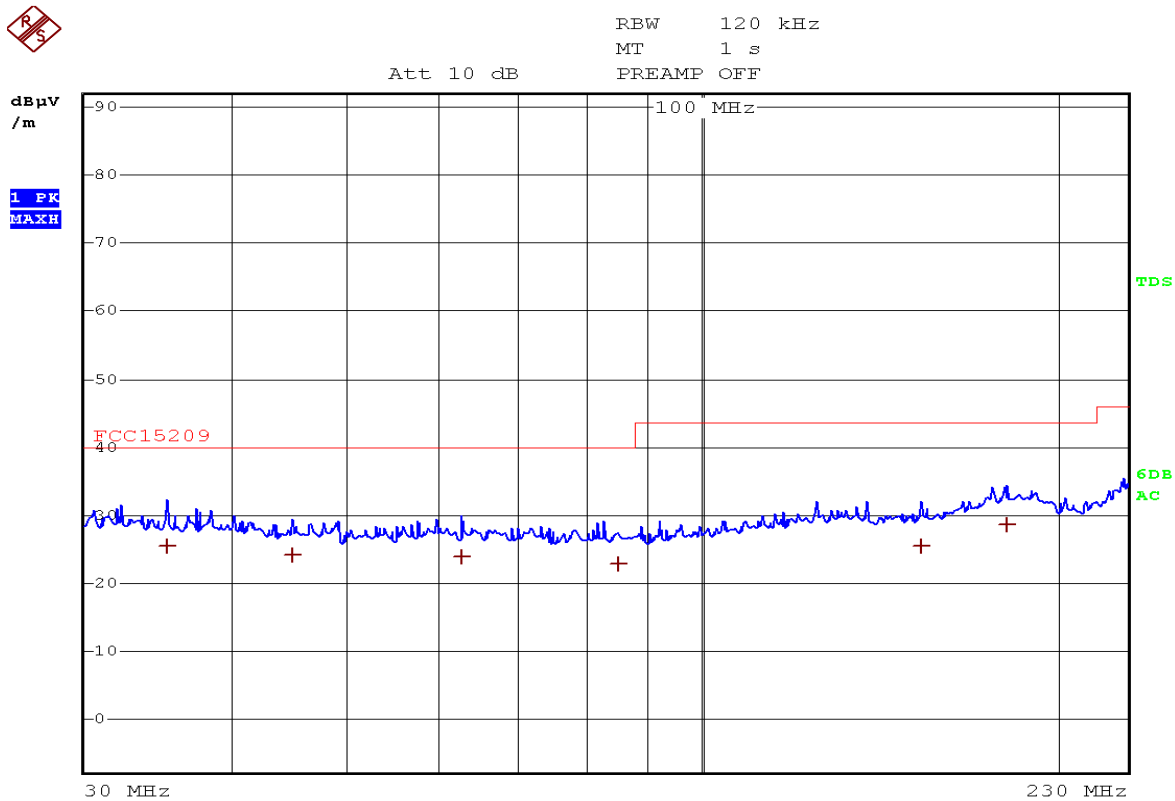
E-mail: cts@cts-lab.com.cn

See Reverse For Terms And Conditions of Service



Channel:	0 (2402.00MHz)	Result:	<input checked="" type="checkbox"/> - passed
Test point:	Vertical		<input type="checkbox"/> - not passed
Frequency range:	30-230MHz		

EUT	QClick
Firm Name	QOMO HiteVision, LLC.
Operating Condition	DC 5V
Test Condition	Ambient Temperature: 25°C Humidity: 56%
Operator	Jackson
MODEL NO.	QRF900



TRACE	FREQUENCY	LEVEL dBµV/m	DELTA LIMIT dB
Quasi Peak	35.32 MHz	25.39	-14.60
Quasi Peak	44.96 MHz	24.06	-15.93
Quasi Peak	62.64 MHz	23.92	-16.07
Quasi Peak	85.08 MHz	22.92	-17.07
Quasi Peak	153.36 MHz	25.58	-17.91
Quasi Peak	181.2 MHz	28.57	-14.92

Note: 1. Emission level=Read level + Factor.  
2. Factor=Antenna factor + Cable loss.

copyright of this report is owned by Centre of Testing Service and may not be reproduced other than in full except with the written approval of the issuing Company.

CENTRE OF TESTING SERVICE CO., LTD.

Building F, Dachuang industrial park, No.379, Zhongshan Dadao, Guangzhou, China

Tel: +86-20-85543113 (32 lines)

Fax: +86-20-38780406

Complaint line: +86-20-85533471

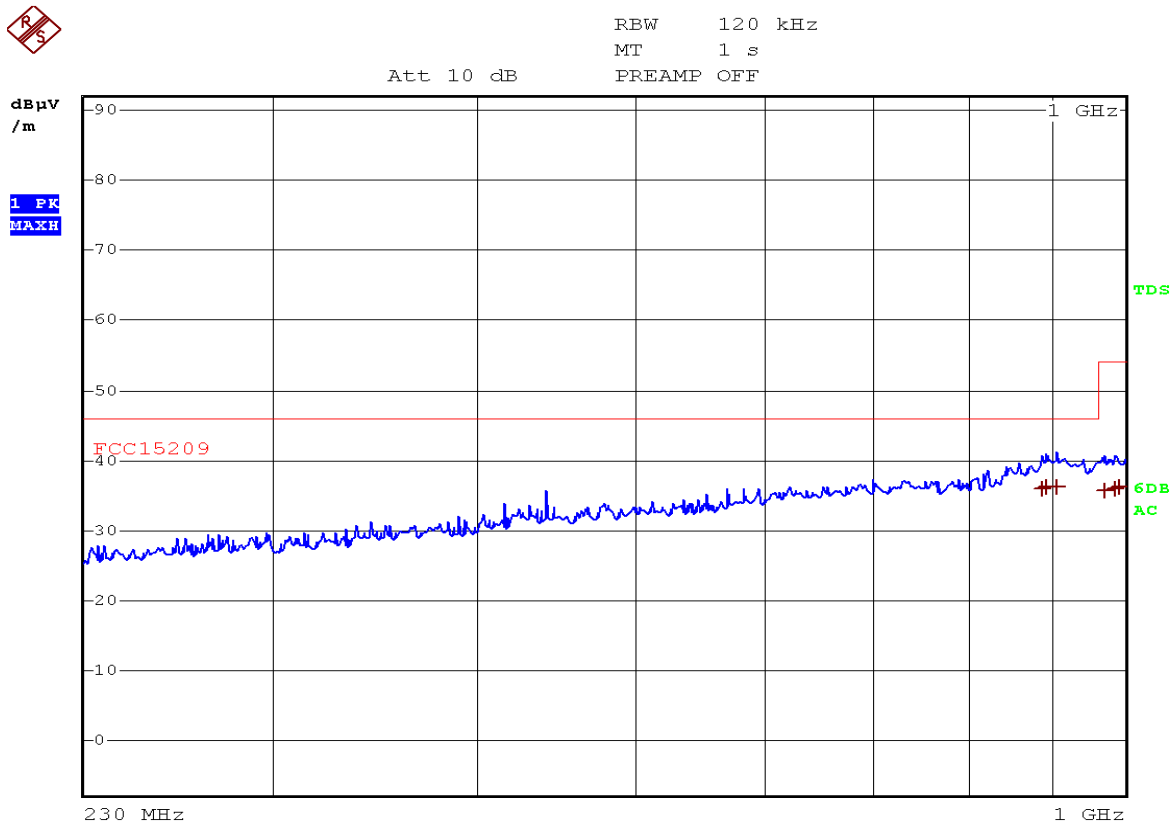
E-mail: cts@cts-lab.com.cn

See Reverse For Terms And Conditions of Service



Channel:	0 (2402.00MHz)	Result:	<input checked="" type="checkbox"/> - passed
Test point:	Vertical		<input type="checkbox"/> - not passed
Frequency range:	230-1000MHz		

EUT	QClick
Firm Name	QOMO HiteVision, LLC.
Operating Condition	DC 5V
Test Condition	Ambient Temperature: 25°C Humidity: 56%
Operator	Jackson
MODEL NO.	QRF900



TRACE	FREQUENCY	LEVEL dBµV/m	DELTA LIMIT dB
Quasi Peak	888.96 MHz	35.89	-10.10
Quasi Peak	894.44 MHz	36.21	-9.78
Quasi Peak	906.92 MHz	36.30	-9.70
Quasi Peak	970.28 MHz	35.66	-18.33
Quasi Peak	984.88 MHz	36.06	-17.93
Quasi Peak	991.8 MHz	36.27	-17.72

Note:1. Emission level=Read level + Factor.  
2. Factor=Antenna factor + Cable loss.

opyright of this report is owned by Centre of Testing Service and may not be reproduced other than in full except with the written approval of the issuing Company.

CENTRE OF TESTING SERVICE CO., LTD.

Building F, Dachuang industrial park, No.379, Zhongshan Dadao, Guangzhou, China

Tel: +86-20-85543113 (32 lines)

Fax: +86-20-38780406

Complaint line: +86-20-85533471

E-mail: cts@cts-lab.com.cn

See Reverse For Terms And Conditions of Service





Channel:	0 (2402.00MHz)	Result:	<input checked="" type="checkbox"/> - passed
Test point:	Vertical		<input type="checkbox"/> - not passed
Frequency range:	1G-26.5GHz		

EUT	QClick
Firm Name	QOMO HiteVision, LLC.
Operating Condition	DC 5V
Test Condition	Ambient Temperature: 25°C Humidity: 56%
Operator	<b>Jackson</b>
MODEL NO.	QRF900

Frequency [MHz]	Result [dBμV]		Limit [dBμV]		Dlimit[dBμV]	
	Average	Peak	Average	Peak	Average	Peak
2402.00	71.6	89.4	94	114	22.4	24.6
3218.10	41.3	52.6	54	74	12.7	21.4
4804.00	47.3	65.1	54	74	6.7	8.9
7206.00	46.1	60.0	54	74	7.9	14.0
9608.00	42.8	53.2	54	74	11.8	20.8
12010.00	42.7	53.6	54	74	11.3	20.4
24285.70	43.1	53.9	54	74	10.9	20.1

Note:1. Emission level=Read level + Factor.

2. Factor=Antenna factor + Cable loss.

copyright of this report is owned by Centre of Testing Service and may not be reproduced other than in full except with the written approval of the issuing Company.

#### CENTRE OF TESTING SERVICE CO., LTD.

Building F, Dachuang industrial park, No.379, Zhongshan Dadao, Guangzhou, China

Tel: +86-20-85543113 (32 lines)

Fax: +86-20-38780406

Complaint line: +86-20-85533471

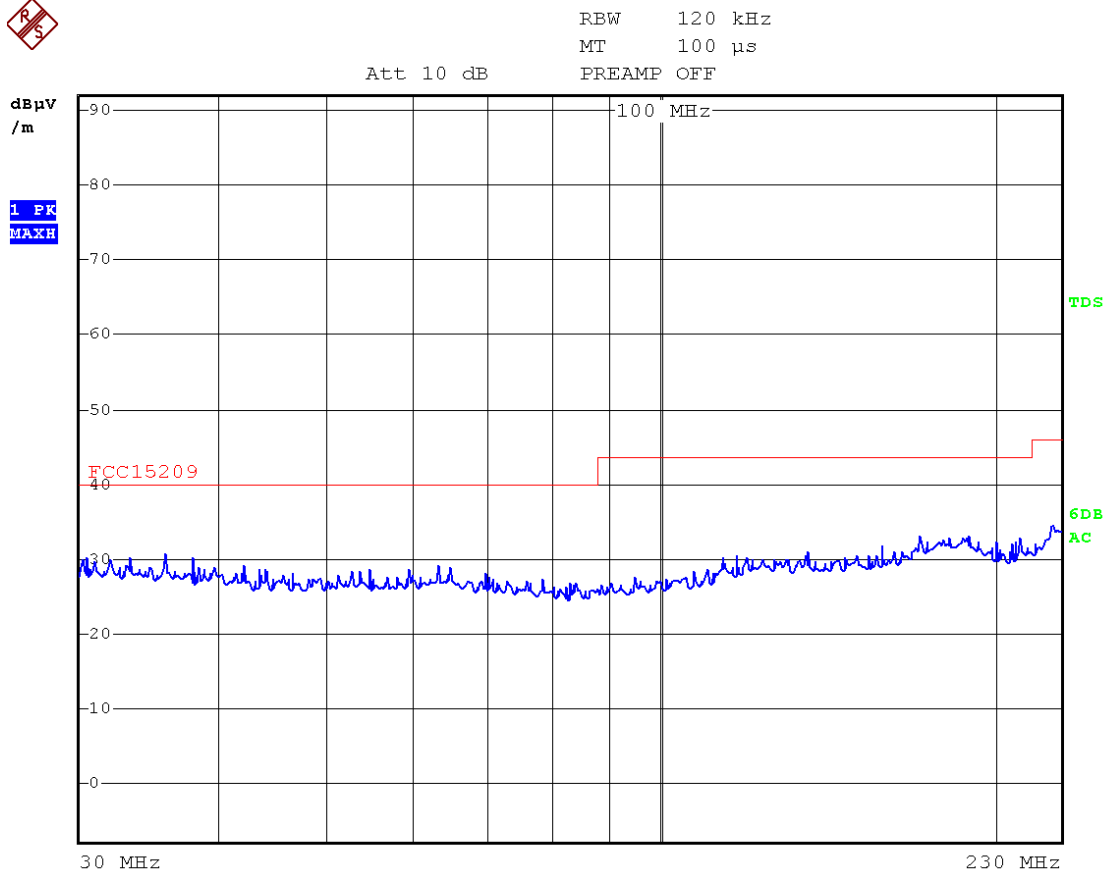
E-mail: cts@cts-lab.com.cn

See Reverse For Terms And Conditions of Service



Channel:	20 (2442.00MHz)	Result:	<input checked="" type="checkbox"/> - passed
Test point:	Horizontal		<input type="checkbox"/> - not passed
Frequency range:	30-230MHz		

EUT	QClick
Firm Name	QOMO HiteVision, LLC.
Operating Condition	DC 5V
Test Condition	Ambient Temperature: 25°C Humidity: 56%
Operator	Jackson
MODEL NO.	QRF900



Note:1. Emission level=Read level + Factor.  
2. Factor=Antenna factor + Cable loss.

copyright of this report is owned by Centre of Testing Service and may not be reproduced other than in full except with the written approval of the issuing Company.

CENTRE OF TESTING SERVICE CO., LTD.

Building F, Dachuang industrial park, No.379, Zhongshan Dadao, Guangzhou, China

Tel: +86-20-85543113 (32 lines)

Fax: +86-20-38780406

Complaint line: +86-20-85533471

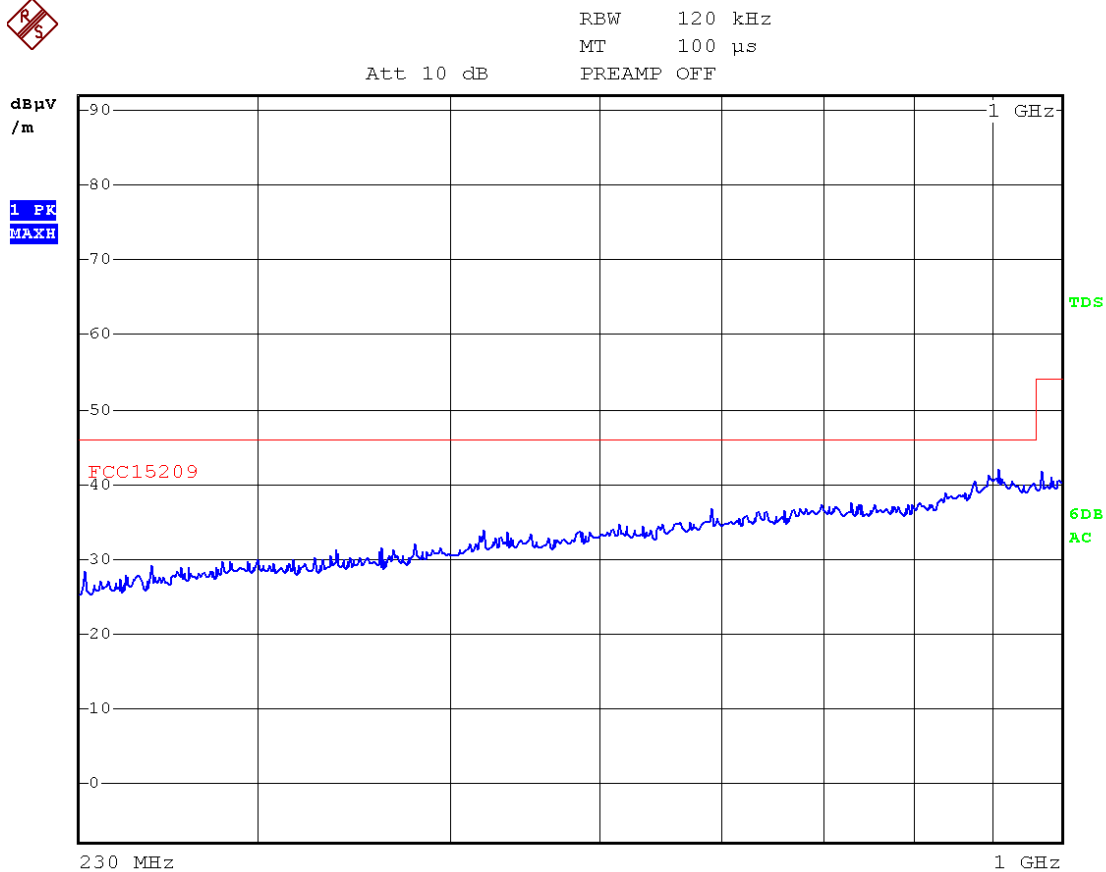
E-mail: cts@cts-lab.com.cn

See Reverse For Terms And Conditions of Service



Channel:	20 (2442.00MHz)	Result:	<input checked="" type="checkbox"/> - passed
Test point:	Horizontal		<input type="checkbox"/> - not passed
Frequency range:	230-1000MHz		

EUT	QClick
Firm Name	QOMO HiteVision, LLC.
Operating Condition	DC 5V
Test Condition	Ambient Temperature: 25°C Humidity: 56%
Operator	Jackson
MODEL NO.	QRF900



Note:1. Emission level=Read level + Factor.  
2. Factor=Antenna factor + Cable loss.

opyright of this report is owned by Centre of Testing Service and may not be reproduced other than in full except with the written approval of the issuing Company.

CENTRE OF TESTING SERVICE CO., LTD.

Building F, Dachuang industrial park, No.379, Zhongshan Dadao, Guangzhou, China

Tel: +86-20-85543113 (32 lines)

Fax: +86-20-38780406

Complaint line: +86-20-85533471

E-mail: cts@cts-lab.com.cn

See Reverse For Terms And Conditions of Service



Channel:	20 (2442.00MHz)	Result:	<input checked="" type="checkbox"/> - passed
Test point:	Horizontal		<input type="checkbox"/> - not passed
Frequency range:	1G-26.5GHz		

EUT	QClick
Firm Name	QOMO HiteVision, LLC.
Operating Condition	DC 5V
Test Condition	Ambient Temperature: 25°C Humidity: 56%
Operator	<b>Jackson</b>
MODEL NO.	QRF900

Frequency [MHz]	Result [dBμV]		Limit [dBμV]		Dlimit[dBμV]	
	Average	Peak	Average	Peak	Average	Peak
2442.00	72.5	89.3	94	114	21.5	24.7
3515.60	42.7	52.4	54	74	11.3	21.6
4884.00	47.3	63.4	54	74	6.7	10.6
7326.00	46.1	60.0	54	74	7.9	14.0
9768.00	42.8	53.1	54	74	11.8	20.9
12210.00	42.7	53.4	54	74	11.3	20.6
23285.70	43.0	53.7	54	74	11.0	20.3

Note:1. Emission level=Read level + Factor.  
2. Factor=Antenna factor + Cable loss.

copyright of this report is owned by Centre of Testing Service and may not be reproduced other than in full except with the written approval of the issuing Company.

#### CENTRE OF TESTING SERVICE CO., LTD.

Building F, Dachuang industrial park, No.379, Zhongshan Dadao, Guangzhou, China

Tel: +86-20-85543113 (32 lines)

Fax: +86-20-38780406

Complaint line: +86-20-85533471

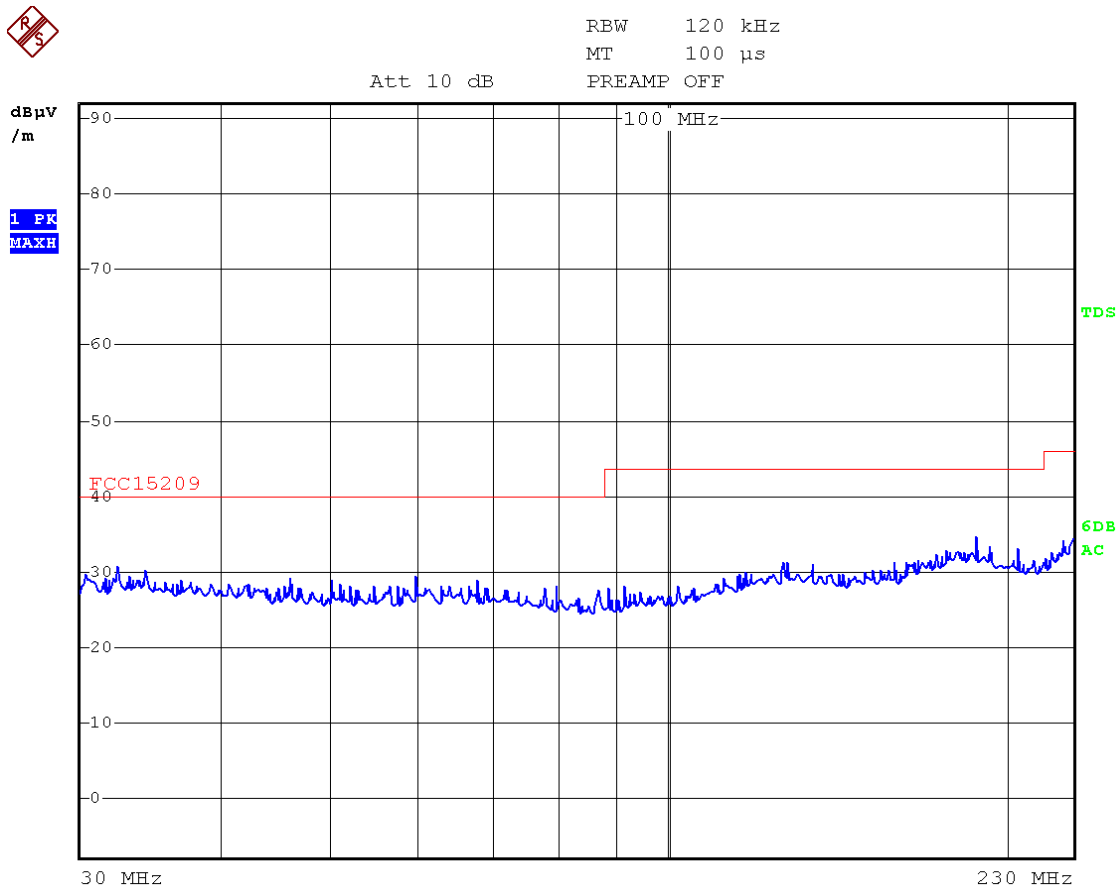
E-mail: cts@cts-lab.com.cn

See Reverse For Terms And Conditions of Service



Channel:	20 (2442.00MHz)	Result:	<input checked="" type="checkbox"/> - passed
Test point:	Vertical		<input type="checkbox"/> - not passed
Frequency range:	30-230MHz		

EUT	QClick
Firm Name	QOMO HiteVision, LLC.
Operating Condition	DC 5V
Test Condition	Ambient Temperature: 25°C Humidity: 56%
Operator	Jackson
MODEL NO.	QRF900



Note:1. Emission level=Read level + Factor.  
2. Factor=Antenna factor + Cable loss.

copyright of this report is owned by Centre of Testing Service and may not be reproduced other than in full except with the written approval of the issuing Company.

CENTRE OF TESTING SERVICE CO., LTD.

Building F, Dachuang industrial park, No.379, Zhongshan Dadao, Guangzhou, China

Tel: +86-20-85543113 (32 lines)

Fax: +86-20-38780406

Complaint line: +86-20-85533471

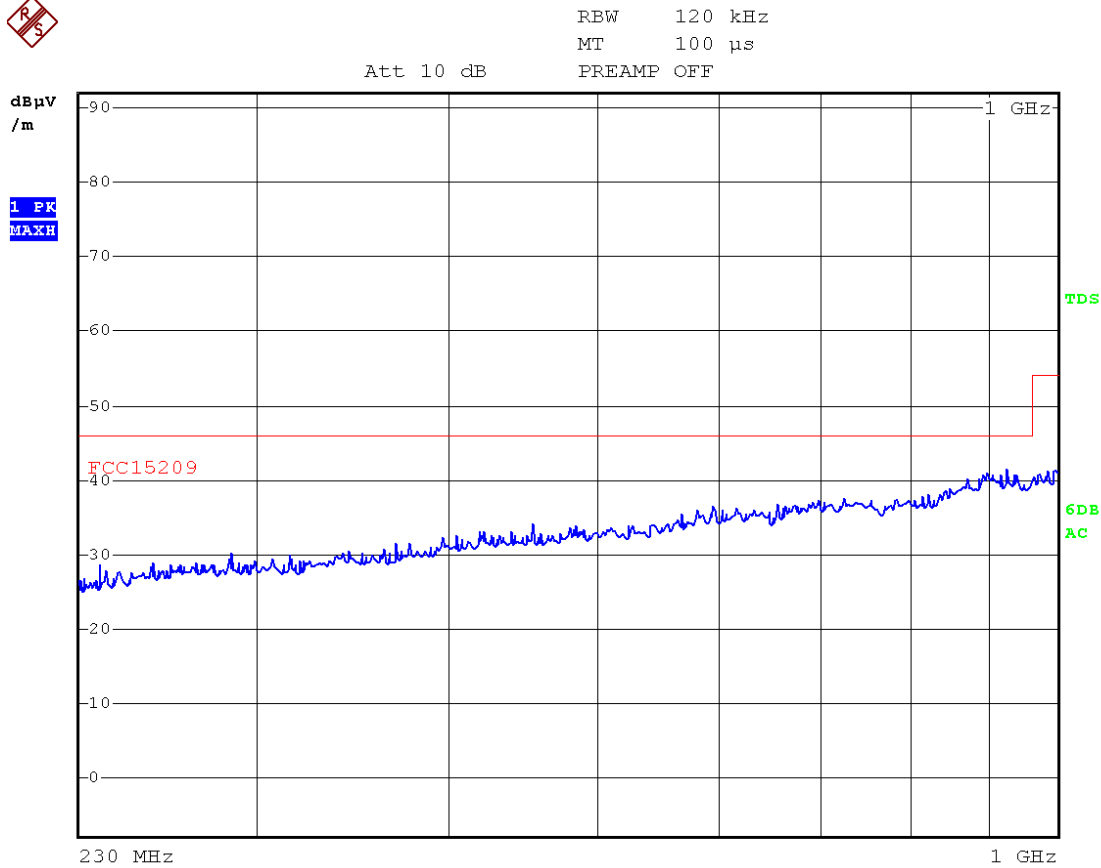
E-mail: cts@cts-lab.com.cn

See Reverse For Terms And Conditions of Service



Channel:	20 (2442.00MHz)	Result:	<input checked="" type="checkbox"/> - passed
Test point:	Vertical		<input type="checkbox"/> - not passed
Frequency range:	230-1000MHz		

EUT	QClick
Firm Name	QOMO HiteVision, LLC.
Operating Condition	DC 5V
Test Condition	Ambient Temperature: 25°C Humidity: 56%
Operator	Jackson
MODEL NO.	QRF900



Note:1. Emission level=Read level + Factor.  
2. Factor=Antenna factor + Cable loss.

opyright of this report is owned by Centre of Testing Service and may not be reproduced other than in full except with the written approval of the issuing Company.

CENTRE OF TESTING SERVICE CO., LTD.

Building F, Dachuang industrial park, No.379, Zhongshan Dadao, Guangzhou, China

Tel: +86-20-85543113 (32 lines)

Fax: +86-20-38780406

Complaint line: +86-20-85533471

E-mail: cts@cts-lab.com.cn

See Reverse For Terms And Conditions of Service



Channel:	20 (2442.00MHz)	Result:	<input checked="" type="checkbox"/> - passed
Test point:	Vertical		<input type="checkbox"/> - not passed
Frequency range:	1G-26.5GHz		

EUT	QClick
Firm Name	QOMO HiteVision, LLC.
Operating Condition	DC 5V
Test Condition	Ambient Temperature: 25°C Humidity: 56%
Operator	<b>Jackson</b>
MODEL NO.	QRF900

Frequency [MHz]	Result [dBμV]		Limit [dBμV]		Dlimit[dBμV]	
	Average	Peak	Average	Peak	Average	Peak
2442.00	72.2	89.3	94	114	21.8	24.7
3516.11	42.7	52.4	54	74	11.3	21.6
4884.01	47.1	64.1	54	74	6.9	9.9
7326.01	46.1	60.0	54	74	7.9	14.0
9768.00	42.8	53.3	54	74	11.8	20.7
12210.00	42.7	53.4	54	74	11.3	20.6
23281.70	43.0	53.9	54	74	11.0	20.1

Note:1. Emission level=Read level + Factor.  
2. Factor=Antenna factor + Cable loss.

copyright of this report is owned by Centre of Testing Service and may not be reproduced other than in full except with the written approval of the issuing Company.

#### CENTRE OF TESTING SERVICE CO., LTD.

Building F, Dachuang industrial park, No.379, Zhongshan Dadao, Guangzhou, China

Tel: +86-20-85543113 (32 lines)

Fax: +86-20-38780406

Complaint line: +86-20-85533471

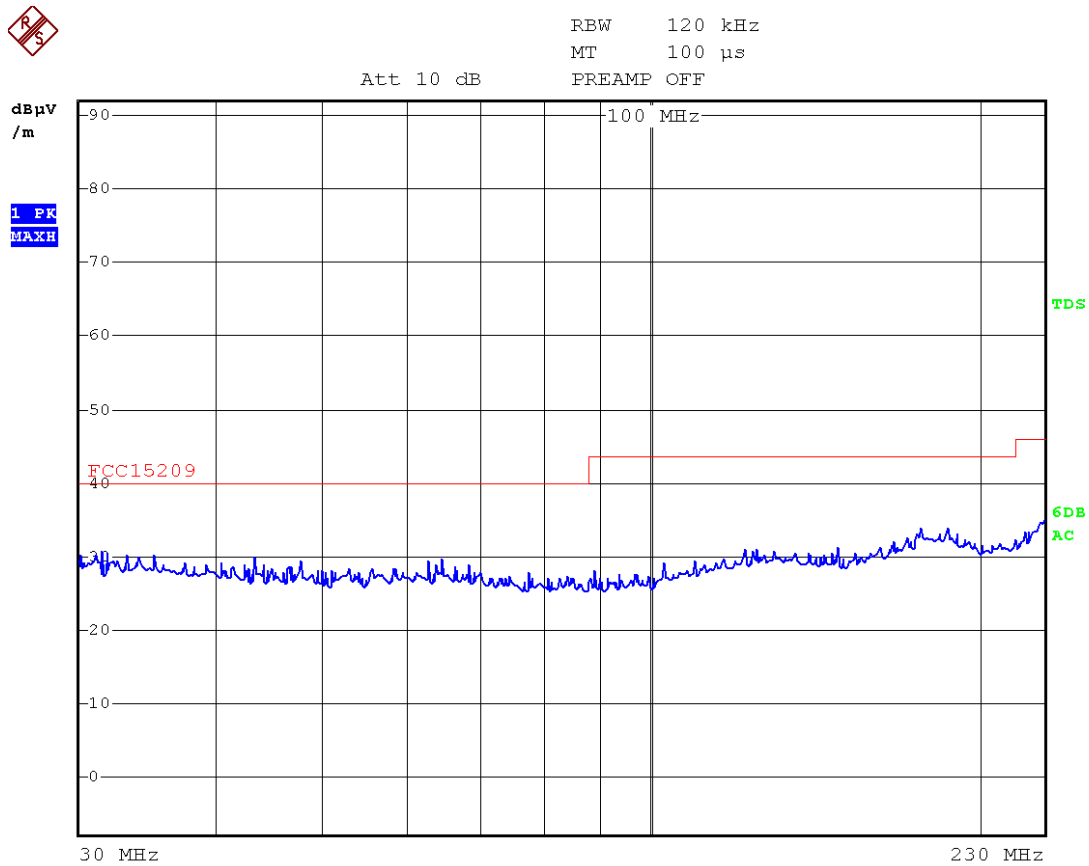
E-mail: cts@cts-lab.com.cn

See Reverse For Terms And Conditions of Service



Channel:	40 (2482.00MHz)	Result:	<input checked="" type="checkbox"/> - passed
Test point:	Horizontal		<input type="checkbox"/> - not passed
Frequency range:	30-230MHz		

EUT	QClick
Firm Name	QOMO HiteVision, LLC.
Operating Condition	DC 5V
Test Condition	Ambient Temperature: 25°C Humidity: 56%
Operator	Jackson
MODEL NO.	QRF900



Note:1. Emission level=Read level + Factor.  
2. Factor=Antenna factor + Cable loss.

copyright of this report is owned by Centre of Testing Service and may not be reproduced other than in full except with the written approval of the issuing Company.

CENTRE OF TESTING SERVICE CO., LTD.

Building F, Dachuang industrial park, No.379, Zhongshan Dadao, Guangzhou, China

Tel: +86-20-85543113 (32 lines)

Fax: +86-20-38780406

Complaint line: +86-20-85533471

E-mail: cts@cts-lab.com.cn

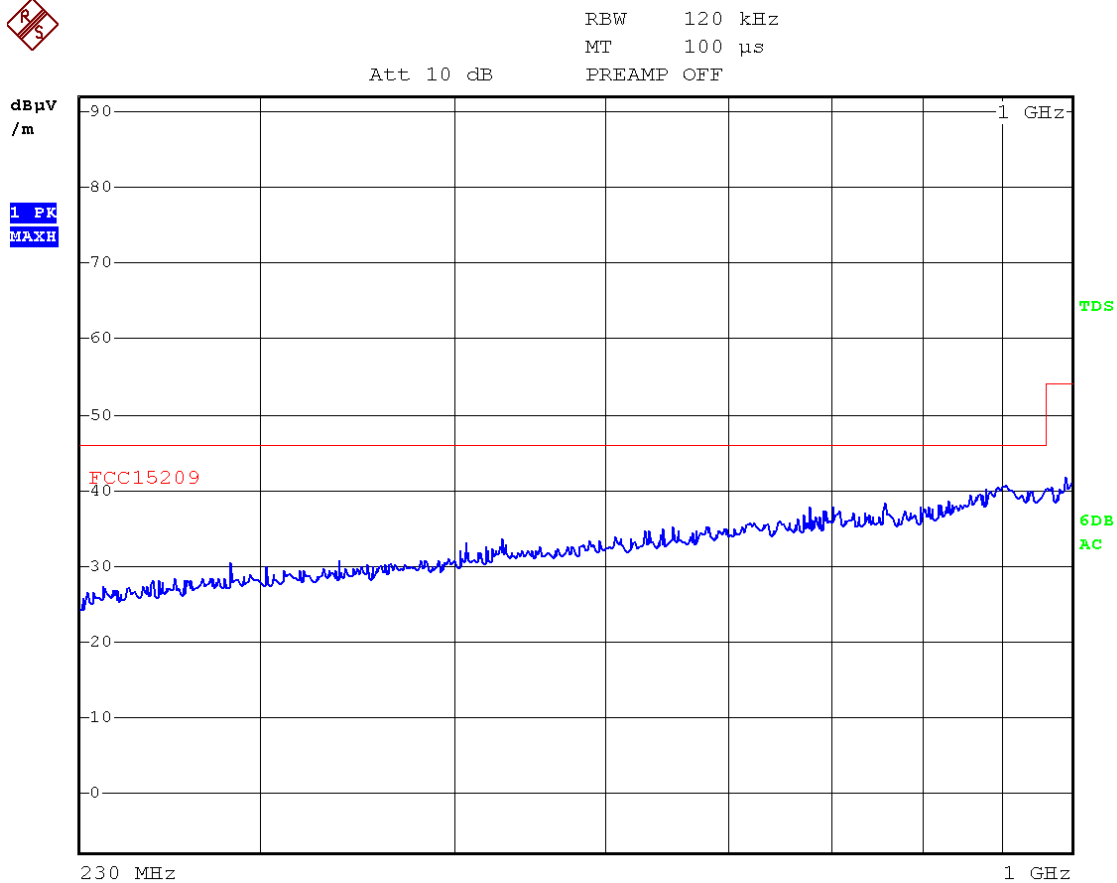
See Reverse For Terms And Conditions of Service





Channel:	40 (2482.00MHz)	Result:	<input checked="" type="checkbox"/> - passed
Test point:	Horizontal		<input type="checkbox"/> - not passed
Frequency range:	230-1000MHz		

EUT	QClick
Firm Name	QOMO HiteVision, LLC.
Operating Condition	DC 5V
Test Condition	Ambient Temperature: 25°C Humidity: 56%
Operator	Roy
MODEL NO.	QRF900



Note:1. Emission level=Read level + Factor.  
2. Factor=Antenna factor + Cable loss.

opyright of this report is owned by Centre of Testing Service and may not be reproduced other than in full except with the written approval of the issuing Company.

**CENTRE OF TESTING SERVICE CO., LTD.**

Building F, Dachuang industrial park, No.379, Zhongshan Dadao, Guangzhou, China

Tel: +86-20-85543113 (32 lines)

Fax: +86-20-38780406

Complaint line: +86-20-85533471

E-mail: cts@cts-lab.com.cn

See Reverse For Terms And Conditions of Service



Channel:	40 (2482.00MHz)	Result:	<input checked="" type="checkbox"/> - passed
Test point:	Horizontal		<input type="checkbox"/> - not passed
Frequency range:	1G-26.5GHz		

EUT	QClick
Firm Name	QOMO HiteVision, LLC.
Operating Condition	DC 5V
Test Condition	Ambient Temperature: 25°C Humidity: 56%
Operator	<b>Jackson</b>
MODEL NO.	QRF900

Frequency [MHz]	Result [dBμV]		Limit [dBμV]		Dlimit[dBμV]	
	Average	Peak	Average	Peak	Average	Peak
2482.00	72.9	89.8	94	114	21.1	24.2
3364.70	42.7	52.6	54	74	11.3	21.4
4964.00	47.4	65.2	54	74	6.6	8.8
7446.00	46.1	60.0	54	74	7.9	14.0
9928.00	42.2	53.2	54	74	11.8	20.8
12410.00	42.7	53.4	54	74	11.3	20.6
23641.10	43.0	53.8	54	74	11.0	20.2

Note:1. Emission level=Read level + Factor.  
2. Factor=Antenna factor + Cable loss.

copyright of this report is owned by Centre of Testing Service and may not be reproduced other than in full except with the written approval of the issuing Company.

#### CENTRE OF TESTING SERVICE CO., LTD.

Building F, Dachuang industrial park, No.379, Zhongshan Dadao, Guangzhou, China

Tel: +86-20-85543113 (32 lines)

Fax: +86-20-38780406

Complaint line: +86-20-85533471

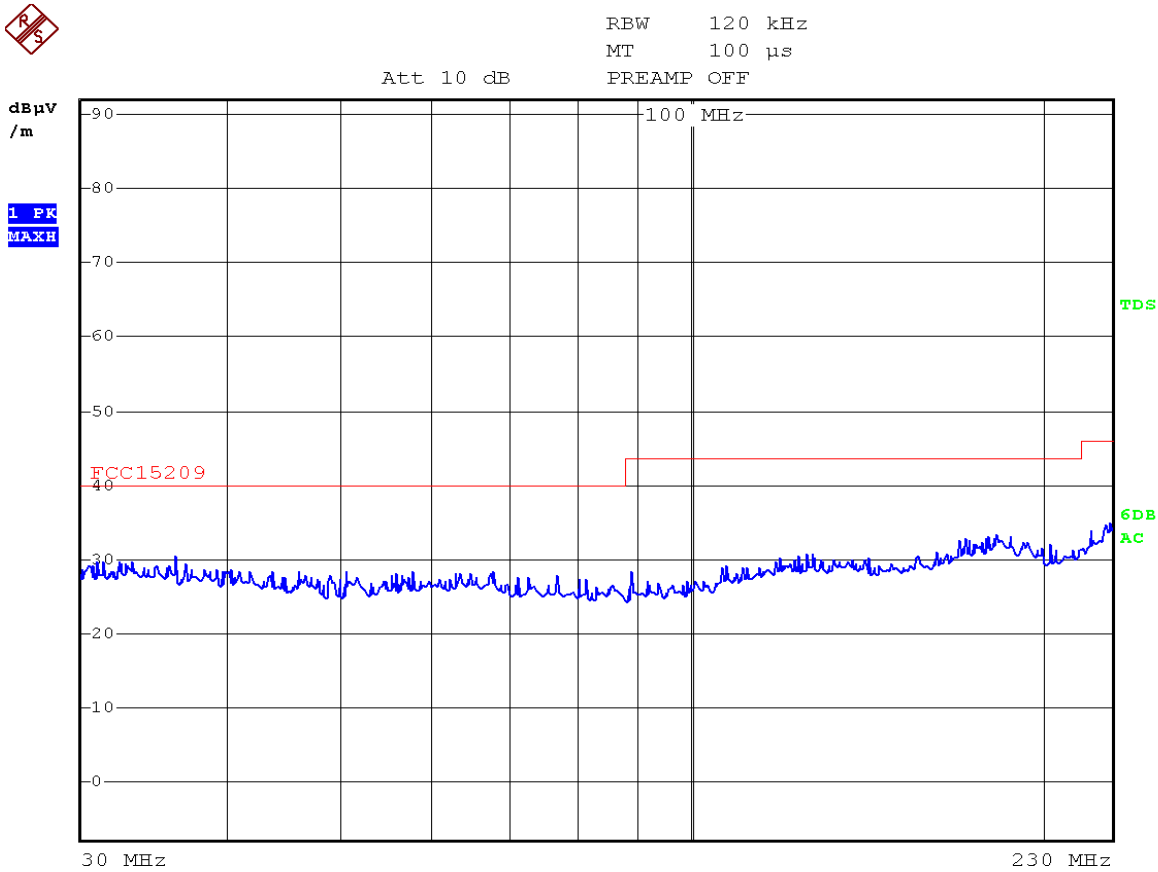
E-mail: cts@cts-lab.com.cn

See Reverse For Terms And Conditions of Service



Channel:	40 (2482.00MHz)	Result:	<input checked="" type="checkbox"/> - passed
Test point:	Vertical		<input type="checkbox"/> - not passed
Frequency range:	30-230MHz		

EUT	QClick
Firm Name	QOMO HiteVision, LLC.
Operating Condition	DC 5V
Test Condition	Ambient Temperature: 25°C Humidity: 56%
Operator	Jackson
MODEL NO.	QRF900



Note:1. Emission level=Read level + Factor.  
2. Factor=Antenna factor + Cable loss.

copyright of this report is owned by Centre of Testing Service and may not be reproduced other than in full except with the written approval of the issuing Company.

CENTRE OF TESTING SERVICE CO., LTD.

Building F, Dachuang industrial park, No.379, Zhongshan Dadao, Guangzhou, China

Tel: +86-20-85543113 (32 lines)

Fax: +86-20-38780406

Complaint line: +86-20-85533471

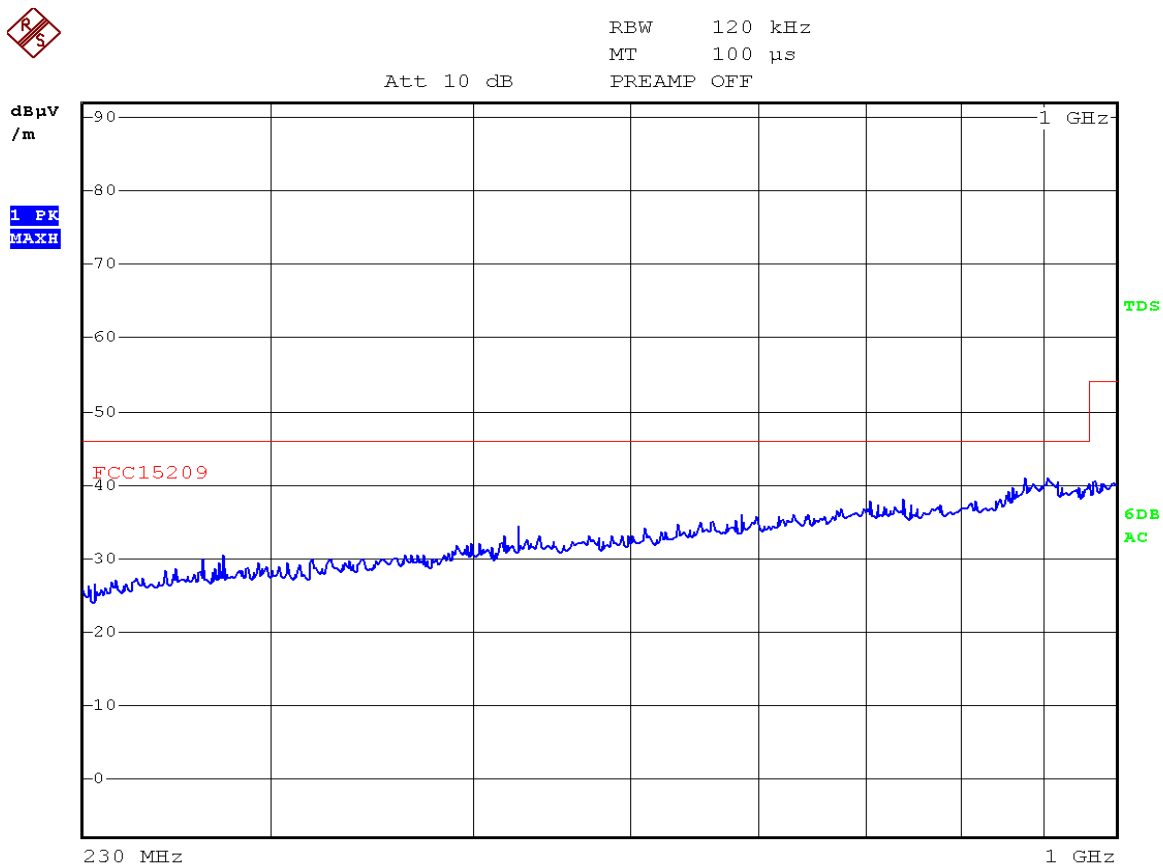
E-mail: cts@cts-lab.com.cn

See Reverse For Terms And Conditions of Service



Channel:	40 (2482.00MHz)	Result:	<input checked="" type="checkbox"/> - passed
Test point:	Vertical		<input type="checkbox"/> - not passed
Frequency range:	230-1000MHz		

EUT	QClick
Firm Name	QOMO HiteVision, LLC.
Operating Condition	DC 5V
Test Condition	Ambient Temperature: 25°C Humidity: 56%
Operator	Jackson
MODEL NO.	QRF900



Note:1. Emission level=Read level + Factor.  
2. Factor=Antenna factor + Cable loss.

copyright of this report is owned by Centre of Testing Service and may not be reproduced other than in full except with the written approval of the issuing Company.

CENTRE OF TESTING SERVICE CO., LTD.

Building F, Dachuang industrial park, No.379, Zhongshan Dadao, Guangzhou, China

Tel: +86-20-85543113 (32 lines)

Fax: +86-20-38780406

Complaint line: +86-20-85533471

E-mail: cts@cts-lab.com.cn

See Reverse For Terms And Conditions of Service



Channel:	40 (2482.00MHz)	Result:	<input checked="" type="checkbox"/> - passed
Test point:	Vertical		<input type="checkbox"/> - not passed
Frequency range:	1G-26.5GHz		

EUT	QClick
Firm Name	QOMO HiteVision, LLC.
Operating Condition	DC 5V
Test Condition	Ambient Temperature: 25°C Humidity: 56%
Operator	<b>Jackson</b>
MODEL NO.	QRF900

Frequency [MHz]	Result [dBμV]		Limit [dBμV]		Dlimit[dBμV]	
	Average	Peak	Average	Peak	Average	Peak
2482.00	70.8	88.8	94	114	23.8	25.2
3364.40	42.7	52.7	54	74	11.3	21.3
4964.00	47.1	64.5	54	74	6.9	9.5
7446.00	46.1	60.0	54	74	7.9	14.0
9928.00	42.2	53.2	54	74	11.8	20.8
12410.00	42.7	53.4	54	74	11.3	20.6
23641.50	43.0	53.7	54	74	11.0	20.3

Note:1. Emission level=Read level + Factor.  
2. Factor=Antenna factor + Cable loss.

copyright of this report is owned by Centre of Testing Service and may not be reproduced other than in full except with the written approval of the issuing Company.

#### CENTRE OF TESTING SERVICE CO., LTD.

Building F, Dachuang industrial park, No.379, Zhongshan Dadao, Guangzhou, China

Tel: +86-20-85543113 (32 lines)

Fax: +86-20-38780406

Complaint line: +86-20-85533471

E-mail: cts@cts-lab.com.cn

See Reverse For Terms And Conditions of Service



## 8 Band Edge Compliance Measurement

### 8.1. Test Equipment

Radiated disturbance (electric field)					
Item	Test Equipment	Manufacturer	Model No.	Serial No.	Last Cal.
1	EMI Test Receiver	ROHDE & SCHWARZ	ESCI	10868	2009/12
2	Log per Antenna	ROHDE & SCHWARZ	HL050	100186	2009/12
3	Signal analyzer	ROHDE & SCHWARZ	FSIQ26	100311	2009/12

### 8.2. Test Information

EUT:	QClick
M/N:	QRF900
Test Date:	07~15 December 2009
Ambient Temperature:	25°C
Relative Humidity:	56%
Test standard:	FCC PART 15C: 15.249
Test mode:	Transmitting
Test Frequency:	Channel 0 (2402.00MHz), Channel 40 (2482.00)MHz)
Test By:	Jackson

### 8.3. Test Results

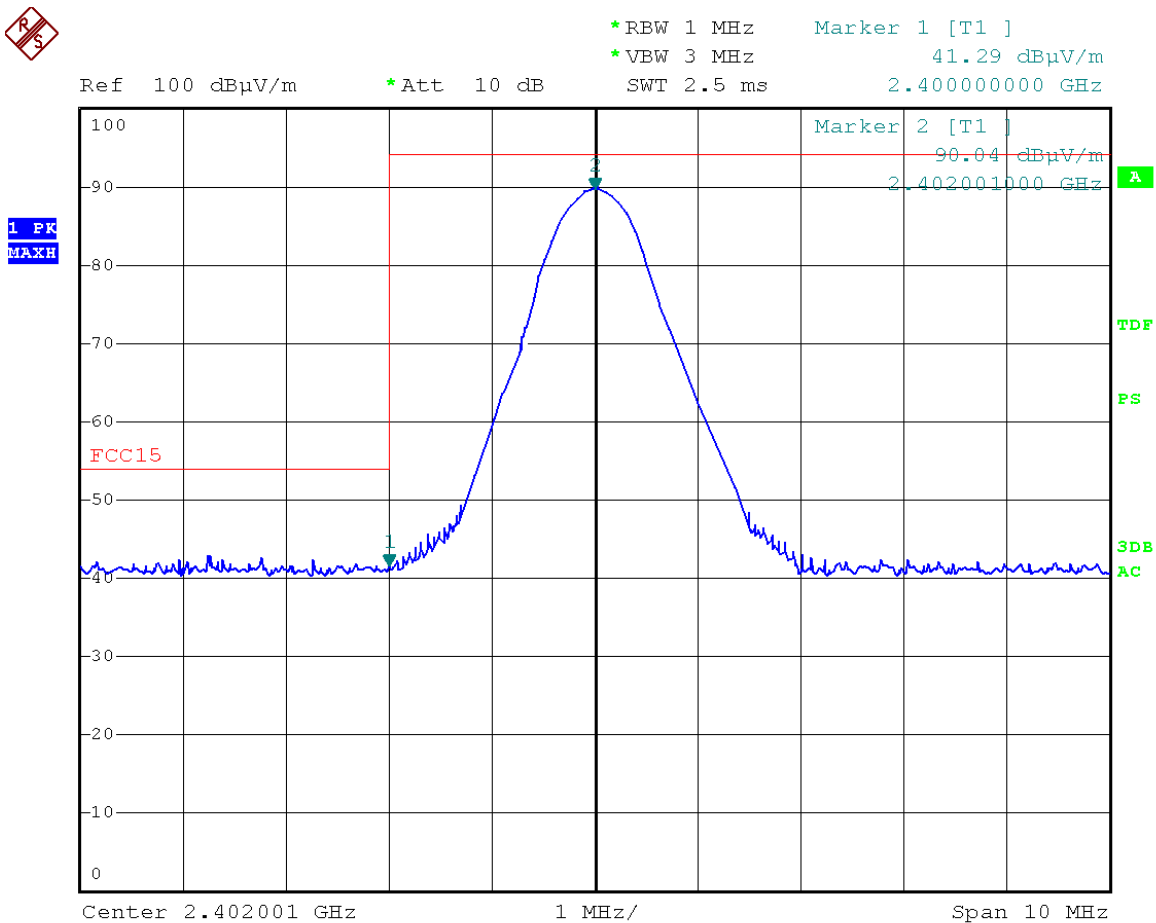
**PASSED.**

The testing data was attached in the next pages.



Channel:	0	Result:	<input checked="" type="checkbox"/> - passed
Test point:	Horizontal		<input type="checkbox"/> - not passed
Test Frequency:	2402.00MHz		

EUT	QClick
Firm Name	QOMO HiteVision, LLC.
Operating Condition	DC 5V
Test Condition	Ambient Temperature: 25°C Humidity: 56%
Operator	Jackson
MODEL NO.	QRF900



Note:1. Emission level=Read level + Factor.  
2. Factor=Antenna factor + Cable loss.

copyright of this report is owned by Centre of Testing Service and may not be reproduced other than in full except with the written approval of the issuing Company.

CENTRE OF TESTING SERVICE CO., LTD.

Building F, Dachuang industrial park, No.379, Zhongshan Dadao, Guangzhou, China

Tel: +86-20-85543113 (32 lines)

Fax: +86-20-38780406

Complaint line: +86-20-85533471

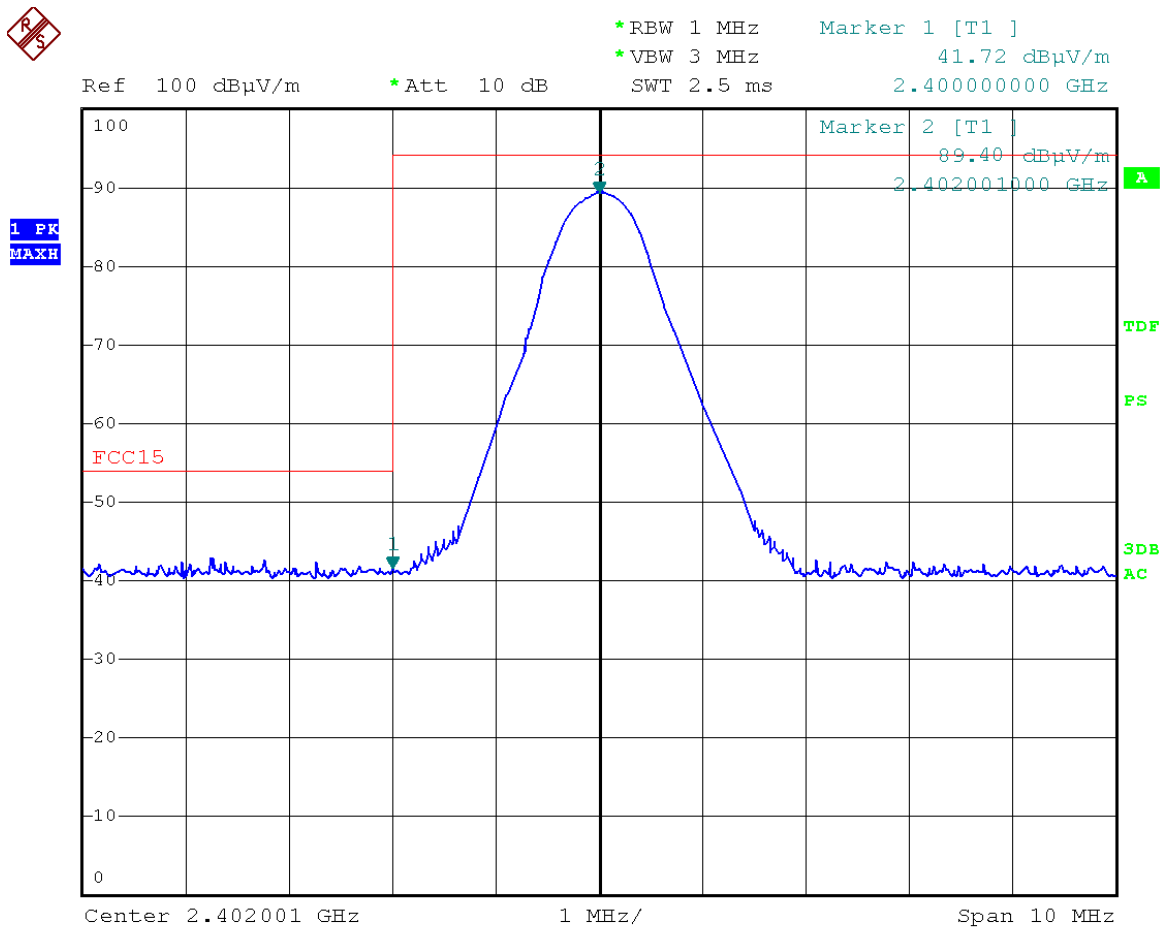
E-mail: cts@cts-lab.com.cn

See Reverse For Terms And Conditions of Service



Channel:	0	Result:	<input checked="" type="checkbox"/> - passed
Test point:	Vertical		<input type="checkbox"/> - not passed
Test Frequency:	2402.00MHz		

EUT	QClick
Firm Name	QOMO HiteVision, LLC.
Operating Condition	DC 5V
Test Condition	Ambient Temperature: 25°C Humidity: 56%
Operator	Jackson
MODEL NO.	QRF900



Note:1. Emission level=Read level + Factor.  
2. Factor=Antenna factor + Cable loss.

copyright of this report is owned by Centre of Testing Service and may not be reproduced other than in full except with the written approval of the issuing Company.

**CENTRE OF TESTING SERVICE CO., LTD.**

Building F, Dachuang industrial park, No.379, Zhongshan Dadao, Guangzhou, China

Tel: +86-20-85543113 (32 lines)

Fax: +86-20-38780406

Complaint line: +86-20-85533471

E-mail: cts@cts-lab.com.cn

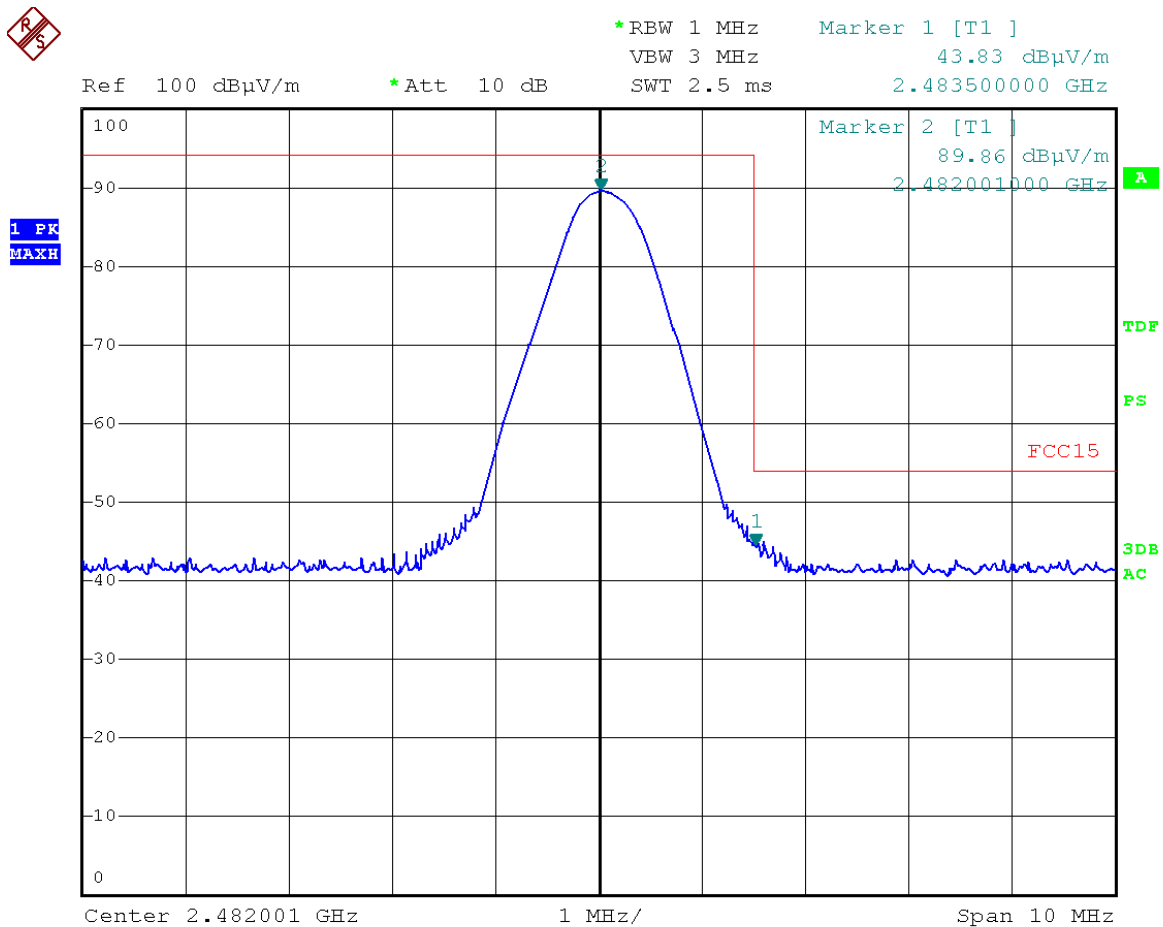
See Reverse For Terms And Conditions of Service





Channel:	40	Result:	<input checked="" type="checkbox"/> - passed
Test point:	Horizontal		<input type="checkbox"/> - not passed
Test Frequency:	2482.00MHz		

EUT	QClick
Firm Name	QOMO HiteVision, LLC.
Operating Condition	DC 5V
Test Condition	Ambient Temperature: 25°C Humidity: 56%
Operator	Jackson
MODEL NO.	QRF900



Note:1. Emission level=Read level + Factor.  
2. Factor=Antenna factor + Cable loss.

copyright of this report is owned by Centre of Testing Service and may not be reproduced other than in full except with the written approval of the issuing Company.

**CENTRE OF TESTING SERVICE CO., LTD.**

Building F, Dachuang industrial park, No.379, Zhongshan Dadao, Guangzhou, China

Tel: +86-20-85543113 (32 lines)

Fax: +86-20-38780406

Complaint line: +86-20-85533471

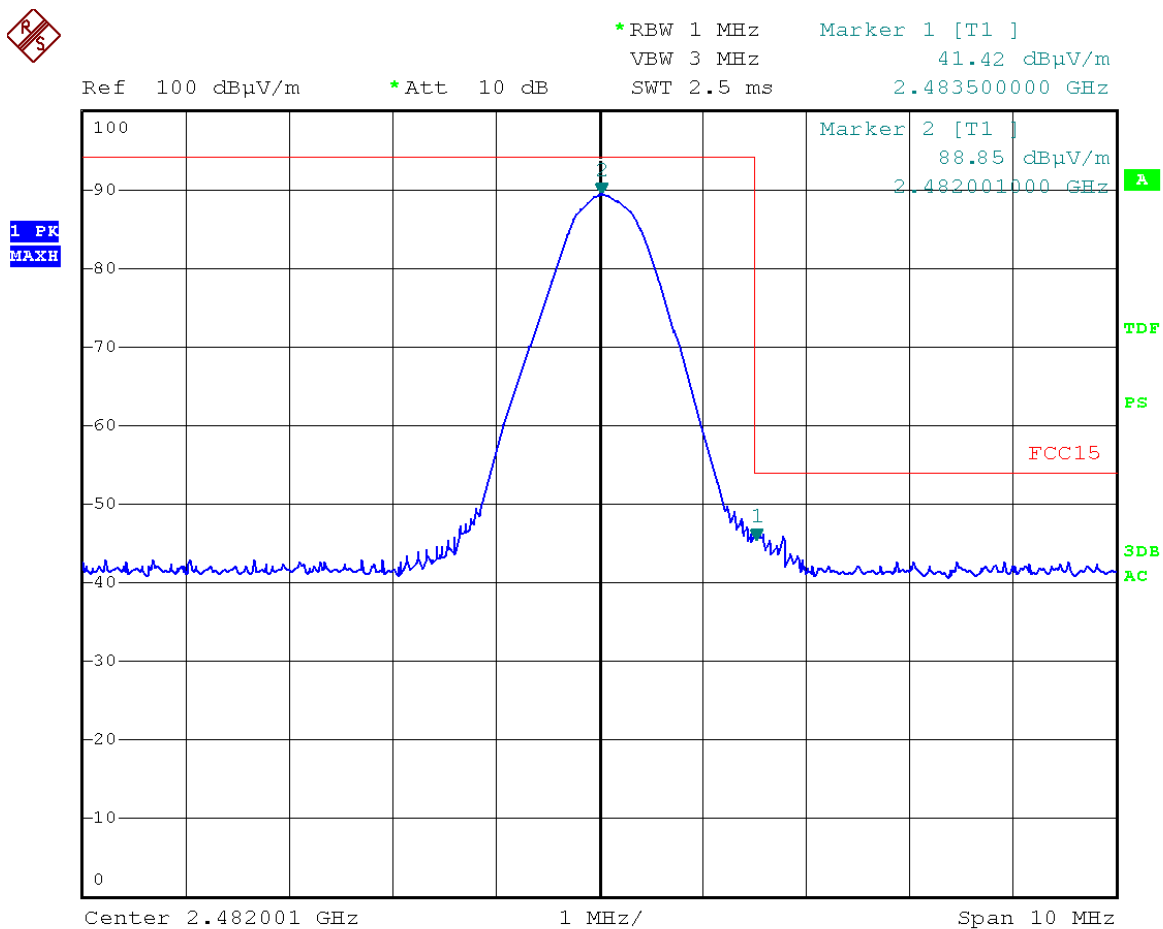
E-mail: cts@cts-lab.com.cn

See Reverse For Terms And Conditions of Service



Channel:	40	Result:	<input checked="" type="checkbox"/> - passed
Test point:	Vertical		<input type="checkbox"/> - not passed
Test Frequency:	2482.00MHz		

EUT	QClick
Firm Name	QOMO HiteVision, LLC.
Operating Condition	DC 5V
Test Condition	Ambient Temperature: 25°C Humidity: 56%
Operator	Jackson
MODEL NO.	QRF900



Note:1. Emission level=Read level + Factor.  
2. Factor=Antenna factor + Cable loss.

copyright of this report is owned by Centre of Testing Service and may not be reproduced other than in full except with the written approval of the issuing Company.

CENTRE OF TESTING SERVICE CO., LTD.

Building F, Dachuang industrial park, No.379, Zhongshan Dadao, Guangzhou, China

Tel: +86-20-85543113 (32 lines)

Fax: +86-20-38780406

Complaint line: +86-20-85533471

E-mail: cts@cts-lab.com.cn

See Reverse For Terms And Conditions of Service



## 9 Deviation to test specifications

[ NONE ]

copyright of this report is owned by Centre of Testing Service and may not be reproduced other than in full except with the written approval of the issuing Company.

### **CENTRE OF TESTING SERVICE CO., LTD.**

Building F, Dachuang industrial park, No.379, Zhongshan Dadao, Guangzhou, China

Tel: +86-20-85543113 (32 lines)

Fax: +86-20-38780406

Complaint line: +86-20-85533471

E-mail: cts@cts-lab.com.cn

See Reverse For Terms And Conditions of Service