



**CENTRE OF TESTING SERVICE  
INTERNATIONAL**

**OPERATE ACCORDING TO ISO/IEC 17025**

# **FCC ID TEST REPORT**

**TEST REPORT NUMBER : CGZ3091204-03587-O(3)**



**CENTRE OF TESTING SERVICE CO., LTD.**

Building F, Dachuang industrial park, No.379, Zhongshan Dadao,  
Guangzhou, China.



<b>TEST REPORT For FCC ID</b>	
<b>47 CFR PART 15 OCT, 2009</b>	
<b>Report Reference No.</b> .....	CGZ3091204-03587-O(3)
<b>Date of issue</b> .....	15 December 2009
<b>Testing Laboratory Name</b> .....	<b>CETRE OF TESTING SERVICE CO., LTD</b>
<b>Address</b> .....	Building F, Dachuang industrial park, No.379, Zhongshan Dadao, Guangzhou, China.
<b>Testing location/ procedure</b> .....	Full application of Harmonised standards <input checked="" type="checkbox"/> Partial application of Harmonised standards <input type="checkbox"/> Other standard testing method <input type="checkbox"/>
<b>Applicant's name</b> .....	QOMO HiteVision, LLC.
<b>Address</b> .....	28265 Beck Road, Suite C1, Wixom, MI 48393, USA
<b>Test specification</b> .....	
<b>Standard</b> .....	<b>47 CFR PART 15 OCT, 2009</b>
<b>Test Report Form No.</b> .....	CTSEMC-1.0
<b>TRF Originator</b> .....	CENTRE OF TESTING SERVICE CO., LTD
<b>Master TRF</b> .....	Dated 2009-01
<b>CENTRE OF TESTING SERVICE CO., LTD. All rights reserved.</b>	
This publication may be reproduced in whole or in part for non-commercial purposes as long as the CENTRE OF TESTING SERVICE CO., LTD is acknowledged as copyright owner and source of the material. CENTRE OF TESTING SERVICE CO., LTD takes no responsibility for and will not assume liability for damages resulting from the reader's interpretation of the reproduced material due to its placement and context.	
<b>Test item description</b> .....	QClick
<b>Trade Mark</b> .....	QOMO
<b>Manufacturer</b> .....	QOMO HiteVision, LLC.
<b>Model/Type reference</b> .....	QRF900, QRF9XX , QRF90X-S
<b>Ratings</b> .....	BATTERY 1.5V*2
<b>Operating Frequency</b> .....	2402.00~2482.00 MHz ISM Band
<b>Result</b> .....	<b>Positive</b>

Compiled by:

QuTY Liu / File administrators

Supervised by:

Jackson Zhang / Technique principal

Approved by:

Kevin Liang / Manager

opyright of this report is owned by Centre of Testing Service and may not be reproduced other than in full except with the written approval of the issuing Company.

**CENTRE OF TESTING SERVICE CO., LTD.**

Building F, Dachuang industrial park, No.379, Zhongshan Dadao, Guangzhou, China

Tel: +86-20-85543113 (32 lines)

Fax: +86-20-38780406

Complaint line: +86-20-85533471

E-mail: cts@cts-lab.com.cn

See Reverse For Terms And Conditions of Service



## FCC ID -- TEST REPORT

<b>Test Report No. :</b> <b>CGZ3091204-03587-O(3)</b>	<u>15 December 2009</u> Date of issue
---	--

Type / Model.....	QRF900, QRF9XX, QRF90X-S
EUT.....	QClick
<b>Applicant.....</b>	QOMO HiteVision, LLC.
Address.....	28265 Beck Road, Suite C1, Wixom, MI 48393, USA
Telephone.....	+1-866-990-7666
Fax.....	+1-248-281-1999
Contact.....	Weihua Li
<b>Manufacturer.....</b>	QOMO HiteVision, LLC.
Address.....	28265 Beck Road, Suite C1, Wixom, MI 48393, USA
Telephone.....	+1-866-990-7666
Fax.....	+1-248-281-1999
Contact.....	Weihua Li
<b>Test report holder.....</b>	QOMO HiteVision, LLC.
Address.....	28265 Beck Road, Suite C1, Wixom, MI 48393, USA
Telephone.....	+1-866-990-7666
Fax.....	+1-248-281-1999
Contact.....	Weihua Li

<b>Test Result</b> according to the standards on page 3: <b>Positive</b>
--

The test report merely corresponds to the test sample.  
It is not permitted to copy extracts of these test result without the written permission of the test laboratory.

Copyright of this report is owned by Centre of Testing Service and may not be reproduced other than in full except with the written approval of the issuing Company.



## TABLE OF CONTENTS

Description	Page
<b>1 TEST STANDARDS.....</b>	<b>4</b>
<b>2 SUMMARY .....</b>	<b>4</b>
<b>2.1 GENERAL REMARKS.....</b>	<b>4</b>
<b>2.2 FINAL ASSESSMENT .....</b>	<b>4</b>
<b>3 EQUIPMENT UNDER TEST.....</b>	<b>4</b>
<b>3.1 POWER SUPPLY SYSTEM UTILISED .....</b>	<b>4</b>
<b>3.2 SHORT DESCRIPTION OF THE EQUIPMENT UNDER TEST (EUT) .....</b>	<b>4</b>
<b>3.3 EUT OPERATION MODE.....</b>	<b>4</b>
<b>3.4 EUT CONFIGURATION .....</b>	<b>5</b>
<b>4 TEST ENVIRONMENT .....</b>	<b>6</b>
<b>4.1 ADDRESS OF THE TEST LABORATORY .....</b>	<b>6</b>
<b>4.2 TEST FACILITY .....</b>	<b>6</b>
<b>4.3 ENVIRONMENTAL CONDITIONS .....</b>	<b>6</b>
<b>4.4 DEFINITIONS OF SYMBOLS USED IN THIS TEST REPORT .....</b>	<b>6</b>
<b>4.5 STATEMENT OF THE MEASUREMENT UNCERTAINTY .....</b>	<b>6</b>
<b>4.6 MEASUREMENT UNCERTAINTY.....</b>	<b>7</b>
<b>5 SUMMARY OF STANDARDS AND RESULTS .....</b>	<b>7</b>
<b>5.1.DESCRPTION OF STANDARDS AND RESULTS .....</b>	<b>7</b>
<b>6 POWER LINE CONDUCTED EMISSION TEST.....</b>	<b>8</b>
<b>7 RADIATED DISTURBANCE (ELECTRIC FIELD).....</b>	<b>9</b>
<b>7.1.TEST EQUIPMENT.....</b>	<b>9</b>
<b>7.2.BLOCK DIAGRAM OF TEST SETUP .....</b>	<b>9</b>
<b>7.3.RADIATED EMISSION LIMIT STANDARD: FCC 15.249.....</b>	<b>10</b>
<b>7.4.EUT CONFIGURATION ON TEST.....</b>	<b>10</b>
<b>7.5.OPERATING CONDITION OF EUT.....</b>	<b>10</b>
<b>7.6.TEST PROCEDURE .....</b>	<b>11</b>
<b>7.7.RADIATED EMISSION TEST RESULTS .....</b>	<b>11</b>
<b>8 BAND EDGE COMPLIANCE MEASUREMENT .....</b>	<b>30</b>
<b>8.1.TEST EQUIPMENT.....</b>	<b>30</b>
<b>8.2.TEST INFORMATION.....</b>	<b>30</b>
<b>8.3.TEST RESULTS .....</b>	<b>30</b>
<b>9 DEVIATION TO TEST SPECIFICATIONS.....</b>	<b>35</b>

opyright of this report is owned by Centre of Testing Service and may not be reproduced other than in full except with the written approval of the issuing Company.

**CENTRE OF TESTING SERVICE CO., LTD.**

Building F, Dachuang industrial park, No.379, Zhongshan Dadao, Guangzhou, China

Tel: +86-20-85543113 (32 lines)

Fax: +86-20-38780406

Complaint line: +86-20-85533471

E-mail: cts@cts-lab.com.cn

See Reverse For Terms And Conditions of Service



## 1 TEST STANDARDS

The tests were performed according to following standards:

- 47 CFR PART 15 OCT, 2009
- ANSI C63.4-2003

## 2 SUMMARY

### 2.1 GENERAL REMARKS

Date of receipt of test sample	04 December 2009
Testing commenced on	07 December 2009
Testing concluded on	15 December 2009

### 2.2 FINAL ASSESSMENT

The FCC requirements pertaining to the technical standards and tested operation modes are

- - fulfilled.
- **not** fulfilled.

The equipment under test

- - fulfils the FCC requirements cited on page 3.
- **does not** fulfil the FCC requirements cited on page 3.

## 3 EQUIPMENT UNDER TEST

### 3.1 Power supply system utilised

Power supply voltage : ■ BATTERY 1.5V\*2

### 3.2 Short description of the Equipment under Test (EUT)

Number of tested samples: 1  
Serial number: Prototype

### 3.3 EUT operation mode

The equipment under test was operated during the measurement under the following conditions:

- Standby
- - Test program (customer specific)

Operation mode 1: Channel 0 (2402.00MHz), Channel 20(2442.00MHz), Channel 40 (2482.00MHz)

Note: X Position of EUT is the worst case, so, only these test results be recorded in the test report.

Copyright of this report is owned by Centre of Testing Service and may not be reproduced other than in full except with the written approval of the issuing Company.

#### CENTRE OF TESTING SERVICE CO., LTD.

Building F, Dachuang industrial park, No.379, Zhongshan Dadao, Guangzhou, China

Tel: +86-20-85543113 (32 lines)

Fax: +86-20-38780406

Complaint line: +86-20-85533471

E-mail: cts@cts-lab.com.cn

See Reverse For Terms And Conditions of Service



### 3.4 EUT configuration

#### 3.4.1. Description of configuration (EUT)

##### 3.4.1.1. EUT Information

Description	:	QClick
Model Number	:	QRF900
Operation frequency	:	2402.00~2482.00 MHz ISM Band
Radio Technology	:	MSK
Modulation Technology	:	MSK modulation
Antenna	:	Integral antenna, met requirement of FCC 15.203
Antenna Assembly Gain	:	0dBi (maximum)

#### Differences among these models

Product Name	Model Number	Enclose	Color	PCB Layout	Structure	Figure	Button	Component
QClick	QRF900	as sample	as sample	as sample	as sample	as sample	as sample	as sample
QClick	QRF9XX	same as the sample	same as the sample	same as the sample	same as the sample	same as the sample	same as the sample	same as the sample
QClick	QRF90X-S	same as the sample	same as the sample	same as the sample	same as the sample	same as the sample	same as the sample	same as the sample

#### 3.4.2. Tested Supporting System Details

##### 3.4.2.1. Not requirement

copyright of this report is owned by Centre of Testing Service and may not be reproduced other than in full except with the written approval of the issuing Company.

**CENTRE OF TESTING SERVICE CO., LTD.**

Building F, Dachuang industrial park, No.379, Zhongshan Dadao, Guangzhou, China

Tel: +86-20-85543113 (32 lines)

Fax: +86-20-38780406

Complaint line: +86-20-85533471

E-mail: cts@cts-lab.com.cn

See Reverse For Terms And Conditions of Service



## 4 TEST ENVIRONMENT

### 4.1 Address of the test laboratory

Building F, Dachuang industrial park, No.379, Zhongshan Dadao, Guangzhou, China

Tel: +86-20-85543113 (32 lines)

Fax: +86-20-38780406

### 4.2 Test facility

The test facility is recognized, certified, or accredited by the following organizations:

#### **CNAS-Lab Code: L3394**

CENTRE OF TESTING SERVICE CO., LTD has been assessed and proved to be in compliance with CNAS-CL01: 2006 Accreditation Criteria for Testing and Calibration Laboratories (identical to ISO/IEC 17025: 2005 General Requirements) for the Competence of Testing and Calibration Laboratories.

#### **IC-Registration No.: 8374**

The 3m Alternate Test Site of CENTRE OF TESTING SERVICE CO., LTD has been registered by Certification and Engineering Bureau of Industry Canada for the performance of radiated measurements with Registration No. 8374 on June 24, 2009 .

#### **FCC-Registration No.: 971995**

CENTRE OF TESTING SERVICE CO., LTD, EMC Laboratory has been registered and fully described in a report filed with the FCC (Federal Communications Commission). The acceptance letter from the FCC is maintained in our files. Registration No.791995, July 21, 2009.

### 4.3 Environmental conditions

During the measurement the environmental conditions were within the listed ranges:

Temperature:	15~35 °C
Humidity:	25~75 %
Atmospheric pressure:	86~106 kPa

### 4.4 Definitions of symbols used in this test report

- - The black square indicates that the listed condition, standard or equipment is applicable for this report.
- - The empty square indicates that the listed condition, standard or equipment is **not** applicable for this report.

### 4.5 Statement of the measurement uncertainty

The data and results referenced in this document are true and accurate. The reader is cautioned that there may be errors within the calibration limits of the equipment and facilities. The measurement uncertainty was calculated for all measurements listed in this test report acc. to CISPR 16 - 4 "Specification for radio disturbance and immunity measuring apparatus and methods – Part 4: Uncertainty in EMC Measurements" and is documented in the CTS quality system acc. to DIN EN ISO/IEC 17025. Furthermore, component and process variability of devices similar to that tested may result in additional deviation. The manufacturer has the sole responsibility of continued compliance of the device.

Copyright of this report is owned by Centre of Testing Service and may not be reproduced other than in full except with the written approval of the issuing Company.

#### **CENTRE OF TESTING SERVICE CO., LTD.**

Building F, Dachuang industrial park, No.379, Zhongshan Dadao, Guangzhou, China

Tel: +86-20-85543113 (32 lines)

Fax: +86-20-38780406

Complaint line: +86-20-85533471

E-mail: cts@cts-lab.com.cn

See Reverse For Terms And Conditions of Service



**4.6 Measurement Uncertainty**

Test Item	Frequency Range	Uncertainty	Note
Conduction disturbance	150kHz~30MHz	±1.22dB	(1)
Power disturbance	30MHz~300MHz	±1.38dB	(1)
Radiation emission (3m)	30MHz~300MHz	±3.14dB	(1)
	300MHz~1000MHz	±3.18dB	(1)

(1).This uncertainty represents an expanded uncertainty expressed at approximately the 95% confidence level using a coverage factor of k=2.

**5 Summary of standards and results**

**5.1.Description of Standards and Results**

The EUT have been tested according to the applicable standards as referenced below.

EMISSION		
Description of Test Item	Standard	Results
Conducted Disturbance Emission Test	FCC Part 15 C: 15.207 ANSI C63.4-2003	N/A
Radiated Emission Test	FCC Part 15 C: 15.249 ANSI C63.4-2003	PASS
Band Edge Compliance Test	FCC Part 15 C: 15.249 ANSI C63.4-2003	PASS

N/A is an abbreviation for Not Applicable.

copyright of this report is owned by Centre of Testing Service and may not be reproduced other than in full except with the written approval of the issuing Company.

**CENTRE OF TESTING SERVICE CO., LTD.**

Building F, Dachuang industrial park, No.379, Zhongshan Dadao, Guangzhou, China

Tel: +86-20-85543113 (32 lines)

Fax: +86-20-38780406

Complaint line: +86-20-85533471

E-mail: cts@cts-lab.com.cn

See Reverse For Terms And Conditions of Service





## 6 Power line conducted Emission Test

(According to Paragraph (f) of FCC Part 15 section 15.207, Tests to demonstrate compliance with the conducted limits are not required for devices which only employ battery power for operation and which do not operate from the AC power lines or contain provisions for operation while connected to the AC power lines.)

copyright of this report is owned by Centre of Testing Service and may not be reproduced other than in full except with the written approval of the issuing Company.

**CENTRE OF TESTING SERVICE CO., LTD.**

Building F, Dachuang industrial park, No.379, Zhongshan Dadao, Guangzhou, China

Tel: +86-20-85543113 (32 lines)

Fax: +86-20-38780406

Complaint line: +86-20-85533471

E-mail: cts@cts-lab.com.cn

See Reverse For Terms And Conditions of Service



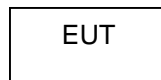
## 7 Radiated disturbance (electric field)

### 7.1. Test Equipment

Radiated disturbance (electric field)					
Item	Test Equipment	Manufacturer	Model No.	Serial No.	Last Cal.
1	EMI Test Receiver	ROHDE & SCHWARZ	ESCI	100868	2008/12
2	Biconical Antenna	ROHDE & SCHWARZ	HK116	100221	2008/12
3	Log per Antenna	ROHDE & SCHWARZ	HL223	100226	2008/12
4	Log per Antenna	ROHDE & SCHWARZ	HL050	100186	2008/12
5	Signal analyzer	ROHDE & SCHWARZ	FSIQ26	100311	2008/12

### 7.2. Block Diagram of Test Setup

#### 7.2.1 Block Diagram of connection between EUT and simulators



**(EUT: Qclick)**

Copyright of this report is owned by Centre of Testing Service and may not be reproduced other than in full except with the written approval of the issuing Company.

**CENTRE OF TESTING SERVICE CO., LTD.**

Building F, Dachuang industrial park, No.379, Zhongshan Dadao, Guangzhou, China

Tel: +86-20-85543113 (32 lines)

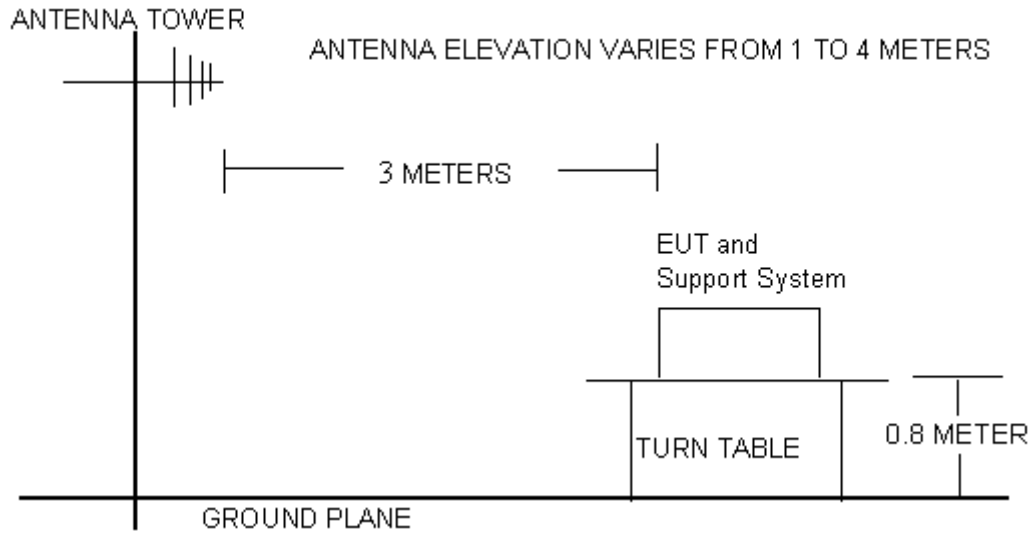
Fax: +86-20-38780406

Complaint line: +86-20-85533471

E-mail: cts@cts-lab.com.cn

See Reverse For Terms And Conditions of Service

**7.2.2 Anechoic Chamber Setup Diagram**



**7.3. Radiated Emission Limit Standard: FCC 15.249**

FREQUENCY MHz	DISTANCE Meters	FIELD STRENGTHS LIMIT	
		$\mu\text{V}/\text{m}$	$\text{dB}(\mu\text{V})/\text{m}$
30 ~ 88	3	100	40.0
88 ~ 216	3	150	43.5
216 ~ 960	3	200	46.0
960 ~ 1000	3	500	54.0
Local Oscillator:	3	114.0 $\text{dB}(\mu\text{V})/\text{m}$ (Peak) 94.0 $\text{dB}(\mu\text{V})/\text{m}$ (Average)	
Above 1000	3	Other: 74.0 $\text{dB}(\mu\text{V})/\text{m}$ (Peak) 54.0 $\text{dB}(\mu\text{V})/\text{m}$ (Average)	

Remark: (1) Emission level  $\text{dB}\mu\text{V} = 20 \log$  Emission level  $\mu\text{V}/\text{m}$   
 (2) The smaller limit shall apply at the cross point between two frequency bands.  
 (3) Distance is the distance in meters between the measuring instrument, antenna and the closest point of any part of the device or system.

**7.4. EUT Configuration on Test**

The following equipment are installed on Radiated Emission Test to meet the commission requirements and operating regulations in a manner which tends to maximize its emission characteristics in normal application.

**7.5. Operating Condition of EUT**

7.5.1. Setup the EUT and simulator as shown as Section 7.2.

7.5.2. Turn on the power of all equipment.

7.5.3. Let the EUT work in test mode (TX) and measurement it.

copyright of this report is owned by Centre of Testing Service and may not be reproduced other than in full except with the written approval of the issuing Company.



## 7.6. Test Procedure

The EUT and its simulators are placed on a turn table, which is 0.8 meter high above ground. The turn table can rotate 360 degrees to determine the position of the maximum emission level. The EUT is set 3 meters away from the receiving antenna, which is mounted on an antenna tower. The antenna can be moved up and down between 1 meter and 4 meters to find out the maximum emission level. Broadband antenna (calibrated bilog antenna) is used as receiving antenna. Both horizontal and vertical polarization of the antenna is set on Test. In order to find the maximum emission levels, all of the interface cables must be manipulated according to ANSI C63.4-2003 on radiated emission Test.

The frequency range from 30MHz to 1000MHz and above 1GHz. is investigated. Please see the following pages.

All measurements for radiated emissions within the restricted bands were performed using a Quasi-Peak detector with 120kHz RBW below 1GHz and a Peak and Average detector with 1MHz RBW above 1GHz,

All measurements for radiated emissions within the restricted bands were performed using a Quasi-Peak detector with 300kHz VBW below 1GHz and a Peak detector with 1MHz VBW above 1GHz, A average detector with 10Hz VBW above 1GHz

Radiated emission test for 18-26.5GHz is measured with peak detector, the RBW is 1MHz and VBW is 3MHz. The measure result complied average limit. So it also complied peak limit.

Pretest x, y, z position of EUT, final, select the worst case x position test and record the test results in the report.

The test modes (TX Mode) is tested in Anechoic Chamber and all the scanning waveforms are reported on section 7.7

## 7.7. Radiated Emission Test Results

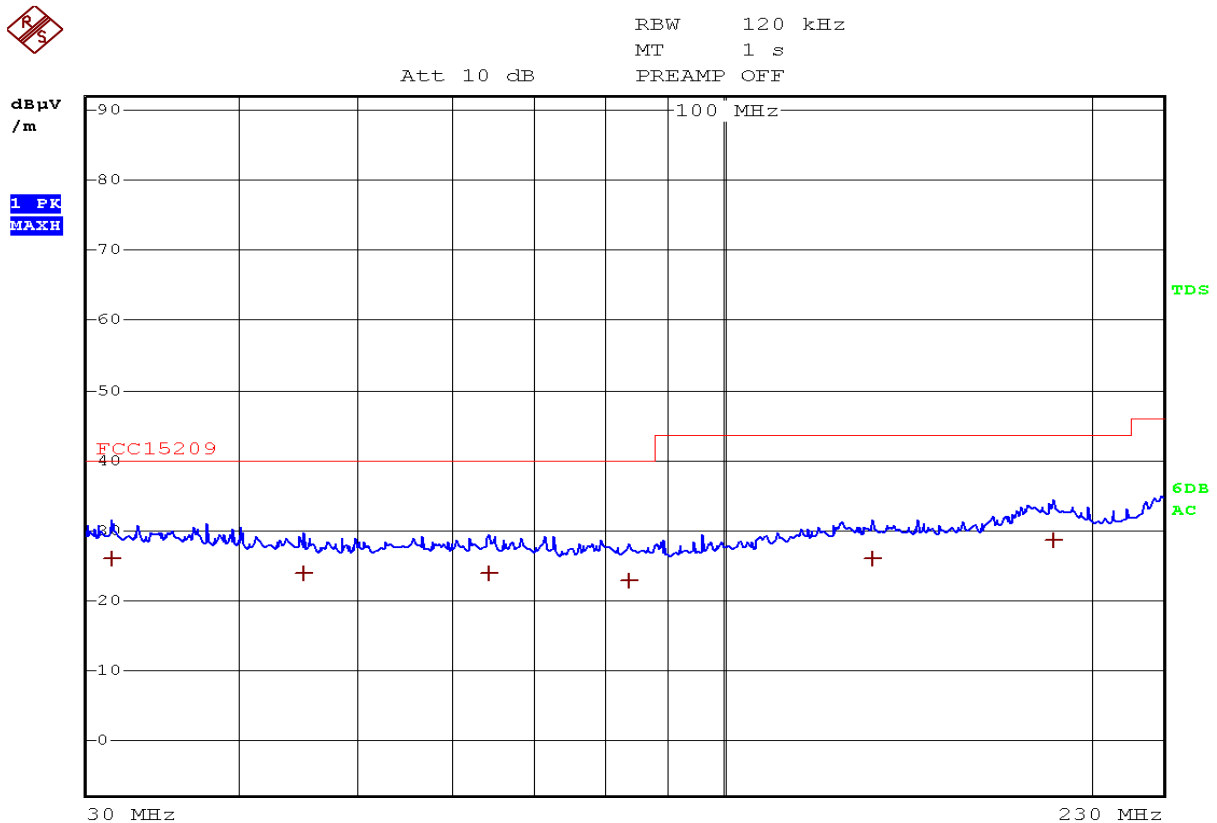
### **PASSED**

The frequency range from 30MHz to 230MHz, 230MHz to 1000MHz and above 1GHz. is investigated. Please see the following pages.



Channel:	0 (2402.00MHz)	Result:	<input checked="" type="checkbox"/> - passed
Test point:	Horizontal		<input type="checkbox"/> - not passed
Frequency range:	30-230MHz		

EUT	QClick
Firm Name	QOMO HiteVision, LLC.
Operating Condition	BATTERY 1.5V*2
Test Condition	Ambient Temperature: 25°C Humidity: 56%
Operator	Roy
MODEL NO.	QRF900



TRACE	FREQUENCY	LEVEL dBµV/m	DELTA LIMIT dB
Quasi Peak	31.52 MHz	25.96	-14.03
Quasi Peak	45.2 MHz	24.01	-15.98
Quasi Peak	64.28 MHz	24.00	-15.99
Quasi Peak	83.6 MHz	22.95	-17.04
Quasi Peak	132.88 MHz	25.86	-17.63
Quasi Peak	186.92 MHz	28.59	-14.90

Note:1. Emission level=Read level + Factor.  
 2. Factor=Antenna factor + Cable loss.

Copyright of this report is owned by Centre of Testing Service and may not be reproduced other than in full except with the written approval of the issuing Company.

**CENTRE OF TESTING SERVICE CO., LTD.**

Building F, Dachuang industrial park, No.379, Zhongshan Dadao, Guangzhou, China

Tel: +86-20-85543113 (32 lines)

Fax: +86-20-38780406

Complaint line: +86-20-85533471

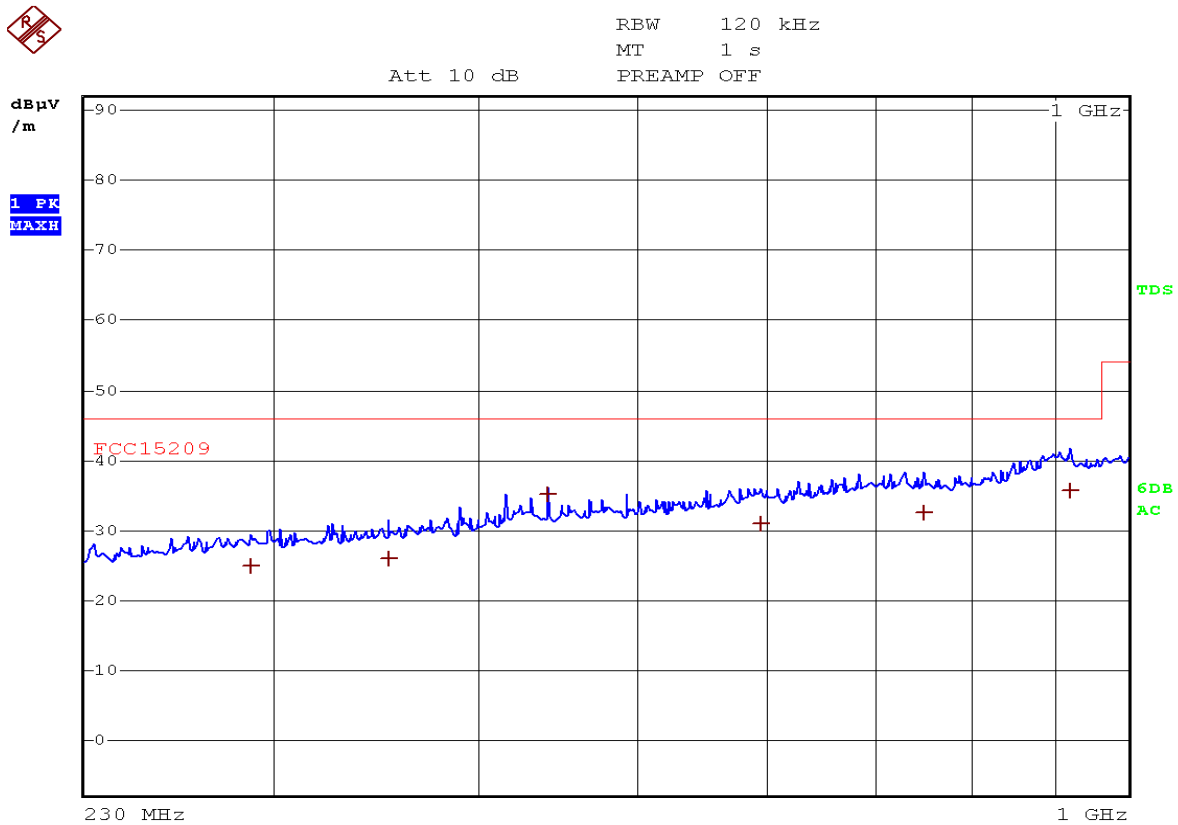
E-mail: cts@cts-lab.com.cn

See Reverse For Terms And Conditions of Service



Channel:	0 (2402.00MHz)	Result:	<input checked="" type="checkbox"/> - passed
Test point:	Horizontal		<input type="checkbox"/> - not passed
Frequency range:	230-1000MHz		

EUT	QClick
Firm Name	QOMO HiteVision, LLC.
Operating Condition	BATTERY 1.5V*2
Test Condition	Ambient Temperature: 25°C Humidity: 56%
Operator	Roy
MODEL NO.	QRF900



TRACE	FREQUENCY	LEVEL dBµV/m	DELTA LIMIT dB
Quasi Peak	290.56 MHz	24.82	-21.17
Quasi Peak	352.84 MHz	26.03	-19.96
Quasi Peak	442 MHz	35.17	-10.82
Quasi Peak	595.52 MHz	30.91	-15.08
Quasi Peak	750.6 MHz	32.49	-13.51
Quasi Peak	920.12 MHz	35.77	-10.22

Note:1. Emission level=Read level + Factor.  
 2. Factor=Antenna factor + Cable loss.

Copyright of this report is owned by Centre of Testing Service and may not be reproduced other than in full except with the written approval of the issuing Company.

**CENTRE OF TESTING SERVICE CO., LTD.**  
 Building F, Dachuang industrial park, No.379, Zhongshan Dadao, Guangzhou, China  
 Tel: +86-20-85543113 (32 lines) Fax: +86-20-38780406  
 Complaint line: +86-20-85533471 E-mail: cts@cts-lab.com.cn

See Reverse For Terms And Conditions of Service



Channel:	0 (2402.00MHz)	Result:	<input checked="" type="checkbox"/> - passed <input type="checkbox"/> - not passed
Test point:	Horizontal		
Frequency range:	1G-26.5GHz		

EUT	QClick
Firm Name	QOMO HiteVision, LLC.
Operating Condition	BATTERY 1.5V*2
Test Condition	Ambient Temperature: 25°C Humidity: 56%
Operator	<b>Roy</b>
MODEL NO.	QRF900

Frequency [MHz]	Result [dBμV]		Limit [dBμV]		Dlimit[dBμV]	
	Average	Peak	Average	Peak	Average	Peak
2402.00	72.5	89.5	94	114	21.5	24.5
3215.10	41.7	52.4	54	74	12.3	21.6
4804.00	47.3	65.8	54	74	6.7	8.2
7206.00	46.1	60.0	54	74	7.9	14.0
9608.00	42.8	53.1	54	74	11.8	20.9
12010.00	42.7	53.4	54	74	11.3	20.6
24285.10	43.0	53.9	54	74	11.0	20.1

Note:1. Emission level=Read level + Factor.  
 2. Factor=Antenna factor + Cable loss.

copyright of this report is owned by Centre of Testing Service and may not be reproduced other than in full except with the written approval of the issuing Company.

**CENTRE OF TESTING SERVICE CO., LTD.**

Building F, Dachuang industrial park, No.379, Zhongshan Dadao, Guangzhou, China

Tel: +86-20-85543113 (32 lines)

Fax: +86-20-38780406

Complaint line: +86-20-85533471

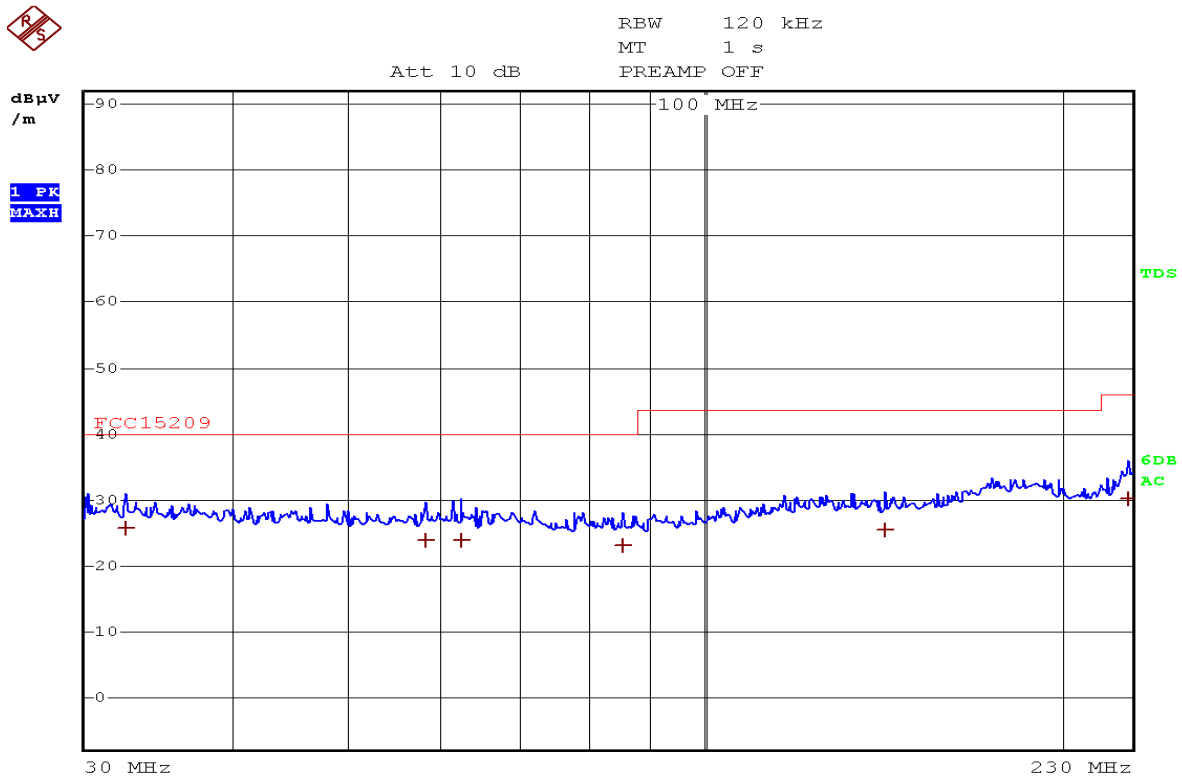
E-mail: cts@cts-lab.com.cn

See Reverse For Terms And Conditions of Service



Channel:	0 (2402.00MHz)	Result:	<input checked="" type="checkbox"/> - passed
Test point:	Vertical		<input type="checkbox"/> - not passed
Frequency range:	30-230MHz		

EUT	QClick
Firm Name	QOMO HiteVision, LLC.
Operating Condition	BATTERY 1.5V*2
Test Condition	Ambient Temperature: 25°C Humidity: 56%
Operator	Roy
MODEL NO.	QRF900



TRACE	FREQUENCY	LEVEL dBµV/m	DELTA LIMIT dB
Quasi Peak	32.56 MHz	25.83	-14.16
Quasi Peak	58.12 MHz	23.90	-16.09
Quasi Peak	62.44 MHz	23.99	-16.00
Quasi Peak	85.6 MHz	23.09	-16.90
Quasi Peak	142.04 MHz	25.40	-18.09
Quasi Peak	228.32 MHz	30.15	-15.84

Note: 1. Emission level=Read level + Factor.  
 2. Factor=Antenna factor + Cable loss.

Copyright of this report is owned by Centre of Testing Service and may not be reproduced other than in full except with the written approval of the issuing Company.

**CENTRE OF TESTING SERVICE CO., LTD.**

Building F, Dachuang industrial park, No.379, Zhongshan Dadao, Guangzhou, China

Tel: +86-20-85543113 (32 lines)

Fax: +86-20-38780406

Complaint line: +86-20-85533471

E-mail: cts@cts-lab.com.cn

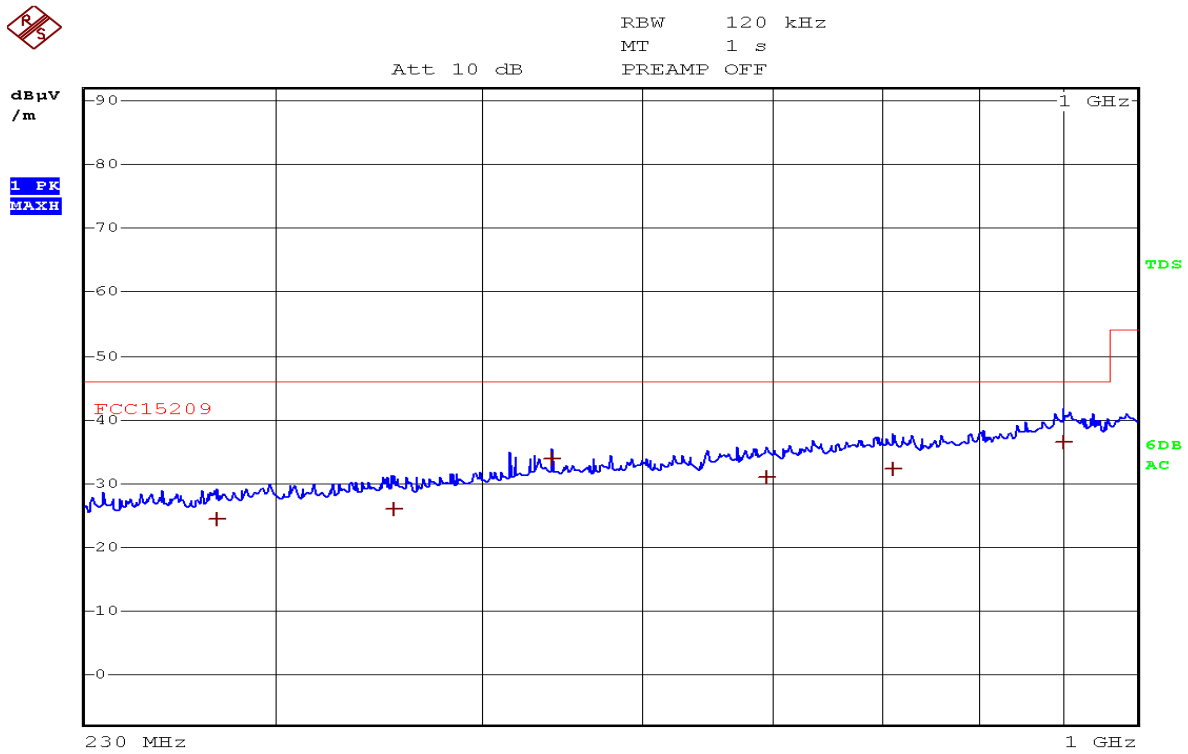
See Reverse For Terms And Conditions of Service





Channel:	0 (2402.00MHz)	Result:	■ - passed
Test point:	Vertical		□ - not passed
Frequency range:	230-1000MHz		

EUT	QClick
Firm Name	QOMO HiteVision, LLC.
Operating Condition	BATTERY 1.5V*2
Test Condition	Ambient Temperature: 25°C Humidity: 56%
Operator	Roy
MODEL NO.	QRF900



TRACE	FREQUENCY	LEVEL dBµV/m	DELTA LIMIT dB
Quasi Peak	277 MHz	24.43	-21.57
Quasi Peak	354.28 MHz	26.08	-19.91
Quasi Peak	441.96 MHz	33.76	-12.23
Quasi Peak	595.44 MHz	30.87	-15.12
Quasi Peak	710.6 MHz	32.39	-13.60
Quasi Peak	901.36 MHz	36.47	-9.52

Note:1. Emission level=Read level + Factor.  
 2. Factor=Antenna factor + Cable loss.

Copyright of this report is owned by Centre of Testing Service and may not be reproduced other than in full except with the written approval of the issuing Company.

**CENTRE OF TESTING SERVICE CO., LTD.**

Building F, Dachuang industrial park, No.379, Zhongshan Dadao, Guangzhou, China

Tel: +86-20-85543113 (32 lines)

Fax: +86-20-38780406

Complaint line: +86-20-85533471

E-mail: cts@cts-lab.com.cn

See Reverse For Terms And Conditions of Service



Channel:	0 (2402.001MHz)	Result:	<input checked="" type="checkbox"/> - passed <input type="checkbox"/> - not passed
Test point:	Vertical		
Frequency range:	1G-26.5GHz		

EUT	QClick
Firm Name	QOMO HiteVision, LLC.
Operating Condition	BATTERY 1.5V*2
Test Condition	Ambient Temperature: 25°C Humidity: 56%
Operator	<b>Roy</b>
MODEL NO.	QRF900

Frequency [MHz]	Result [dBμV]		Limit [dBμV]		Dlimit[dBμV]	
	Average	Peak	Average	Peak	Average	Peak
2402.00	71.5	89.4	94	114	22.5	24.6
3218.10	41.3	52.1	54	74	12.7	21.9
4804.00	47.3	65.8	54	74	6.7	8.2
7206.00	46.1	60.0	54	74	7.9	14.0
9608.00	42.8	53.2	54	74	11.8	20.8
12010.00	42.7	53.6	54	74	11.3	20.4
24285.70	43.1	53.8	54	74	10.9	20.2

Note:1. Emission level=Read level + Factor.  
 2. Factor=Antenna factor + Cable loss.

Copyright of this report is owned by Centre of Testing Service and may not be reproduced other than in full except with the written approval of the issuing Company.

**CENTRE OF TESTING SERVICE CO., LTD.**

Building F, Dachuang industrial park, No.379, Zhongshan Dadao, Guangzhou, China

Tel: +86-20-85543113 (32 lines)

Fax: +86-20-38780406

Complaint line: +86-20-85533471

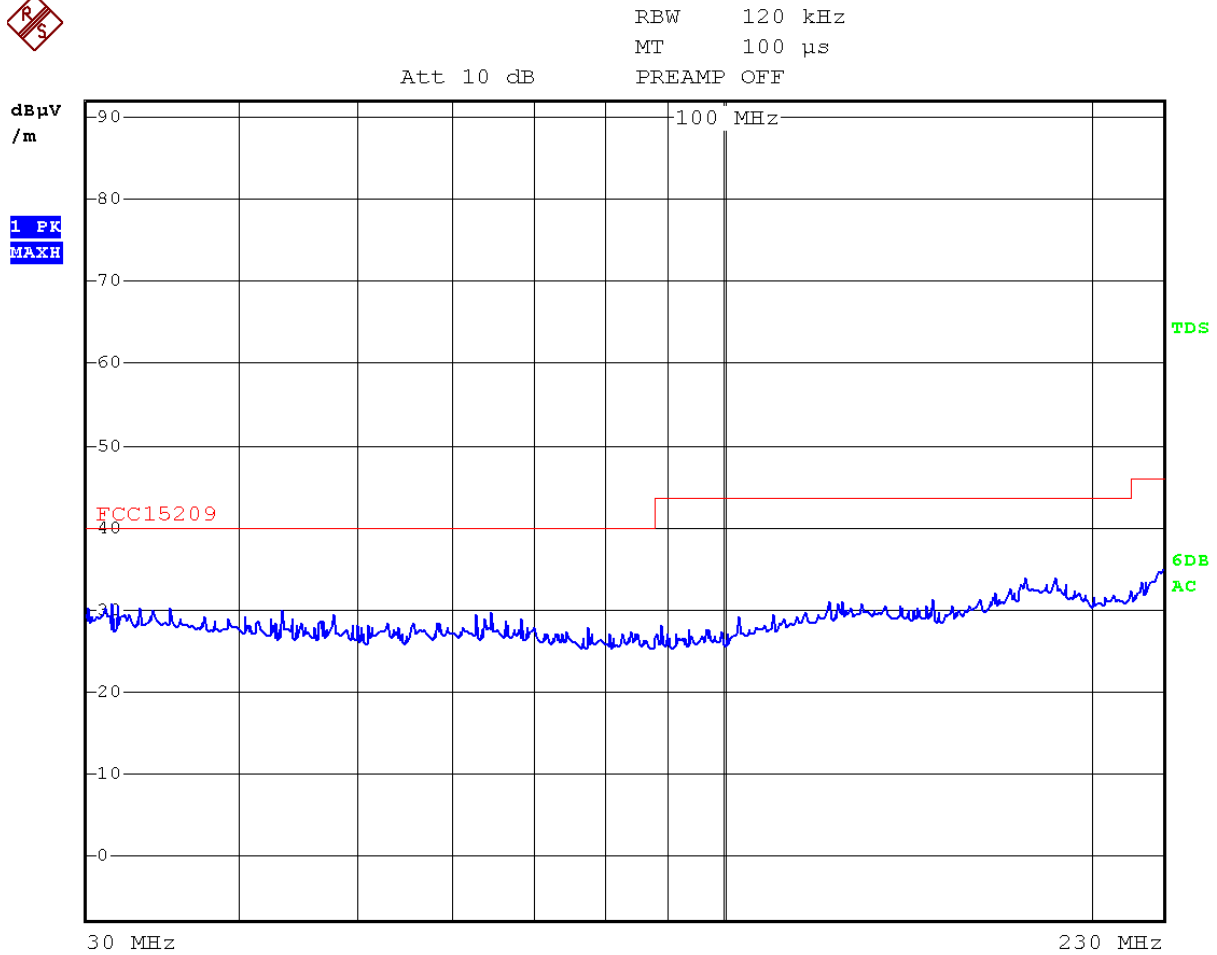
E-mail: cts@cts-lab.com.cn

See Reverse For Terms And Conditions of Service



Channel:	20 (2442.00MHz)	Result:	<input checked="" type="checkbox"/> - passed
Test point:	Horizontal		<input type="checkbox"/> - not passed
Frequency range:	30-230MHz		

EUT	QClick
Firm Name	QOMO HiteVision, LLC.
Operating Condition	BATTERY 1.5V*2
Test Condition	Ambient Temperature: 25°C Humidity: 56%
Operator	<b>Roy</b>
MODEL NO.	QRF900



Note:1. Emission level=Read level + Factor.  
2. Factor=Antenna factor + Cable loss.

Copyright of this report is owned by Centre of Testing Service and may not be reproduced other than in full except with the written approval of the issuing Company.

**CENTRE OF TESTING SERVICE CO., LTD.**

Building F, Dachuang industrial park, No.379, Zhongshan Dadao, Guangzhou, China

Tel: +86-20-85543113 (32 lines)

Fax: +86-20-38780406

Complaint line: +86-20-85533471

E-mail: cts@cts-lab.com.cn

See Reverse For Terms And Conditions of Service



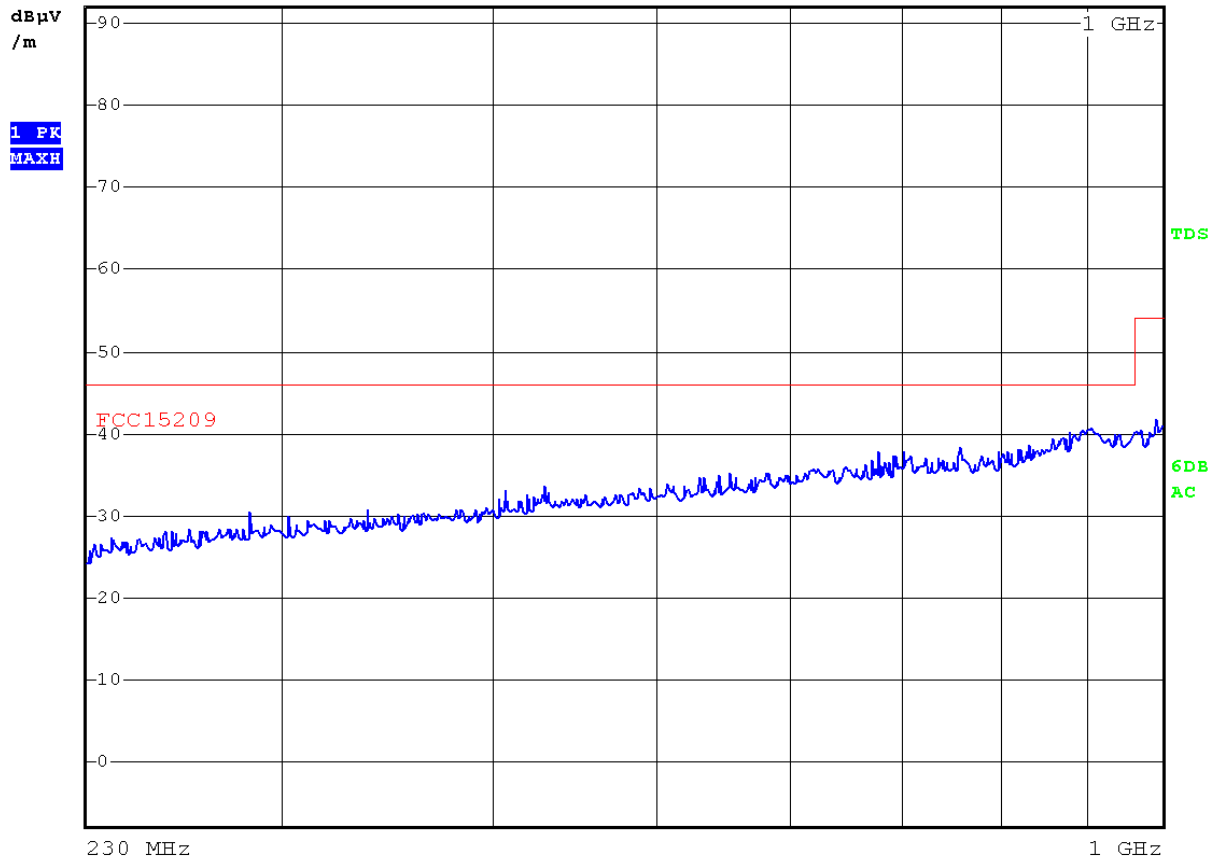
Channel:	20 (2442.00MHz)	Result:	<input checked="" type="checkbox"/> - passed
Test point:	Horizontal		<input type="checkbox"/> - not passed
Frequency range:	230-1000MHz		

EUT	QClick
Firm Name	QOMO HiteVision, LLC.
Operating Condition	BATTERY 1.5V*2
Test Condition	Ambient Temperature: 25°C Humidity: 56%
Operator	<b>Roy</b>
MODEL NO.	QRF900



RBW 120 kHz  
 MT 100 μs  
 PREAMP OFF

Att 10 dB



Note:1. Emission level=Read level + Factor.  
 2. Factor=Antenna factor + Cable loss.

opyright of this report is owned by Centre of Testing Service and may not be reproduced other than in full except with the written approval of the issuing Company.

**CENTRE OF TESTING SERVICE CO., LTD.**

Building F, Dachuang industrial park, No.379, Zhongshan Dadao, Guangzhou, China

Tel: +86-20-85543113 (32 lines)

Fax: +86-20-38780406

Complaint line: +86-20-85533471

E-mail: cts@cts-lab.com.cn

See Reverse For Terms And Conditions of Service



Channel:	20 (2442.00MHz)	Result:	<input checked="" type="checkbox"/> - passed <input type="checkbox"/> - not passed
Test point:	Horizontal		
Frequency range:	1G-26.5GHz		

EUT	QClick
Firm Name	QOMO HiteVision, LLC.
Operating Condition	BATTERY 1.5V*2
Test Condition	Ambient Temperature: 25°C Humidity: 56%
Operator	<b>Roy</b>
MODEL NO.	QRF900

Frequency [MHz]	Result [dBμV]		Limit [dBμV]		Dlimit[dBμV]	
	Average	Peak	Average	Peak	Average	Peak
2442.0	72.9	89.3	94	114	21.1	24.7
3515.8	42.7	52.4	54	74	11.3	21.6
4884.0	47.3	65.8	54	74	6.7	8.2
7326.0	46.1	60.0	54	74	7.9	14.0
9768.0	42.8	53.1	54	74	11.8	20.9
12210.0	42.7	53.4	54	74	11.3	20.6
23285.1	43.0	53.5	54	74	11.0	20.5

Note:1. Emission level=Read level + Factor.  
 2. Factor=Antenna factor + Cable loss.

copyright of this report is owned by Centre of Testing Service and may not be reproduced other than in full except with the written approval of the issuing Company.

**CENTRE OF TESTING SERVICE CO., LTD.**

Building F, Dachuang industrial park, No.379, Zhongshan Dadao, Guangzhou, China

Tel: +86-20-85543113 (32 lines)

Fax: +86-20-38780406

Complaint line: +86-20-85533471

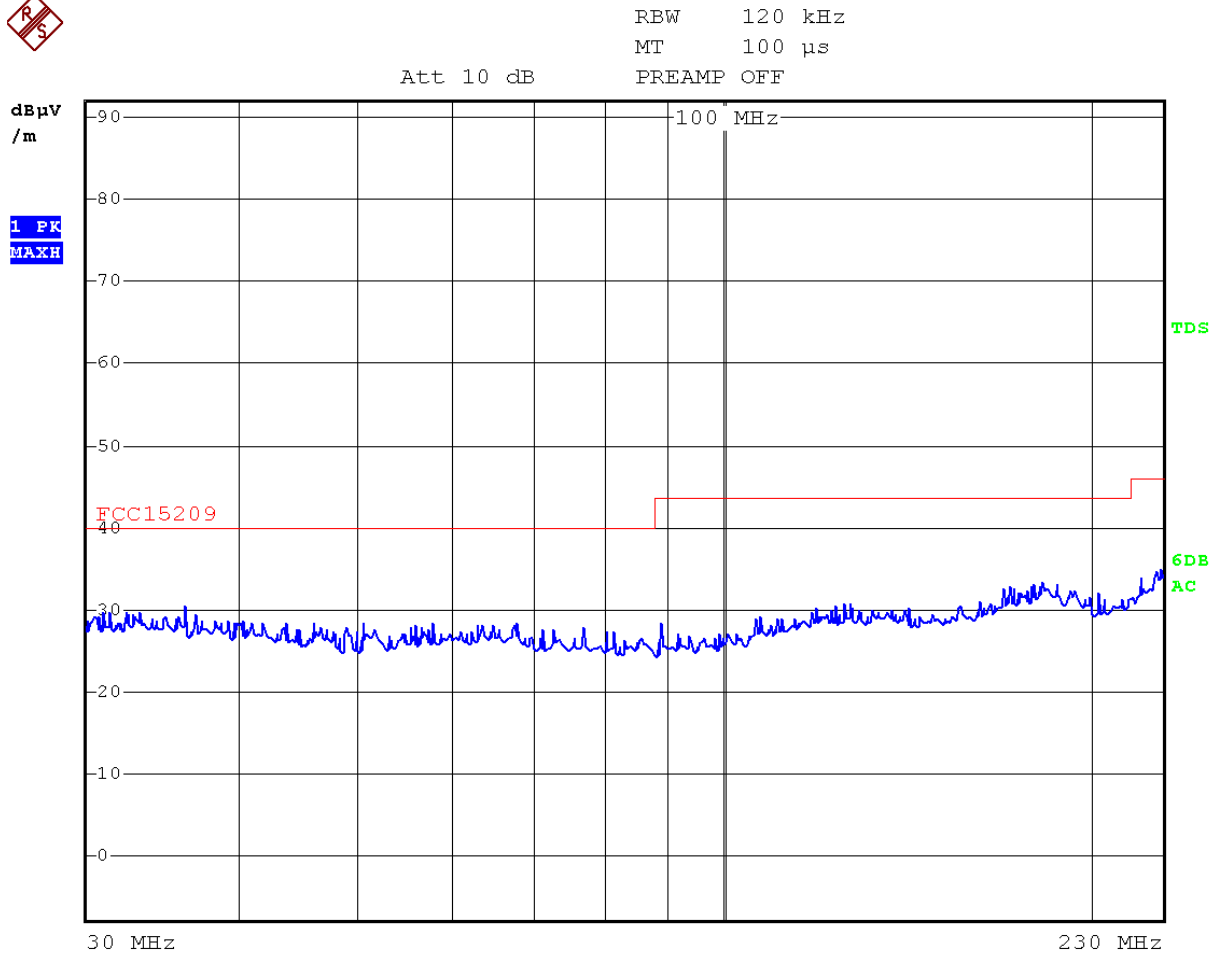
E-mail: cts@cts-lab.com.cn

See Reverse For Terms And Conditions of Service



Channel:	20 (2442.00MHz)	Result:	<input checked="" type="checkbox"/> - passed
Test point:	Vertical		<input type="checkbox"/> - not passed
Frequency range:	30-230MHz		

EUT	QClick
Firm Name	QOMO HiteVision, LLC.
Operating Condition	BATTERY 1.5V*2
Test Condition	Ambient Temperature: 25°C Humidity: 56%
Operator	<b>Roy</b>
MODEL NO.	QRF900



Note:1. Emission level=Read level + Factor.  
2. Factor=Antenna factor + Cable loss.

Copyright of this report is owned by Centre of Testing Service and may not be reproduced other than in full except with the written approval of the issuing Company.

**CENTRE OF TESTING SERVICE CO., LTD.**

Building F, Dachuang industrial park, No.379, Zhongshan Dadao, Guangzhou, China

Tel: +86-20-85543113 (32 lines)

Fax: +86-20-38780406

Complaint line: +86-20-85533471

E-mail: cts@cts-lab.com.cn

See Reverse For Terms And Conditions of Service



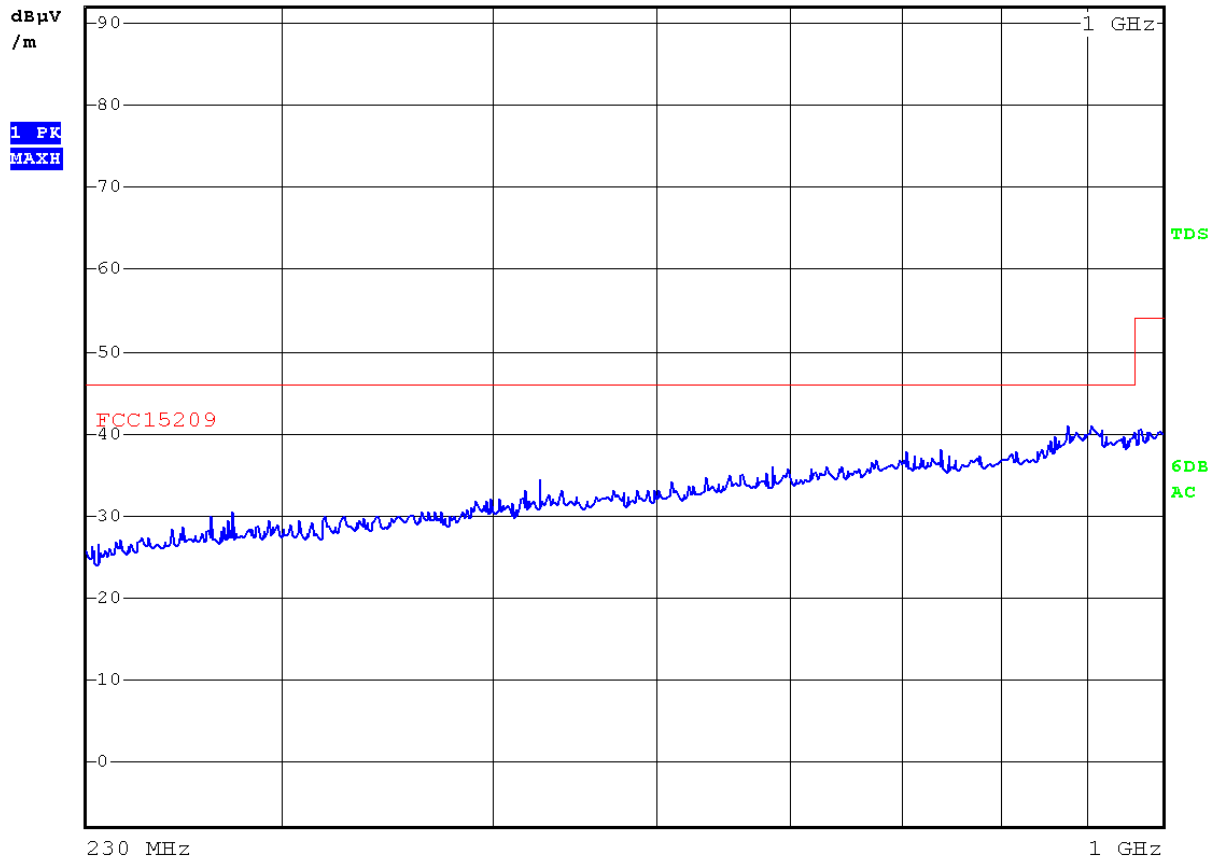
Channel:	20 (2442.00MHz)	Result:	<input checked="" type="checkbox"/> - passed
Test point:	Vertical		<input type="checkbox"/> - not passed
Frequency range:	230-1000MHz		

EUT	QClick
Firm Name	QOMO HiteVision, LLC.
Operating Condition	BATTERY 1.5V*2
Test Condition	Ambient Temperature: 25°C Humidity: 56%
Operator	<b>Roy</b>
MODEL NO.	QRF900



RBW 120 kHz  
 MT 100 μs  
 PREAMP OFF

Att 10 dB



Note:1. Emission level=Read level + Factor.  
 2. Factor=Antenna factor + Cable loss.

Copyright of this report is owned by Centre of Testing Service and may not be reproduced other than in full except with the written approval of the issuing Company.

**CENTRE OF TESTING SERVICE CO., LTD.**

Building F, Dachuang industrial park, No.379, Zhongshan Dadao, Guangzhou, China

Tel: +86-20-85543113 (32 lines)

Fax: +86-20-38780406

Complaint line: +86-20-85533471

E-mail: cts@cts-lab.com.cn

See Reverse For Terms And Conditions of Service



Channel:	20 (2442.00MHz)	Result:	<input checked="" type="checkbox"/> - passed <input type="checkbox"/> - not passed
Test point:	Vertical		
Frequency range:	1G-26.5GHz		

EUT	QClick
Firm Name	QOMO HiteVision, LLC.
Operating Condition	BATTERY 1.5V*2
Test Condition	Ambient Temperature: 25°C Humidity: 56%
Operator	<b>Roy</b>
MODEL NO.	QRF900

Frequency [MHz]	Result [dBμV]		Limit [dBμV]		Dlimit[dBμV]	
	Average	Peak	Average	Peak	Average	Peak
2442.00	72.2	89.0	94	114	21.8	25.0
3516.10	42.7	52.4	54	74	11.3	21.6
4884.00	47.3	65.5	54	74	6.7	8.5
7326.00	46.1	60.0	54	74	7.9	14.0
9768.00	42.8	53.3	54	74	11.8	20.7
12210.00	42.7	53.4	54	74	11.3	20.6
23281.00	43.0	53.3	54	74	11.0	20.7

Note:1. Emission level=Read level + Factor.  
 2. Factor=Antenna factor + Cable loss.

copyright of this report is owned by Centre of Testing Service and may not be reproduced other than in full except with the written approval of the issuing Company.

**CENTRE OF TESTING SERVICE CO., LTD.**

Building F, Dachuang industrial park, No.379, Zhongshan Dadao, Guangzhou, China

Tel: +86-20-85543113 (32 lines)

Fax: +86-20-38780406

Complaint line: +86-20-85533471

E-mail: cts@cts-lab.com.cn

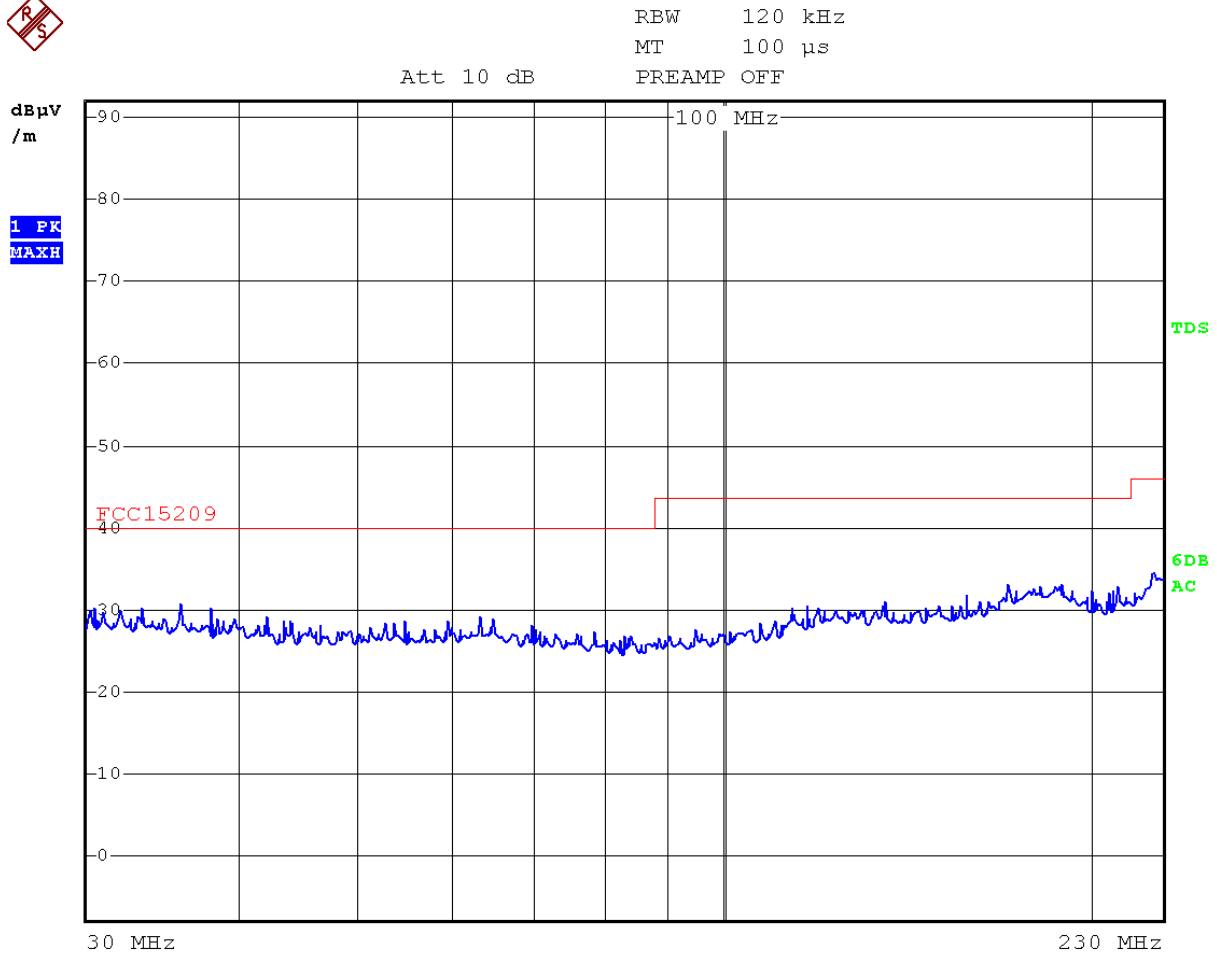
See Reverse For Terms And Conditions of Service





Channel:	40 (2482.00MHz)	Result:	<input checked="" type="checkbox"/> - passed
Test point:	Horizontal		<input type="checkbox"/> - not passed
Frequency range:	30-230MHz		

EUT	QClick
Firm Name	QOMO HiteVision, LLC.
Operating Condition	BATTERY 1.5V*2
Test Condition	Ambient Temperature: 25°C Humidity: 56%
Operator	<b>Roy</b>
MODEL NO.	QRF900



Note:1. Emission level=Read level + Factor.  
2. Factor=Antenna factor + Cable loss.

Copyright of this report is owned by Centre of Testing Service and may not be reproduced other than in full except with the written approval of the issuing Company.

**CENTRE OF TESTING SERVICE CO., LTD.**

Building F, Dachuang industrial park, No.379, Zhongshan Dadao, Guangzhou, China

Tel: +86-20-85543113 (32 lines)

Fax: +86-20-38780406

Complaint line: +86-20-85533471

E-mail: cts@cts-lab.com.cn

See Reverse For Terms And Conditions of Service



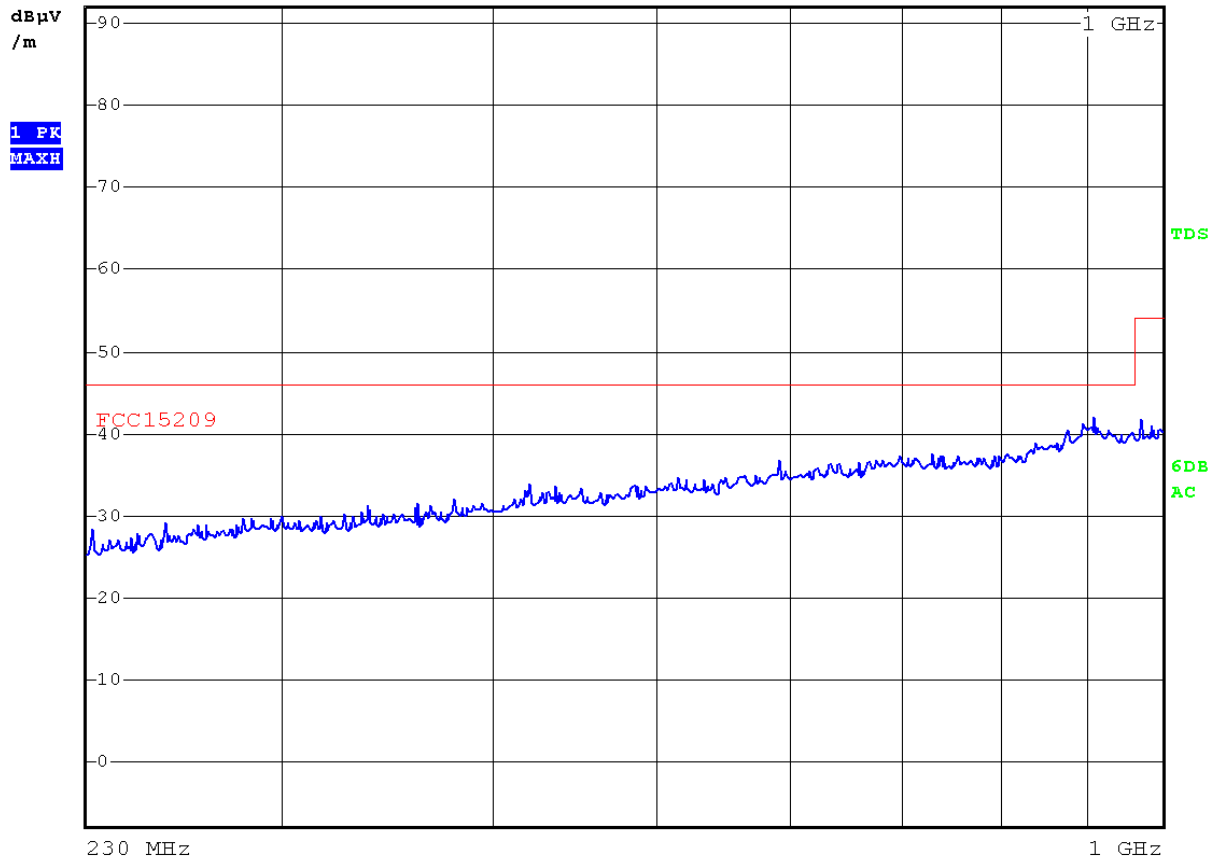
Channel:	40 (2482.00MHz)	Result:	<input checked="" type="checkbox"/> - passed
Test point:	Horizontal		<input type="checkbox"/> - not passed
Frequency range:	230-1000MHz		

EUT	QClick
Firm Name	QOMO HiteVision, LLC.
Operating Condition	BATTERY 1.5V*2
Test Condition	Ambient Temperature: 25°C Humidity: 56%
Operator	<b>Roy</b>
MODEL NO.	QRF900



RBW 120 kHz  
 MT 100 μs  
 PREAMP OFF

Att 10 dB



Note:1. Emission level=Read level + Factor.  
 2. Factor=Antenna factor + Cable loss.

Copyright of this report is owned by Centre of Testing Service and may not be reproduced other than in full except with the written approval of the issuing Company.

**CENTRE OF TESTING SERVICE CO., LTD.**

Building F, Dachuang industrial park, No.379, Zhongshan Dadao, Guangzhou, China

Tel: +86-20-85543113 (32 lines)

Fax: +86-20-38780406

Complaint line: +86-20-85533471

E-mail: cts@cts-lab.com.cn

See Reverse For Terms And Conditions of Service



Channel:	40 (2482.00MHz)	Result:	<input checked="" type="checkbox"/> - passed <input type="checkbox"/> - not passed
Test point:	Horizontal		
Frequency range:	1G-26.5GHz		

EUT	QClick
Firm Name	QOMO HiteVision, LLC.
Operating Condition	BATTERY 1.5V*2
Test Condition	Ambient Temperature: 25°C Humidity: 56%
Operator	<b>Roy</b>
MODEL NO.	QRF900

Frequency [MHz]	Result [dBμV]		Limit [dBμV]		Dlimit[dBμV]	
	Average	Peak	Average	Peak	Average	Peak
2482.00	72.9	89.6	94	114	21.1	24.4
3364.40	42.7	52.6	54	74	11.3	21.4
4964.00	47.4	65.5	54	74	6.6	8.5
7446.00	46.1	60.0	54	74	7.9	14.0
9928.00	42.2	53.2	54	74	11.8	20.8
12410.00	42.7	53.4	54	74	11.3	20.6
23641.70	43.0	53.9	54	74	11.0	20.1

Note:1. Emission level=Read level + Factor.  
 2. Factor=Antenna factor + Cable loss.

copyright of this report is owned by Centre of Testing Service and may not be reproduced other than in full except with the written approval of the issuing Company.

**CENTRE OF TESTING SERVICE CO., LTD.**

Building F, Dachuang industrial park, No.379, Zhongshan Dadao, Guangzhou, China

Tel: +86-20-85543113 (32 lines)

Fax: +86-20-38780406

Complaint line: +86-20-85533471

E-mail: cts@cts-lab.com.cn

See Reverse For Terms And Conditions of Service



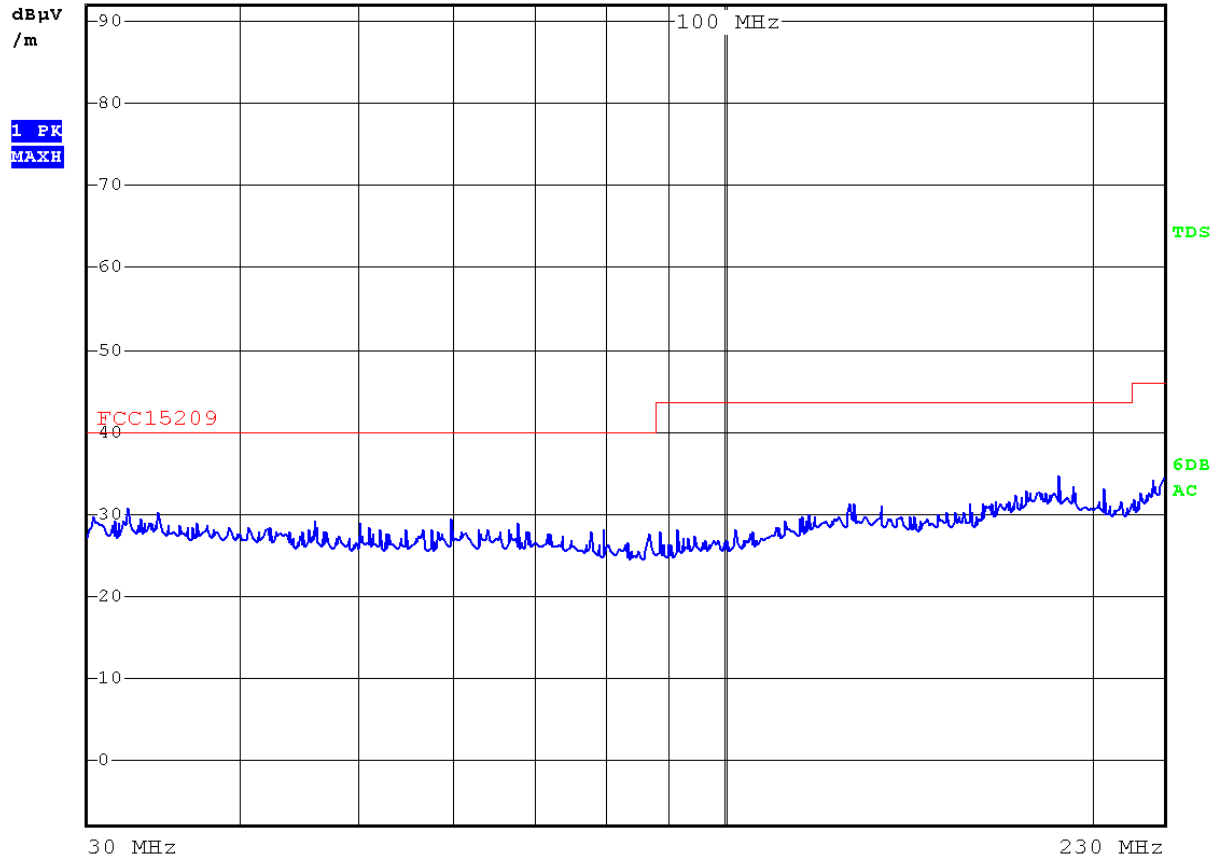
Channel:	40 (2482.00MHz)	Result:	<input checked="" type="checkbox"/> - passed
Test point:	Vertical		<input type="checkbox"/> - not passed
Frequency range:	30-230MHz		

EUT	QClick
Firm Name	QOMO HiteVision, LLC.
Operating Condition	BATTERY 1.5V*2
Test Condition	Ambient Temperature: 25°C Humidity: 56%
Operator	Roy
MODEL NO.	QRF900



RBW 120 kHz  
 MT 100 μs  
 PREAMP OFF

Att 10 dB



Note:1. Emission level=Read level + Factor.  
 2. Factor=Antenna factor + Cable loss.

copyright of this report is owned by Centre of Testing Service and may not be reproduced other than in full except with the written approval of the issuing Company.

**CENTRE OF TESTING SERVICE CO., LTD.**  
 Building F, Dachuang industrial park, No.379, Zhongshan Dadao, Guangzhou, China  
 Tel: +86-20-85543113 (32 lines) Fax: +86-20-38780406  
 Complaint line: +86-20-85533471 E-mail: cts@cts-lab.com.cn

See Reverse For Terms And Conditions of Service



Channel:	40 (2482.00MHz)	Result:	<input checked="" type="checkbox"/> - passed
Test point:	Vertical		<input type="checkbox"/> - not passed
Frequency range:	230-1000MHz		

EUT	QClick
Firm Name	QOMO HiteVision, LLC.
Operating Condition	BATTERY 1.5V*2
Test Condition	Ambient Temperature: 25°C Humidity: 56%
Operator	<b>Roy</b>
MODEL NO.	QRF900

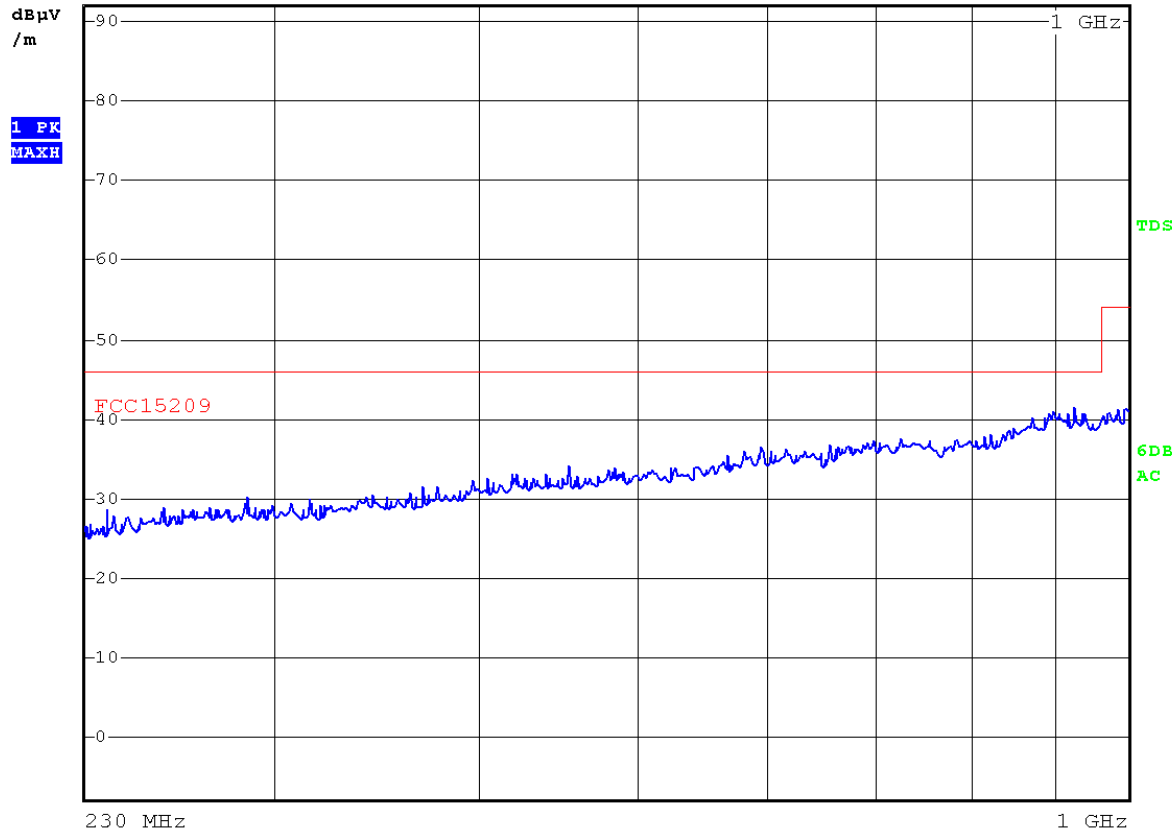


RBW 120 kHz

MT 100 μs

PREAMP OFF

Att 10 dB



Note:1. Emission level=Read level + Factor.  
 2. Factor=Antenna factor + Cable loss.

copyright of this report is owned by Centre of Testing Service and may not be reproduced other than in full except with the written approval of the issuing Company.

**CENTRE OF TESTING SERVICE CO., LTD.**

Building F, Dachuang industrial park, No.379, Zhongshan Dadao, Guangzhou, China

Tel: +86-20-85543113 (32 lines)

Fax: +86-20-38780406

Complaint line: +86-20-85533471

E-mail: cts@cts-lab.com.cn

See Reverse For Terms And Conditions of Service



Channel:	40 (2482.00MHz)	Result:	<input checked="" type="checkbox"/> - passed <input type="checkbox"/> - not passed
Test point:	Vertical		
Frequency range:	1G-26.5GHz		

EUT	QClick
Firm Name	QOMO HiteVision, LLC.
Operating Condition	BATTERY 1.5V*2
Test Condition	Ambient Temperature: 25°C Humidity: 56%
Operator	<b>Roy</b>
MODEL NO.	QRF900

Frequency [MHz]	Result [dBμV]		Limit [dBμV]		Dlimit[dBμV]	
	Average	Peak	Average	Peak	Average	Peak
2482.00	71.8	88.3	94	114	22.8	25.7
3364.40	42.7	52.6	54	74	11.3	21.4
4964.00	47.1	64.5	54	74	6.9	9.5
7446.00	46.1	60.0	54	74	7.9	14.0
9928.00	42.2	53.2	54	74	11.8	20.8
12410.00	42.7	53.4	54	74	11.3	20.6
23641.70	43.0	53.7	54	74	11.0	20.3

Note:1. Emission level=Read level + Factor.  
 2. Factor=Antenna factor + Cable loss.

copyright of this report is owned by Centre of Testing Service and may not be reproduced other than in full except with the written approval of the issuing Company.

**CENTRE OF TESTING SERVICE CO., LTD.**

Building F, Dachuang industrial park, No.379, Zhongshan Dadao, Guangzhou, China

Tel: +86-20-85543113 (32 lines)

Fax: +86-20-38780406

Complaint line: +86-20-85533471

E-mail: cts@cts-lab.com.cn

See Reverse For Terms And Conditions of Service

## 8 Band Edge Compliance Measurement

### 8.1. Test Equipment

Radiated disturbance (electric field)					
Item	Test Equipment	Manufacturer	Model No.	Serial No.	Last Cal.
1	EMI Test Receiver	ROHDE & SCHWARZ	ESCI	10868	2008/12
2	Log per Antenna	ROHDE & SCHWARZ	HL050	100186	2008/12
3	Signal analyzer	ROHDE & SCHWARZ	FSIQ26	100311	2008/12

### 8.2. Test Information

EUT:	QClick
M/N:	QRF900
Test Date:	07~15 December 2009
Ambient Temperature:	25°C
Relative Humidity:	56%
Test standard:	FCC PART 15C: 15.249
Test mode:	Transmitting
Test Frequency:	Channel 0 (2402.00MHz), Channel 40 (2482.00 MHz)
Test By:	Roy

### 8.3. Test Results

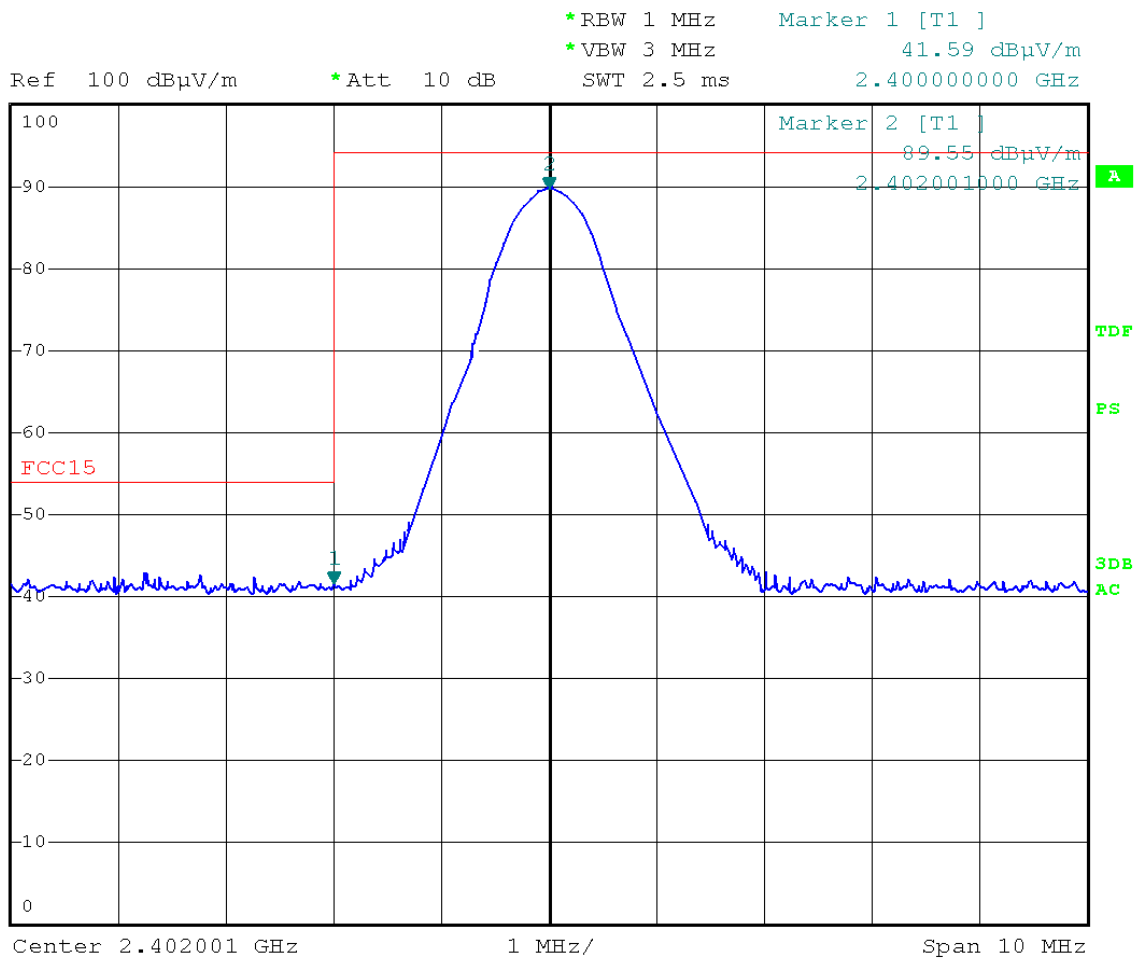
**PASSED.**

The testing data was attached in the next pages.



Channel:	0	Result:	<input checked="" type="checkbox"/> - passed
Test point:	Horizontal		<input type="checkbox"/> - not passed
Test Frequency:	2402.00MHz		

EUT	QClick
Firm Name	QOMO HiteVision, LLC.
Operating Condition	BATTERY 1.5V*2
Test Condition	Ambient Temperature: 25°C Humidity: 56%
Operator	Roy
MODEL NO.	QRF900



Note:1. Emission level=Read level + Factor.  
 2. Factor=Antenna factor + Cable loss.

Copyright of this report is owned by Centre of Testing Service and may not be reproduced other than in full except with the written approval of the issuing Company.

**CENTRE OF TESTING SERVICE CO., LTD.**

Building F, Dachuang industrial park, No.379, Zhongshan Dadao, Guangzhou, China

Tel: +86-20-85543113 (32 lines)

Fax: +86-20-38780406

Complaint line: +86-20-85533471

E-mail: cts@cts-lab.com.cn

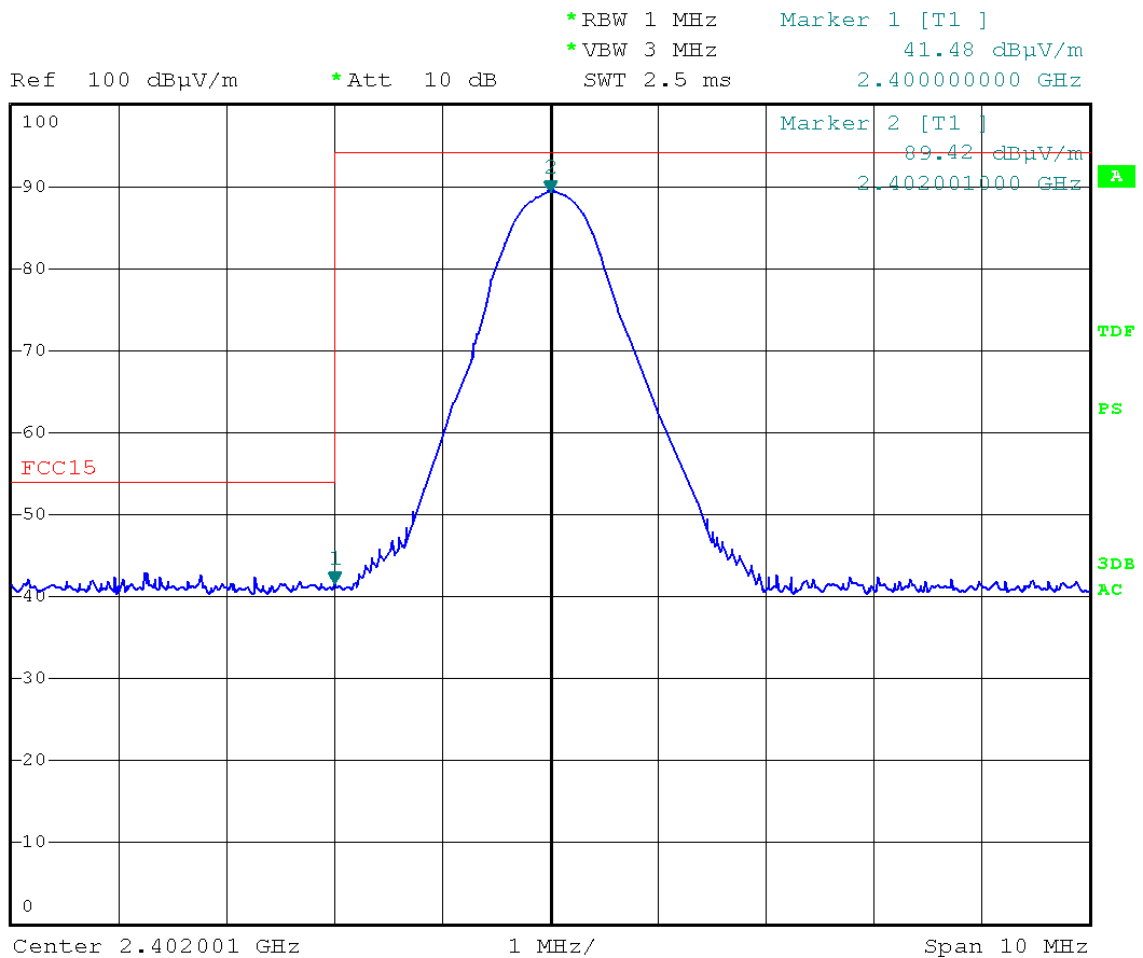
See Reverse For Terms And Conditions of Service





Channel:	0	Result:	<input checked="" type="checkbox"/> - passed
Test point:	Vertical		<input type="checkbox"/> - not passed
Test Frequency:	2402.00MHz		

EUT	QClick
Firm Name	QOMO HiteVision, LLC.
Operating Condition	BATTERY 1.5V*2
Test Condition	Ambient Temperature: 25°C Humidity: 56%
Operator	Roy
MODEL NO.	QRF900



Note:1. Emission level=Read level + Factor.  
 2. Factor=Antenna factor + Cable loss.

copyright of this report is owned by Centre of Testing Service and may not be reproduced other than in full except with the written approval of the issuing Company.

**CENTRE OF TESTING SERVICE CO., LTD.**

Building F, Dachuang industrial park, No.379, Zhongshan Dadao, Guangzhou, China

Tel: +86-20-85543113 (32 lines)

Fax: +86-20-38780406

Complaint line: +86-20-85533471

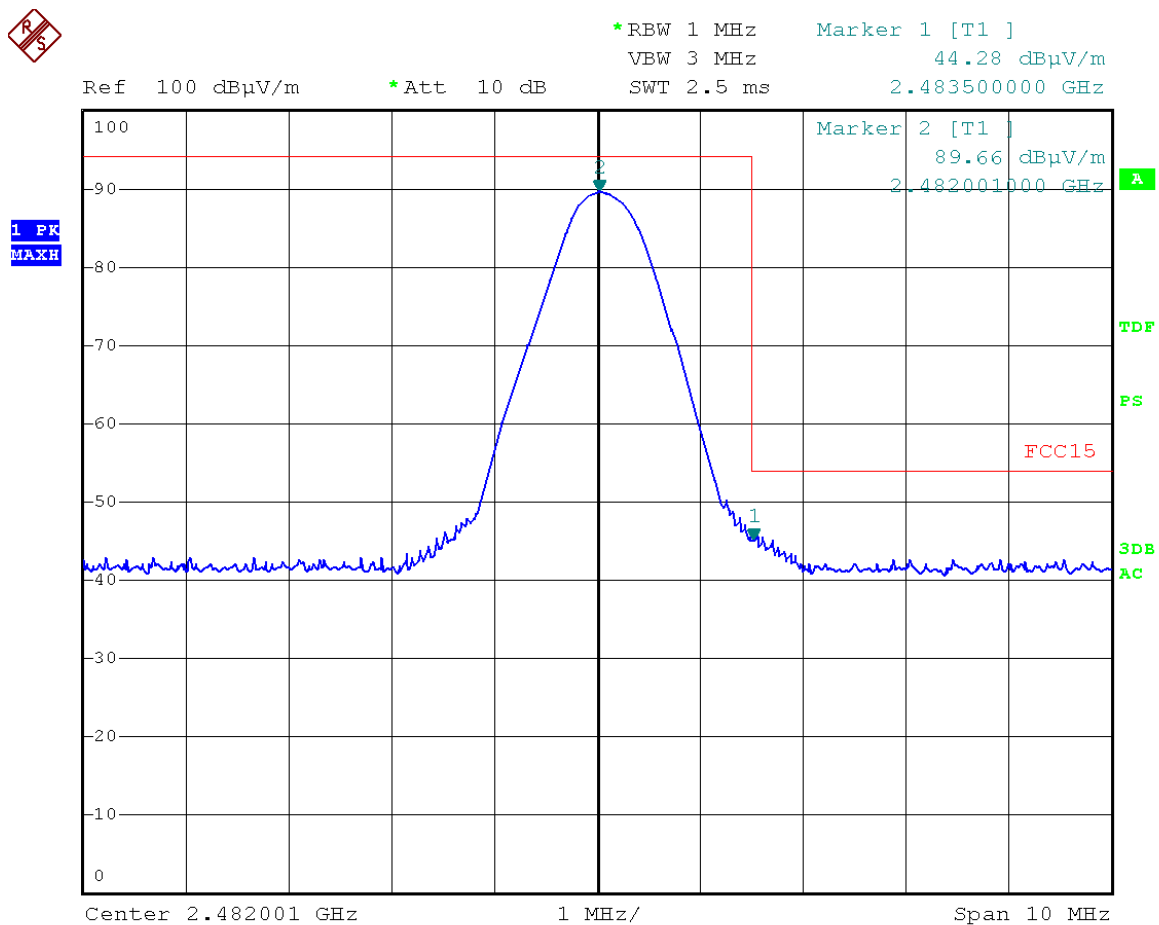
E-mail: cts@cts-lab.com.cn

See Reverse For Terms And Conditions of Service



Channel:	40	Result:	<input checked="" type="checkbox"/> - passed
Test point:	Horizontal		<input type="checkbox"/> - not passed
Test Frequency:	2482.00MHz		

EUT	QClick
Firm Name	QOMO HiteVision, LLC.
Operating Condition	BATTERY 1.5V*2
Test Condition	Ambient Temperature: 25°C Humidity: 56%
Operator	Roy
MODEL NO.	QRF900



Note:1. Emission level=Read level + Factor.  
 2. Factor=Antenna factor + Cable loss.

copyright of this report is owned by Centre of Testing Service and may not be reproduced other than in full except with the written approval of the issuing Company.

**CENTRE OF TESTING SERVICE CO., LTD.**

Building F, Dachuang industrial park, No.379, Zhongshan Dadao, Guangzhou, China

Tel: +86-20-85543113 (32 lines)

Fax: +86-20-38780406

Complaint line: +86-20-85533471

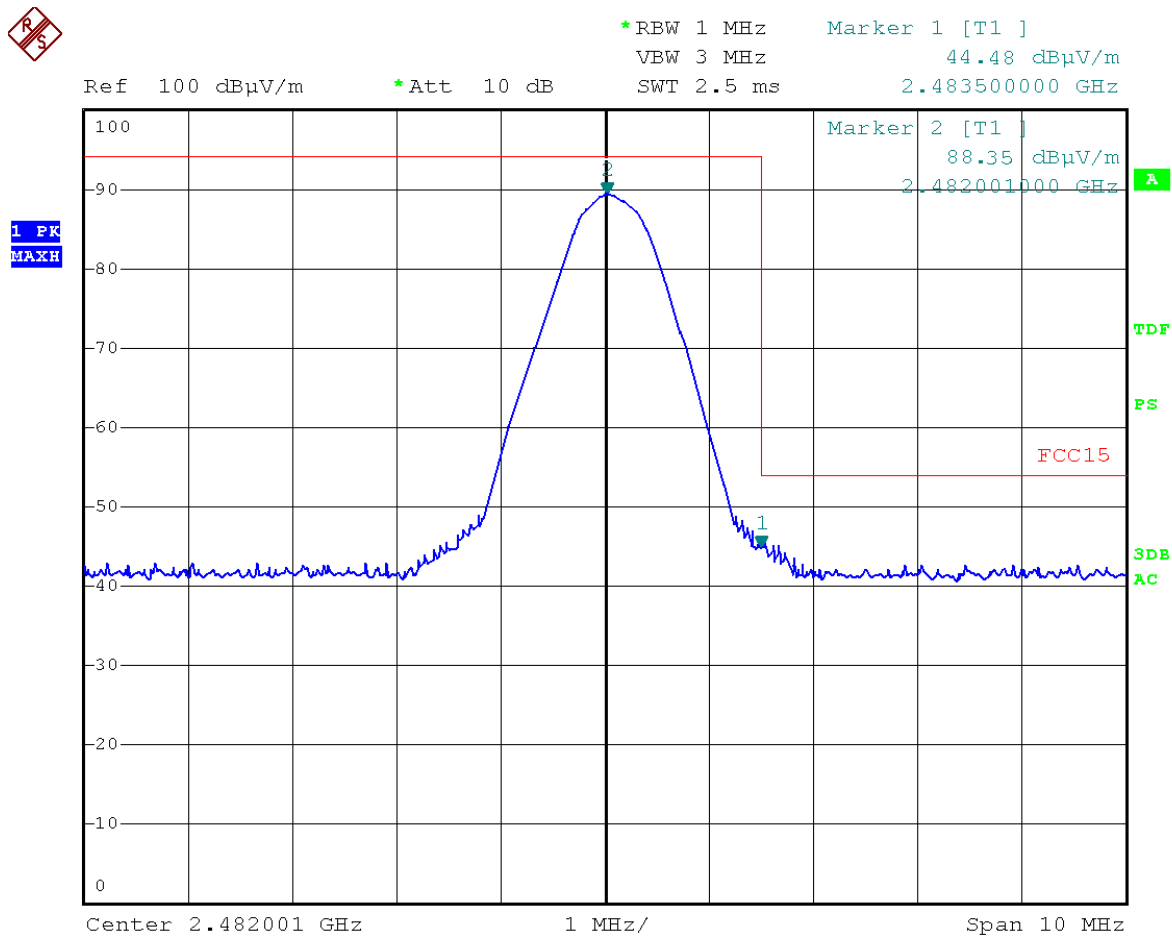
E-mail: cts@cts-lab.com.cn

See Reverse For Terms And Conditions of Service



Channel:	40	Result:	<input checked="" type="checkbox"/> - passed
Test point:	Vertical		<input type="checkbox"/> - not passed
Test Frequency:	2482.00MHz		

EUT	QClick
Firm Name	QOMO HiteVision, LLC.
Operating Condition	BATTERY 1.5V*2
Test Condition	Ambient Temperature: 25°C Humidity: 56%
Operator	Roy
MODEL NO.	QRF900



Note:1. Emission level=Read level + Factor.  
 2. Factor=Antenna factor + Cable loss.

copyright of this report is owned by Centre of Testing Service and may not be reproduced other than in full except with the written approval of the issuing Company.

**CENTRE OF TESTING SERVICE CO., LTD.**  
 Building F, Dachuang industrial park, No.379, Zhongshan Dadao, Guangzhou, China  
 Tel: +86-20-85543113 (32 lines) Fax: +86-20-38780406  
 Complaint line: +86-20-85533471 E-mail: cts@cts-lab.com.cn

See Reverse For Terms And Conditions of Service



## 9 Deviation to test specifications

[ NONE ]

copyright of this report is owned by Centre of Testing Service and may not be reproduced other than in full except with the written approval of the issuing Company.

**CENTRE OF TESTING SERVICE CO., LTD.**

Building F, Dachuang industrial park, No.379, Zhongshan Dadao, Guangzhou, China

Tel: +86-20-85543113 (32 lines)

Fax: +86-20-38780406

Complaint line: +86-20-85533471

E-mail: cts@cts-lab.com.cn

See Reverse For Terms And Conditions of Service