



**CENTRE OF TESTING SERVICE
INTERNATIONAL**

OPERATE ACCORDING TO ISO/IEC 17025

FCC ID TEST REPORT

TEST REPORT NUMBER : CGZ3090826-02634-O(3)



CENTRE OF TESTING SERVICE CO., LTD.

Building F, Dachuang industrial park, No.379, Zhongshan Dadao,
Guangzhou, China.



TEST REPORT FOR FCC 47 CFR PART 15 July 10, 2008 Radio frequency devices	
Report Reference No.	CGZ3090826-02634-O(3)
Date of issue	14 September 2009
Testing Laboratory Name	CENTRE OF TESTING SERVICE CO., LTD.
Address	Building F, Dachuang industrial park, No.379, Zhongshan Dadao, Guangzhou, China
Testing location/ procedure	Full application of Harmonised standards <input checked="" type="checkbox"/> Partial application of Harmonised standards <input type="checkbox"/> Other standard testing method <input type="checkbox"/>
Applicant's name	QOMO HiteVision, LLC.
Address	28265 Beck Road, Suite C1, Wixom, MI 48393, USA
Test specification:	
Standard	47 CFR PART 15 July 10, 2008
Test Report Form No.	CTSEMC-1.0
TRF Originator	CENTRE OF TESTING SERVICE CO., LTD
Master TRF	Dated 2009-01
CENTRE OF TESTING SERVICE CO., LTD. All rights reserved.	
This publication may be reproduced in whole or in part for non-commercial purposes as long as the CENTRE OF TESTING SERVICE CO., LTD. is acknowledged as copyright owner and source of the material. CENTRE OF TESTING SERVICE CO., LTD. takes no responsibility for and will not assume liability for damages resulting from the reader's interpretation of the reproduced material due to its placement and context.	
Test item description	QClick
Trade Mark	QOMO
Manufacturer	QOMO HiteVision, LLC.
Model/Type reference	QRF600, QRF6XX, QRF300, QRF3XX, QRF600-R, QRF300-R
Ratings	DC 5V From USB Port with PC AC 115V/60Hz
Result	Positive

Compiled by:

Quty Liu / File administrators

Supervised by:

Jackson Zhang / Technique principal

Approved by:

Kevin Liang / Manager

Copyright of this report is owned by Centre of Testing Service and may not be reproduced other than in full except with the written approval of the issuing Company.

CENTRE OF TESTING SERVICE CO., LTD.

Building F, Dachuang industrial park, No.379, Zhongshan Dadao, Guangzhou, China

Tel: +86-20-85543113 (32 lines)

Fax: +86-20-38780406

Complaint line: +86-20-85533471

E-mail: cts@cts-lab.com.cn

See Reverse For Terms And Conditions of Service



FCC -- T E S T R E P O R T

Test Report No. : CGZ3090826-02634-O(3)

23. September 2009
Date of issue

Type / Model..... QRF600, QRF6XX, QRF300, QRF3XX, QRF600-R, QRF300-R

EUT..... QClick

Applicant..... QOMO HiteVision, LLC.

Address..... 28265 Beck Road, Suite C1, Wixom, MI 48393, USA

Telephone..... +1-866-990-7666

Fax..... +1-248-281-1999

Contact..... Weihua Li

Manufacturer..... QOMO HiteVision, LLC.

Address..... 28265 Beck Road, Suite C1, Wixom, MI 48393, USA

Telephone..... +1-866-990-7666

Fax..... +1-248-281-1999

Contact..... Weihua Li

Test report holder..... QOMO HiteVision, LLC.

Address..... 28265 Beck Road, Suite C1, Wixom, MI 48393, USA

Telephone..... +1-866-990-7666

Fax..... +1-248-281-1999

Contact..... Weihua Li

Test Result according to the standards on page 3: **Positive**

The test report merely corresponds to the test sample.

It is not permitted to copy extracts of these test result without the written permission of the test laboratory.



TABLE OF CONTENTS

Description	Page
1 TEST STANDARDS.....	4
2 SUMMARY	4
2.1 GENERAL REMARKS.....	4
2.2 FINAL ASSESSMENT	4
3 EQUIPMENT UNDER TEST	5
3.1 POWER SUPPLY SYSTEM UTILISED	5
3.2 SHORT DESCRIPTION OF THE EQUIPMENT UNDER TEST (EUT)	5
3.3 EUT OPERATION MODE	5
3.4 EUT CONFIGURATION	5
4 TEST ENVIRONMENT	7
4.1 ADDRESS OF THE TEST LABORATORY	7
4.2 TEST FACILITY	7
4.3 ENVIRONMENTAL CONDITIONS	7
4.4 DEFINITIONS OF SYMBOLS USED IN THIS TEST REPORT	7
4.5 STATEMENT OF THE MEASUREMENT UNCERTAINTY	7
4.6 MEASUREMENT UNCERTAINTY.....	8
4.7 TEST DESCRIPTION	8
5 TEST CONDITIONS AND RESULTS	9
5.1 CONDUCTED DISTURBANCE	9
5.2 RADIATED DISTURBANCE (ELECTRIC FIELD)	15
6 DEVIATION TO TEST SPECIFICATIONS	21
7 USED TEST EQUIPMENT.....	22

Copyright of this report is owned by Centre of Testing Service and may not be reproduced other than in full except with the written approval of the issuing Company.

CENTRE OF TESTING SERVICE CO., LTD.

Building F, Dachuang industrial park, No.379, Zhongshan Dadao, Guangzhou, China

Tel: +86-20-85543113 (32 lines)

Fax: +86-20-38780406

Complaint line: +86-20-85533471

E-mail: cts@cts-lab.com.cn

See Reverse For Terms And Conditions of Service



1 TEST STANDARDS

The tests were performed according to following standards:

47 CFR PART 15 July 10, 2008 Radio frequency devices

2 SUMMARY

2.1 GENERAL REMARKS

Date of receipt of test sample	31 August 2009
Testing commenced on	01 September 2009
Testing concluded on	11 September 2009

2.2 FINAL ASSESSMENT

The FCC requirements pertaining to the technical standards and tested operation modes are

- ☒ - fulfilled.
- ☐ - **not** fulfilled.

The equipment under test

- ☒ - fulfils the FCC requirements cited on page 3.
- ☐ - **does not** fulfil the FCC requirements cited on page 3.



3 EQUIPMENT UNDER TEST

3.1 Power supply system utilised

Power supply voltage : ■ DC 5V From USB Port with PC AC 115V/60Hz

3.2 Short description of the Equipment under Test (EUT)

Number of tested samples: 1

Serial number: Prototype

3.3 EUT operation mode

The equipment under test was operated during the measurement under the following conditions:

■ - Standby

Operation mode 1: Standby

3.4 EUT configuration

3.4.1. Description of configuration (EUT)

3.4.1.1. EUT Information

Description	:	QClick
Model Number	:	QRF600
Operation frequency	:	2404.1 ~ 2480.0MHz ISM Band
Radio Technology	:	MSK
Modulation Technology	:	MSK modulation
Antenna	:	Integral antenna, met requirement of FCC 15.203
Antenna Assembly Gain	:	0dBi (maximum)

3.4.1.2. Differences among these models

Product Name	Model Number	Enclose	Color	PCB Layout	Structure	Figure	Button	Component
QClick	QRF600	as sample	Black	as samples	as sample	as sample	as sample	as sample
QClick	QRF6XX	same as the sample	same as the sample	same as the sample	same as the sample	same as the sample	same as the sample	same as the sample
QClick	QRF60-R	same as the sample	same as the sample	same as the sample	same as the sample	same as the sample	same as the sample	same as the sample
QClick	QRF300	same as the sample	same as the sample	same as the sample	same as the sample	same as the sample	same as the sample	same as the sample
QClick	QRF3XX	same as the sample	same as the sample	same as the sample	same as the sample	same as the sample	same as the sample	same as the sample
QClick	QRF300-R	same as the sample	same as the sample	same as the sample	same as the sample	same as the sample	same as the sample	same as the sample

Copyright of this report is owned by Centre of Testing Service and may not be reproduced other than in full except with the written approval of the issuing Company.

CENTRE OF TESTING SERVICE CO., LTD.

Building F, Dachuang industrial park, No.379, Zhongshan Dadao, Guangzhou, China

Tel: +86-20-85543113 (32 lines)

Fax: +86-20-38780406

Complaint line: +86-20-85533471

E-mail: cts@cts-lab.com.cn

See Reverse For Terms And Conditions of Service



3.4.2. Description of configuration (EUT)

3.4.1. Monitor

M/N	:	E7722-f
S/N	:	CN-02W486-64180-3B7-01MP
Manufacturer	:	DELL
D-Sub Cable	:	Shielded, Detachable, 1.8m Add two cores
Power Cord	:	Unshielded, Detachable, 1.8m , 3Pin
FCC ID	:	By DoC

3.4.2. Personal Computer

M/N	:	DIMENSION 4600
S/N	:	CN-OTO486-42940-37M-00XB
Manufacturer	:	DELL
Power Cord	:	Unshielded, Detachable, 1.8m , 3Pin
FCC ID	:	By DoC

3.4.3. Keyboard

M/N	:	SK-8110
S/N	:	CN-07N244-71616-37T-B293
Manufacturer	:	DELL
Data Cable	:	Shielded, Detachable
FCC ID	:	By DoC

3.4.4. Mouse

M/N	:	M-UR69
S/N	:	LNA33029188
Manufacturer	:	DELL
Data Cable	:	Shielded, Detachable, 1.8m
FCC ID	:	By DoC

3.4.5. Printer

M/N	:	LaserJet 2200d
S/N	:	SGKGB50919
Manufacturer	:	HP
Data Cable	:	Shielded, Detachable, 1.8m. 3Pin
FCC ID	:	By DoC

3.4.6. Modem

M/N	:	MT800
S/N	:	421033
Manufacturer	:	HUAWEI
Data Cable	:	Shielded, Detachable, 1.8m , 2Pin
FCC ID	:	By DoC

Copyright of this report is owned by Centre of Testing Service and may not be reproduced other than in full except with the written approval of the issuing Company.

CENTRE OF TESTING SERVICE CO., LTD.

Building F, Dachuang industrial park, No.379, Zhongshan Dadao, Guangzhou, China

Tel: +86-20-85543113 (32 lines)

Fax: +86-20-38780406

Complaint line: +86-20-85533471

E-mail: cts@cts-lab.com.cn

See Reverse For Terms And Conditions of Service



4 TEST ENVIRONMENT

4.1 Address of the test laboratory

Building F, Dachuang industrial park, No.379, Zhongshan Dadao, Guangzhou, China

Tel: +86-20-85543113 (32 lines) Fax: +86-20-38780406

4.2 Test facility

The test facility is recognized, certified, or accredited by the following organizations:

CNAS-Lab Code: L3394

CENTRE OF TESTING SERVICE CO., LTD. has been assessed and proved to be in compliance with CNAS-CL01: 2006 Accreditation Criteria for Testing and Calibration Laboratories (identical to ISO/IEC 17025: 2005 General Requirements) for the Competence of Testing and Calibration Laboratories.

IC-Registration No.: 8374

The 3m Alternate Test Site of CENTRE OF TESTING SERVICE CO., LTD. has been registered by Certification and Engineering Bureau of Industry Canada for the performance of radiated measurements with Registration No. 8374 on June 24, 2009.

FCC-Registration No.: 971995

CENTRE OF TESTING SERVICE CO., LTD., EMC Laboratory has been registered and fully described in a report filed with the FCC (Federal Communications Commission). The acceptance letter from the FCC is maintained in our files. Registration No.791995, July 21, 2009.

4.3 Environmental conditions

During the measurement the environmental conditions were within the listed ranges:

Temperature:	15~35 ° C
Humidity:	25~75 %
Atmospheric pressure:	86~106 kPa

4.4 Definitions of symbols used in this test report

- - The black square indicates that the listed condition, standard or equipment is applicable for this report.
- - The empty square indicates that the listed condition, standard or equipment is **not** applicable for this report.

4.5 Statement of the measurement uncertainty

The data and results referenced in this document are true and accurate. The reader is cautioned that there may be errors within the calibration limits of the equipment and facilities. The measurement uncertainty was calculated for all measurements listed in this test report acc. to CISPR 16 - 4 "Specification for radio disturbance and immunity measuring apparatus and methods – Part 4: Uncertainty in EMC Measurements" and is documented in the CTS quality system acc. to DIN EN ISO/IEC 17025. Furthermore, component and process variability of devices similar to that tested may result in additional deviation. The manufacturer has the sole responsibility of continued compliance of the device.

Copyright of this report is owned by Centre of Testing Service and may not be reproduced other than in full except with the written approval of the issuing Company.

CENTRE OF TESTING SERVICE CO., LTD.

Building F, Dachuang industrial park, No.379, Zhongshan Dadao, Guangzhou, China

Tel: +86-20-85543113 (32 lines)

Fax: +86-20-38780406

Complaint line: +86-20-85533471

E-mail: cts@cts-lab.com.cn

See Reverse For Terms And Conditions of Service



4.6 Measurement Uncertainty

Test Item	Frequency Range	Uncertainty	Note
Conduction disturbance	150kHz~30MHz	$\pm 1.22\text{dB}$	(1)
Power disturbance	30MHz~300MHz	$\pm 1.38\text{dB}$	(1)
Radiation emission (3m)	30MHz~300MHz	$\pm 3.14\text{dB}$	(1)
	300MHz~1000MHz	$\pm 3.18\text{dB}$	(1)

(1). This uncertainty represents an expanded uncertainty expressed at approximately the 95% confidence level using a coverage factor of $k=2$.

4.7 Test Description

4.7.1 Description of Standards and Results

EMISSION		
Description of Test Item	Standard	Results
Conducted Emission Test	47 CFR PART 15 ANSI C63.4-2003	PASS Class B
Radiated Emission Test	47 CFR PART 15 ANSI C63.4-2003	PASS Class B

Copyright of this report is owned by Centre of Testing Service and may not be reproduced other than in full except with the written approval of the issuing Company.

CENTRE OF TESTING SERVICE CO., LTD.

Building F, Dachuang industrial park, No.379, Zhongshan Dadao, Guangzhou, China

Tel: +86-20-85543113 (32 lines)

Fax: +86-20-38780406

Complaint line: +86-20-85533471

E-mail: cts@cts-lab.com.cn

See Reverse For Terms And Conditions of Service



5.1.4 Test result

The requirements are	Fulfilled
Band width	10kHz
Frequency range	0.15 MHz - 30 MHz
Min. limit margin	>3.8 dB at 0.15 - 30 MHz

Remarks: The limits are kept. For detailed results, please see the following page(s).

Copyright of this report is owned by Centre of Testing Service and may not be reproduced other than in full except with the written approval of the issuing Company.

CENTRE OF TESTING SERVICE CO., LTD.

Building F, Dachuang industrial park, No.379, Zhongshan Dadao, Guangzhou, China

Tel: +86-20-85543113 (32 lines)

Fax: +86-20-38780406

Complaint line: +86-20-85533471

E-mail: cts@cts-lab.com.cn

See Reverse For Terms And Conditions of Service



5.1.5 Test protocol

Test point	Va	Result:	■ - passed
Operation mode 1	Standby		□ - not passed
Remarks:			
EUT	QClick		
Firm Name	QOMO HiteVision, LLC.		
Operating Condition	DC 5V From USB Port with PC AC 115V/60Hz		
Test Condition	Ambient Temperature: 25°C Humidity: 56%		
Operator	Roy		
MODE NO.	QRF600, QRF6XX, QRF300, QRF3XX, QRF600-R, QRF300-R		

Level [dBμV]

Frequency [Hz]

×	×	MES	FCC	classB	V_fin	QP	
+	+	MES	FCC	classB	V_fin	AV	
		MES	FCC	classB	V_pre	PK	
		MES	FCC	classB	V_pre	AV	
		LIM	FCC	ClassB	V	QP	FCC ClassB, voltage
		LIM	FCC	ClassB	V	AV	FCC ClassB, voltage

MES

FCC classB V_pre AV

LIM

FCC ClassB, voltage

LIM

FCC ClassB, voltage

Copyright of this report is owned by Centre of Testing Service and may not be reproduced other than in full except with the written approval of the issuing Company.

CENTRE OF TESTING SERVICE CO., LTD.
Building F, Dachuang industrial park, No.379, Zhongshan Dadao, Guangzhou, China
Tel: +86-20-85543113 (32 lines) Fax: +86-20-38780406
Complaint line: +86-20-85533471 E-mail: cts@cts-lab.com.cn

See Reverse For Terms And Conditions of Service



MEASUREMENT RESULT: "FCC classB V_fin QP"

Frequency	Level	Transd	Limit	Margin	Line	PE
MHz	dBμV	dB	dBμV	dB		
0.150000	41.00	10.2	66	25.0	Va	GND
0.151800	40.30	10.2	66	25.6	Va	GND
0.626265	28.80	10.1	56	27.2	Va	GND
0.631285	31.80	10.1	56	24.2	Va	GND
0.991142	32.20	10.1	56	23.8	Va	GND
4.464231	30.40	10.1	56	25.6	Va	GND
4.500020	26.40	10.1	56	29.6	Va	GND
11.966690	30.50	9.9	60	29.5	Va	GND
12.961291	32.90	9.9	60	27.1	Va	GND

MEASUREMENT RESULT: "FCC classB V_fin AV"

Frequency	Level	Transd	Limit	Margin	Line	PE
MHz	dBμV	dB	dBμV	dB		
0.179515	38.50	10.2	55	16.0	Va	GND
0.180954	38.20	10.2	54	16.2	Va	GND
0.269735	37.40	10.2	51	13.7	Va	GND
0.270814	37.20	10.2	51	13.9	Va	GND
0.540266	29.10	10.1	46	16.9	Va	GND
0.542427	27.00	10.1	46	19.0	Va	GND
0.626265	27.20	10.1	46	18.8	Va	GND
0.628770	30.30	10.1	46	15.7	Va	GND
0.897004	25.60	10.1	46	20.4	Va	GND
0.900592	27.80	10.1	46	18.2	Va	GND
0.991142	29.90	10.1	46	16.1	Va	GND
0.995106	21.30	10.1	46	24.7	Va	GND

Copyright of this report is owned by Centre of Testing Service and may not be reproduced other than in full except with the written approval of the issuing Company.

CENTRE OF TESTING SERVICE CO., LTD.

Building F, Dachuang industrial park, No.379, Zhongshan Dadao, Guangzhou, China

Tel: +86-20-85543113 (32 lines)

Fax: +86-20-38780406

Complaint line: +86-20-85533471

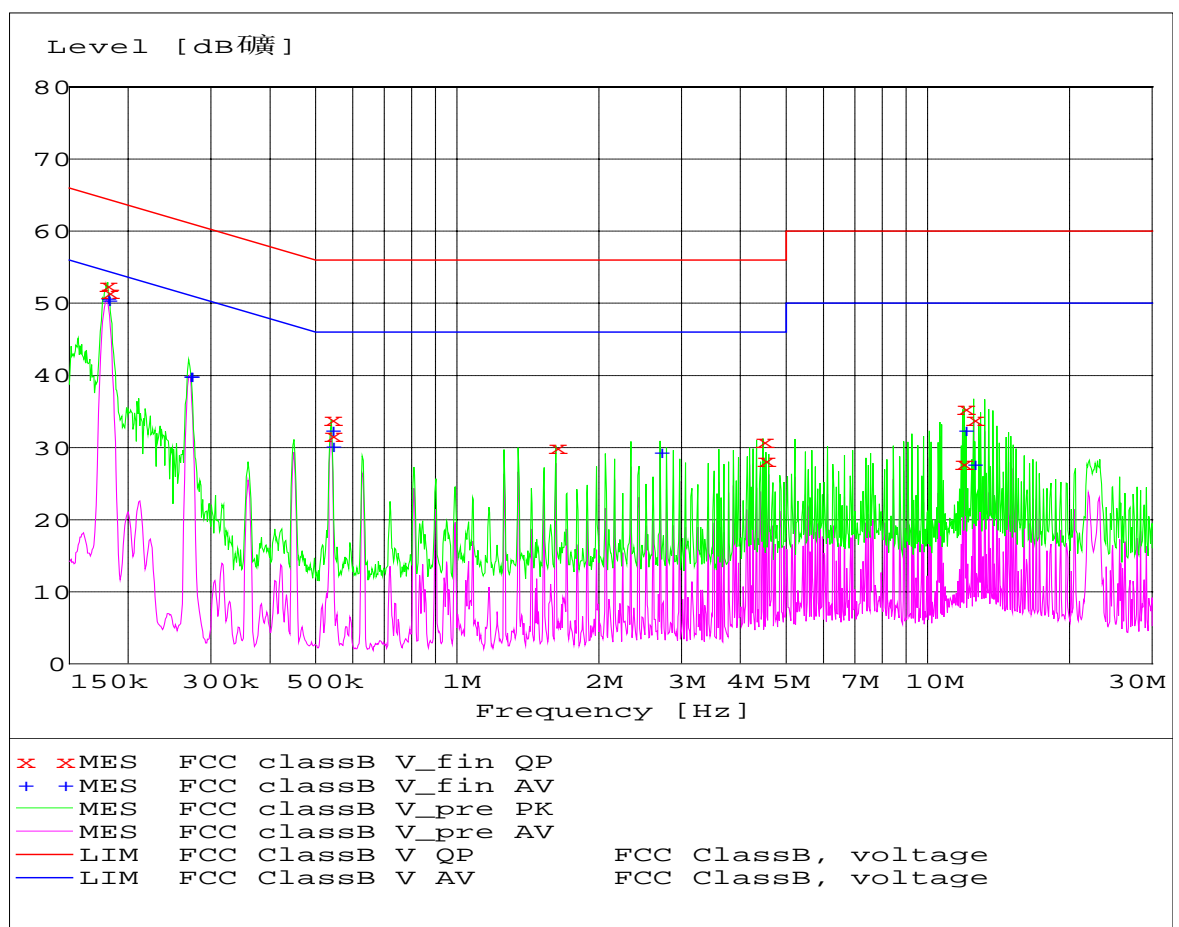
E-mail: cts@cts-lab.com.cn

See Reverse For Terms And Conditions of Service



Test point: Operation mode 1 Remarks:	Vb Standby	Result:	<input checked="" type="checkbox"/> - passed <input type="checkbox"/> - not passed
--	---------------	---------	---

EUT	QClick
Firm Name	QOMO HiteVision, LLC.
Operating Condition	DC 5V From USB Port with PC AC 115V/60Hz
Test Condition	Ambient Temperature: 25°C Humidity: 56%
Operator	Roy
MODE NO.	QRF600, QRF6XX, QRF300, QRF3XX, QRF600-R, QRF300-R



Copyright of this report is owned by Centre of Testing Service and may not be reproduced other than in full except with the written approval of the issuing Company.

CENTRE OF TESTING SERVICE CO., LTD.

Building F, Dachuang industrial park, No.379, Zhongshan Dadao, Guangzhou, China

Tel: +86-20-85543113 (32 lines)

Fax: +86-20-38780406

Complaint line: +86-20-85533471

E-mail: cts@cts-lab.com.cn

See Reverse For Terms And Conditions of Service



MEASUREMENT RESULT: "FCC classB V_fin QP"

Frequency	Level	Transd	Limit	Margin	Line	PE
MHz	dBμV	dB	dBμV	dB		
0.180228	52.50	10.2	65	12.0	Vb	GND
0.181673	51.50	10.2	64	12.9	Vb	GND
0.540266	34.00	10.1	56	22.0	Vb	GND
0.542427	31.70	10.1	56	24.3	Vb	GND
1.619509	30.10	10.1	56	25.9	Vb	GND
4.464231	30.90	10.1	56	25.1	Vb	GND
4.500016	28.30	10.1	56	27.7	Vb	GND
11.871530	27.80	9.9	60	32.2	Vb	GND
11.966692	35.40	9.9	60	24.6	Vb	GND
12.503884	34.00	9.9	60	26.0	Vb	GND

MEASUREMENT RESULT: "FCC classB V_fin AV"

Frequency	Level	Transd	Limit	Margin	Line	PE
MHz	dBμV	dB	dBμV	dB		
0.180233	50.70	10.2	55	3.8	Vb	GND
0.180954	50.40	10.2	54	4.0	Vb	GND
0.269735	39.90	10.2	51	11.2	Vb	GND
0.270814	39.80	10.2	51	11.3	Vb	GND
0.540266	32.40	10.1	46	13.6	Vb	GND
0.542427	30.20	10.1	46	15.8	Vb	GND
2.699598	29.30	10.1	46	16.7	Vb	GND
11.966692	32.40	9.9	50	17.6	Vb	GND
12.503884	27.60	9.9	50	22.4	Vb	GND

Copyright of this report is owned by Centre of Testing Service and may not be reproduced other than in full except with the written approval of the issuing Company.

CENTRE OF TESTING SERVICE CO., LTD.

Building F, Dachuang industrial park, No.379, Zhongshan Dadao, Guangzhou, China

Tel: +86-20-85543113 (32 lines)

Fax: +86-20-38780406

Complaint line: +86-20-85533471

E-mail: cts@cts-lab.com.cn

See Reverse For Terms And Conditions of Service

5.2 Radiated disturbance (Electric field)

For test instruments and accessories used see section 6 part 6.1.

5.2.1 Description of the test location

Test location : Semi-Anechoic chamber

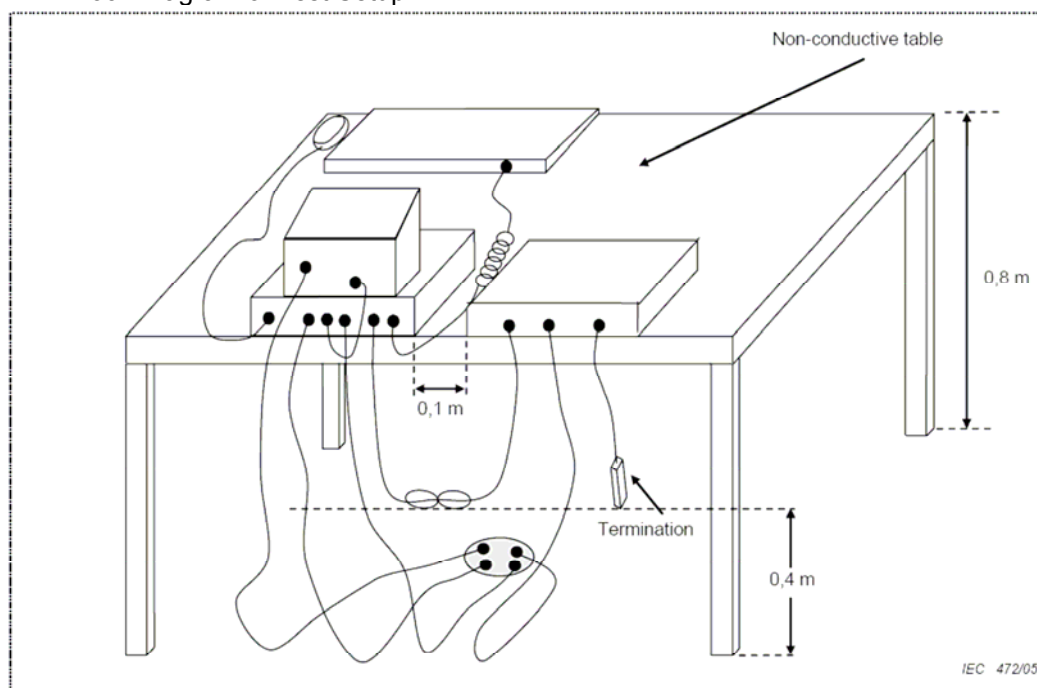
Test disturbance: 3 Meter

5.2.2 Description of the test set-up

5.2.2.1 Operating Condition

The EUT is engraving during the test, and the results of the maximum emanation are recorded

5.2.2.2 Block Diagram of Test Setup



5.2.3 Limits of disturbance (FCC Class B)

Frequency (MHz)	Distance (Meters)	Field Strengths Limits (dB μ V/m)
30 ~ 88	3	40
88 ~ 216	3	43.5
216 ~ 960	3	46
960 ~ 1000	3	54

Note: (1) The tighter limit shall apply at the edge between two frequency bands.

(2) Distance refers to the distance in meters between the test instrument antenna and the closest point of any part of the E.U.T.

Copyright of this report is owned by Centre of Testing Service and may not be reproduced other than in full except with the written approval of the issuing Company.

CENTRE OF TESTING SERVICE CO., LTD.

Building F, Dachuang industrial park, No.379, Zhongshan Dadao, Guangzhou, China

Tel: +86-20-85543113 (32 lines)

Fax: +86-20-38780406

Complaint line: +86-20-85533471

E-mail: cts@cts-lab.com.cn

See Reverse For Terms And Conditions of Service



5.2.4 Test result

The requirements are	Fulfilled
Band width	120kHz
Frequency range	30 MHz - 1000 MHz
Min. limit margin	>9.52 dB at 30MHz - 1000 MHz

Remarks: The limits are kept. For detailed results, please see the following page(s).

Copyright of this report is owned by Centre of Testing Service and may not be reproduced other than in full except with the written approval of the issuing Company.

CENTRE OF TESTING SERVICE CO., LTD.

Building F, Dachuang industrial park, No.379, Zhongshan Dadao, Guangzhou, China

Tel: +86-20-85543113 (32 lines)

Fax: +86-20-38780406

Complaint line: +86-20-85533471

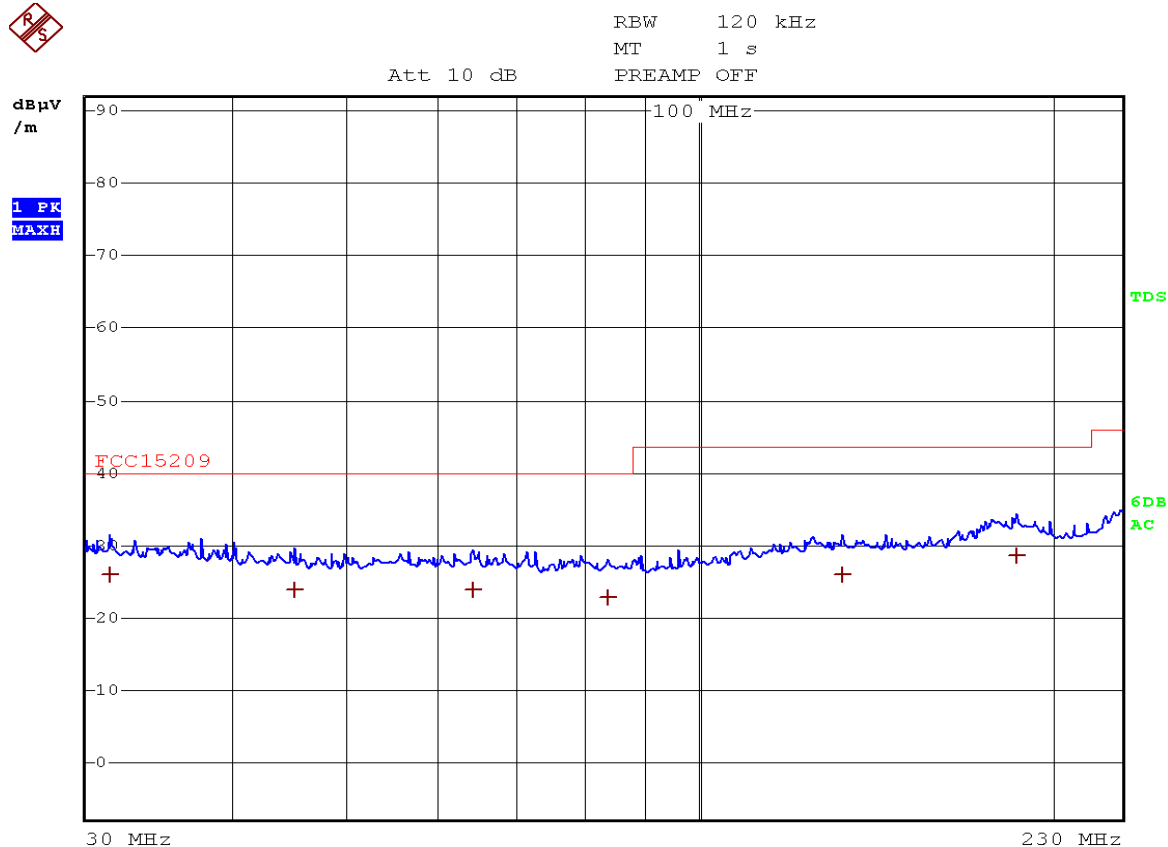
E-mail: cts@cts-lab.com.cn

See Reverse For Terms And Conditions of Service



5.2.5 Test protocol

Test point: Operation mode 1 Remarks:	Horizontal Standby	Result:	<input checked="" type="checkbox"/> - passed <input type="checkbox"/> - not passed
EUT	QClick		
Firm Name	QOMO HiteVision, LLC.		
Operating Condition	DC 5V From USB Port with PC AC 115V/60Hz		
Test Condition	Ambient Temperature: 25°C Humidity: 56%		
Operator	Roy		
MODE NO.	QRF600, QRF6XX, QRF300, QRF3XX, QRF600-R, QRF300-R		



TRACE	FREQUENCY	LEVEL dBμV/m	DELTA LIMIT dB
Quasi Peak	31.52 MHz	25.96	-14.03
Quasi Peak	45.2 MHz	24.01	-15.98
Quasi Peak	64.28 MHz	24.00	-15.99
Quasi Peak	83.6 MHz	22.95	-17.04
Quasi Peak	132.88 MHz	25.86	-17.63
Quasi Peak	186.92 MHz	28.59	-14.90

1. Emission level=Read level + Factor
2. Factor= Antenna factor + Cable loss

Copyright of this report is owned by Centre of Testing Service and may not be reproduced other than in full except with the written approval of the issuing Company.

CENTRE OF TESTING SERVICE CO., LTD.

Building F, Dachuang industrial park, No.379, Zhongshan Dadao, Guangzhou, China

Tel: +86-20-85543113 (32 lines)

Fax: +86-20-38780406

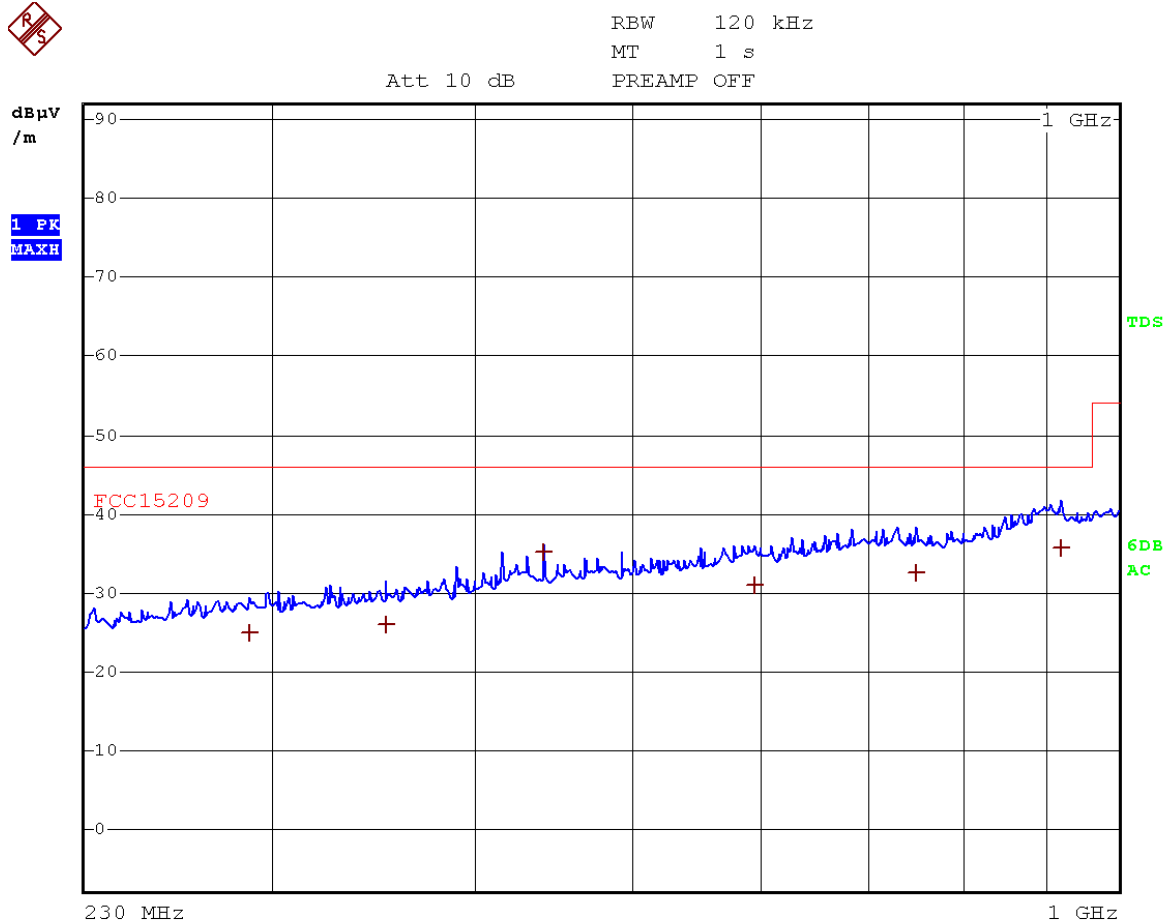
Complaint line: +86-20-85533471

E-mail: cts@cts-lab.com.cn

See Reverse For Terms And Conditions of Service



EUT	QClick
Firm Name	QOMO HiteVision, LLC.
Operating Condition	DC 5V From USB Port with PC AC 115V/60Hz
Test Condition	Ambient Temperature: 25°C Humidity: 56%
Operator	Roy
MODE NO.	QRF600, QRF6XX, QRF300, QRF3XX, QRF600-R, QRF300-R



TRACE	FREQUENCY	LEVEL dBμV/m	DELTA LIMIT dB
Quasi Peak	290.56 MHz	24.82	-21.17
Quasi Peak	352.84 MHz	26.03	-19.96
Quasi Peak	442 MHz	35.17	-10.82
Quasi Peak	595.52 MHz	30.91	-15.08
Quasi Peak	750.6 MHz	32.49	-13.51
Quasi Peak	920.12 MHz	35.77	-10.22

1. Emission level=Read level + Factor
2. Factor= Antenna factor + Cable loss

Copyright of this report is owned by Centre of Testing Service and may not be reproduced other than in full except with the written approval of the issuing Company.

CENTRE OF TESTING SERVICE CO., LTD.

Building F, Dachuang industrial park, No.379, Zhongshan Dadao, Guangzhou, China

Tel: +86-20-85543113 (32 lines)

Fax: +86-20-38780406

Complaint line: +86-20-85533471

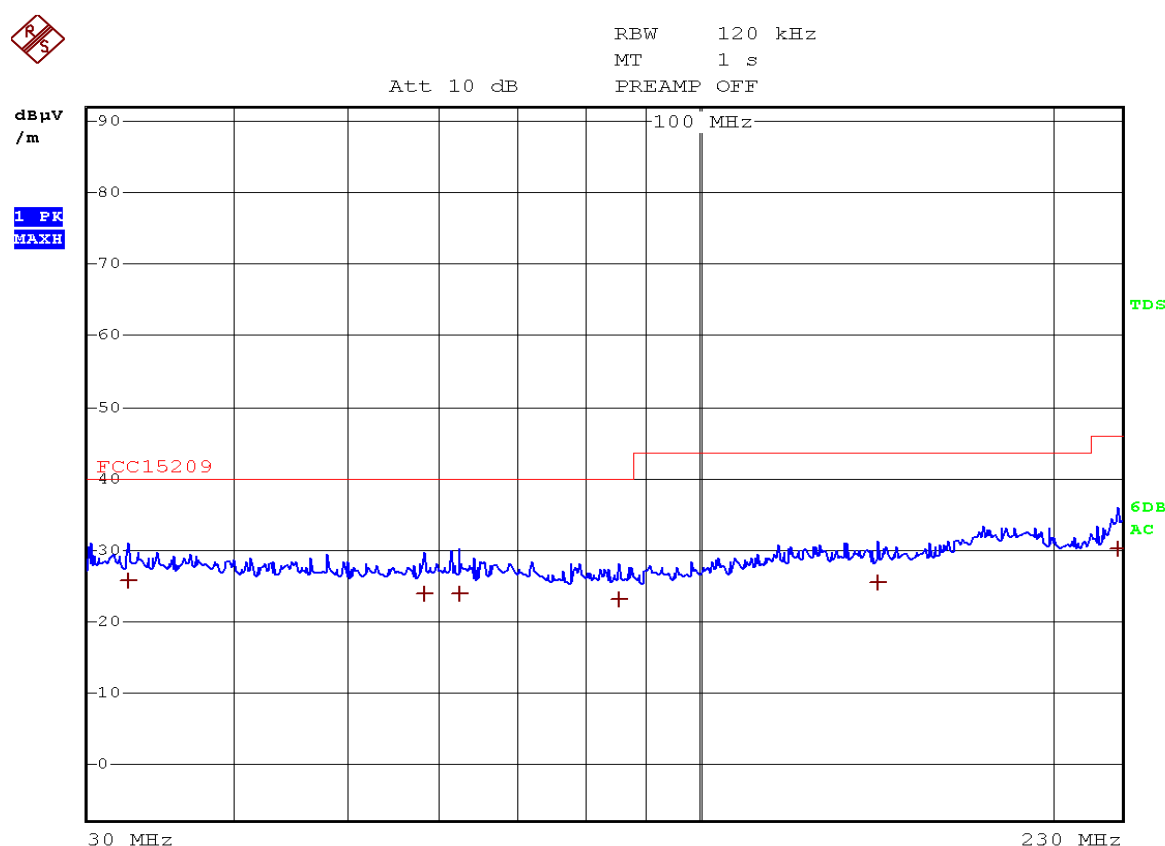
E-mail: cts@cts-lab.com.cn

See Reverse For Terms And Conditions of Service



Test point: Operation mode 1	Vertical Standby	Result:	■ - passed □ - not passed
Remarks:			

EUT	QClick
Firm Name	QOMO HiteVision, LLC.
Operating Condition	DC 5V From USB Port with PC AC 115V/60Hz
Test Condition	Ambient Temperature: 25°C Humidity: 56%
Operator	Roy
MODE NO.	QRF600, QRF6XX, QRF300, QRF3XX, QRF600-R, QRF300-R



TRACE	FREQUENCY	LEVEL dBμV/m	DELTA LIMIT dB
Quasi Peak	32.56 MHz	25.83	-14.16
Quasi Peak	58.12 MHz	23.90	-16.09
Quasi Peak	62.44 MHz	23.99	-16.00
Quasi Peak	85.6 MHz	23.09	-16.90
Quasi Peak	142.04 MHz	25.40	-18.09
Quasi Peak	228.32 MHz	30.15	-15.84

1. Emission level=Read level + Factor
2. Factor= Antenna factor + Cable loss

Copyright of this report is owned by Centre of Testing Service and may not be reproduced other than in full except with the written approval of the issuing Company.

CENTRE OF TESTING SERVICE CO., LTD.

Building F, Dachuang industrial park, No.379, Zhongshan Dadao, Guangzhou, China

Tel: +86-20-85543113 (32 lines)

Fax: +86-20-38780406

Complaint line: +86-20-85533471

E-mail: cts@cts-lab.com.cn

See Reverse For Terms And Conditions of Service



EUT	QClick
Firm Name	QOMO HiteVision, LLC.
Operating Condition	DC 5V From USB Port with PC AC 115V/60Hz
Test Condition	Ambient Temperature: 25°C Humidity: 56%
Operator	Roy
MODE NO.	QRF600, QRF6XX, QRF300, QRF3XX, QRF600-R, QRF300-R

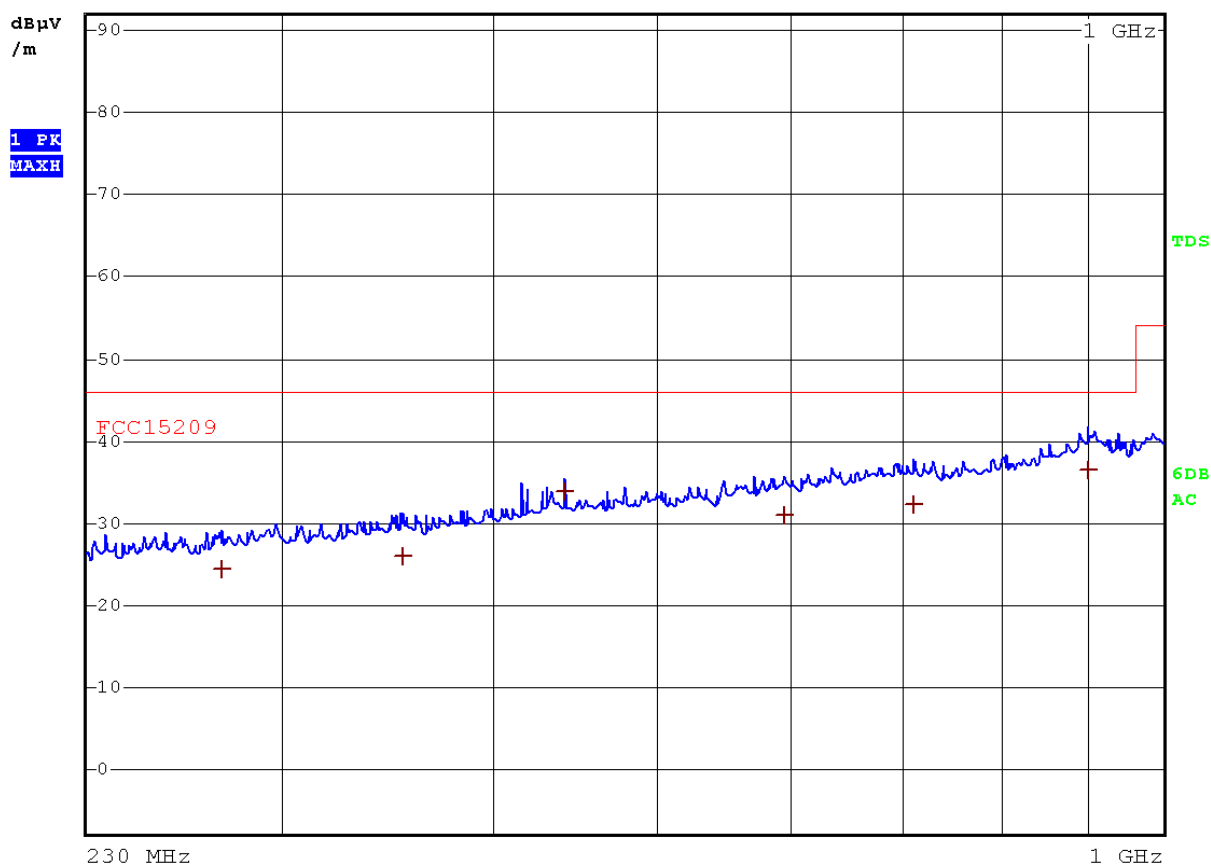


RBW 120 kHz

MT 1 s

Att 10 dB

PREAMP OFF



TRACE	FREQUENCY	LEVEL dBμV/m	DELTA LIMIT dB
Quasi Peak	277 MHz	24.43	-21.57
Quasi Peak	354.28 MHz	26.08	-19.91
Quasi Peak	441.96 MHz	33.76	-12.23
Quasi Peak	595.44 MHz	30.87	-15.12
Quasi Peak	710.6 MHz	32.39	-13.60
Quasi Peak	901.36 MHz	36.47	-9.52

1. Emission level=Read level + Factor
2. Factor= Antenna factor + Cable loss

Copyright of this report is owned by Centre of Testing Service and may not be reproduced other than in full except with the written approval of the issuing Company.

CENTRE OF TESTING SERVICE CO., LTD.

Building F, Dachuang industrial park, No.379, Zhongshan Dadao, Guangzhou, China

Tel: +86-20-85543113 (32 lines)

Fax: +86-20-38780406

Complaint line: +86-20-85533471

E-mail: cts@cts-lab.com.cn

See Reverse For Terms And Conditions of Service



6 Deviation to test specifications

[NONE]

Normative references

1. **47 CFR PART 15 July 10,2008**
Radio Frequency Devices
2. **CISPR 22 : 2005**
Limits and Methods of Measurement of Radio Interference Characteristics of Information Technology Equipment
3. **ANSI C 63.4 : 2003**
American National Standard for Methods of Measurement of Radio-Noise Emission from Low-Voltage Electrical and Electronic Equipment in the Range of 9 kHz to 40 GHz.

Copyright of this report is owned by Centre of Testing Service and may not be reproduced other than in full except with the written approval of the issuing Company.

CENTRE OF TESTING SERVICE CO., LTD.

Building F, Dachuang industrial park, No.379, Zhongshan Dadao, Guangzhou, China

Tel: +86-20-85543113 (32 lines)

Fax: +86-20-38780406

Complaint line: +86-20-85533471

E-mail: cts@cts-lab.com.cn

See Reverse For Terms And Conditions of Service



7 USED TEST EQUIPMENT

6.1

Radiated disturbance (Electric field)					
Item	Test Equipment	Manufacturer	Model No.	Serial No.	Last Cal.
1	EMI Test Receiver	ROHDE & SCHWARZ	ESCI	100868	2008/12
2	Biconical Antenna	ROHDE & SCHWARZ	HK116	100221	2008/12
3	Log per Antenna	ROHDE & SCHWARZ	HL223	100226	2008/12
4	Log per Antenna	ROHDE & SCHWARZ	HL050	100186	2008/12

6.2

Conducted Disturbance					
Item	Test Equipment	Manufacturer	Model No.	Serial No.	Last Cal.
1	EMI Test Receiver	ROHDE & SCHWARZ	ESHS10	842884/012	2008/12
2	Artificial Mains	ROHDE & SCHWARZ	ESH3-Z5	832479/025	2008/12
3	Artificial Mains	ROHDE & SCHWARZ	ESH3-Z5	832479/026	2008/12
4	Pulse Limiter	ROHDE & SCHWARZ	ESHSZ2	100301	2008/12
5	EMI Test Software	ROHDE & SCHWARZ	ESK1	N/A	2008/12

Copyright of this report is owned by Centre of Testing Service and may not be reproduced other than in full except with the written approval of the issuing Company.

CENTRE OF TESTING SERVICE CO., LTD.

Building F, Dachuang industrial park, No.379, Zhongshan Dadao, Guangzhou, China

Tel: +86-20-85543113 (32 lines)

Fax: +86-20-38780406

Complaint line: +86-20-85533471

E-mail: cts@cts-lab.com.cn

See Reverse For Terms And Conditions of Service