

FRONT VIEW

WITH NO EXTERNAL SENSOR ADAPTER

ECOLINK INTELLIGENT TECHNOLOGY, INC.

FLOOD AND FREEZE SENSOR

MODEL: WST-620v2

FCC SUBPART B AND C; RSS-210 AND RSS-GEN – RADIATED EMISSIONS – BELOW 1 GHz

**PHOTOGRAPH SHOWING THE EUT CONFIGURATION
FOR MAXIMUM EMISSIONS**



REAR VIEW

WITH NO EXTERNAL SENSOR ADAPTER


ECOLINK INTELLIGENT TECHNOLOGY, INC.

FLOOD AND FREEZE SENSOR

MODEL: WST-620v2

FCC SUBPART B AND C; RSS-210 AND RSS-GEN – RADIATED EMISSIONS – BELOW 1 GHz

**PHOTOGRAPH SHOWING THE EUT CONFIGURATION
FOR MAXIMUM EMISSIONS**



FRONT VIEW

WITH NO EXTERNAL SENSOR ADAPTER


ECOLINK INTELLIGENT TECHNOLOGY, INC.

FLOOD AND FREEZE SENSOR

MODEL: WST-620v2

FCC SUBPART B AND C; RSS-210 AND RSS-GEN – RADIATED EMISSIONS – ABOVE 1 GHz

**PHOTOGRAPH SHOWING THE EUT CONFIGURATION
FOR MAXIMUM EMISSIONS**



REAR VIEW

WITH NO EXTERNAL SENSOR ADAPTER

ECOLINK INTELLIGENT TECHNOLOGY, INC.

FLOOD AND FREEZE SENSOR

MODEL: WST-620v2

FCC SUBPART B AND C; RSS-210 AND RSS-GEN – RADIATED EMISSIONS – ABOVE 1 GHz

**PHOTOGRAPH SHOWING THE EUT CONFIGURATION
FOR MAXIMUM EMISSIONS**



FRONT VIEW

WITH EXTERNAL SENSOR ADAPTER


ECOLINK INTELLIGENT TECHNOLOGY, INC.

FLOOD AND FREEZE SENSOR

MODEL: WST-620v2

FCC SUBPART B AND C; RSS-210 AND RSS-GEN – RADIATED EMISSIONS – BELOW 1 GHz

**PHOTOGRAPH SHOWING THE EUT CONFIGURATION
FOR MAXIMUM EMISSIONS**



REAR VIEW

WITH EXTERNAL SENSOR ADAPTER


ECOLINK INTELLIGENT TECHNOLOGY, INC.

FLOOD AND FREEZE SENSOR

MODEL: WST-620v2

FCC SUBPART B AND C; RSS-210 AND RSS-GEN – RADIATED EMISSIONS – BELOW 1 GHz

**PHOTOGRAPH SHOWING THE EUT CONFIGURATION
FOR MAXIMUM EMISSIONS**



FRONT VIEW

WITH EXTERNAL SENSOR ADAPTER


ECOLINK INTELLIGENT TECHNOLOGY, INC.

FLOOD AND FREEZE SENSOR

MODEL: WST-620v2

FCC SUBPART B AND C; RSS-210 AND RSS-GEN – RADIATED EMISSIONS – ABOVE 1 GHz

**PHOTOGRAPH SHOWING THE EUT CONFIGURATION
FOR MAXIMUM EMISSIONS**



REAR VIEW

WITH EXTERNAL SENSOR ADAPTER

ECOLINK INTELLIGENT TECHNOLOGY, INC.

FLOOD AND FREEZE SENSOR

MODEL: WST-620v2

FCC SUBPART B AND C; RSS-210 AND RSS-GEN – RADIATED EMISSIONS – ABOVE 1 GHz

**PHOTOGRAPH SHOWING THE EUT CONFIGURATION
FOR MAXIMUM EMISSIONS**