

11. SETUP PHOTOS


RADIATED EMISSION CONFIGURATION – X ORIENTATION




RADIATED EMISSION CONFIGURATION – Y ORIENTATION




RADIATED EMISSION CONFIGURATION – Z ORIENTATION



RADIATED EMISSION BELOW 30 MHz




RADIATED EMISSION ABOVE 30 MHz



Conducted AC Measurement Setup



Near Field Measurements



END OF REPORT