

SETUP PHOTOS


RADIATED EMISSION CONFIGURATION – X ORIENTATION



RADIATED EMISSION CONFIGURATION – Y ORIENTATION




RADIATED EMISSION CONFIGURATION – Z ORIENTATION




RADIATED EMISSION BELOW 30 MHz



RADIATED EMISSION ABOVE 30 MHz



Near Field Measurements



END OF REPORT