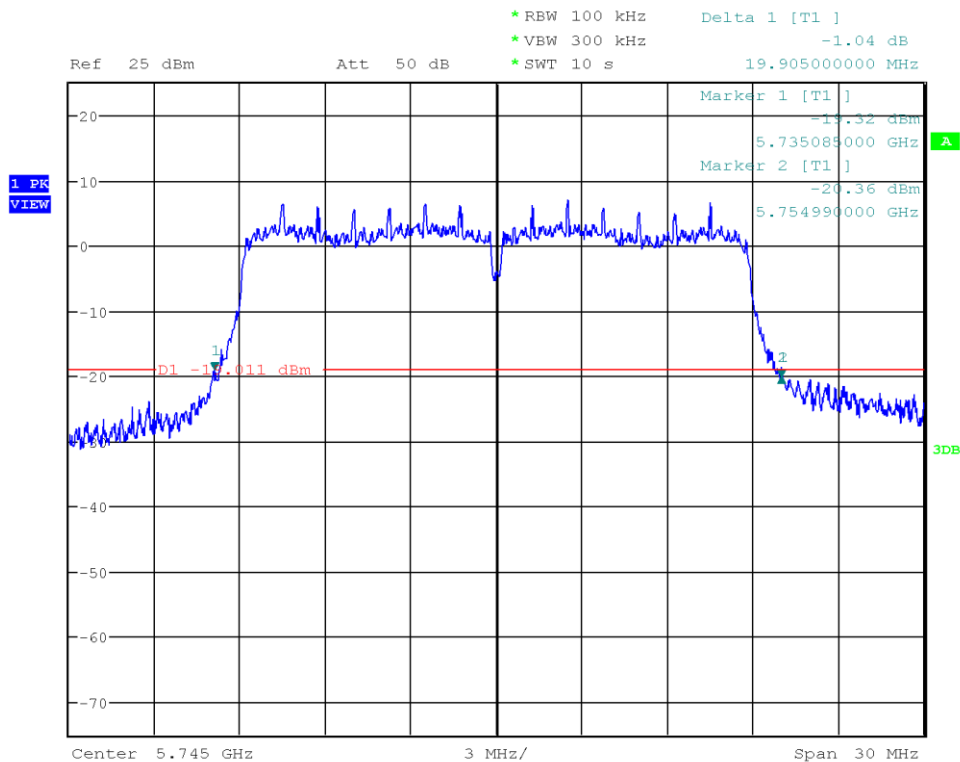


## 26 dB Bandwidth

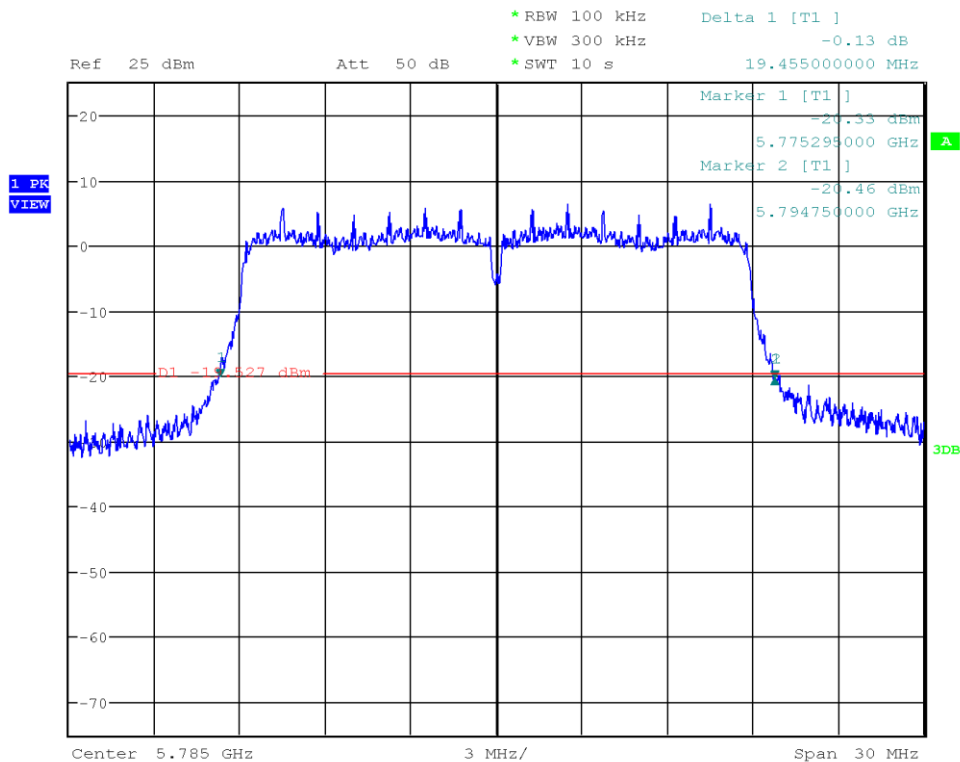
Project Number: G0M-2302-1881  
 Applicant: u-blox AG  
 Model Description: Host-based multiradio module  
 Model: MAYA-W276-00B  
 Test Sample ID: 43225  
 Reference Standards: FCC 15.407, RSS-247  
 Reference Method: ANSI C63.10:2013, Section 11.8.1 Option 1  
 Operational Mode: IEEE 802.11n (HT20), Channel: 149, 5745 MHz  
 Operating Conditions: Tnom/Vnom  
 Operator: Radwan Jaafar  
 Test Site: Eurofins Product Service GmbH  
 Test Date: 2023-06-07  
 Note: HT20, Bit rate= MCS 0  
 Lower Frequency [MHz]: 5735.085  
 Upper Frequency [MHz]: 5754.990  
 26 dB Bandwidth [MHz]: 19.905



Date: 7.JUN.2023 12:10:33

## 26 dB Bandwidth

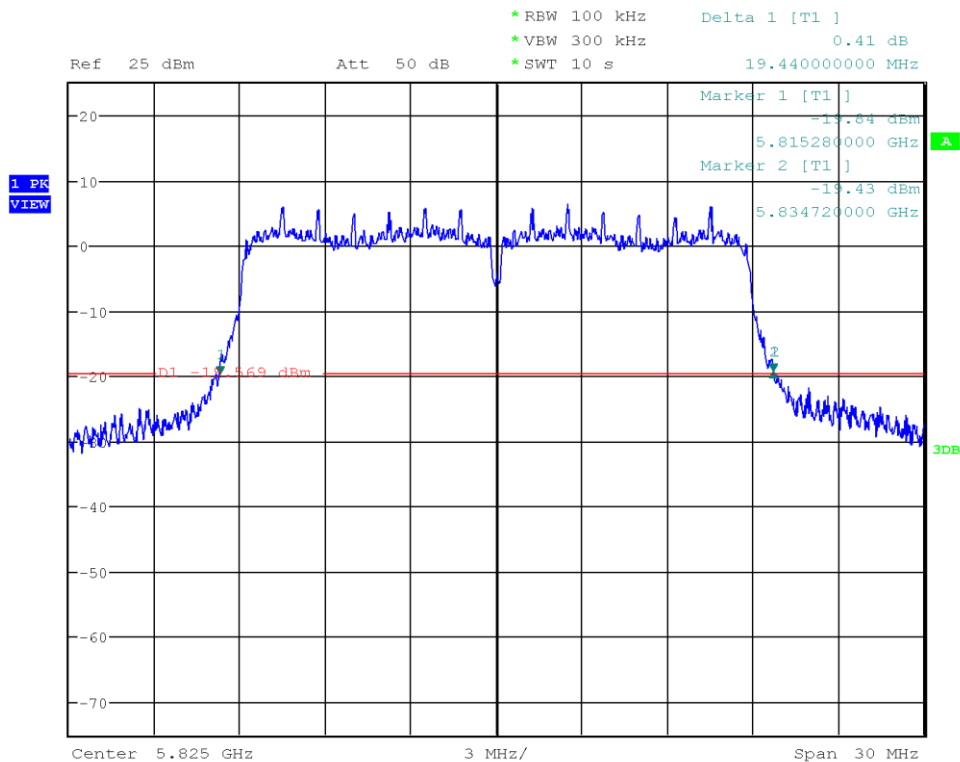
Project Number: G0M-2302-1881  
 Applicant: u-blox AG  
 Model Description: Host-based multiradio module  
 Model: MAYA-W276-00B  
 Test Sample ID: 43225  
 Reference Standards: FCC 15.407, RSS-247  
 Reference Method: ANSI C63.10:2013, Section 11.8.1 Option 1  
 Operational Mode: IEEE 802.11n (HT20), Channel: 157, 5785 MHz  
 Operating Conditions: Tnom/Vnom  
 Operator: Radwan Jaafar  
 Test Site: Eurofins Product Service GmbH  
 Test Date: 2023-06-07  
 Note: HT20, Bit rate= MCS 0  
 Lower Frequency [MHz]: 5775.295  
 Upper Frequency [MHz]: 5794.750  
 26 dB Bandwidth [MHz]: 19.455



Date: 7.JUN.2023 12:11:43

## 26 dB Bandwidth

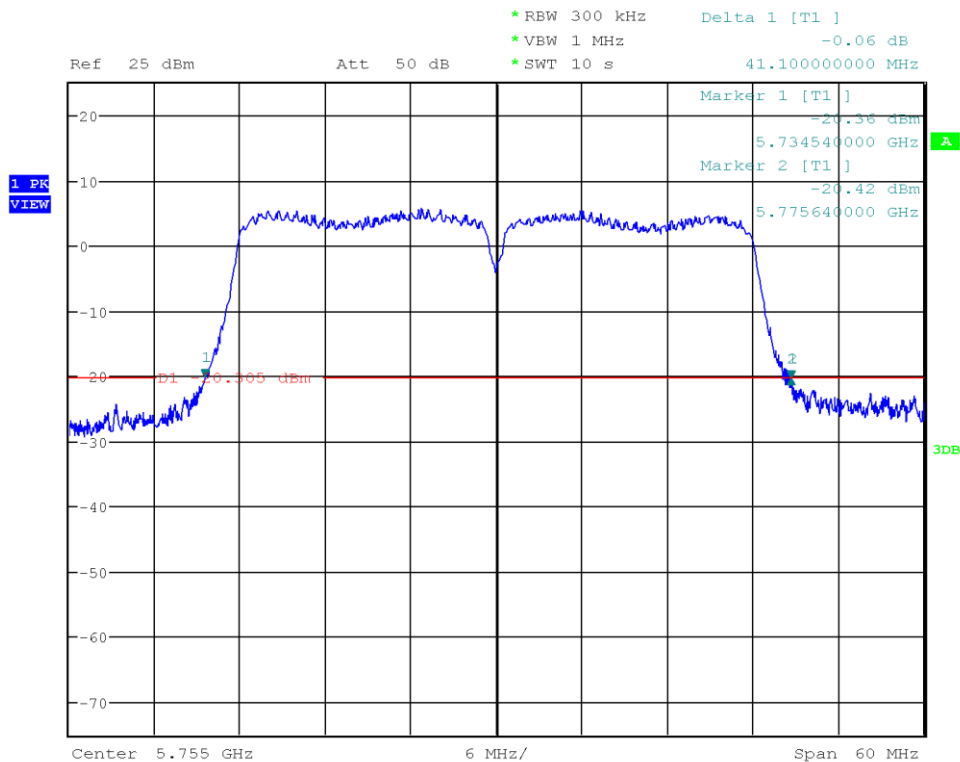
Project Number: G0M-2302-1881  
 Applicant: u-blox AG  
 Model Description: Host-based multiradio module  
 Model: MAYA-W276-00B  
 Test Sample ID: 43225  
 Reference Standards: FCC 15.407, RSS-247  
 Reference Method: ANSI C63.10:2013, Section 11.8.1 Option 1  
 Operational Mode: IEEE 802.11n (HT20), Channel: 165, 5825 MHz  
 Operating Conditions: Tnom/Vnom  
 Operator: Radwan Jaafar  
 Test Site: Eurofins Product Service GmbH  
 Test Date: 2023-06-07  
 Note: HT20, Bit rate= MCS 0  
 Lower Frequency [MHz]: 5815.280  
 Upper Frequency [MHz]: 5834.720  
 26 dB Bandwidth [MHz]: 19.440



Date: 7.JUN.2023 12:12:55

## 26 dB Bandwidth

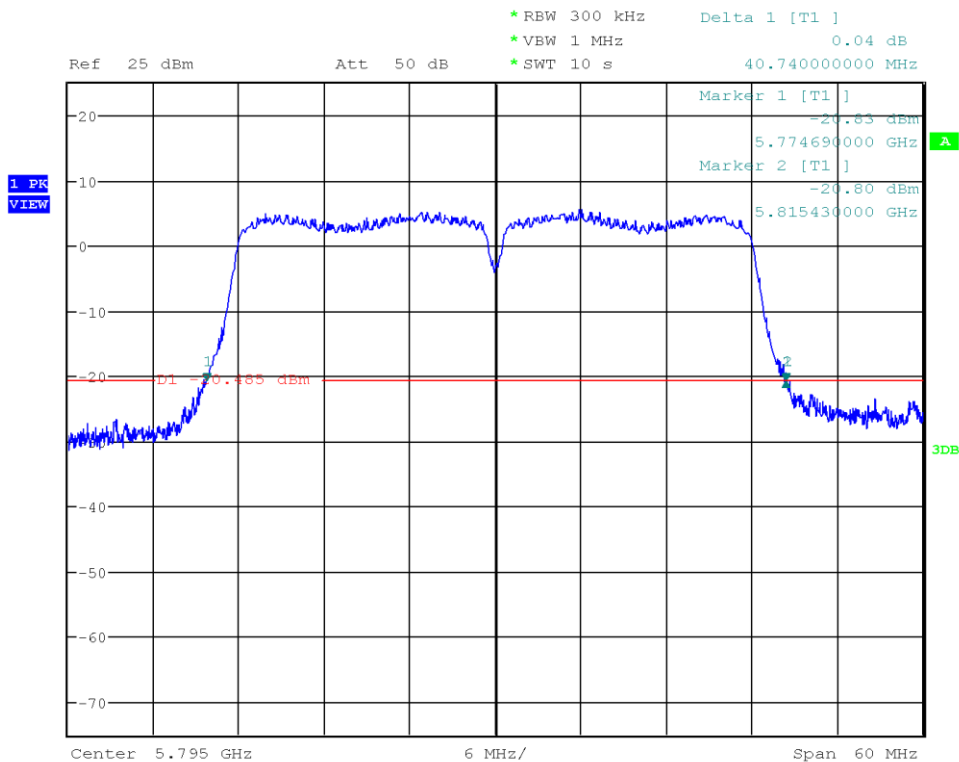
Project Number: G0M-2302-1881  
 Applicant: u-blox AG  
 Model Description: Host-based multiradio module  
 Model: MAYA-W276-00B  
 Test Sample ID: 43225  
 Reference Standards: FCC 15.407, RSS-247  
 Reference Method: ANSI C63.10:2013, Section 11.8.1 Option 1  
 Operational Mode: IEEE 802.11n (HT40), Channel: 151, 5755 MHz  
 Operating Conditions: Tnom/Vnom  
 Operator: Radwan Jaafar  
 Test Site: Eurofins Product Service GmbH  
 Test Date: 2023-06-07  
 Note: HT40, Bit rate= MCS 0  
 Lower Frequency [MHz]: 5734.540  
 Upper Frequency [MHz]: 5775.640  
 26 dB Bandwidth [MHz]: 41.100



Date: 7.JUN.2023 12:21:18

## 26 dB Bandwidth

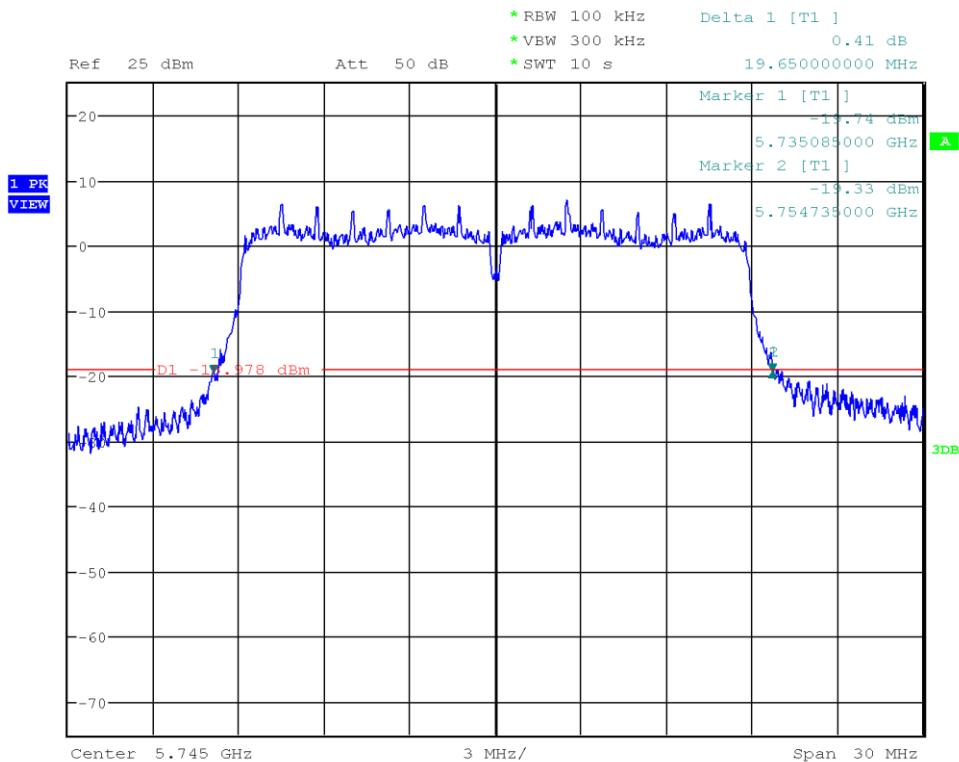
Project Number: G0M-2302-1881  
 Applicant: u-blox AG  
 Model Description: Host-based multiradio module  
 Model: MAYA-W276-00B  
 Test Sample ID: 43225  
 Reference Standards: FCC 15.407, RSS-247  
 Reference Method: ANSI C63.10:2013, Section 11.8.1 Option 1  
 Operational Mode: IEEE 802.11n (HT40), Channel: 159, 5795 MHz  
 Operating Conditions: Tnom/Vnom  
 Operator: Radwan Jaafar  
 Test Site: Eurofins Product Service GmbH  
 Test Date: 2023-06-07  
 Note: HT40, Bit rate= MCS 0  
 Lower Frequency [MHz]: 5774.690  
 Upper Frequency [MHz]: 5815.430  
 26 dB Bandwidth [MHz]: 40.740



Date: 7.JUN.2023 12:22:47

## 26 dB Bandwidth

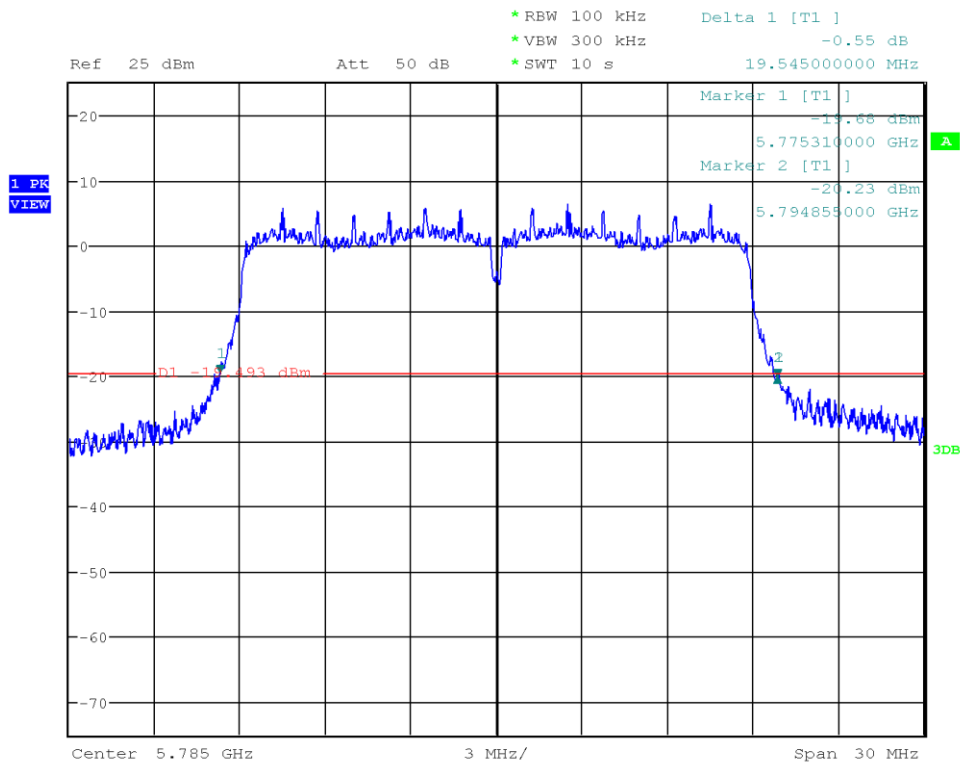
Project Number: G0M-2302-1881  
 Applicant: u-blox AG  
 Model Description: Host-based multiradio module  
 Model: MAYA-W276-00B  
 Test Sample ID: 43225  
 Reference Standards: FCC 15.407, RSS-247  
 Reference Method: ANSI C63.10:2013, Section 11.8.1 Option 1  
 Operational Mode: IEEE 802.11ac (VHT20), Channel: 149, 5745 MHz  
 Operating Conditions: Tnom/Vnom  
 Operator: Radwan Jaafar  
 Test Site: Eurofins Product Service GmbH  
 Test Date: 2023-06-07  
 Note: VHT20, Bit rate= MCS 0  
 Lower Frequency [MHz]: 5735.085  
 Upper Frequency [MHz]: 5754.735  
 26 dB Bandwidth [MHz]: 19.650



Date: 7.JUN.2023 12:25:56

## 26 dB Bandwidth

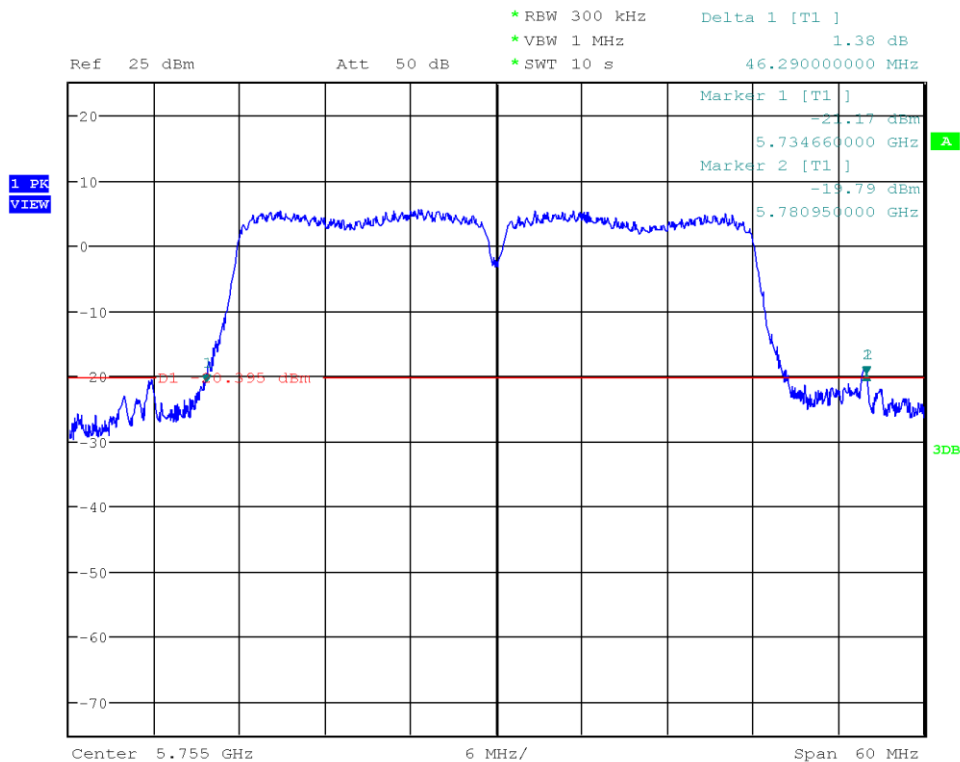
Project Number: G0M-2302-1881  
 Applicant: u-blox AG  
 Model Description: Host-based multiradio module  
 Model: MAYA-W276-00B  
 Test Sample ID: 43225  
 Reference Standards: FCC 15.407, RSS-247  
 Reference Method: ANSI C63.10:2013, Section 11.8.1 Option 1  
 Operational Mode: IEEE 802.11ac (VHT20), Channel: 157, 5785 MHz  
 Operating Conditions: Tnom/Vnom  
 Operator: Radwan Jaafar  
 Test Site: Eurofins Product Service GmbH  
 Test Date: 2023-06-07  
 Note: VHT20, Bit rate= MCS 0  
 Lower Frequency [MHz]: 5775.310  
 Upper Frequency [MHz]: 5794.855  
 26 dB Bandwidth [MHz]: 19.545



Date: 7.JUN.2023 12:27:29

## 26 dB Bandwidth

Project Number: G0M-2302-1881  
 Applicant: u-blox AG  
 Model Description: Host-based multiradio module  
 Model: MAYA-W276-00B  
 Test Sample ID: 43225  
 Reference Standards: FCC 15.407, RSS-247  
 Reference Method: ANSI C63.10:2013, Section 11.8.1 Option 1  
 Operational Mode: IEEE 802.11ac (VHT20), Channel: 165, 5825 MHz  
 Operating Conditions: Tnom/Vnom  
 Operator: Radwan Jaafar  
 Test Site: Eurofins Product Service GmbH  
 Test Date: 2023-06-07  
 Note: VHT20, Bit rate= MCS 0  
 Lower Frequency [MHz]: 5815.130  
 Upper Frequency [MHz]: 5834.720  
 26 dB Bandwidth [MHz]: 19.590

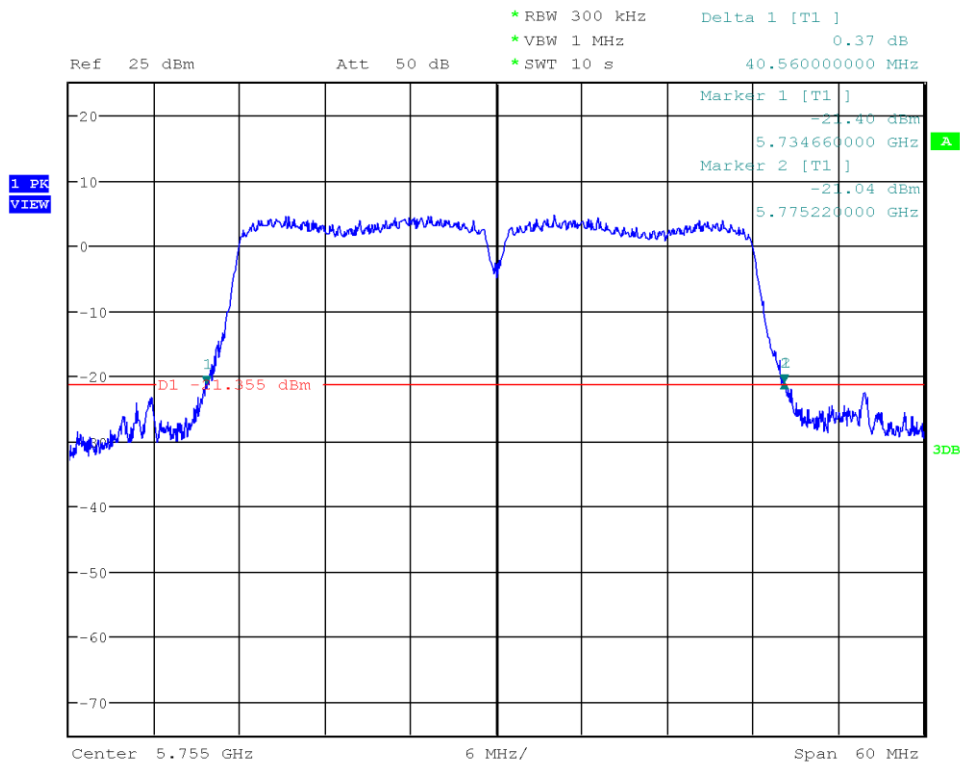


Date: 7.JUN.2023 12:33:16



## 26 dB Bandwidth

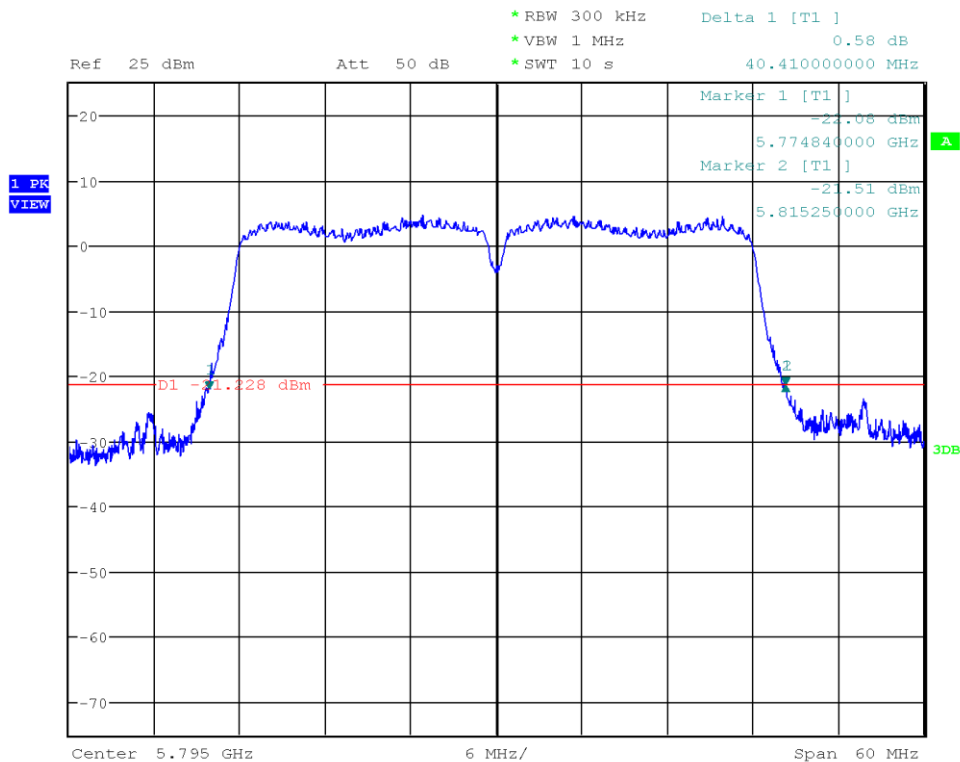
Project Number: G0M-2302-1881  
 Applicant: u-blox AG  
 Model Description: Host-based multiradio module  
 Model: MAYA-W276-00B  
 Test Sample ID: 43225  
 Reference Standards: FCC 15.407, RSS-247  
 Reference Method: ANSI C63.10:2013, Section 11.8.1 Option 1  
 Operational Mode: IEEE 802.11ac (VHT40), Channel: 151, 5755 MHz  
 Operating Conditions: Tnom/Vnom  
 Operator: Radwan Jaafar  
 Test Site: Eurofins Product Service GmbH  
 Test Date: 2023-06-07  
 Note: VHT40, Bit rate= MCS 0  
 Lower Frequency [MHz]: 5734.660  
 Upper Frequency [MHz]: 5775.220  
 26 dB Bandwidth [MHz]: 40.560



Date: 7.JUN.2023 12:34:23

## 26 dB Bandwidth

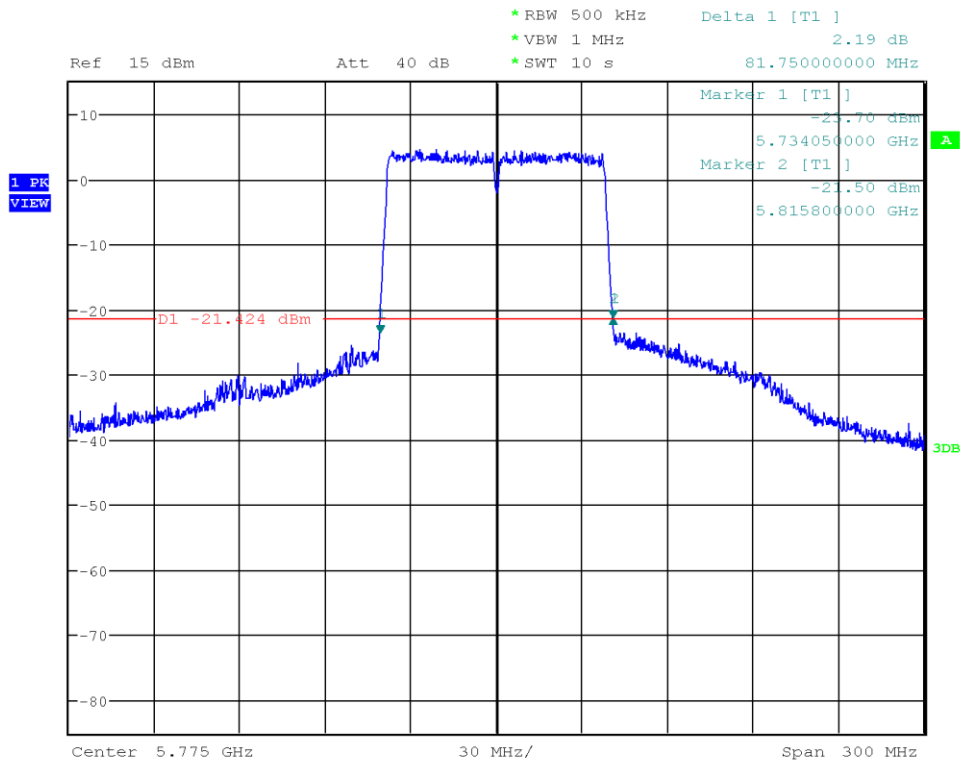
Project Number: G0M-2302-1881  
 Applicant: u-blox AG  
 Model Description: Host-based multiradio module  
 Model: MAYA-W276-00B  
 Test Sample ID: 43225  
 Reference Standards: FCC 15.407, RSS-247  
 Reference Method: ANSI C63.10:2013, Section 11.8.1 Option 1  
 Operational Mode: IEEE 802.11ac (VHT40), Channel: 159, 5795 MHz  
 Operating Conditions: Tnom/Vnom  
 Operator: Radwan Jaafar  
 Test Site: Eurofins Product Service GmbH  
 Test Date: 2023-06-07  
 Note: VHT40, Bit rate= MCS 0  
 Lower Frequency [MHz]: 5774.840  
 Upper Frequency [MHz]: 5815.250  
 26 dB Bandwidth [MHz]: 40.410



Date: 7.JUN.2023 12:35:40

## 26 dB Bandwidth

Project Number: G0M-2302-1881  
 Applicant: u-blox AG  
 Model Description: Host-based multiradio module  
 Model: MAYA-W276-00B  
 Test Sample ID: 43225  
 Reference Standards: FCC 15.407, RSS-247  
 Reference Method: ANSI C63.10:2013, Section 11.8.1 Option 1  
 Operational Mode: IEEE 802.11ac (VHT80), Channel: 155, 5775 MHz  
 Operating Conditions: Tnom/Vnom  
 Operator: Radwan Jaafar  
 Test Site: Eurofins Product Service GmbH  
 Test Date: 2023-06-07  
 Note: VHT80, Bit rate= MCS 1  
 Lower Frequency [MHz]: 5734.050  
 Upper Frequency [MHz]: 5815.800  
 26 dB Bandwidth [MHz]: 81.750



Date: 7.JUN.2023 12:41:04

### 3.3 Test Conditions and Results - Maximum output power

#### 3.3.1 Information

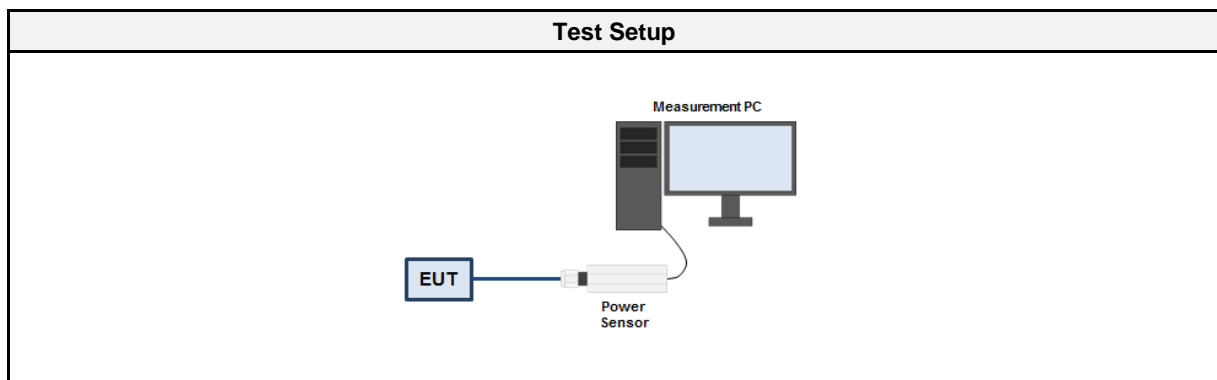
Test Information	
Reference	FCC 15.407(a)
Measurement Method	KDB 789033 E
Operator	Radwan Jaafar
Date	2023-06-07
Measurement uncertainty	±1.59 %
Note	Power level set according to section 1.9 Power Setting. Worst cases were considered.

#### 3.3.2 Limits

Limits			
Frequency band	Condition	Power limit	Maximum antenna gain <sup>1</sup>
5150 - 5250 MHz	Access point, indoor	1 W/30 dBm	6 dBi
5150 - 5250 MHz	Access point, outdoor	1 W/30 dBm	6 dBi
5150 - 5250 MHz	Access point, fixed point to point	1 W/30 dBm	23 dBi
5150 - 5250 MHz	Client	250 mW/24 dBm	6 dBi
5250 - 5350 MHz	-	Minimum of 250 mW/24 dBm or 11 dBm + 10*Log <sub>10</sub> (BW <sup>3</sup> )	6 dBi
5470 - 5725 MHz	-	Minimum of 250 mW/24 dBm or 11 dBm + 10*Log <sub>10</sub> (BW <sup>3</sup> )	6 dBi
5725 - 5850 MHz	-	1 W/30 dBm <sup>2</sup>	6 dBi

Note 1: The maximum output power must be reduced by the amount in dB that the gain exceeds the maximum allowed gain  
 Note 2: Fixed point to point applications are excluded from power reduction according to Note 1  
 Note 3: BW is the 26 dB bandwidth in MHz

#### 3.3.3 Setup



#### 3.3.4 Equipment

Test Equipment					
Description	Manufacturer	Model	Identifier	Cal. Date	Cal. Due
Power sensor	ETS-Lindgren	7002-006	EF00934	2022-07	2023-07

3.3.5 Procedure

Test Procedure	
1.	One wide band power sensor is connected to each antenna port of the EUT
1.	EUT transmitter is activated in test mode under normal conditions
2.	The output power is measured simultaneously at all antenna ports
3.	The maximum power level is determined

3.3.6 Results

Test Results - 5150 - 5250 MHz						
Mode	Channel	Frequency [MHz]	Nominal BW [MHz]	Power [dBm]	Limit [dBm]	Verdict
OFDM	36	5180	20	16.8	24	PASS
OFDM	40	5200	20	19.4	24	PASS
OFDM	48	5240	20	19.5	24	PASS
HT20	36	5180	20	16.8	24	PASS
HT20	40	5200	20	19.5	24	PASS
HT20	48	5240	20	19.4	24	PASS
HT40	36+40	5190	40	15.7	24	PASS
HT40	44+48	5230	40	19.3	24	PASS
VHT20	36	5180	20	16.8	24	PASS
VHT20	40	5200	20	19.5	24	PASS
VHT20	48	5240	20	19.4	24	PASS
VHT40	36+40	5190	40	15.6	24	PASS
VHT40	44+48	5230	40	19.3	24	PASS
VHT80	36+40+44+48	5210	80	13.3	24	PASS

Test Results - 5250 - 5350 MHz						
Mode	Channel	Frequency [MHz]	Nominal BW [MHz]	Power [dBm]	Limit [dBm]	Verdict
OFDM	52	5260	20	18.9	23.8	PASS
OFDM	56	5280	20	18.9	23.8	PASS
OFDM	64	5320	20	16.4	23.8	PASS
HT20	52	5260	20	18.9	23.8	PASS
HT20	56	5280	20	18.8	23.8	PASS
HT20	64	5320	20	16.3	23.8	PASS
HT40	52+56	5270	40	18.8	24	PASS
HT40	60+64	5310	40	13	24	PASS
VHT20	52	5260	20	18.7	23.8	PASS
VHT20	56	5280	20	18.6	23.8	PASS
VHT20	64	5320	20	16.3	23.8	PASS
VHT40	52+56	5270	40	18.5	24	PASS
VHT40	60+64	5310	40	13	24	PASS
VHT80	52+56+60+64	5290	80	13	24	PASS

Test Results - 5470 - 5725 MHz						
Mode	Channel	Frequency [MHz]	Nominal BW [MHz]	Power [dBm]	Limit [dBm]	Verdict
OFDM	100	5500	20	16	23.8	PASS
OFDM	120	5600	20	17.8	23.8	PASS
OFDM	144	5720	20	15.1	23.8	PASS
HT20	100	5500	20	16	23.9	PASS
HT20	120	5600	20	17.7	23.9	PASS
HT20	144	5720	20	15	23.9	PASS
HT40	100+104	5510	40	10.7	24	PASS
HT40	116+120	5590	40	17.8	24	PASS
HT40	140+144	5710	40	14.3	24	PASS
VHT20	100	5500	20	16.1	23.9	PASS
VHT20	120	5600	20	18	23.9	PASS
VHT20	144	5720	20	15.1	23.9	PASS
VHT40	100+104	5510	40	10.7	24	PASS
VHT40	116+120	5590	40	17.8	24	PASS
VHT40	140+144	5710	40	14.2	24	PASS
VHT80	100+104+108+112	5530	80	10.8	24	PASS
VHT80	116+120+124+128	5610	80	15	24	PASS
VHT80	132+136+140+144	5690	80	14.5	24	PASS

Test Results - 5725 - 5850 MHz						
Mode	Channel	Frequency [MHz]	Nominal BW [MHz]	Power [dBm]	Limit [dBm]	Verdict
OFDM	149	5745	20	15.8	30	PASS
OFDM	157	5785	20	18.5	30	PASS
OFDM	165	5825	20	18.7	30	PASS
HT20	149	5745	20	15.8	30	PASS
HT20	157	5785	20	18.5	30	PASS
HT20	165	5825	20	18.6	30	PASS
HT40	149+153	5755	40	15.6	30	PASS
HT40	157+161	5795	40	18.2	30	PASS
VHT20	149	5745	20	15.8	30	PASS
VHT20	157	5785	20	18.4	30	PASS
VHT20	165	5825	20	18.7	30	PASS
VHT40	149+153	5755	40	15.6	30	PASS
VHT40	157+161	5795	40	18.3	30	PASS
VHT80	149+153+157+161	5775	80	15.5	30	PASS

### 3.4 Test Conditions and Results - Power spectral density

#### 3.4.1 Information


Test Information	
Reference	FCC 15.407(a)
Measurement Method	KDB 789033 F
Operator	Radwan Jaafar
Date	2023-06-08
Measurement uncertainty	±2.86 %
Note	Power level set according to section 1.9 Power Setting. Worst cases were considered.

#### 3.4.2 Limits

Limits			
Frequency band	Condition	PSD limit	Maximum antenna gain <sup>1</sup>
5150 - 5250 MHz	Access point, indoor	17 dBm/MHz	6 dBi
5150 - 5250 MHz	Access point, outdoor	17 dBm/MHz	6 dBi
5150 - 5250 MHz	Access point, fixed point to point	17 dBm/MHz	23 dBi
5150 - 5250 MHz	Client	11 dBm/MHz	6 dBi
5250 - 5350 MHz	All devices	11 dBm/MHz	6 dBi
5470 - 5725 MHz	All devices	11 dBm/MHz	6 dBi
5725 - 5850 MHz	All devices	30 dBm/500 kHz	6 dBi

Note 1: The power density limit must be reduced by the amount in dB that the gain exceeds the maximum allowed gain

#### 3.4.3 Setup



#### 3.4.4 Equipment

Test Equipment					
Description	Manufacturer	Model	Identifier	Cal. Date	Cal. Due
Spectrum Analyzer	R&S	FSU 26	EF01003	2022-07	2023-07

## 3.4.5 Procedure

<b>Test Procedure</b>	
1.	EUT transmitter is activated in test mode under normal conditions
2.	The spectrum analyzer is set to rms detection with a span over the emission bandwidth
3.	The resolution bandwidth is set to 1 MHz / 500 kHz and video bandwidth to $\geq 3$ MHz
4.	The number of sweep points is set $\geq 2 \times \text{span} / \text{RBW}$ and the sweep time is set to auto
5.	Trace averaging is set to 100
6.	The maximum of the emission envelope is determined
7.	The duty cycle ( $10 \times \text{Log}_{10}(1/\text{duty cycle})$ ) correction is added to the measurement result



## 3.4.6 Results

Test Results - 5150 - 5250 MHz						
Mode	Channel	Frequency [MHz]	Nominal BW [MHz]	PSD [dBm/RBW]	Limit [dBm/MHz]	Verdict
OFDM	36	5180	20	5.183	11	PASS
OFDM	40	5200	20	7.675	11	PASS
OFDM	48	5240	20	7.202	11	PASS
HT20	36	5180	20	5.333	11	PASS
HT20	40	5200	20	7.515	11	PASS
HT20	48	5240	20	6.935	11	PASS
HT40	36+40	5190	40	-1.222	11	PASS
HT40	44+48	5230	40	4.111	11	PASS
VHT20	36	5180	20	5.188	11	PASS
VHT20	40	5200	20	7.491	11	PASS
VHT20	48	5240	20	6.965	11	PASS
VHT40	36+40	5190	40	-1.259	11	PASS
VHT40	44+48	5230	40	4.071	11	PASS
VHT80	36+40+44+48	5210	80	-4.721	11	PASS

RBW= 1 MHz

Test Results - 5250 - 5350 MHz						
Mode	Channel	Frequency [MHz]	Nominal BW [MHz]	PSD [dBm/RBW]	Limit [dBm/RBW]	Verdict
OFDM	52	5260	20	7.123	11	PASS
OFDM	56	5280	20	7.014	11	PASS
OFDM	64	5320	20	4.116	11	PASS
HT20	52	5260	20	6.830	11	PASS
HT20	56	5280	20	6.767	11	PASS
HT20	64	5320	20	4.708	11	PASS
HT40	52+56	5270	40	3.736	11	PASS
HT40	60+64	5310	40	-1.680	11	PASS
VHT20	52	5260	20	6.873	11	PASS
VHT20	56	5280	20	6.855	11	PASS
VHT20	64	5320	20	4.569	11	PASS
VHT40	52+56	5270	40	3.773	11	PASS
VHT40	60+64	5310	40	-1.461	11	PASS
VHT80	52+56+60+64	5290	80	-4.808	11	PASS

RBW= 1 MHz

Test Results - 5470 - 5725 MHz						
Mode	Channel	Frequency [MHz]	Nominal BW [MHz]	PSD [dBm/RBW]	Limit [dBm/RBW]	Verdict
OFDM	100	5500	20	3.458	11	PASS
OFDM	120	5600	20	6.349	11	PASS
OFDM	144	5720	20	3.076	11	PASS
HT20	100	5500	20	3.887	11	PASS
HT20	120	5600	20	6.030	11	PASS
HT20	144	5720	20	3.280	11	PASS
HT40	100+104	5510	40	-3.881	11	PASS
HT40	116+120	5590	40	3.000	11	PASS
HT40	140+144	5710	40	-0.280	11	PASS
VHT20	100	5500	20	3.977	11	PASS
VHT20	120	5600	20	6.023	11	PASS
VHT20	144	5720	20	3.241	11	PASS
VHT40	100+104	5510	40	-4.161	11	PASS
VHT40	116+120	5590	40	3.013	11	PASS
VHT40	140+144	5710	40	0.289	11	PASS
VHT80	100+104+108+112	5530	80	-6.941	11	PASS
VHT80	116+120+124+128	5610	80	-2.703	11	PASS
VHT80	132+136+140+144	5690	80	-3.187	11	PASS

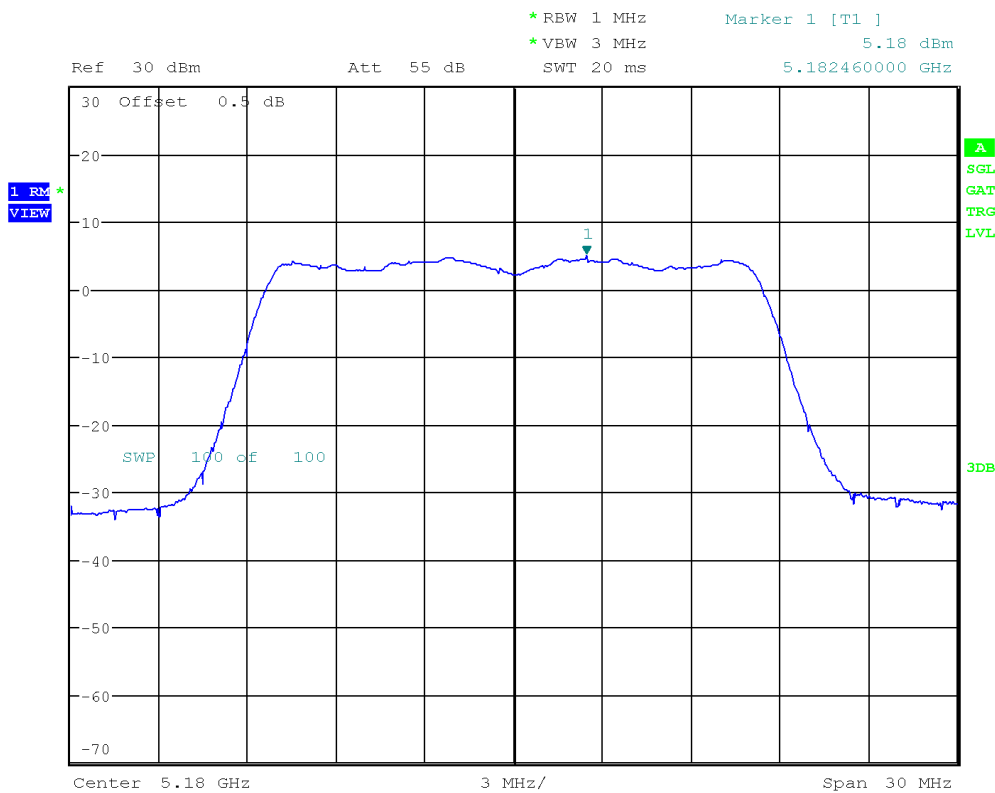
RBW= 1 MHz

Test Results - 5725 - 5850 MHz						
Mode	Channel	Frequency [MHz]	Nominal BW [MHz]	PSD [dBm/RBW]	Limit [dBm/RBW]	Verdict
OFDM	149	5745	20	2.031	30	PASS
OFDM	157	5785	20	3.984	30	PASS
OFDM	165	5825	20	3.991	30	PASS
HT20	149	5745	20	2.154	30	PASS
HT20	157	5785	20	3.619	30	PASS
HT20	165	5825	20	3.676	30	PASS
HT40	149+153	5755	40	-1.045	30	PASS
HT40	157+161	5795	40	0.478	30	PASS
VHT20	149	5745	20	2.239	30	PASS
VHT20	157	5785	20	3.692	30	PASS
VHT20	165	5825	20	3.658	30	PASS
VHT40	149+153	5755	40	-0.650	30	PASS
VHT40	157+161	5795	40	0.391	30	PASS
VHT80	149+153+157+161	5775	80	-4.486	30	PASS

RBW= 0.5 MHz

### Maximum Power Spectral Density

Project Number: G0M-2302-1881  
 Applicant: u-blox AG  
 Model Description: Host-based multiradio module  
 Model: MAYA-W276-00B  
 Test Sample ID: 44052  
 Reference Standards: FCC 15.407, RSS-247  
 Reference Method: ANSI C63.10:2013, Section 12.5; KDB 789033 v02r02, Section F  
 Operational Mode: IEEE 802.11a, Channel: 36, 5180 MHz  
 Operating Conditions: Tnom/Vnom  
 Operator: Radwan Jaafar  
 Test Site: Eurofins Product Service GmbH  
 Test Date: 2023-08-11  
 Number of Antenna Ports: 1  
 Note: Bit rate = 9 Mbps, Power level = 17  
 Maximum Frequency [MHz]: 5182.460  
 Spectral Density [dBm/RBW]: 5.183  
 Resolution Bandwidth [MHz]: 1



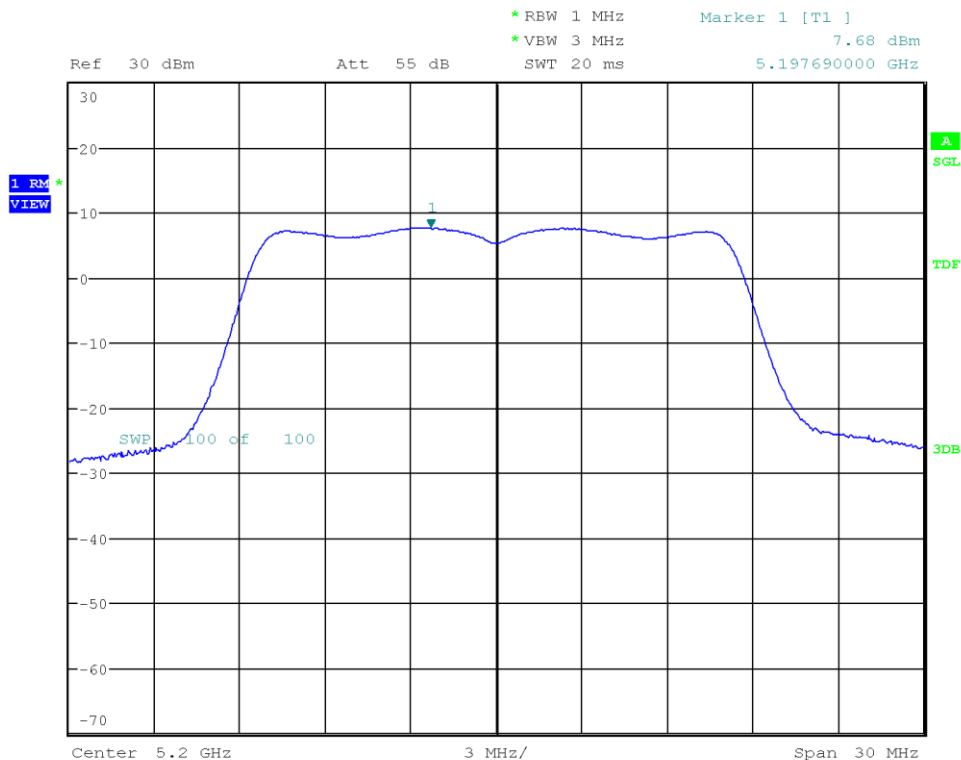
Date: 11.AUG.2023 10:46:55

Test Report No.: G0M-2302-1881-TFC407WF-W276-V03

Eurofins Product Service GmbH  
 Storkower Str. 38c, D-15526 Reichenwalde, Germany

### Maximum Power Spectral Density

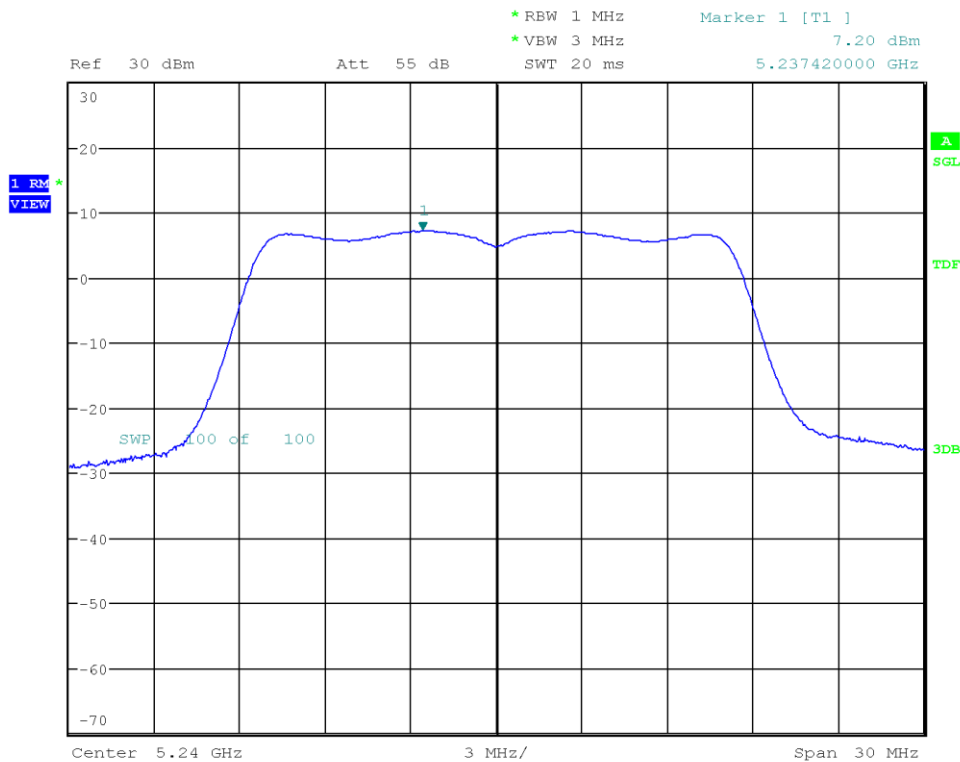
Project Number: G0M-2302-1881  
 Applicant: u-blox AG  
 Model Description: Host-based multiradio module  
 Model: MAYA-W276-00B  
 Test Sample ID: 44052  
 Reference Standards: FCC 15.407, RSS-247  
 Reference Method: ANSI C63.10:2013, Section 12.5; KDB 789033 v02r02, Section F  
 Operational Mode: IEEE 802.11a, Channel: 40, 5200 MHz  
 Operating Conditions: Tnom/Vnom  
 Operator: Radwan Jaafar  
 Test Site: Eurofins Product Service GmbH  
 Test Date: 2023-06-08  
 Number of Antenna Ports: 1  
 Note: Bit rate= 9 Mbps, Power Level =19  
 Maximum Frequency [MHz]: 5197.690  
 Spectral Density [dBm/RBW]: 7.675  
 Resolution Bandwidth [MHz]: 1



Date: 8.JUN.2023 12:51:14

### Maximum Power Spectral Density

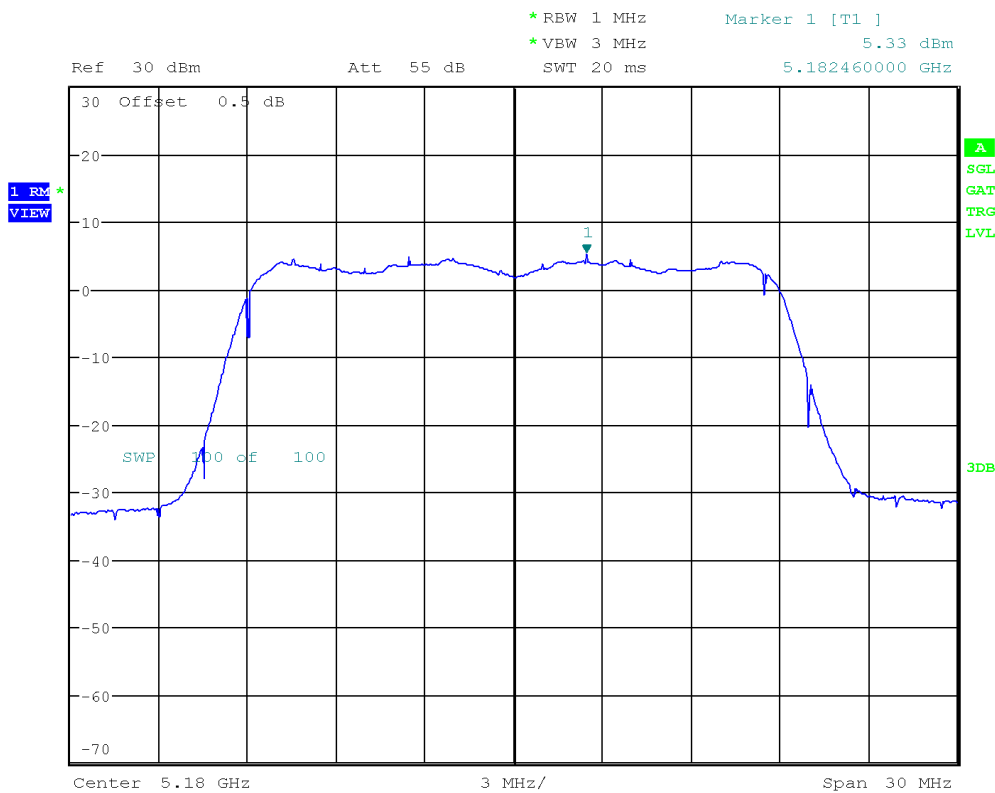
Project Number: G0M-2302-1881  
 Applicant: u-blox AG  
 Model Description: Host-based multiradio module  
 Model: MAYA-W276-00B  
 Test Sample ID: 44052  
 Reference Standards: FCC 15.407, RSS-247  
 Reference Method: ANSI C63.10:2013, Section 12.5; KDB 789033 v02r02, Section F  
 Operational Mode: IEEE 802.11a, Channel: 48, 5240 MHz  
 Operating Conditions: Tnom/Vnom  
 Operator: Radwan Jaafar  
 Test Site: Eurofins Product Service GmbH  
 Test Date: 2023-06-08  
 Number of Antenna Ports: 1  
 Note: Bit rate= 9 Mbps, Power Level =19  
 Maximum Frequency [MHz]: 5237.420  
 Spectral Density [dBm/RBW]: 7.202  
 Resolution Bandwidth [MHz]: 1



Date: 8.JUN.2023 12:52:36

### Maximum Power Spectral Density

Project Number: G0M-2302-1881  
 Applicant: u-blox AG  
 Model Description: Host-based multiradio module  
 Model: MAYA-W276-00B  
 Test Sample ID: 44052  
 Reference Standards: FCC 15.407, RSS-247  
 Reference Method: ANSI C63.10:2013, Section 12.5; KDB 789033 v02r02, Section F  
 Operational Mode: IEEE 802.11n (HT20), Channel: 36, 5180 MHz  
 Operating Conditions: Tnom/Vnom  
 Operator: Radwan Jaafar  
 Test Site: Eurofins Product Service GmbH  
 Test Date: 2023-08-11  
 Number of Antenna Ports: 1  
 Note: Bit rate = 9 Mbps, Power level = 17  
 Maximum Frequency [MHz]: 5182.460  
 Spectral Density [dBm/RBW]: 5.333  
 Resolution Bandwidth [MHz]: 1



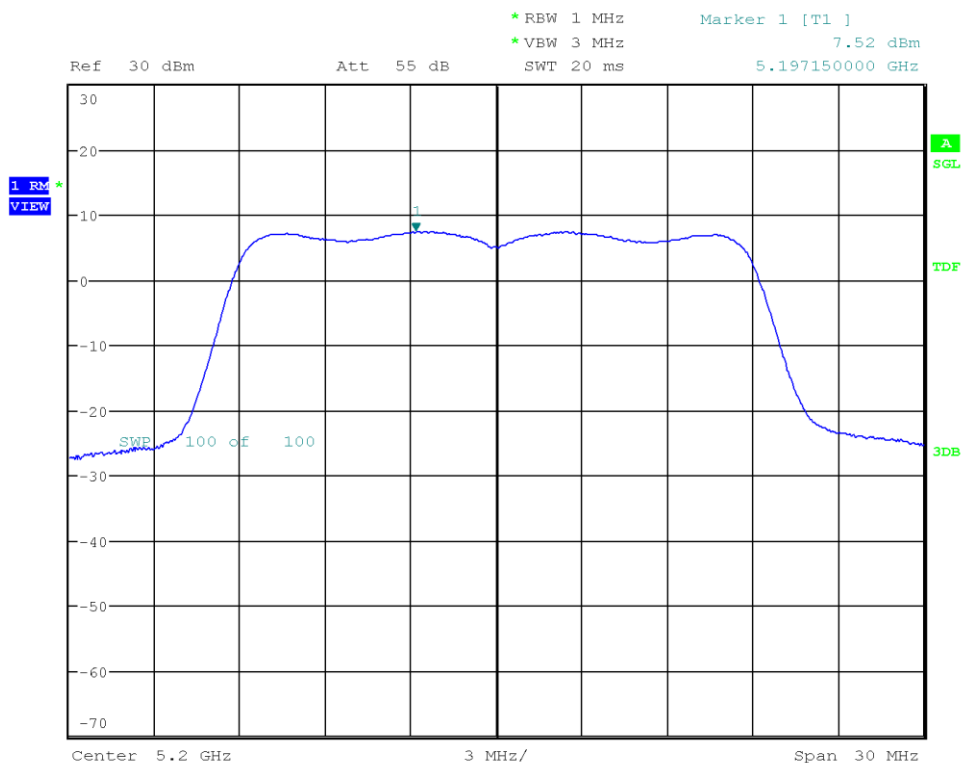
Date: 11.AUG.2023 10:49:13

Test Report No.: G0M-2302-1881-TFC407WF-W276-V03

Eurofins Product Service GmbH  
 Storkower Str. 38c, D-15526 Reichenwalde, Germany

### Maximum Power Spectral Density

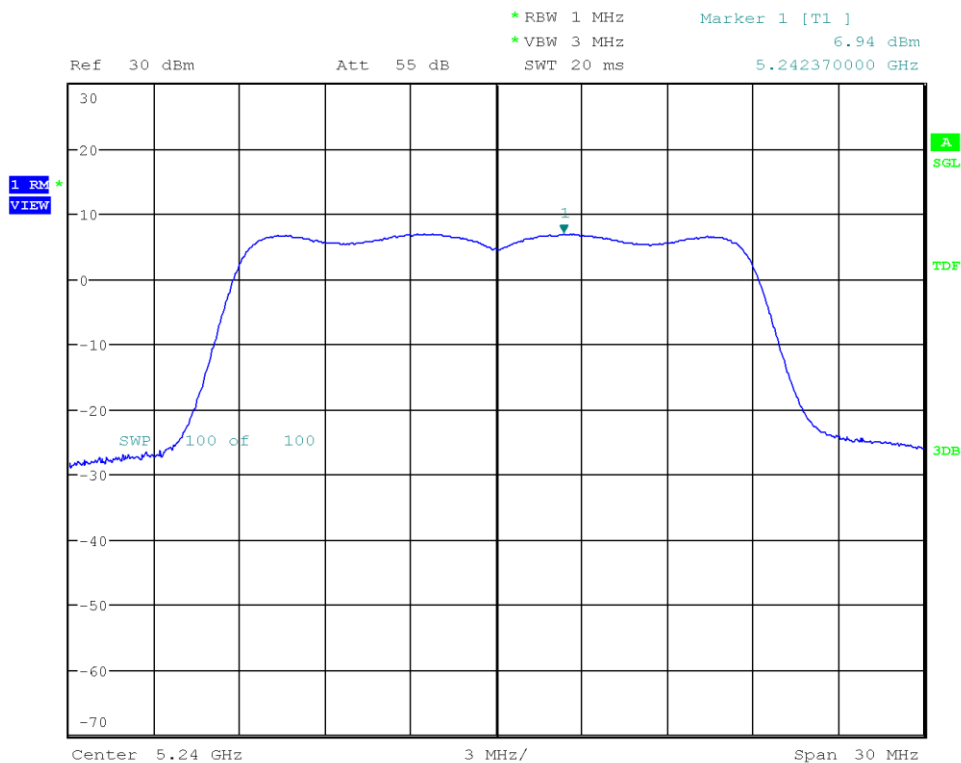
Project Number: G0M-2302-1881  
 Applicant: u-blox AG  
 Model Description: Host-based multiradio module  
 Model: MAYA-W276-00B  
 Test Sample ID: 44052  
 Reference Standards: FCC 15.407, RSS-247  
 Reference Method: ANSI C63.10:2013, Section 12.5; KDB 789033 v02r02, Section F  
 Operational Mode: IEEE 802.11n (HT20), Channel: 40, 5200 MHz  
 Operating Conditions: Tnom/Vnom  
 Operator: Radwan Jaafar  
 Test Site: Eurofins Product Service GmbH  
 Test Date: 2023-06-08  
 Number of Antenna Ports: 1  
 Note: Bit rate= MCS 3, Power Level =19  
 Maximum Frequency [MHz]: 5197.150  
 Spectral Density [dBm/RBW]: 7.515  
 Resolution Bandwidth [MHz]: 1



Date: 8.JUN.2023 12:56:00

### Maximum Power Spectral Density

Project Number: G0M-2302-1881  
 Applicant: u-blox AG  
 Model Description: Host-based multiradio module  
 Model: MAYA-W276-00B  
 Test Sample ID: 44052  
 Reference Standards: FCC 15.407, RSS-247  
 Reference Method: ANSI C63.10:2013, Section 12.5; KDB 789033 v02r02, Section F  
 Operational Mode: IEEE 802.11n (HT20), Channel: 48, 5240 MHz  
 Operating Conditions: Tnom/Vnom  
 Operator: Radwan Jaafar  
 Test Site: Eurofins Product Service GmbH  
 Test Date: 2023-06-08  
 Number of Antenna Ports: 1  
 Note: Bit rate= MCS 3, Power Level =19  
 Maximum Frequency [MHz]: 5242.370  
 Spectral Density [dBm/RBW]: 6.935  
 Resolution Bandwidth [MHz]: 1

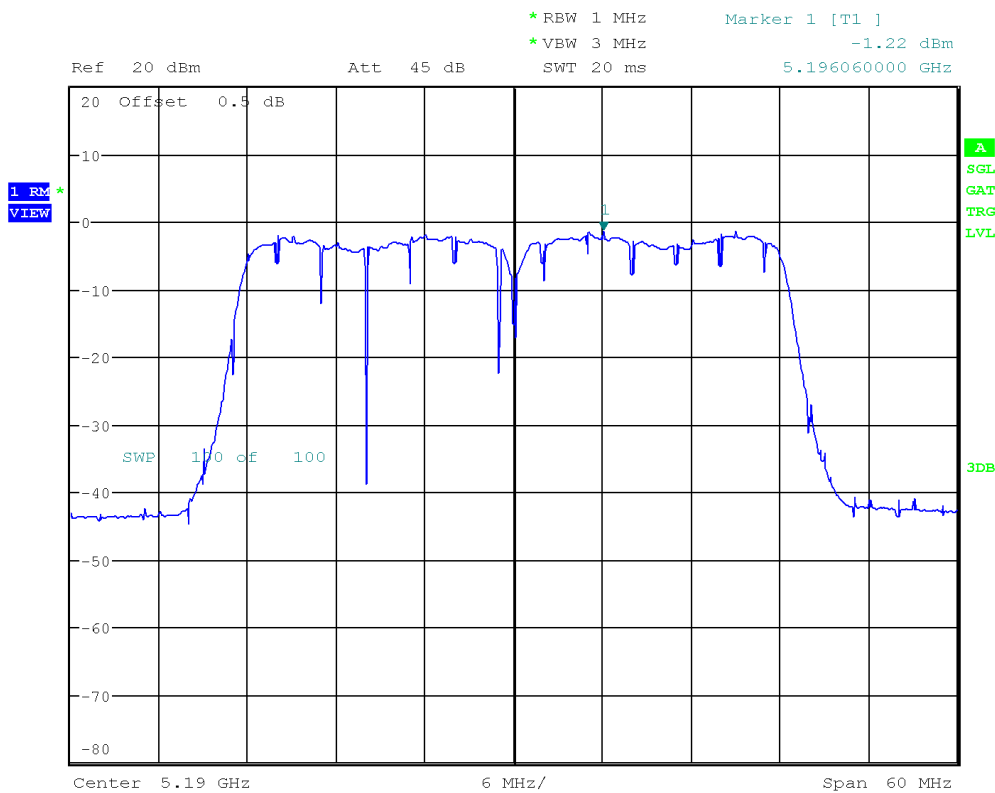


Date: 8.JUN.2023 12:56:44



### Maximum Power Spectral Density

Project Number: G0M-2302-1881  
 Applicant: u-blox AG  
 Model Description: Host-based multiradio module  
 Model: MAYA-W276-00B  
 Test Sample ID: 44052  
 Reference Standards: FCC 15.407, RSS-247  
 Reference Method: ANSI C63.10:2013, Section 12.5; KDB 789033 v02r02, Section F  
 Operational Mode: IEEE 802.11n (HT40), Channel: 38, 5190 MHz  
 Operating Conditions: Tnom/Vnom  
 Operator: Radwan Jaafar  
 Test Site: Eurofins Product Service GmbH  
 Test Date: 2023-08-11  
 Number of Antenna Ports: 1  
 Note: Bit rate = MCS 5, Power level = 14  
 Maximum Frequency [MHz]: 5196.060  
 Spectral Density [dBm/RBW]: -1.222  
 Resolution Bandwidth [MHz]: 1



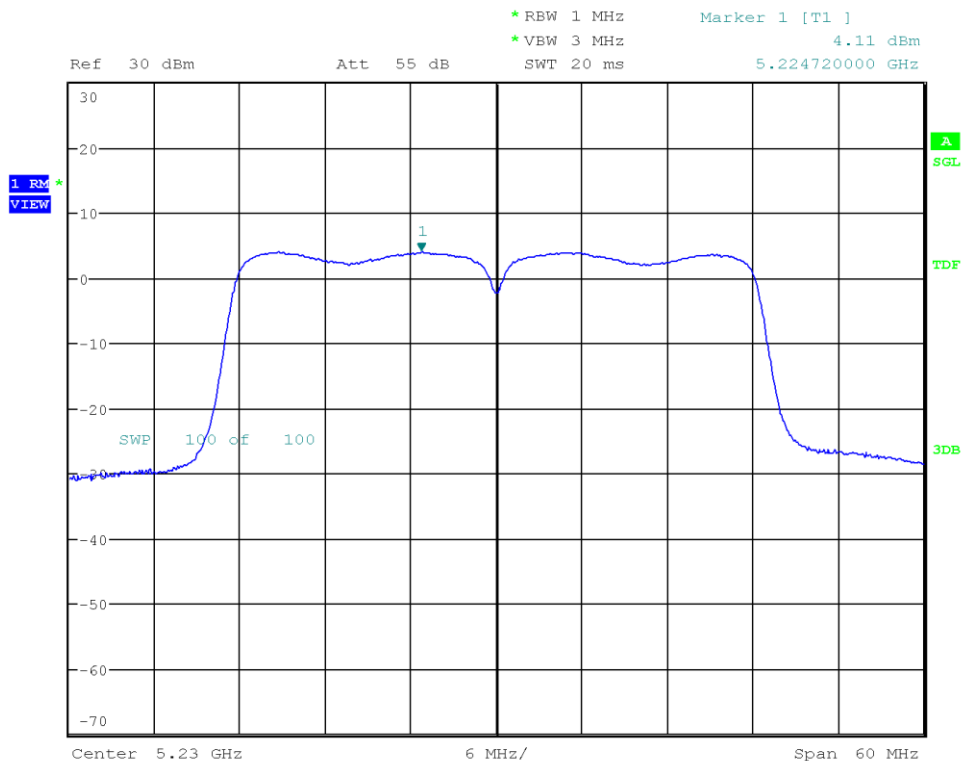
Date: 11.AUG.2023 10:56:02

Test Report No.: G0M-2302-1881-TFC407WF-W276-V03

Eurofins Product Service GmbH  
 Storkower Str. 38c, D-15526 Reichenwalde, Germany

### Maximum Power Spectral Density

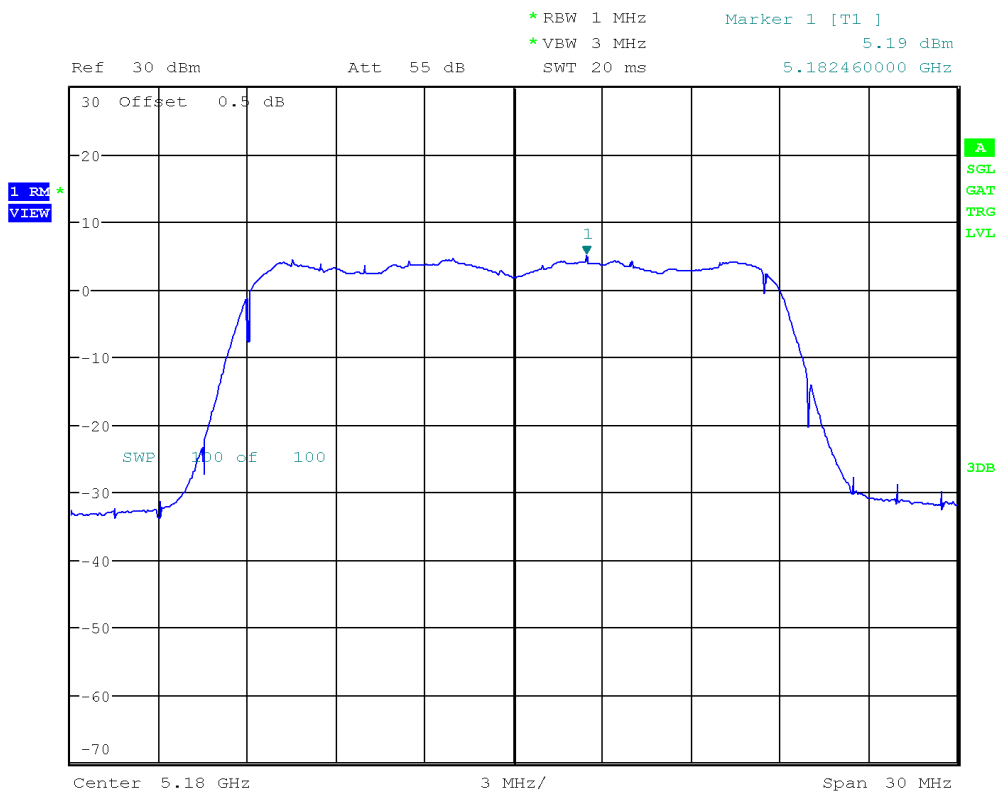
Project Number: G0M-2302-1881  
 Applicant: u-blox AG  
 Model Description: Host-based multiradio module  
 Model: MAYA-W276-00B  
 Test Sample ID: 44052  
 Reference Standards: FCC 15.407, RSS-247  
 Reference Method: ANSI C63.10:2013, Section 12.5; KDB 789033 v02r02, Section F  
 Operational Mode: IEEE 802.11n (HT40), Channel: 46, 5230 MHz  
 Operating Conditions: Tnom/Vnom  
 Operator: Radwan Jaafar  
 Test Site: Eurofins Product Service GmbH  
 Test Date: 2023-06-08  
 Number of Antenna Ports: 1  
 Note: Bit rate= MCS 5, Power Level =19  
 Maximum Frequency [MHz]: 5224.720  
 Spectral Density [dBm/RBW]: 4.111  
 Resolution Bandwidth [MHz]: 1



Date: 8.JUN.2023 13:04:16

### Maximum Power Spectral Density

Project Number: G0M-2302-1881  
 Applicant: u-blox AG  
 Model Description: Host-based multiradio module  
 Model: MAYA-W276-00B  
 Test Sample ID: 44052  
 Reference Standards: FCC 15.407, RSS-247  
 Reference Method: ANSI C63.10:2013, Section 12.5; KDB 789033 v02r02, Section F  
 Operational Mode: IEEE 802.11ac (VHT20), Channel: 36, 5180 MHz  
 Operating Conditions: Tnom/Vnom  
 Operator: Radwan Jaafar  
 Test Site: Eurofins Product Service GmbH  
 Test Date: 2023-08-11  
 Number of Antenna Ports: 1  
 Note: Bit rate = 9 Mbps, Power level = 17  
 Maximum Frequency [MHz]: 5182.460  
 Spectral Density [dBm/RBW]: 5.188  
 Resolution Bandwidth [MHz]: 1



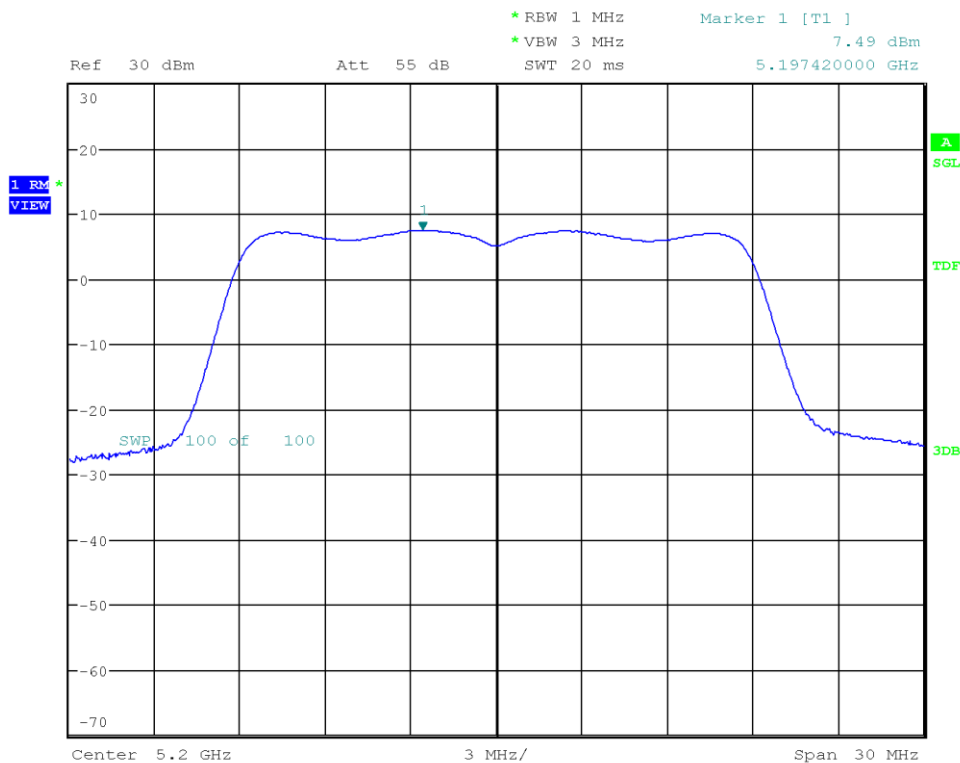
Date: 11.AUG.2023 10:51:01

Test Report No.: G0M-2302-1881-TFC407WF-W276-V03

Eurofins Product Service GmbH  
 Storkower Str. 38c, D-15526 Reichenwalde, Germany

### Maximum Power Spectral Density

Project Number: G0M-2302-1881  
 Applicant: u-blox AG  
 Model Description: Host-based multiradio module  
 Model: MAYA-W276-00B  
 Test Sample ID: 44052  
 Reference Standards: FCC 15.407, RSS-247  
 Reference Method: ANSI C63.10:2013, Section 12.5; KDB 789033 v02r02, Section F  
 Operational Mode: IEEE 802.11ac (VHT20), Channel: 40, 5200 MHz  
 Operating Conditions: Tnom/Vnom  
 Operator: Radwan Jaafar  
 Test Site: Eurofins Product Service GmbH  
 Test Date: 2023-06-08  
 Number of Antenna Ports: 1  
 Note: Bit rate= MCS 0, Power Level =19  
 Maximum Frequency [MHz]: 5197.420  
 Spectral Density [dBm/RBW]: 7.491  
 Resolution Bandwidth [MHz]: 1



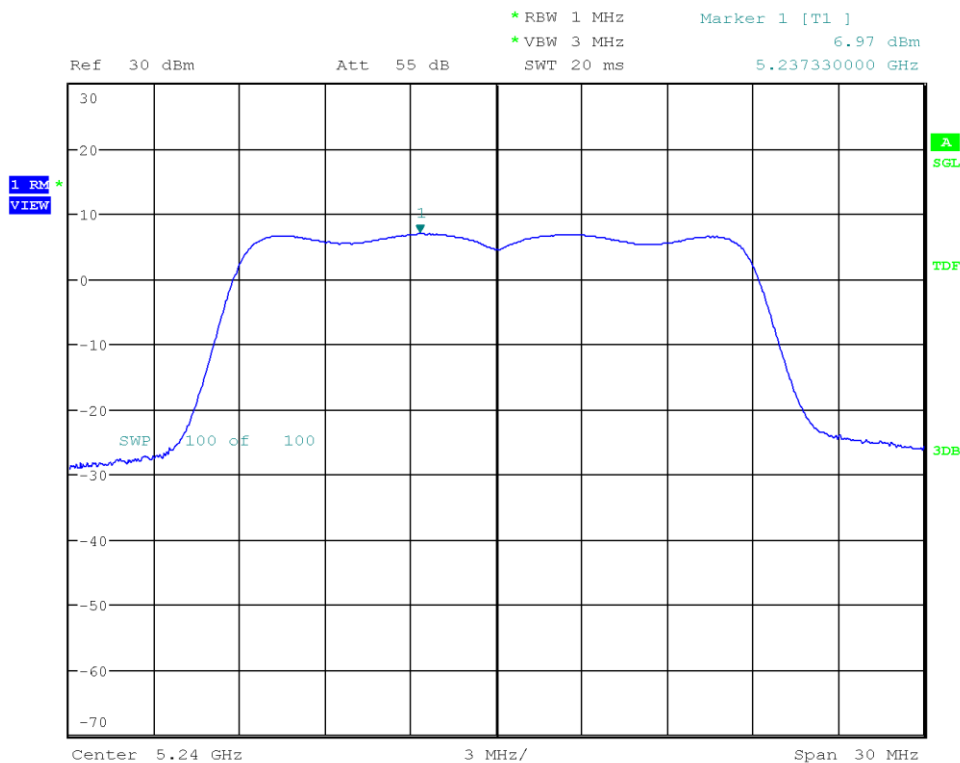
Date: 8.JUN.2023 13:06:31

Test Report No.: G0M-2302-1881-TFC407WF-W276-V03

Eurofins Product Service GmbH  
 Storkower Str. 38c, D-15526 Reichenwalde, Germany

### Maximum Power Spectral Density

Project Number: G0M-2302-1881  
 Applicant: u-blox AG  
 Model Description: Host-based multiradio module  
 Model: MAYA-W276-00B  
 Test Sample ID: 44052  
 Reference Standards: FCC 15.407, RSS-247  
 Reference Method: ANSI C63.10:2013, Section 12.5; KDB 789033 v02r02, Section F  
 Operational Mode: IEEE 802.11ac (VHT20), Channel: 48, 5240 MHz  
 Operating Conditions: Tnom/Vnom  
 Operator: Radwan Jaafar  
 Test Site: Eurofins Product Service GmbH  
 Test Date: 2023-06-08  
 Number of Antenna Ports: 1  
 Note: Bit rate= MCS 0, Power Level =19  
 Maximum Frequency [MHz]: 5237.330  
 Spectral Density [dBm/RBW]: 6.965  
 Resolution Bandwidth [MHz]: 1



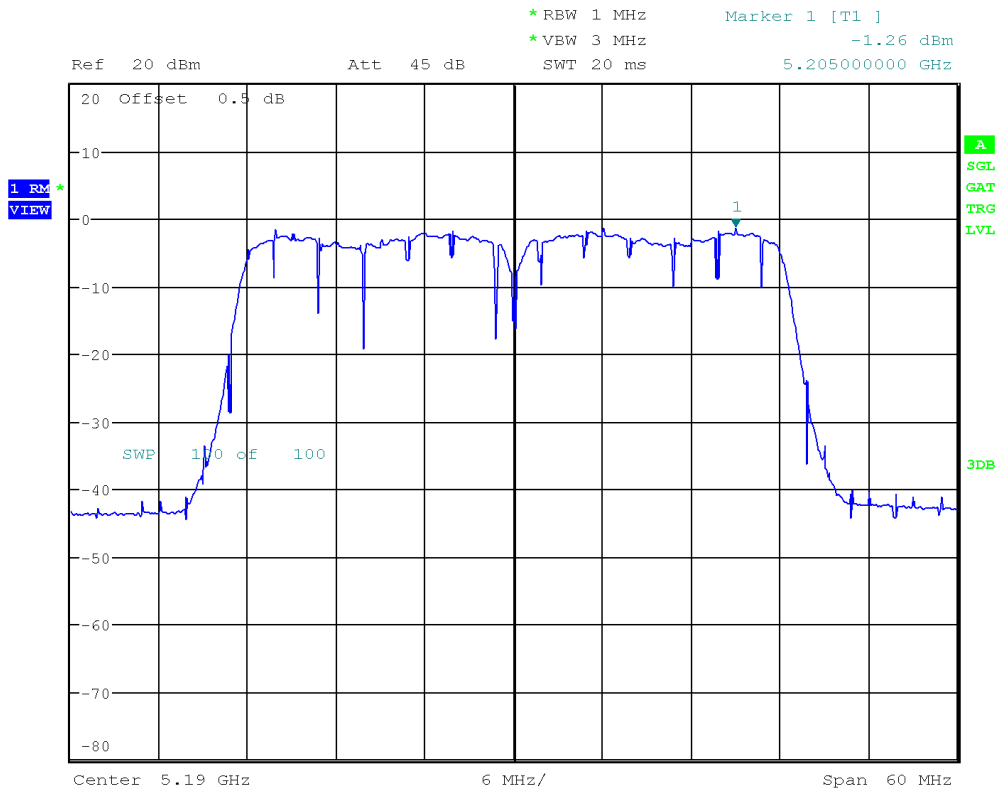
Date: 8.JUN.2023 13:07:19

Test Report No.: G0M-2302-1881-TFC407WF-W276-V03

Eurofins Product Service GmbH  
 Storkower Str. 38c, D-15526 Reichenwalde, Germany

### Maximum Power Spectral Density

Project Number: G0M-2302-1881  
 Applicant: u-blox AG  
 Model Description: Host-based multiradio module  
 Model: MAYA-W276-00B  
 Test Sample ID: 44052  
 Reference Standards: FCC 15.407, RSS-247  
 Reference Method: ANSI C63.10:2013, Section 12.5; KDB 789033 v02r02, Section F  
 Operational Mode: IEEE 802.11ac (VHT40), Channel: 38, 5190 MHz  
 Operating Conditions: Tnom/Vnom  
 Operator: Radwan Jaafar  
 Test Site: Eurofins Product Service GmbH  
 Test Date: 2023-08-11  
 Number of Antenna Ports: 1  
 Note: Bit rate = MCS 6, Power level = 14  
 Maximum Frequency [MHz]: 5205.000  
 Spectral Density [dBm/RBW]: -1.259  
 Resolution Bandwidth [MHz]: 1



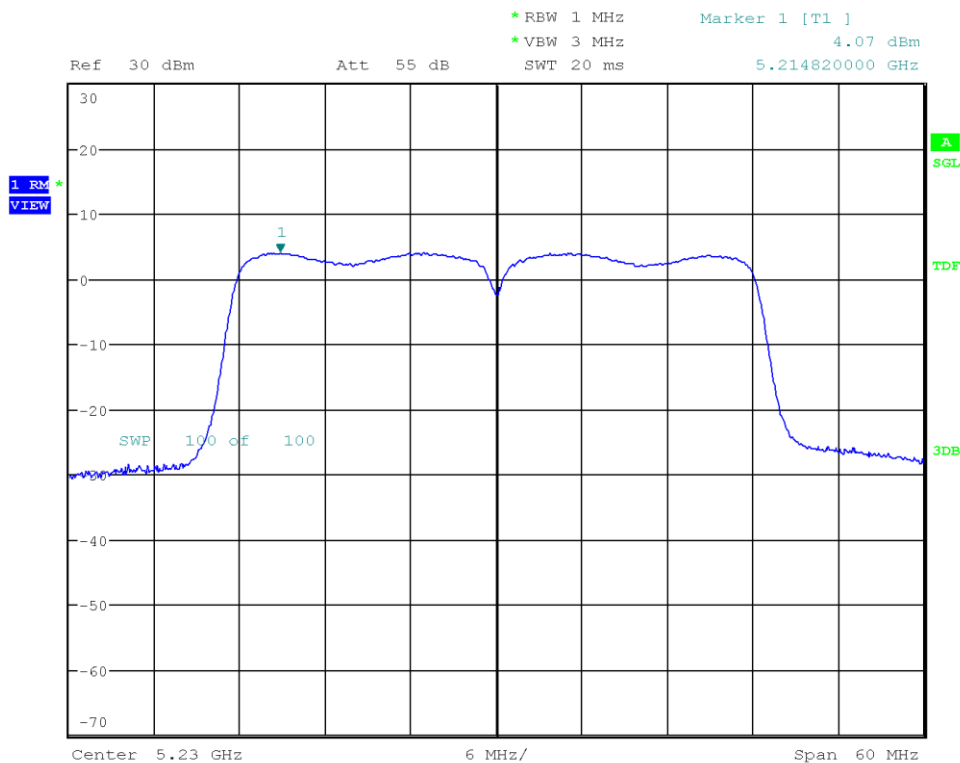
Date: 11.AUG.2023 10:57:48

Test Report No.: G0M-2302-1881-TFC407WF-W276-V03

Eurofins Product Service GmbH  
 Storkower Str. 38c, D-15526 Reichenwalde, Germany

### Maximum Power Spectral Density

Project Number: G0M-2302-1881  
 Applicant: u-blox AG  
 Model Description: Host-based multiradio module  
 Model: MAYA-W276-00B  
 Test Sample ID: 44052  
 Reference Standards: FCC 15.407, RSS-247  
 Reference Method: ANSI C63.10:2013, Section 12.5; KDB 789033 v02r02, Section F  
 Operational Mode: IEEE 802.11ac (VHT40), Channel: 46, 5230 MHz  
 Operating Conditions: Tnom/Vnom  
 Operator: Radwan Jaafar  
 Test Site: Eurofins Product Service GmbH  
 Test Date: 2023-06-08  
 Number of Antenna Ports: 1  
 Note: Bit rate= MCS 6, Power Level =19  
 Maximum Frequency [MHz]: 5214.820  
 Spectral Density [dBm/RBW]: 4.071  
 Resolution Bandwidth [MHz]: 1



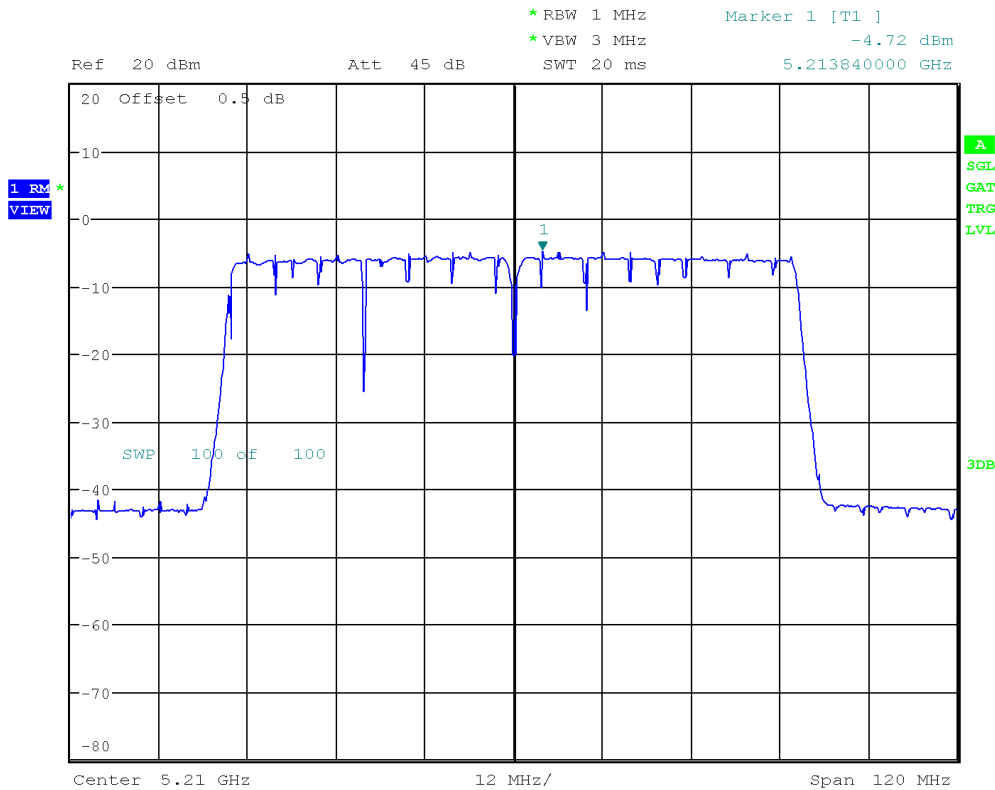
Date: 8.JUN.2023 13:11:20

Test Report No.: G0M-2302-1881-TFC407WF-W276-V03

Eurofins Product Service GmbH  
 Storkower Str. 38c, D-15526 Reichenwalde, Germany

### Maximum Power Spectral Density

Project Number: G0M-2302-1881  
 Applicant: u-blox AG  
 Model Description: Host-based multiradio module  
 Model: MAYA-W276-00B  
 Test Sample ID: 44052  
 Reference Standards: FCC 15.407, RSS-247  
 Reference Method: ANSI C63.10:2013, Section 12.5; KDB 789033 v02r02, Section F  
 Operational Mode: IEEE 802.11ac (VHT80), Channel: 42, 5210 MHz  
 Operating Conditions: Tnom/Vnom  
 Operator: Radwan Jaafar  
 Test Site: Eurofins Product Service GmbH  
 Test Date: 2023-08-11  
 Number of Antenna Ports: 1  
 Note: Bit rate = MCS 3, Power level = 14  
 Maximum Frequency [MHz]: 5213.840  
 Spectral Density [dBm/RBW]: -4.721  
 Resolution Bandwidth [MHz]: 1



Date: 11.AUG.2023 11:00:57

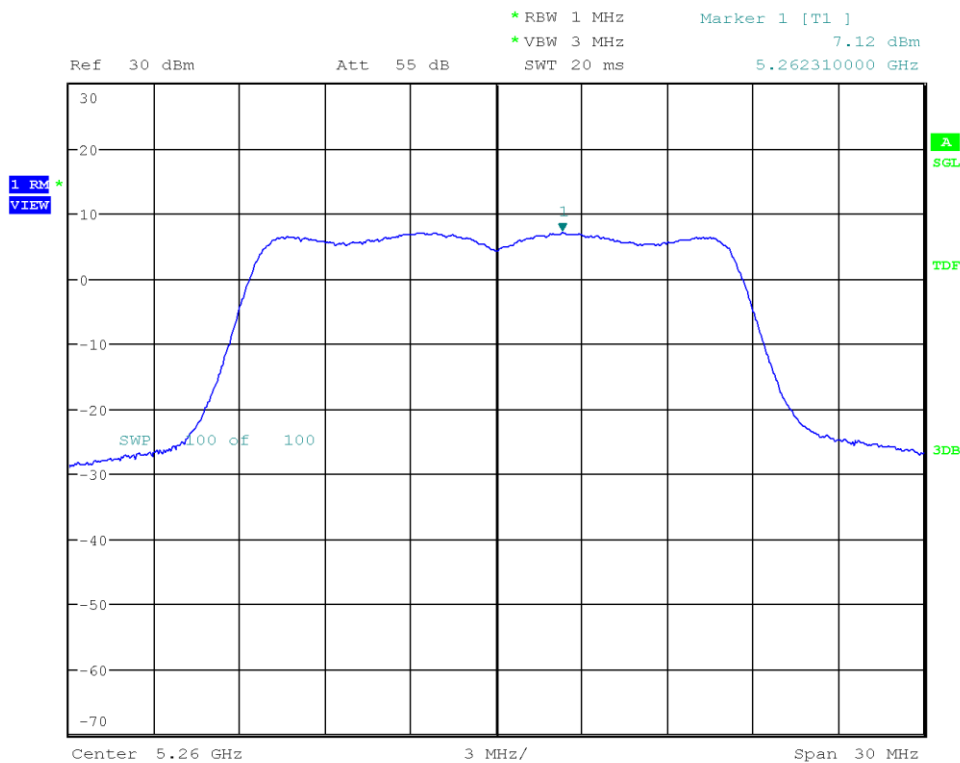
Test Report No.: G0M-2302-1881-TFC407WF-W276-V03

Eurofins Product Service GmbH  
 Storkower Str. 38c, D-15526 Reichenwalde, Germany



### Maximum Power Spectral Density

Project Number: G0M-2302-1881  
 Applicant: u-blox AG  
 Model Description: Host-based multiradio module  
 Model: MAYA-W276-00B  
 Test Sample ID: 44052  
 Reference Standards: FCC 15.407, RSS-247  
 Reference Method: ANSI C63.10:2013, Section 12.5; KDB 789033 v02r02, Section F  
 Operational Mode: IEEE 802.11a, Channel: 52, 5260 MHz  
 Operating Conditions: Tnom/Vnom  
 Operator: Radwan Jaafar  
 Test Site: Eurofins Product Service GmbH  
 Test Date: 2023-06-08  
 Number of Antenna Ports: 1  
 Note: Bit rate= 54 Mbps, Power Level =19  
 Maximum Frequency [MHz]: 5262.310  
 Spectral Density [dBm/RBW]: 7.123  
 Resolution Bandwidth [MHz]: 1



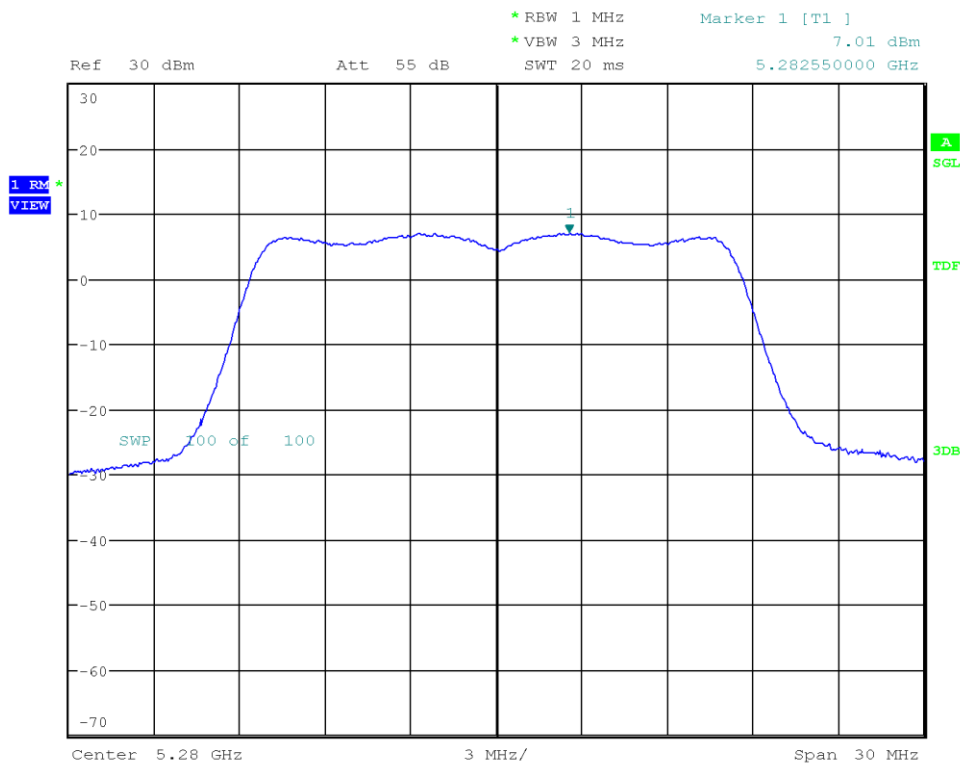
Date: 8.JUN.2023 13:16:16

Test Report No.: G0M-2302-1881-TFC407WF-W276-V03

Eurofins Product Service GmbH  
 Storkower Str. 38c, D-15526 Reichenwalde, Germany

### Maximum Power Spectral Density

Project Number: G0M-2302-1881  
 Applicant: u-blox AG  
 Model Description: Host-based multiradio module  
 Model: MAYA-W276-00B  
 Test Sample ID: 44052  
 Reference Standards: FCC 15.407, RSS-247  
 Reference Method: ANSI C63.10:2013, Section 12.5; KDB 789033 v02r02, Section F  
 Operational Mode: IEEE 802.11a, Channel: 56, 5280 MHz  
 Operating Conditions: Tnom/Vnom  
 Operator: Radwan Jaafar  
 Test Site: Eurofins Product Service GmbH  
 Test Date: 2023-06-08  
 Number of Antenna Ports: 1  
 Note: Bit rate= 54 Mbps, Power Level =19  
 Maximum Frequency [MHz]: 5282.550  
 Spectral Density [dBm/RBW]: 7.014  
 Resolution Bandwidth [MHz]: 1



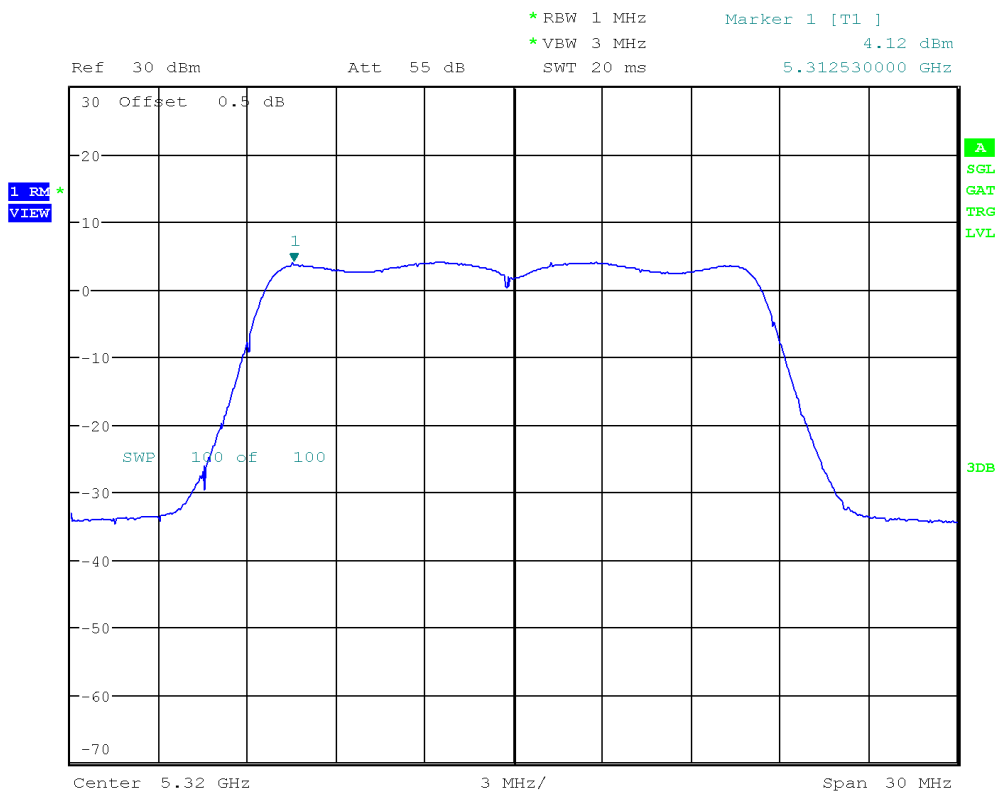
Date: 8.JUN.2023 13:17:05

Test Report No.: G0M-2302-1881-TFC407WF-W276-V03

Eurofins Product Service GmbH  
 Storkower Str. 38c, D-15526 Reichenwalde, Germany

### Maximum Power Spectral Density

Project Number: G0M-2302-1881  
 Applicant: u-blox AG  
 Model Description: Host-based multiradio module  
 Model: MAYA-W276-00B  
 Test Sample ID: 44052  
 Reference Standards: FCC 15.407, RSS-247  
 Reference Method: ANSI C63.10:2013, Section 12.5; KDB 789033 v02r02, Section F  
 Operational Mode: IEEE 802.11a, Channel: 64, 5320 MHz  
 Operating Conditions: Tnom/Vnom  
 Operator: Radwan Jaafar  
 Test Site: Eurofins Product Service GmbH  
 Test Date: 2023-08-11  
 Number of Antenna Ports: 1  
 Note: Bit rate = 9 Mbps, Power level = 17  
 Maximum Frequency [MHz]: 5312.530  
 Spectral Density [dBm/RBW]: 4.116  
 Resolution Bandwidth [MHz]: 1



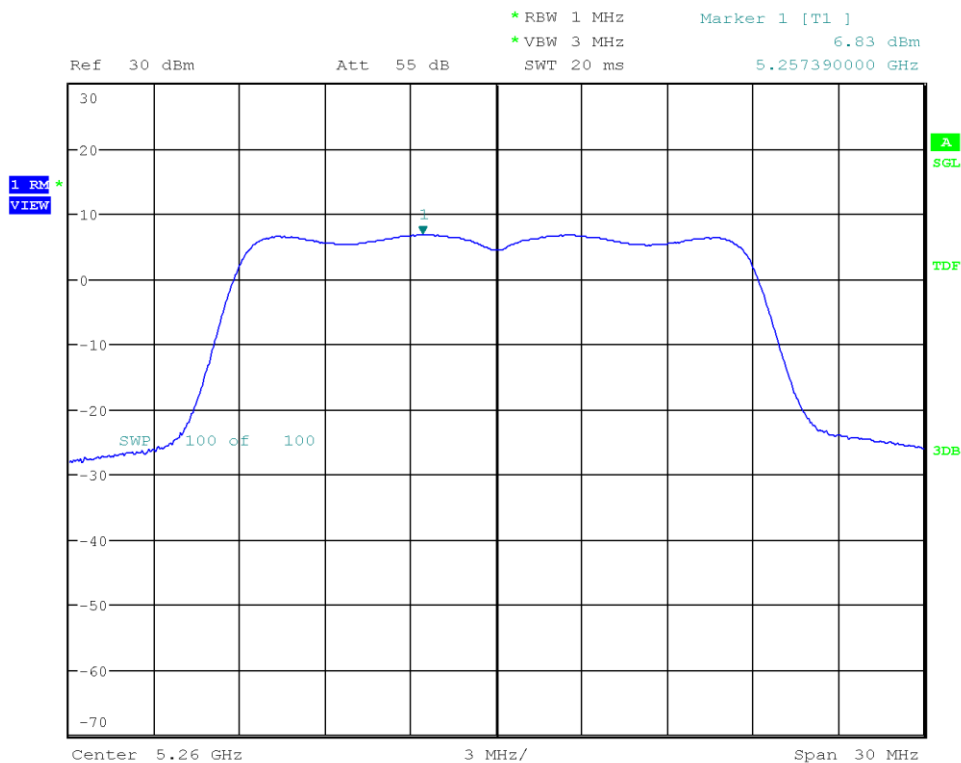
Date: 11.AUG.2023 11:14:17

Test Report No.: G0M-2302-1881-TFC407WF-W276-V03

Eurofins Product Service GmbH  
 Storkower Str. 38c, D-15526 Reichenwalde, Germany

### Maximum Power Spectral Density

Project Number: G0M-2302-1881  
 Applicant: u-blox AG  
 Model Description: Host-based multiradio module  
 Model: MAYA-W276-00B  
 Test Sample ID: 44052  
 Reference Standards: FCC 15.407, RSS-247  
 Reference Method: ANSI C63.10:2013, Section 12.5; KDB 789033 v02r02, Section F  
 Operational Mode: IEEE 802.11n (HT20), Channel: 52, 5260 MHz  
 Operating Conditions: Tnom/Vnom  
 Operator: Radwan Jaafar  
 Test Site: Eurofins Product Service GmbH  
 Test Date: 2023-06-08  
 Number of Antenna Ports: 1  
 Note: Bit rate= MCS 2, Power Level =19  
 Maximum Frequency [MHz]: 5257.390  
 Spectral Density [dBm/RBW]: 6.830  
 Resolution Bandwidth [MHz]: 1



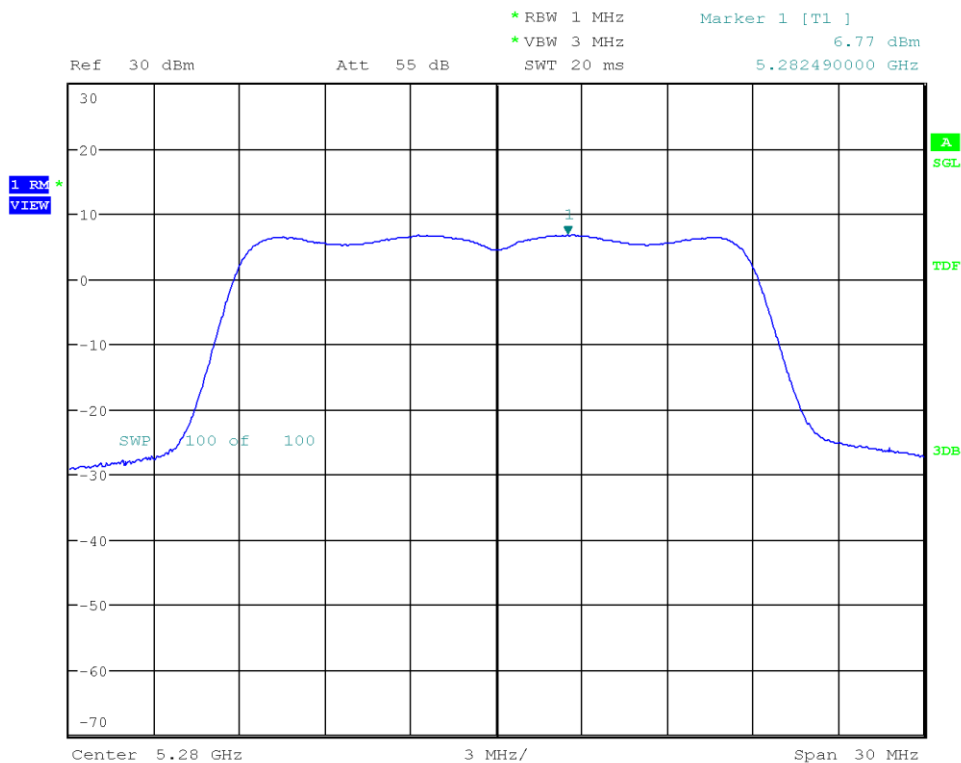
Date: 8.JUN.2023 13:19:00

Test Report No.: G0M-2302-1881-TFC407WF-W276-V03

Eurofins Product Service GmbH  
 Storkower Str. 38c, D-15526 Reichenwalde, Germany

### Maximum Power Spectral Density

Project Number: G0M-2302-1881  
 Applicant: u-blox AG  
 Model Description: Host-based multiradio module  
 Model: MAYA-W276-00B  
 Test Sample ID: 44052  
 Reference Standards: FCC 15.407, RSS-247  
 Reference Method: ANSI C63.10:2013, Section 12.5; KDB 789033 v02r02, Section F  
 Operational Mode: IEEE 802.11n (HT20), Channel: 56, 5280 MHz  
 Operating Conditions: Tnom/Vnom  
 Operator: Radwan Jaafar  
 Test Site: Eurofins Product Service GmbH  
 Test Date: 2023-06-08  
 Number of Antenna Ports: 1  
 Note: Bit rate= MCS 2, Power Level =19  
 Maximum Frequency [MHz]: 5282.490  
 Spectral Density [dBm/RBW]: 6.767  
 Resolution Bandwidth [MHz]: 1



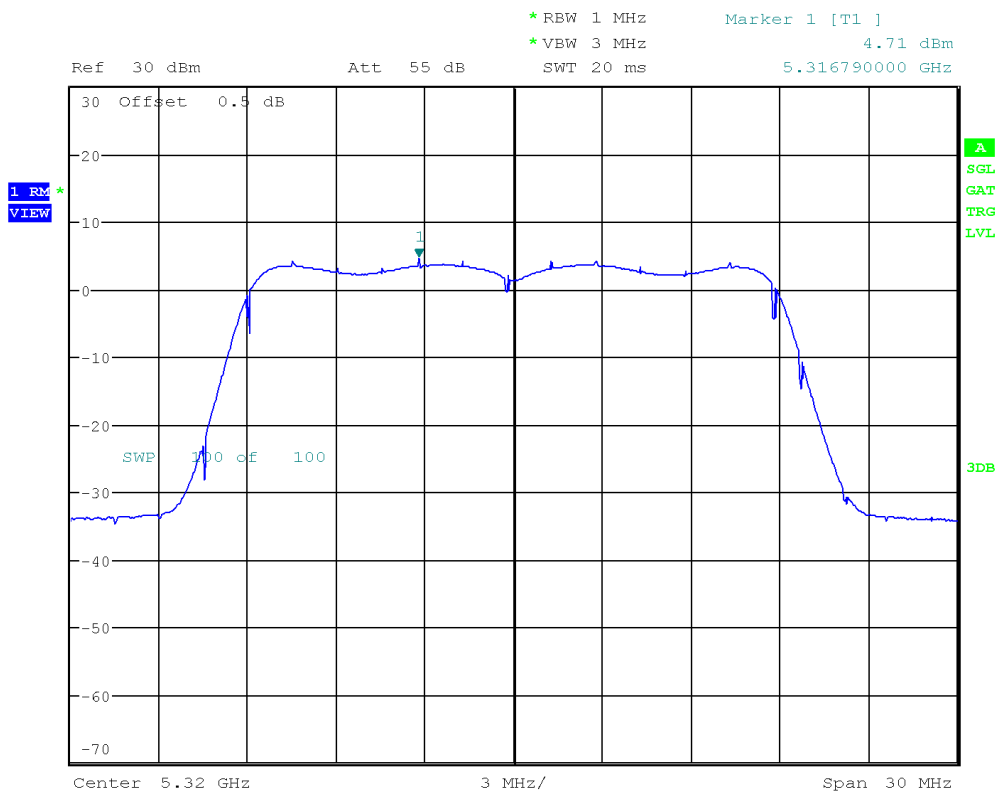
Date: 8.JUN.2023 13:19:53

Test Report No.: G0M-2302-1881-TFC407WF-W276-V03

Eurofins Product Service GmbH  
 Storkower Str. 38c, D-15526 Reichenwalde, Germany

### Maximum Power Spectral Density

Project Number: G0M-2302-1881  
 Applicant: u-blox AG  
 Model Description: Host-based multiradio module  
 Model: MAYA-W276-00B  
 Test Sample ID: 44052  
 Reference Standards: FCC 15.407, RSS-247  
 Reference Method: ANSI C63.10:2013, Section 12.5; KDB 789033 v02r02, Section F  
 Operational Mode: IEEE 802.11n (HT20), Channel: 64, 5320 MHz  
 Operating Conditions: Tnom/Vnom  
 Operator: Radwan Jaafar  
 Test Site: Eurofins Product Service GmbH  
 Test Date: 2023-08-11  
 Number of Antenna Ports: 1  
 Note: Bit rate = MCS 3, Power level = 17  
 Maximum Frequency [MHz]: 5316.790  
 Spectral Density [dBm/RBW]: 4.708  
 Resolution Bandwidth [MHz]: 1



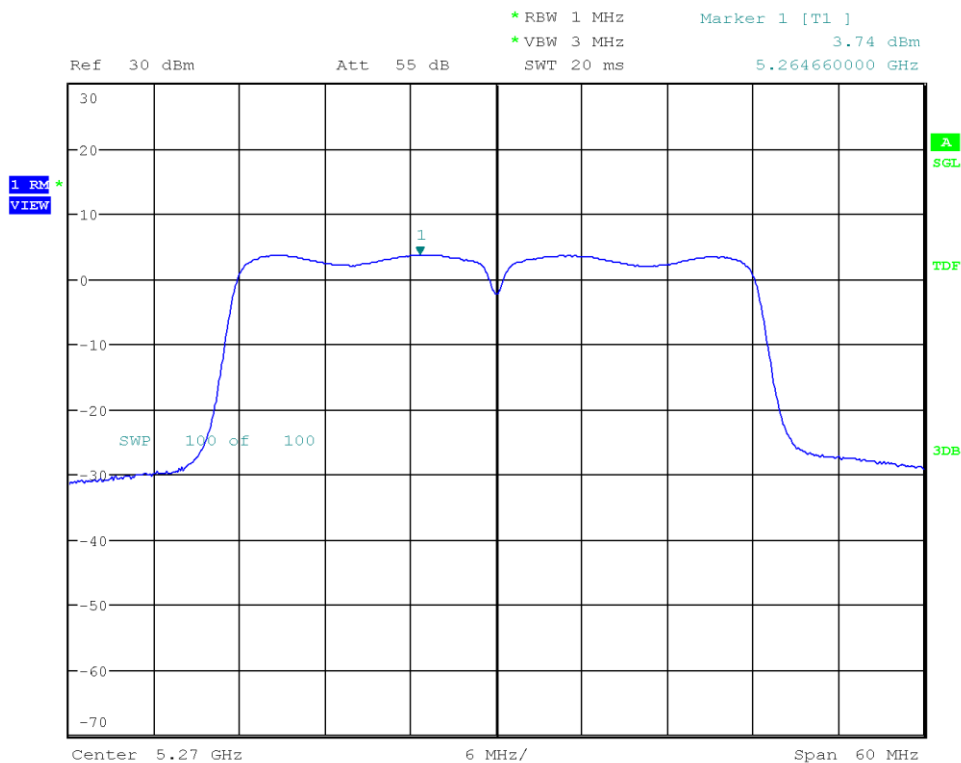
Date: 11.AUG.2023 11:16:14

Test Report No.: G0M-2302-1881-TFC407WF-W276-V03

Eurofins Product Service GmbH  
 Storkower Str. 38c, D-15526 Reichenwalde, Germany

### Maximum Power Spectral Density

Project Number: G0M-2302-1881  
 Applicant: u-blox AG  
 Model Description: Host-based multiradio module  
 Model: MAYA-W276-00B  
 Test Sample ID: 44052  
 Reference Standards: FCC 15.407, RSS-247  
 Reference Method: ANSI C63.10:2013, Section 12.5; KDB 789033 v02r02, Section F  
 Operational Mode: IEEE 802.11n (HT40), Channel: 54, 5270 MHz  
 Operating Conditions: Tnom/Vnom  
 Operator: Radwan Jaafar  
 Test Site: Eurofins Product Service GmbH  
 Test Date: 2023-06-08  
 Number of Antenna Ports: 1  
 Note: Bit rate= MCS 0, Power Level =19  
 Maximum Frequency [MHz]: 5264.660  
 Spectral Density [dBm/RBW]: 3.736  
 Resolution Bandwidth [MHz]: 1



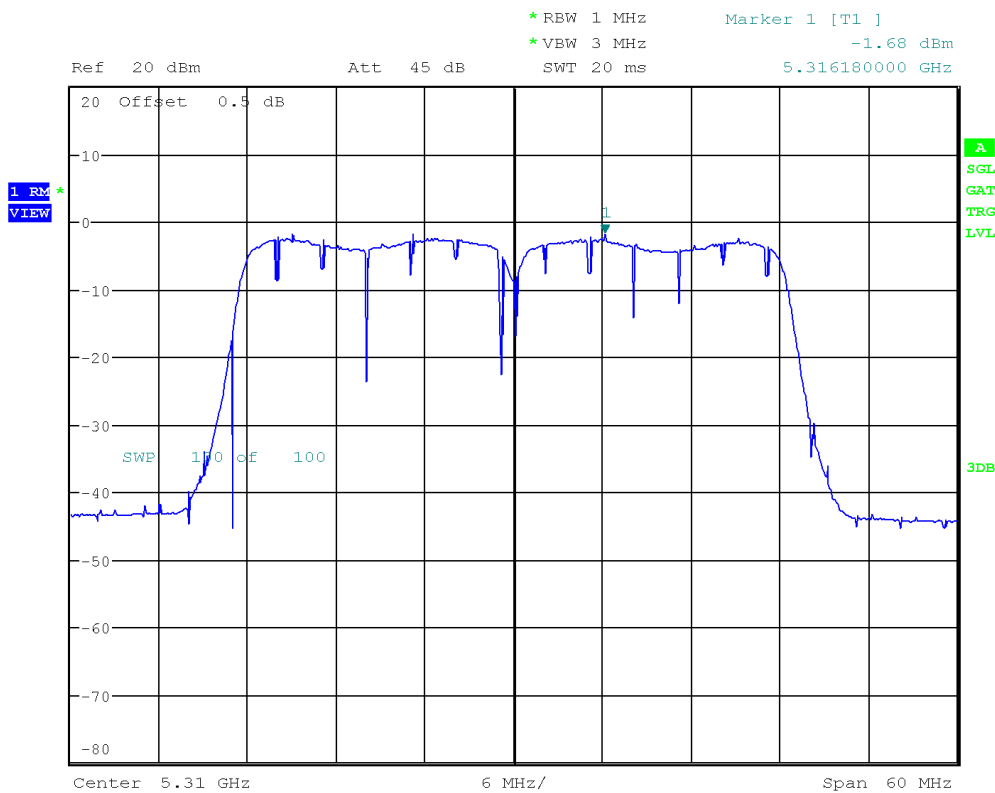
Date: 8.JUN.2023 13:59:09

Test Report No.: G0M-2302-1881-TFC407WF-W276-V03

Eurofins Product Service GmbH  
 Storkower Str. 38c, D-15526 Reichenwalde, Germany

### Maximum Power Spectral Density

Project Number: G0M-2302-1881  
 Applicant: u-blox AG  
 Model Description: Host-based multiradio module  
 Model: MAYA-W276-00B  
 Test Sample ID: 44052  
 Reference Standards: FCC 15.407, RSS-247  
 Reference Method: ANSI C63.10:2013, Section 12.5; KDB 789033 v02r02, Section F  
 Operational Mode: IEEE 802.11n (HT40), Channel: 62, 5310 MHz  
 Operating Conditions: Tnom/Vnom  
 Operator: Radwan Jaafar  
 Test Site: Eurofins Product Service GmbH  
 Test Date: 2023-08-11  
 Number of Antenna Ports: 1  
 Note: Bit rate = MCS 5, Power level = 14  
 Maximum Frequency [MHz]: 5316.180  
 Spectral Density [dBm/RBW]: -1.680  
 Resolution Bandwidth [MHz]: 1



Date: 11.AUG.2023 11:20:24

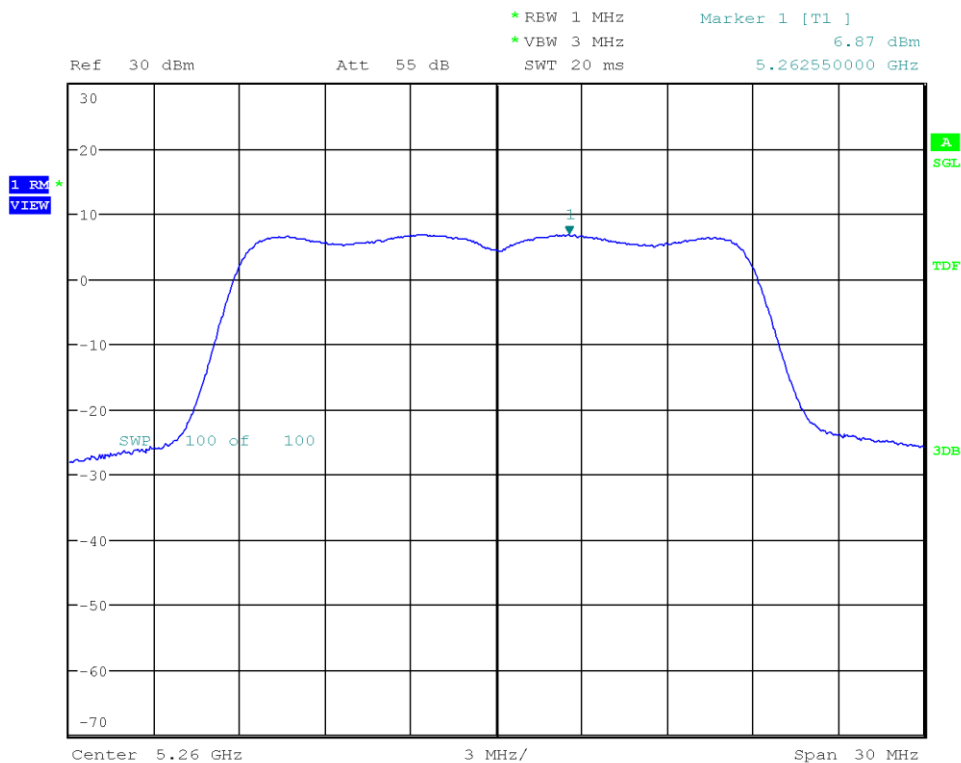
Test Report No.: G0M-2302-1881-TFC407WF-W276-V03

Eurofins Product Service GmbH  
 Storkower Str. 38c, D-15526 Reichenwalde, Germany



### Maximum Power Spectral Density

Project Number: G0M-2302-1881  
 Applicant: u-blox AG  
 Model Description: Host-based multiradio module  
 Model: MAYA-W276-00B  
 Test Sample ID: 44052  
 Reference Standards: FCC 15.407, RSS-247  
 Reference Method: ANSI C63.10:2013, Section 12.5; KDB 789033 v02r02, Section F  
 Operational Mode: IEEE 802.11ac (VHT20), Channel: 52, 5260 MHz  
 Operating Conditions: Tnom/Vnom  
 Operator: Radwan Jaafar  
 Test Site: Eurofins Product Service GmbH  
 Test Date: 2023-06-08  
 Number of Antenna Ports: 1  
 Note: Bit rate= MCS 7, Power Level =19  
 Maximum Frequency [MHz]: 5262.550  
 Spectral Density [dBm/RBW]: 6.873  
 Resolution Bandwidth [MHz]: 1



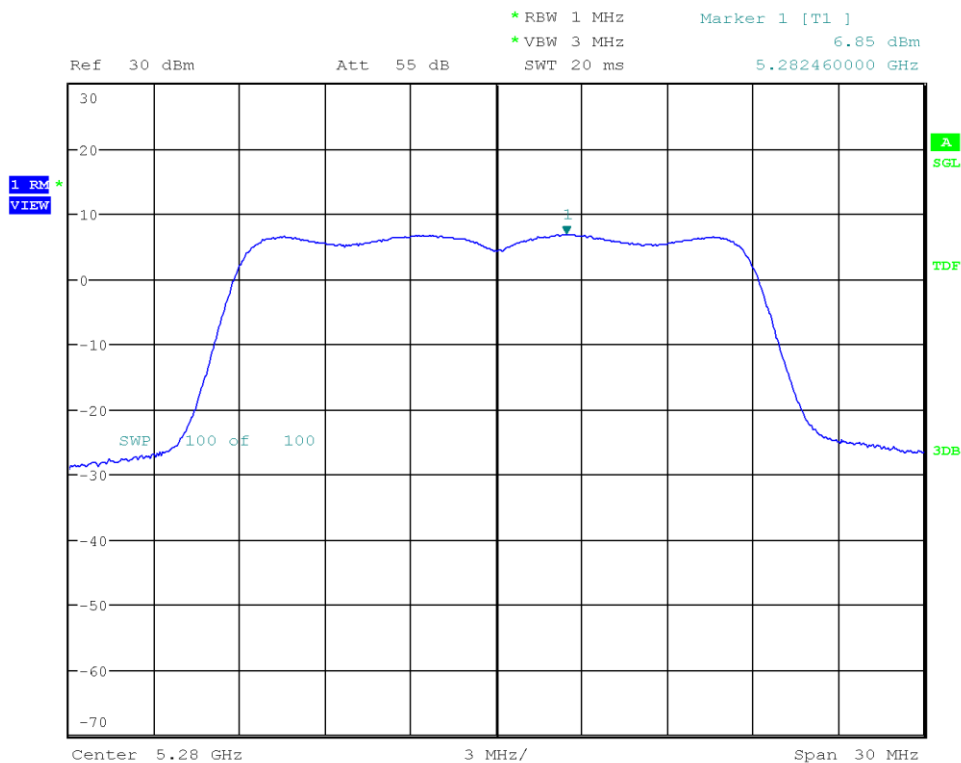
Date: 8.JUN.2023 14:02:13

Test Report No.: G0M-2302-1881-TFC407WF-W276-V03

Eurofins Product Service GmbH  
 Storkower Str. 38c, D-15526 Reichenwalde, Germany

### Maximum Power Spectral Density

Project Number: G0M-2302-1881  
 Applicant: u-blox AG  
 Model Description: Host-based multiradio module  
 Model: MAYA-W276-00B  
 Test Sample ID: 44052  
 Reference Standards: FCC 15.407, RSS-247  
 Reference Method: ANSI C63.10:2013, Section 12.5; KDB 789033 v02r02, Section F  
 Operational Mode: IEEE 802.11ac (VHT20), Channel: 56, 5280 MHz  
 Operating Conditions: Tnom/Vnom  
 Operator: Radwan Jaafar  
 Test Site: Eurofins Product Service GmbH  
 Test Date: 2023-06-08  
 Number of Antenna Ports: 1  
 Note: Bit rate= MCS 7, Power Level =19  
 Maximum Frequency [MHz]: 5282.460  
 Spectral Density [dBm/RBW]: 6.855  
 Resolution Bandwidth [MHz]: 1



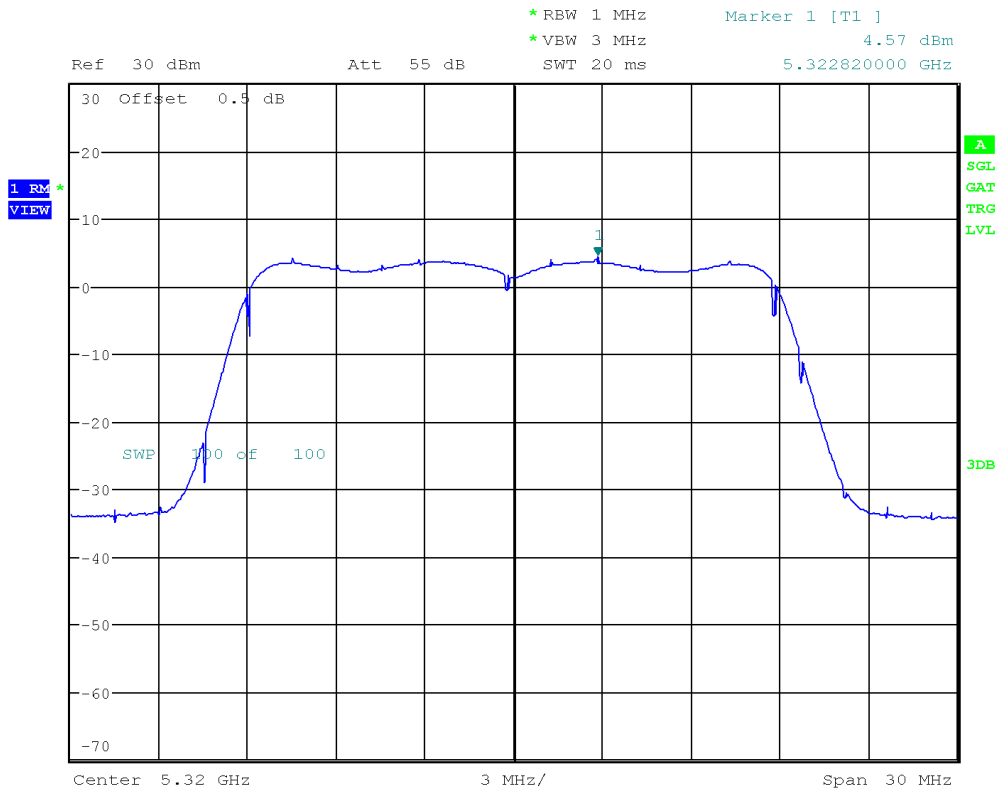
Date: 8.JUN.2023 14:03:12

Test Report No.: G0M-2302-1881-TFC407WF-W276-V03

Eurofins Product Service GmbH  
 Storkower Str. 38c, D-15526 Reichenwalde, Germany

### Maximum Power Spectral Density

Project Number: G0M-2302-1881  
 Applicant: u-blox AG  
 Model Description: Host-based multiradio module  
 Model: MAYA-W276-00B  
 Test Sample ID: 44052  
 Reference Standards: FCC 15.407, RSS-247  
 Reference Method: ANSI C63.10:2013, Section 12.5; KDB 789033 v02r02, Section F  
 Operational Mode: IEEE 802.11ac (VHT20), Channel: 64, 5320 MHz  
 Operating Conditions: Tnom/Vnom  
 Operator: Radwan Jaafar  
 Test Site: Eurofins Product Service GmbH  
 Test Date: 2023-08-11  
 Number of Antenna Ports: 1  
 Note: Bit rate = MCS 0, Power level = 17  
 Maximum Frequency [MHz]: 5322.820  
 Spectral Density [dBm/RBW]: 4.569  
 Resolution Bandwidth [MHz]: 1



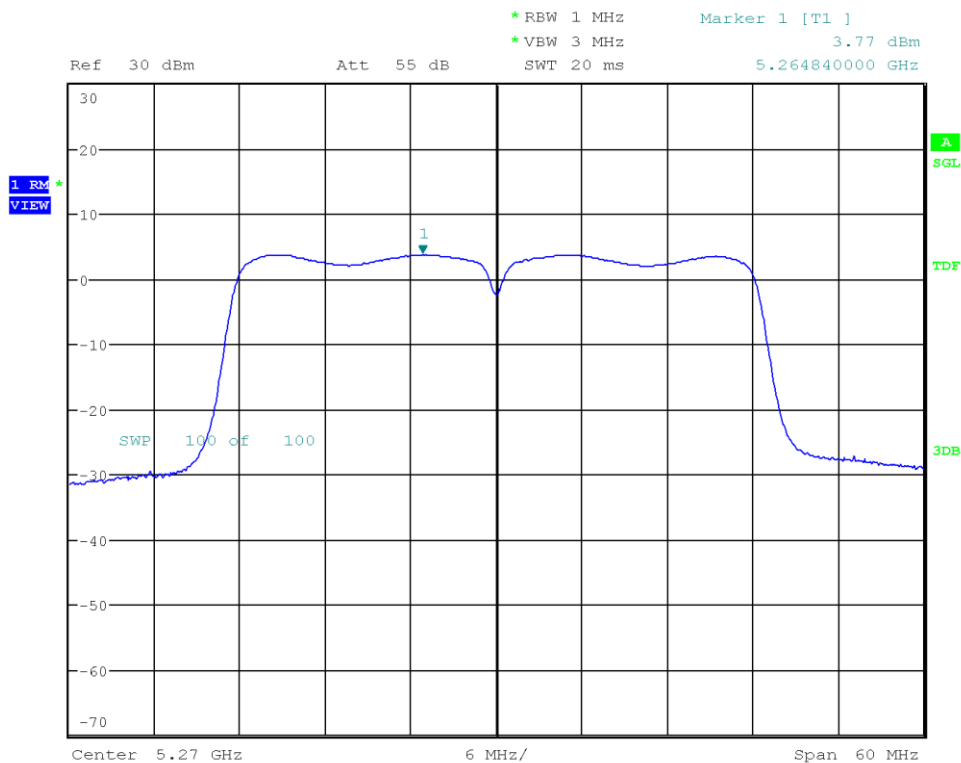
Date: 11.AUG.2023 11:18:01

Test Report No.: G0M-2302-1881-TFC407WF-W276-V03

Eurofins Product Service GmbH  
 Storkower Str. 38c, D-15526 Reichenwalde, Germany

### Maximum Power Spectral Density

Project Number: G0M-2302-1881  
 Applicant: u-blox AG  
 Model Description: Host-based multiradio module  
 Model: MAYA-W276-00B  
 Test Sample ID: 44052  
 Reference Standards: FCC 15.407, RSS-247  
 Reference Method: ANSI C63.10:2013, Section 12.5; KDB 789033 v02r02, Section F  
 Operational Mode: IEEE 802.11ac (VHT40), Channel: 54, 5270 MHz  
 Operating Conditions: Tnom/Vnom  
 Operator: Radwan Jaafar  
 Test Site: Eurofins Product Service GmbH  
 Test Date: 2023-06-08  
 Number of Antenna Ports: 1  
 Note: Bit rate= MCS 0, Power Level =19  
 Maximum Frequency [MHz]: 5264.840  
 Spectral Density [dBm/RBW]: 3.773  
 Resolution Bandwidth [MHz]: 1



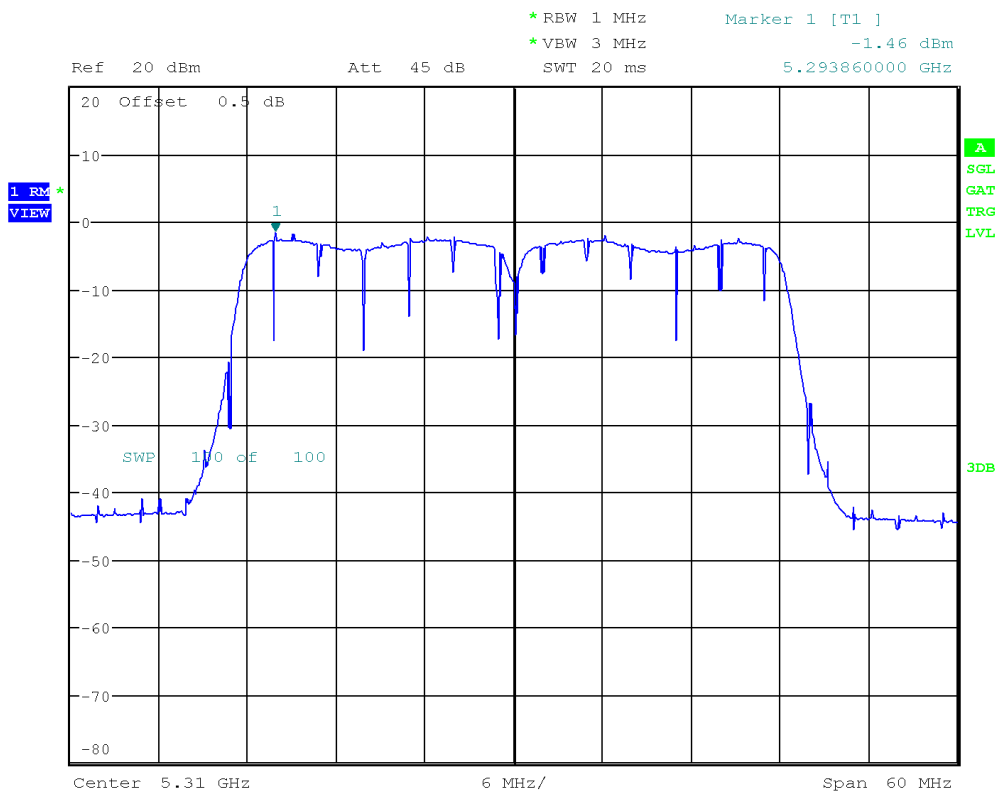
Date: 8.JUN.2023 14:06:34

Test Report No.: G0M-2302-1881-TFC407WF-W276-V03

Eurofins Product Service GmbH  
 Storkower Str. 38c, D-15526 Reichenwalde, Germany

### Maximum Power Spectral Density

Project Number: G0M-2302-1881  
 Applicant: u-blox AG  
 Model Description: Host-based multiradio module  
 Model: MAYA-W276-00B  
 Test Sample ID: 44052  
 Reference Standards: FCC 15.407, RSS-247  
 Reference Method: ANSI C63.10:2013, Section 12.5; KDB 789033 v02r02, Section F  
 Operational Mode: IEEE 802.11ac (VHT40), Channel: 62, 5310 MHz  
 Operating Conditions: Tnom/Vnom  
 Operator: Radwan Jaafar  
 Test Site: Eurofins Product Service GmbH  
 Test Date: 2023-08-11  
 Number of Antenna Ports: 1  
 Note: Bit rate = MCS 6, Power level = 14  
 Maximum Frequency [MHz]: 5293.860  
 Spectral Density [dBm/RBW]: -1.461  
 Resolution Bandwidth [MHz]: 1



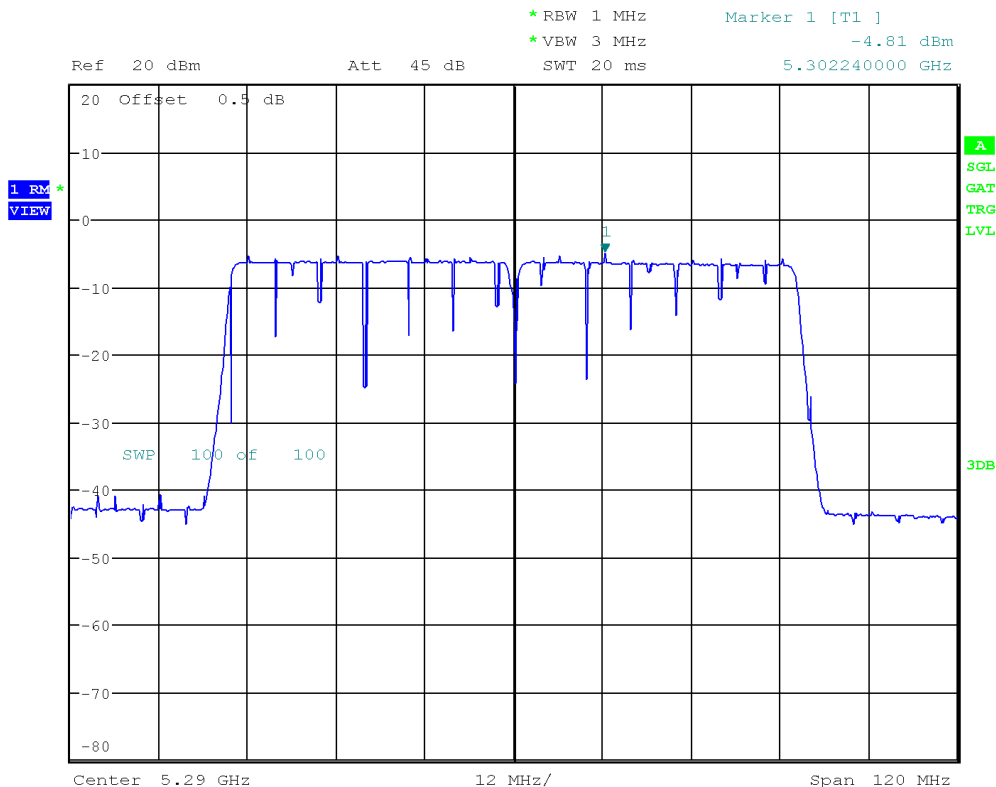
Date: 11.AUG.2023 11:22:02

Test Report No.: G0M-2302-1881-TFC407WF-W276-V03

Eurofins Product Service GmbH  
 Storkower Str. 38c, D-15526 Reichenwalde, Germany

### Maximum Power Spectral Density

Project Number: G0M-2302-1881  
 Applicant: u-blox AG  
 Model Description: Host-based multiradio module  
 Model: MAYA-W276-00B  
 Test Sample ID: 44052  
 Reference Standards: FCC 15.407, RSS-247  
 Reference Method: ANSI C63.10:2013, Section 12.5; KDB 789033 v02r02, Section F  
 Operational Mode: IEEE 802.11ac (VHT80), Channel: 58, 5290 MHz  
 Operating Conditions: Tnom/Vnom  
 Operator: Radwan Jaafar  
 Test Site: Eurofins Product Service GmbH  
 Test Date: 2023-08-11  
 Number of Antenna Ports: 1  
 Note: Bit rate = MCS 3, Power level = 14  
 Maximum Frequency [MHz]: 5302.240  
 Spectral Density [dBm/RBW]: -4.808  
 Resolution Bandwidth [MHz]: 1



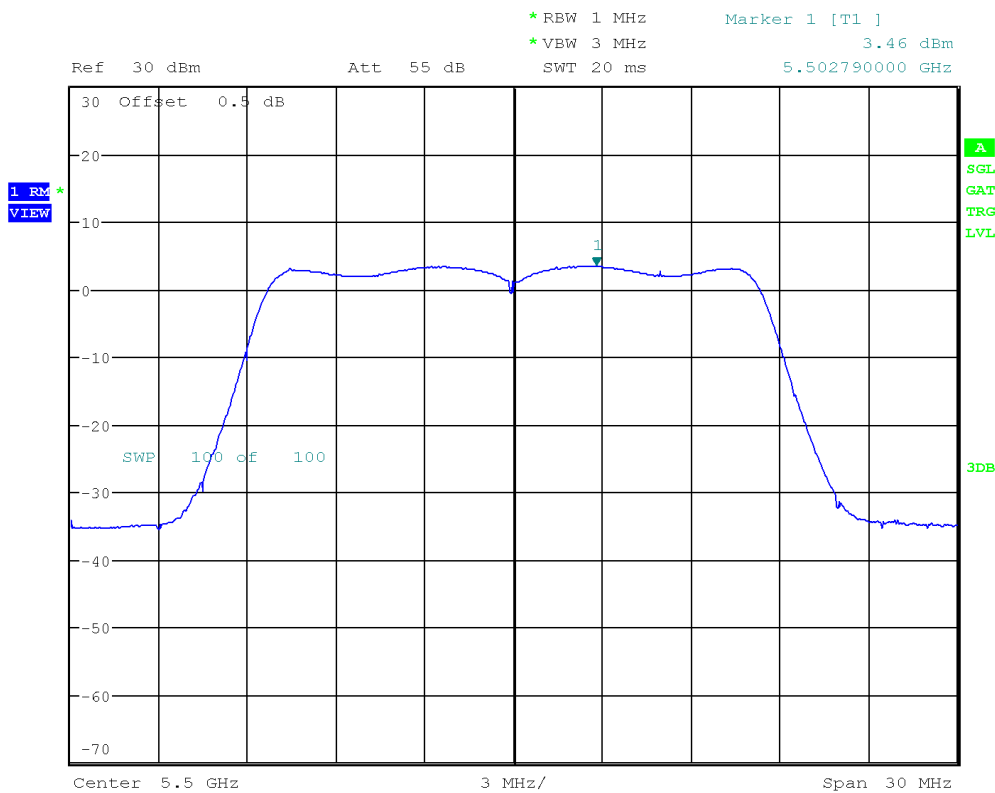
Date: 11.AUG.2023 11:24:44

Test Report No.: G0M-2302-1881-TFC407WF-W276-V03

Eurofins Product Service GmbH  
 Storkower Str. 38c, D-15526 Reichenwalde, Germany

### Maximum Power Spectral Density

Project Number: G0M-2302-1881  
 Applicant: u-blox AG  
 Model Description: Host-based multiradio module  
 Model: MAYA-W276-00B  
 Test Sample ID: 44052  
 Reference Standards: FCC 15.407, RSS-247  
 Reference Method: ANSI C63.10:2013, Section 12.5; KDB 789033 v02r02, Section F  
 Operational Mode: IEEE 802.11a, Channel: 100, 5500 MHz  
 Operating Conditions: Tnom/Vnom  
 Operator: Radwan Jaafar  
 Test Site: Eurofins Product Service GmbH  
 Test Date: 2023-08-11  
 Number of Antenna Ports: 1  
 Note: Bit rate = 9 Mbps, Power level = 17  
 Maximum Frequency [MHz]: 5502.790  
 Spectral Density [dBm/RBW]: 3.458  
 Resolution Bandwidth [MHz]: 1



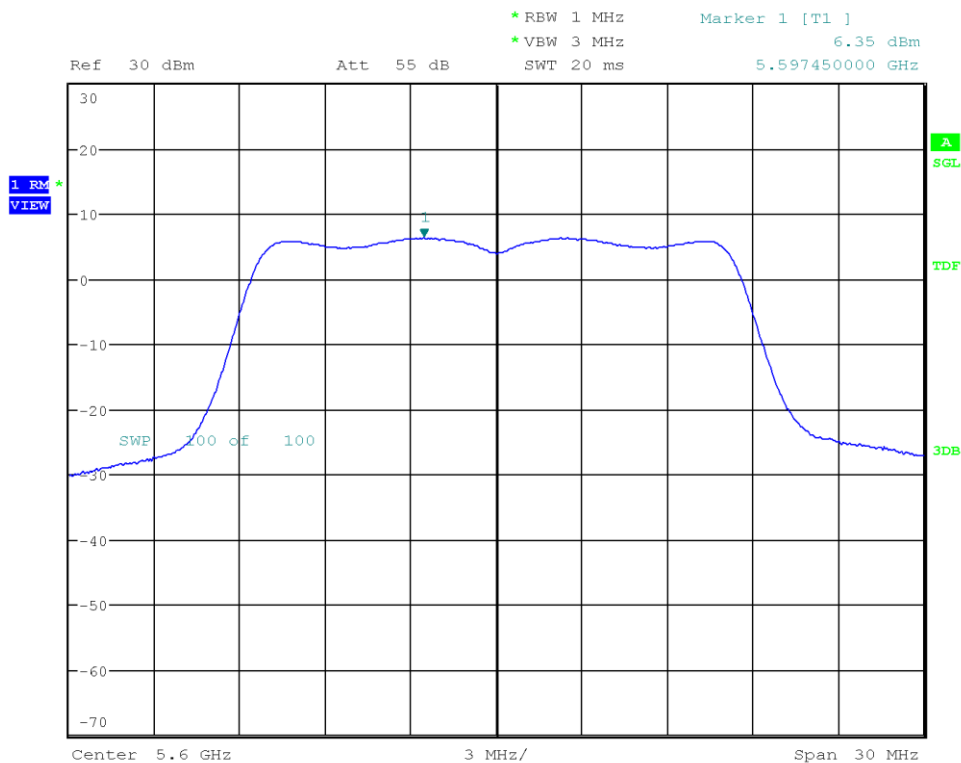
Date: 11.AUG.2023 11:28:57

Test Report No.: G0M-2302-1881-TFC407WF-W276-V03

Eurofins Product Service GmbH  
 Storkower Str. 38c, D-15526 Reichenwalde, Germany

### Maximum Power Spectral Density

Project Number: G0M-2302-1881  
 Applicant: u-blox AG  
 Model Description: Host-based multiradio module  
 Model: MAYA-W276-00B  
 Test Sample ID: 44052  
 Reference Standards: FCC 15.407, RSS-247  
 Reference Method: ANSI C63.10:2013, Section 12.5; KDB 789033 v02r02, Section F  
 Operational Mode: IEEE 802.11a, Channel: 120, 5600 MHz  
 Operating Conditions: Tnom/Vnom  
 Operator: Radwan Jaafar  
 Test Site: Eurofins Product Service GmbH  
 Test Date: 2023-06-08  
 Number of Antenna Ports: 1  
 Note: Bit rate= 6 Mbps, Power Level =19  
 Maximum Frequency [MHz]: 5597.450  
 Spectral Density [dBm/RBW]: 6.349  
 Resolution Bandwidth [MHz]: 1



Date: 8.JUN.2023 14:12:48

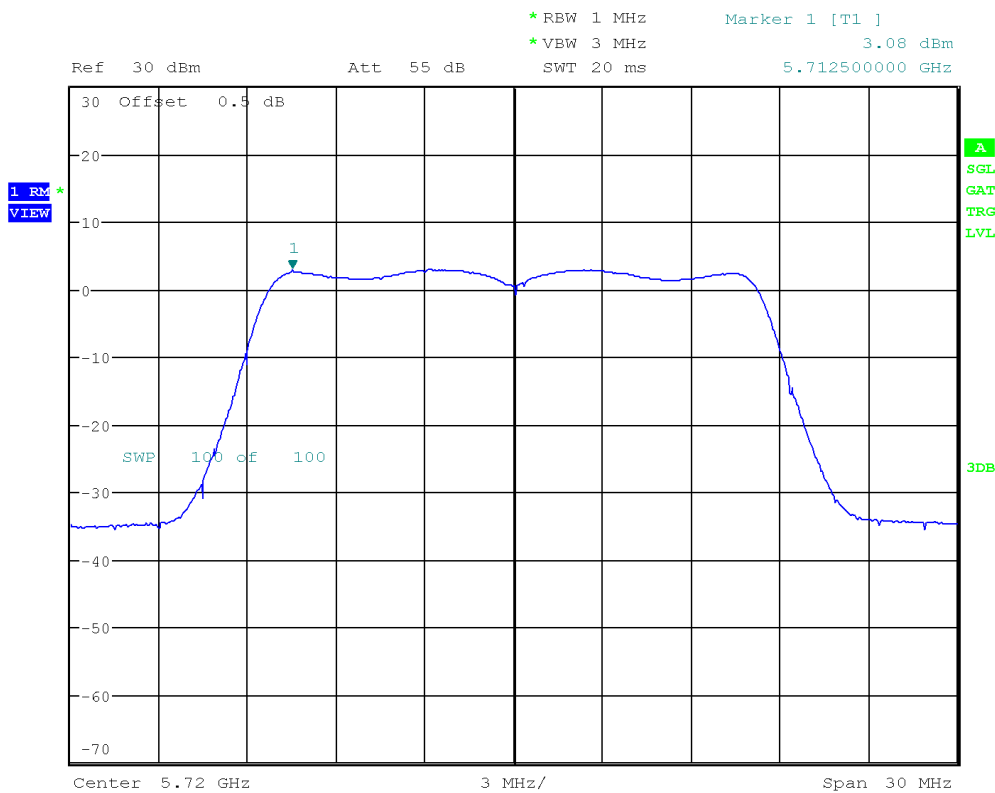
Test Report No.: G0M-2302-1881-TFC407WF-W276-V03

Eurofins Product Service GmbH  
 Storkower Str. 38c, D-15526 Reichenwalde, Germany



### Maximum Power Spectral Density

Project Number: G0M-2302-1881  
 Applicant: u-blox AG  
 Model Description: Host-based multiradio module  
 Model: MAYA-W276-00B  
 Test Sample ID: 44052  
 Reference Standards: FCC 15.407, RSS-247  
 Reference Method: ANSI C63.10:2013, Section 12.5; KDB 789033 v02r02, Section F  
 Operational Mode: IEEE 802.11a, Channel: 144, 5720 MHz  
 Operating Conditions: Tnom/Vnom  
 Operator: Radwan Jaafar  
 Test Site: Eurofins Product Service GmbH  
 Test Date: 2023-08-11  
 Number of Antenna Ports: 1  
 Note: Bit rate = 9 Mbps, Power level = 16  
 Maximum Frequency [MHz]: 5712.500  
 Spectral Density [dBm/RBW]: 3.076  
 Resolution Bandwidth [MHz]: 1



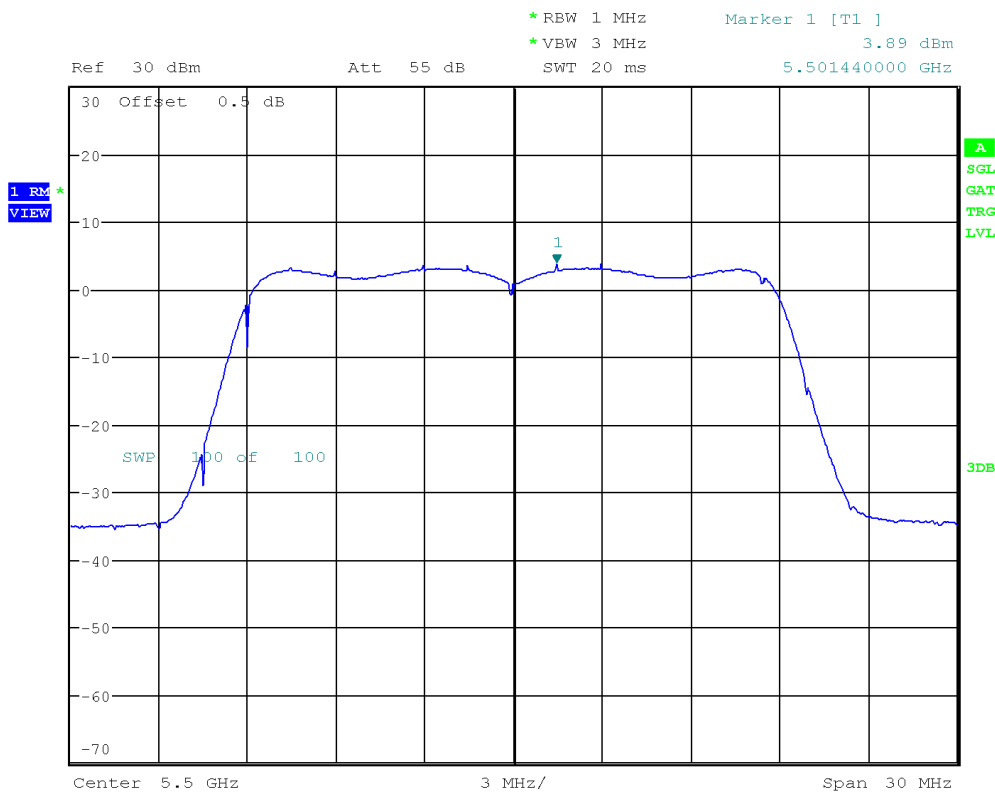
Date: 11.AUG.2023 11:34:32

Test Report No.: G0M-2302-1881-TFC407WF-W276-V03

Eurofins Product Service GmbH  
 Storkower Str. 38c, D-15526 Reichenwalde, Germany

### Maximum Power Spectral Density

Project Number: G0M-2302-1881  
 Applicant: u-blox AG  
 Model Description: Host-based multiradio module  
 Model: MAYA-W276-00B  
 Test Sample ID: 44052  
 Reference Standards: FCC 15.407, RSS-247  
 Reference Method: ANSI C63.10:2013, Section 12.5; KDB 789033 v02r02, Section F  
 Operational Mode: IEEE 802.11n (HT20), Channel: 100, 5500 MHz  
 Operating Conditions: Tnom/Vnom  
 Operator: Radwan Jaafar  
 Test Site: Eurofins Product Service GmbH  
 Test Date: 2023-08-11  
 Number of Antenna Ports: 1  
 Note: Bit rate = MCS 3, Power level = 17  
 Maximum Frequency [MHz]: 5501.440  
 Spectral Density [dBm/RBW]: 3.887  
 Resolution Bandwidth [MHz]: 1



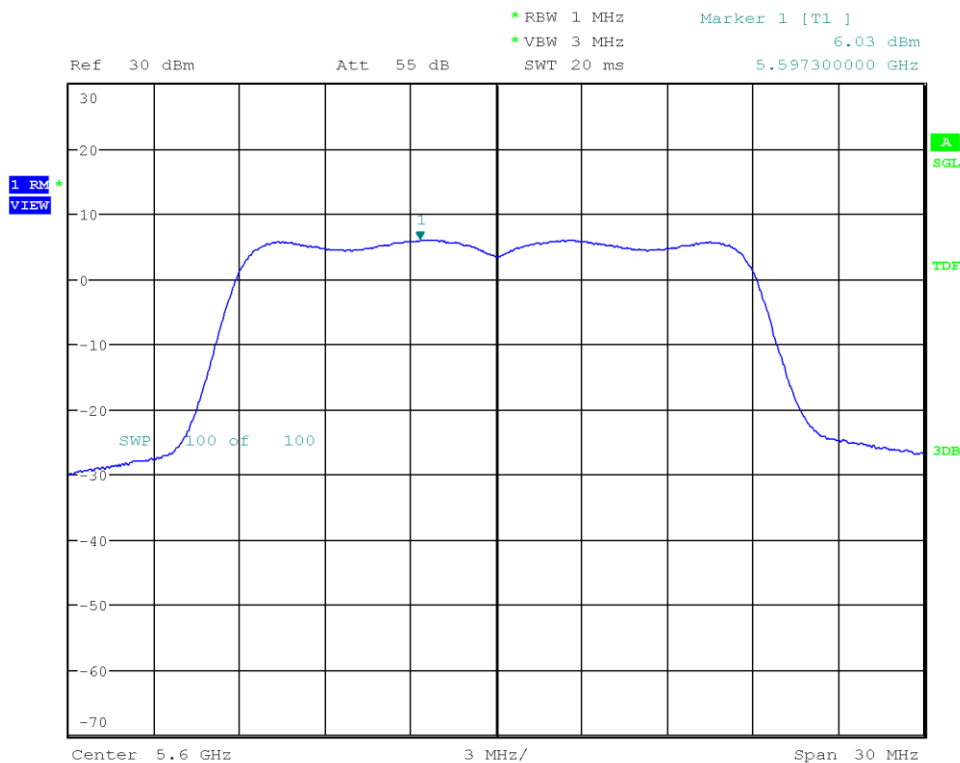
Date: 11.AUG.2023 11:30:27

Test Report No.: G0M-2302-1881-TFC407WF-W276-V03

Eurofins Product Service GmbH  
 Storkower Str. 38c, D-15526 Reichenwalde, Germany

### Maximum Power Spectral Density

Project Number: G0M-2302-1881  
 Applicant: u-blox AG  
 Model Description: Host-based multiradio module  
 Model: MAYA-W276-00B  
 Test Sample ID: 44052  
 Reference Standards: FCC 15.407, RSS-247  
 Reference Method: ANSI C63.10:2013, Section 12.5; KDB 789033 v02r02, Section F  
 Operational Mode: IEEE 802.11n (HT20), Channel: 120, 5600 MHz  
 Operating Conditions: Tnom/Vnom  
 Operator: Radwan Jaafar  
 Test Site: Eurofins Product Service GmbH  
 Test Date: 2023-06-08  
 Number of Antenna Ports: 1  
 Note: Bit rate= MCS 6, Power Level =19  
 Maximum Frequency [MHz]: 5597.300  
 Spectral Density [dBm/RBW]: 6.030  
 Resolution Bandwidth [MHz]: 1



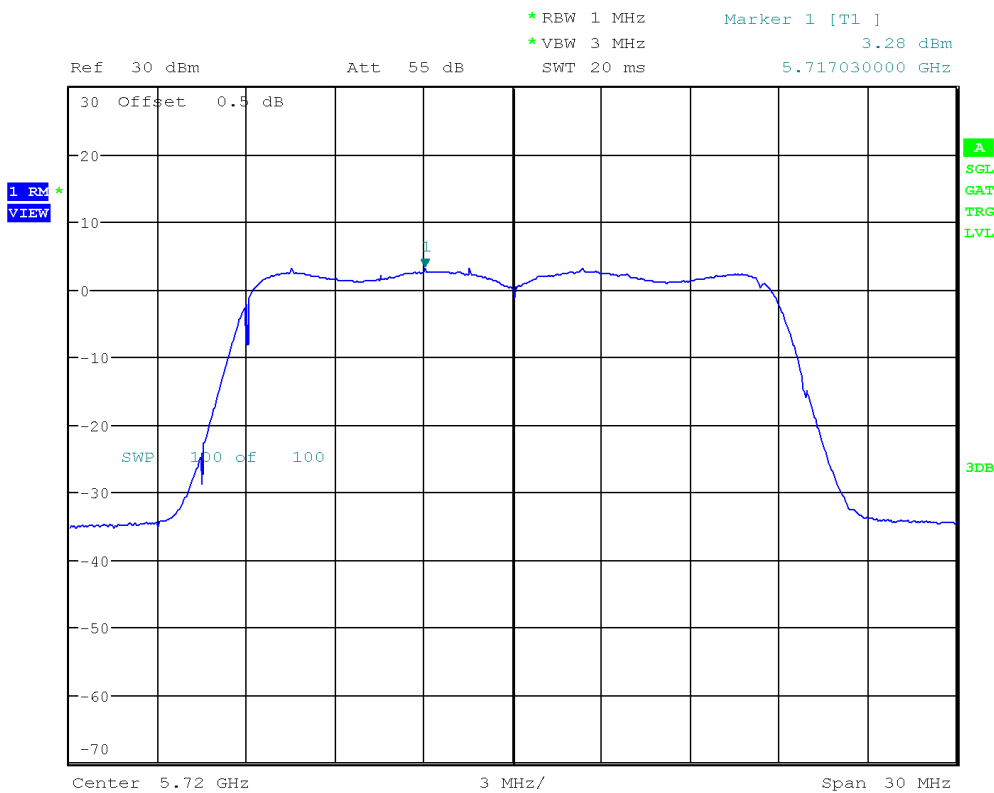
Date: 8.JUN.2023 14:16:08

Test Report No.: G0M-2302-1881-TFC407WF-W276-V03

Eurofins Product Service GmbH  
 Storkower Str. 38c, D-15526 Reichenwalde, Germany

### Maximum Power Spectral Density

Project Number: G0M-2302-1881  
 Applicant: u-blox AG  
 Model Description: Host-based multiradio module  
 Model: MAYA-W276-00B  
 Test Sample ID: 44052  
 Reference Standards: FCC 15.407, RSS-247  
 Reference Method: ANSI C63.10:2013, Section 12.5; KDB 789033 v02r02, Section F  
 Operational Mode: IEEE 802.11n (HT20), Channel: 144, 5720 MHz  
 Operating Conditions: Tnom/Vnom  
 Operator: Radwan Jaafar  
 Test Site: Eurofins Product Service GmbH  
 Test Date: 2023-08-11  
 Number of Antenna Ports: 1  
 Note: Bit rate = MCS 3, Power level = 16  
 Maximum Frequency [MHz]: 5717.030  
 Spectral Density [dBm/RBW]: 3.280  
 Resolution Bandwidth [MHz]: 1



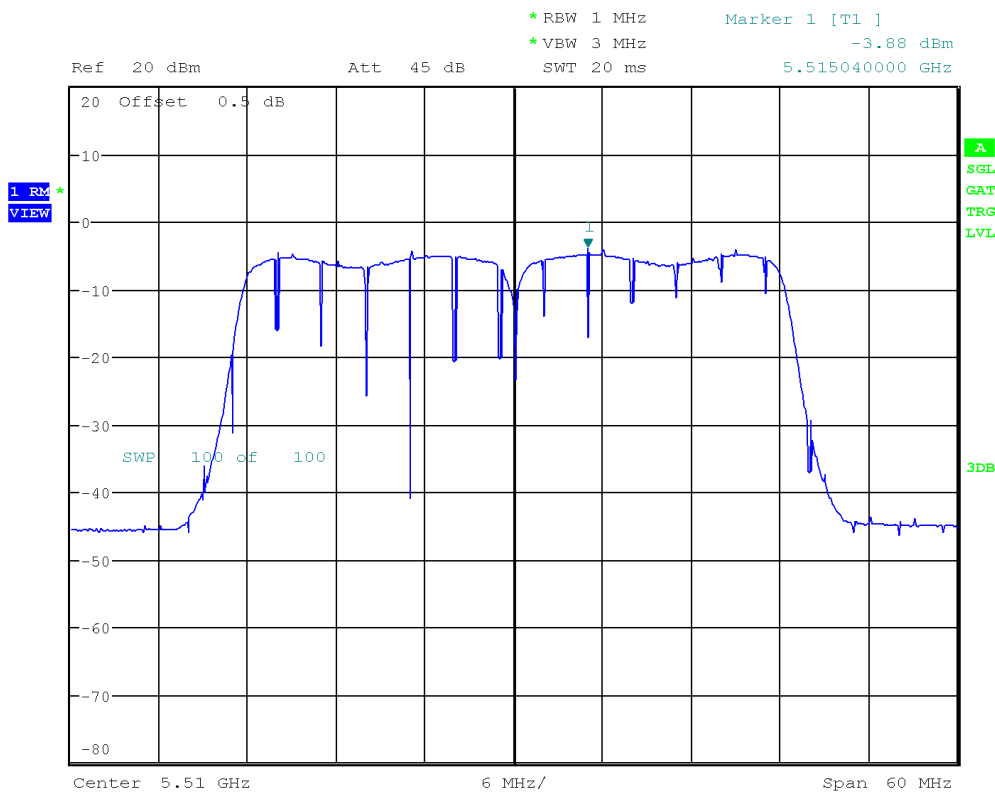
Date: 11.AUG.2023 11:35:57

Test Report No.: G0M-2302-1881-TFC407WF-W276-V03

Eurofins Product Service GmbH  
 Storkower Str. 38c, D-15526 Reichenwalde, Germany

### Maximum Power Spectral Density

Project Number: G0M-2302-1881  
 Applicant: u-blox AG  
 Model Description: Host-based multiradio module  
 Model: MAYA-W276-00B  
 Test Sample ID: 44052  
 Reference Standards: FCC 15.407, RSS-247  
 Reference Method: ANSI C63.10:2013, Section 12.5; KDB 789033 v02r02, Section F  
 Operational Mode: IEEE 802.11n (HT40), Channel: 102, 5510 MHz  
 Operating Conditions: Tnom/Vnom  
 Operator: Radwan Jaafar  
 Test Site: Eurofins Product Service GmbH  
 Test Date: 2023-08-11  
 Number of Antenna Ports: 1  
 Note: Bit rate = MCS 5, Power level = 12  
 Maximum Frequency [MHz]: 5515.040  
 Spectral Density [dBm/RBW]: -3.881  
 Resolution Bandwidth [MHz]: 1



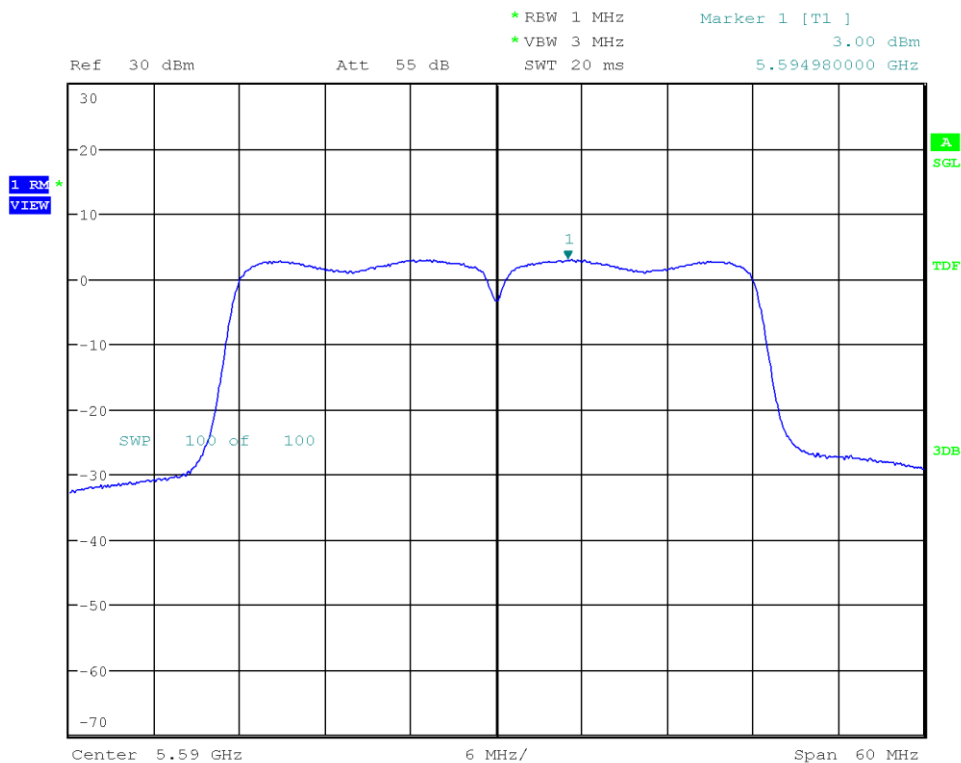
Date: 11.AUG.2023 11:47:07

Test Report No.: G0M-2302-1881-TFC407WF-W276-V03

Eurofins Product Service GmbH  
 Storkower Str. 38c, D-15526 Reichenwalde, Germany

### Maximum Power Spectral Density

Project Number: G0M-2302-1881  
 Applicant: u-blox AG  
 Model Description: Host-based multiradio module  
 Model: MAYA-W276-00B  
 Test Sample ID: 44052  
 Reference Standards: FCC 15.407, RSS-247  
 Reference Method: ANSI C63.10:2013, Section 12.5; KDB 789033 v02r02, Section F  
 Operational Mode: IEEE 802.11n (HT40), Channel: 118, 5590 MHz  
 Operating Conditions: Tnom/Vnom  
 Operator: Radwan Jaafar  
 Test Site: Eurofins Product Service GmbH  
 Test Date: 2023-06-08  
 Number of Antenna Ports: 1  
 Note: Bit rate= MCS 5, Power Level =19  
 Maximum Frequency [MHz]: 5594.980  
 Spectral Density [dBm/RBW]: 3.000  
 Resolution Bandwidth [MHz]: 1



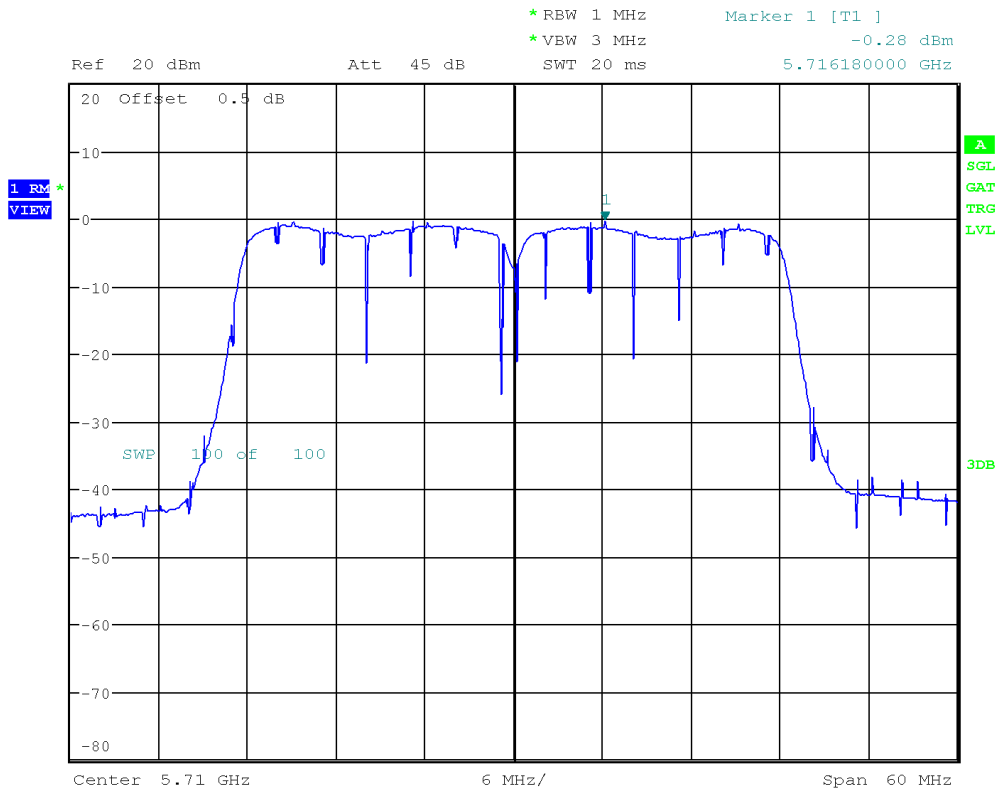
Date: 8.JUN.2023 14:21:18

Test Report No.: G0M-2302-1881-TFC407WF-W276-V03

Eurofins Product Service GmbH  
 Storkower Str. 38c, D-15526 Reichenwalde, Germany

### Maximum Power Spectral Density

Project Number: G0M-2302-1881  
 Applicant: u-blox AG  
 Model Description: Host-based multiradio module  
 Model: MAYA-W276-00B  
 Test Sample ID: 44052  
 Reference Standards: FCC 15.407, RSS-247  
 Reference Method: ANSI C63.10:2013, Section 12.5; KDB 789033 v02r02, Section F  
 Operational Mode: IEEE 802.11n (HT40), Channel: 142, 5710 MHz  
 Operating Conditions: Tnom/Vnom  
 Operator: Radwan Jaafar  
 Test Site: Eurofins Product Service GmbH  
 Test Date: 2023-08-11  
 Number of Antenna Ports: 1  
 Note: Bit rate = MCS 5, Power level = 16  
 Maximum Frequency [MHz]: 5716.180  
 Spectral Density [dBm/RBW]: -0.280  
 Resolution Bandwidth [MHz]: 1



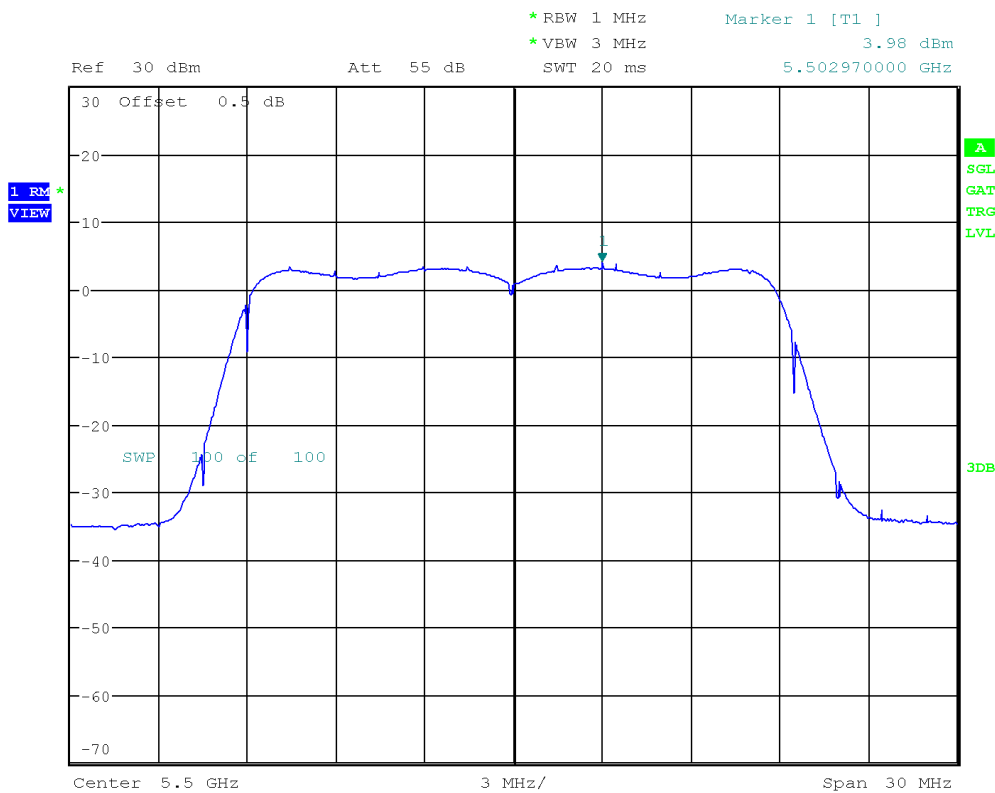
Date: 11.AUG.2023 11:54:41

Test Report No.: G0M-2302-1881-TFC407WF-W276-V03

Eurofins Product Service GmbH  
 Storkower Str. 38c, D-15526 Reichenwalde, Germany

### Maximum Power Spectral Density

Project Number: G0M-2302-1881  
 Applicant: u-blox AG  
 Model Description: Host-based multiradio module  
 Model: MAYA-W276-00B  
 Test Sample ID: 44052  
 Reference Standards: FCC 15.407, RSS-247  
 Reference Method: ANSI C63.10:2013, Section 12.5; KDB 789033 v02r02, Section F  
 Operational Mode: IEEE 802.11ac (VHT20), Channel: 100, 5500 MHz  
 Operating Conditions: Tnom/Vnom  
 Operator: Radwan Jaafar  
 Test Site: Eurofins Product Service GmbH  
 Test Date: 2023-08-11  
 Number of Antenna Ports: 1  
 Note: Bit rate = MCS 0, Power level = 17  
 Maximum Frequency [MHz]: 5502.970  
 Spectral Density [dBm/RBW]: 3.977  
 Resolution Bandwidth [MHz]: 1



Date: 11.AUG.2023 11:32:01

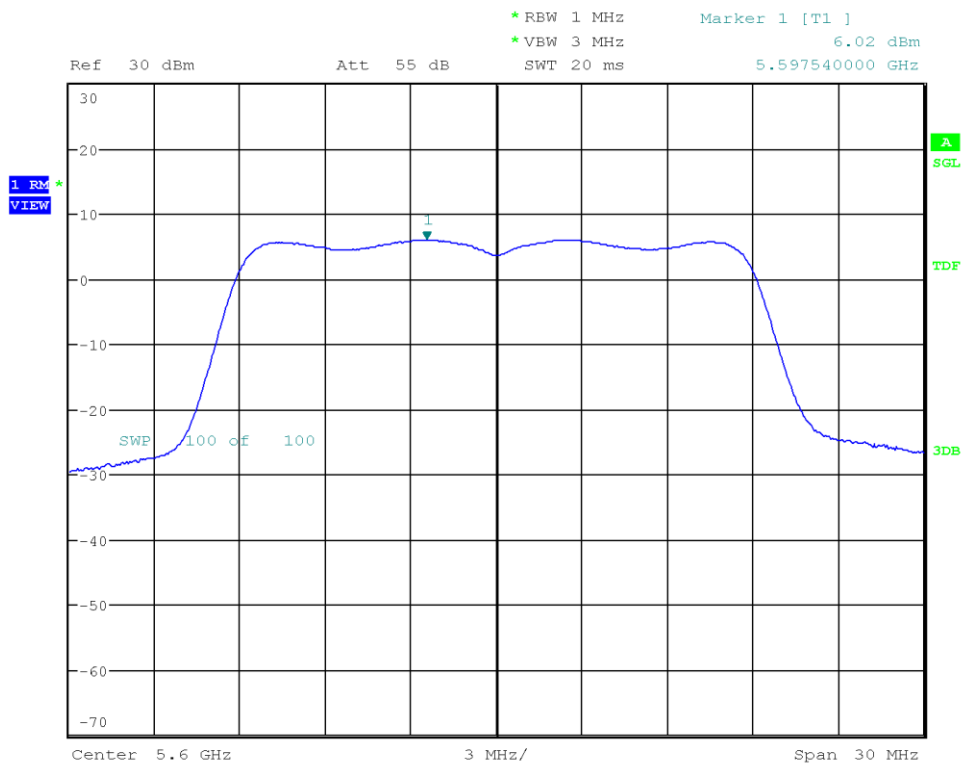
Test Report No.: G0M-2302-1881-TFC407WF-W276-V03

Eurofins Product Service GmbH  
 Storkower Str. 38c, D-15526 Reichenwalde, Germany



### Maximum Power Spectral Density

Project Number: G0M-2302-1881  
 Applicant: u-blox AG  
 Model Description: Host-based multiradio module  
 Model: MAYA-W276-00B  
 Test Sample ID: 44052  
 Reference Standards: FCC 15.407, RSS-247  
 Reference Method: ANSI C63.10:2013, Section 12.5; KDB 789033 v02r02, Section F  
 Operational Mode: IEEE 802.11ac (VHT20), Channel: 120, 5600 MHz  
 Operating Conditions: Tnom/Vnom  
 Operator: Radwan Jaafar  
 Test Site: Eurofins Product Service GmbH  
 Test Date: 2023-06-08  
 Number of Antenna Ports: 1  
 Note: Bit rate= MCS 1, Power Level =19  
 Maximum Frequency [MHz]: 5597.540  
 Spectral Density [dBm/RBW]: 6.023  
 Resolution Bandwidth [MHz]: 1



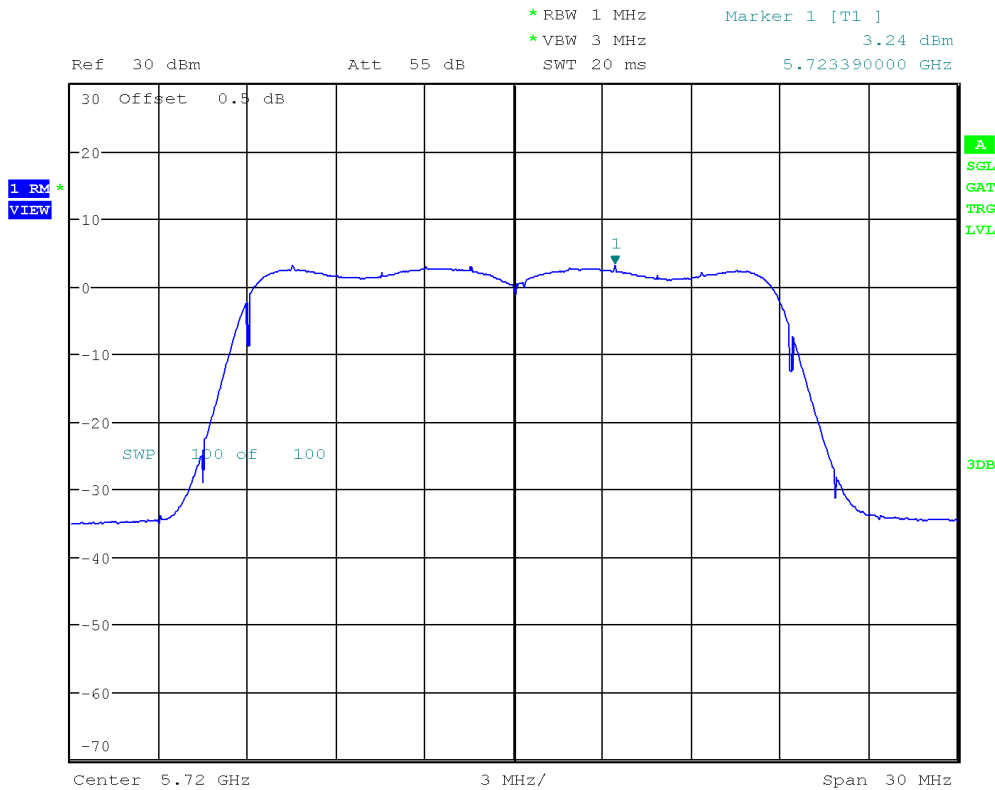
Date: 8.JUN.2023 14:25:00

Test Report No.: G0M-2302-1881-TFC407WF-W276-V03

Eurofins Product Service GmbH  
 Storkower Str. 38c, D-15526 Reichenwalde, Germany

### Maximum Power Spectral Density

Project Number: G0M-2302-1881  
 Applicant: u-blox AG  
 Model Description: Host-based multiradio module  
 Model: MAYA-W276-00B  
 Test Sample ID: 44052  
 Reference Standards: FCC 15.407, RSS-247  
 Reference Method: ANSI C63.10:2013, Section 12.5; KDB 789033 v02r02, Section F  
 Operational Mode: IEEE 802.11ac (VHT20), Channel: 144, 5720 MHz  
 Operating Conditions: Tnom/Vnom  
 Operator: Radwan Jaafar  
 Test Site: Eurofins Product Service GmbH  
 Test Date: 2023-08-11  
 Number of Antenna Ports: 1  
 Note: Bit rate = MCS 0, Power level = 16  
 Maximum Frequency [MHz]: 5723.390  
 Spectral Density [dBm/RBW]: 3.241  
 Resolution Bandwidth [MHz]: 1



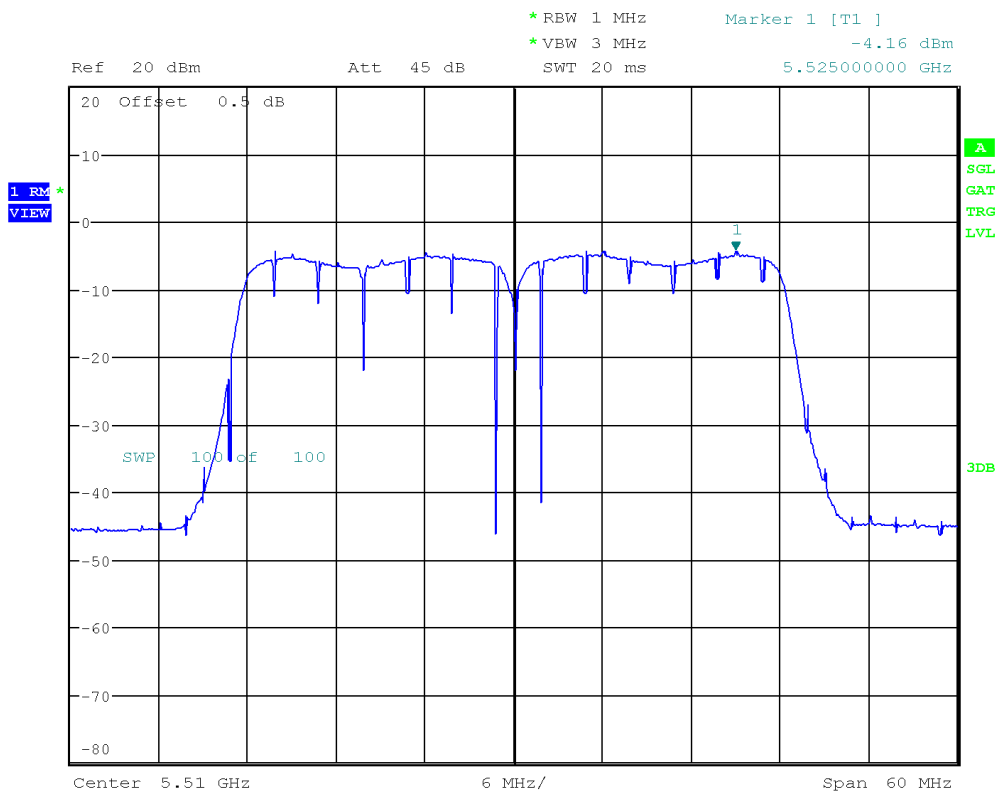
Date: 11.AUG.2023 11:37:49

Test Report No.: G0M-2302-1881-TFC407WF-W276-V03

Eurofins Product Service GmbH  
 Storkower Str. 38c, D-15526 Reichenwalde, Germany

### Maximum Power Spectral Density

Project Number: G0M-2302-1881  
 Applicant: u-blox AG  
 Model Description: Host-based multiradio module  
 Model: MAYA-W276-00B  
 Test Sample ID: 44052  
 Reference Standards: FCC 15.407, RSS-247  
 Reference Method: ANSI C63.10:2013, Section 12.5; KDB 789033 v02r02, Section F  
 Operational Mode: IEEE 802.11ac (VHT40), Channel: 102, 5510 MHz  
 Operating Conditions: Tnom/Vnom  
 Operator: Radwan Jaafar  
 Test Site: Eurofins Product Service GmbH  
 Test Date: 2023-08-11  
 Number of Antenna Ports: 1  
 Note: Bit rate = MCS 6, Power level = 12  
 Maximum Frequency [MHz]: 5525.000  
 Spectral Density [dBm/RBW]: -4.161  
 Resolution Bandwidth [MHz]: 1



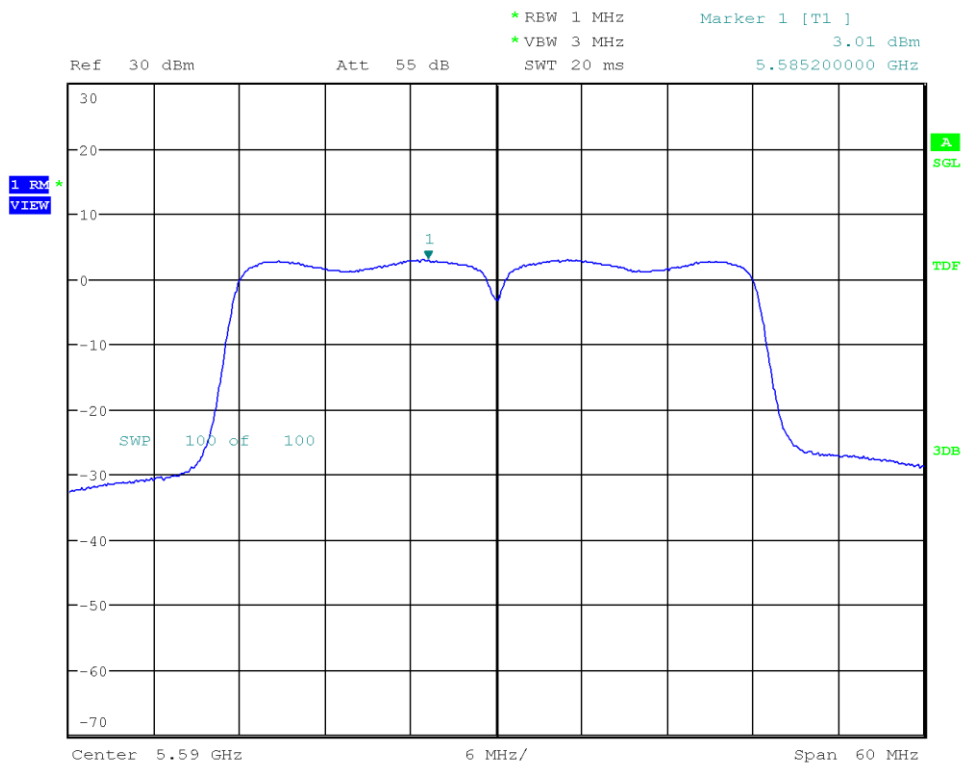
Date: 11.AUG.2023 11:48:47

Test Report No.: G0M-2302-1881-TFC407WF-W276-V03

Eurofins Product Service GmbH  
 Storkower Str. 38c, D-15526 Reichenwalde, Germany

### Maximum Power Spectral Density

Project Number: G0M-2302-1881  
 Applicant: u-blox AG  
 Model Description: Host-based multiradio module  
 Model: MAYA-W276-00B  
 Test Sample ID: 44052  
 Reference Standards: FCC 15.407, RSS-247  
 Reference Method: ANSI C63.10:2013, Section 12.5; KDB 789033 v02r02, Section F  
 Operational Mode: IEEE 802.11ac (VHT40), Channel: 118, 5590 MHz  
 Operating Conditions: Tnom/Vnom  
 Operator: Radwan Jaafar  
 Test Site: Eurofins Product Service GmbH  
 Test Date: 2023-06-08  
 Number of Antenna Ports: 1  
 Note: Bit rate= MCS 5, Power Level =19  
 Maximum Frequency [MHz]: 5585.200  
 Spectral Density [dBm/RBW]: 3.013  
 Resolution Bandwidth [MHz]: 1



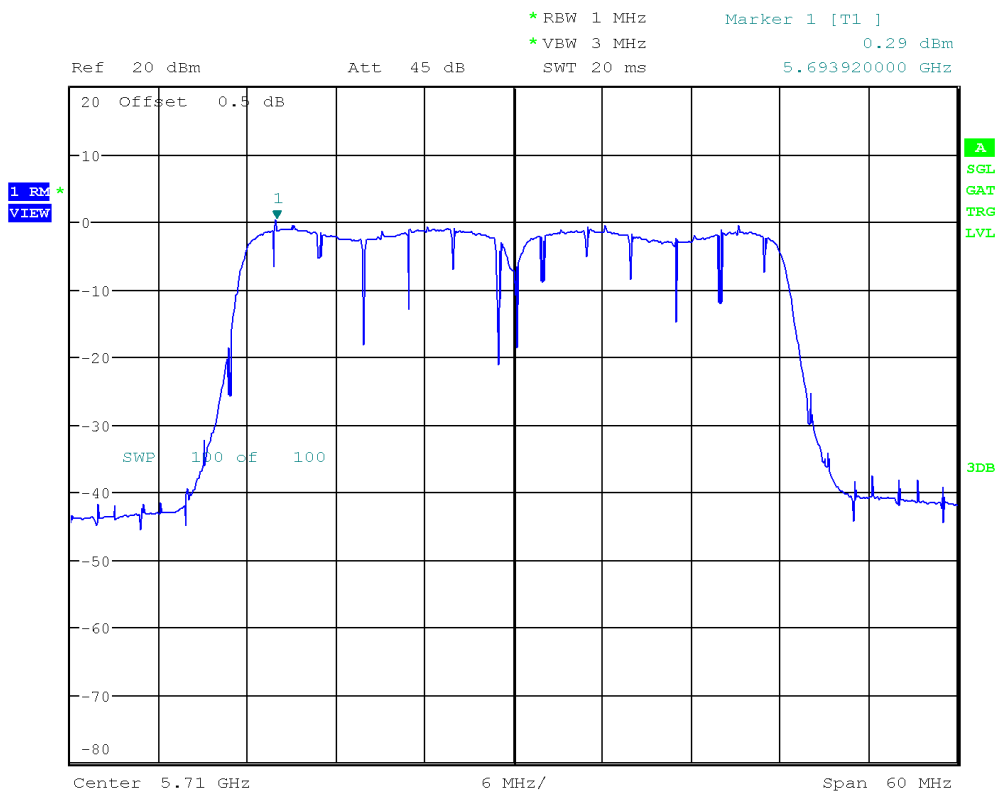
Date: 8.JUN.2023 14:31:22

Test Report No.: G0M-2302-1881-TFC407WF-W276-V03

Eurofins Product Service GmbH  
 Storkower Str. 38c, D-15526 Reichenwalde, Germany

### Maximum Power Spectral Density

Project Number: G0M-2302-1881  
 Applicant: u-blox AG  
 Model Description: Host-based multiradio module  
 Model: MAYA-W276-00B  
 Test Sample ID: 44052  
 Reference Standards: FCC 15.407, RSS-247  
 Reference Method: ANSI C63.10:2013, Section 12.5; KDB 789033 v02r02, Section F  
 Operational Mode: IEEE 802.11ac (VHT40), Channel: 142, 5710 MHz  
 Operating Conditions: Tnom/Vnom  
 Operator: Radwan Jaafar  
 Test Site: Eurofins Product Service GmbH  
 Test Date: 2023-08-11  
 Number of Antenna Ports: 1  
 Note: Bit rate = MCS 6, Power level = 16  
 Maximum Frequency [MHz]: 5693.920  
 Spectral Density [dBm/RBW]: 0.289  
 Resolution Bandwidth [MHz]: 1



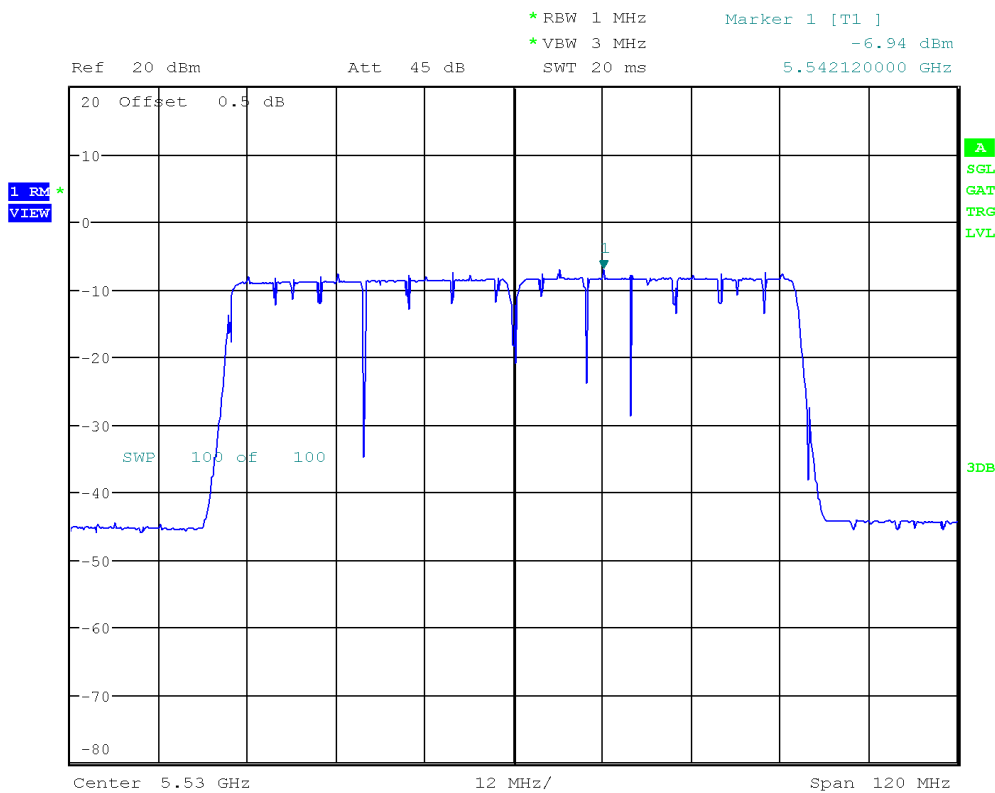
Date: 11.AUG.2023 11:56:49

Test Report No.: G0M-2302-1881-TFC407WF-W276-V03

Eurofins Product Service GmbH  
 Storkower Str. 38c, D-15526 Reichenwalde, Germany

### Maximum Power Spectral Density

Project Number: G0M-2302-1881  
 Applicant: u-blox AG  
 Model Description: Host-based multiradio module  
 Model: MAYA-W276-00B  
 Test Sample ID: 44052  
 Reference Standards: FCC 15.407, RSS-247  
 Reference Method: ANSI C63.10:2013, Section 12.5; KDB 789033 v02r02, Section F  
 Operational Mode: IEEE 802.11ac (VHT80), Channel: 106, 5530 MHz  
 Operating Conditions: Tnom/Vnom  
 Operator: Radwan Jaafar  
 Test Site: Eurofins Product Service GmbH  
 Test Date: 2023-08-11  
 Number of Antenna Ports: 1  
 Note: Bit rate = MCS 3, Power level = 12  
 Maximum Frequency [MHz]: 5542.120  
 Spectral Density [dBm/RBW]: -6.941  
 Resolution Bandwidth [MHz]: 1



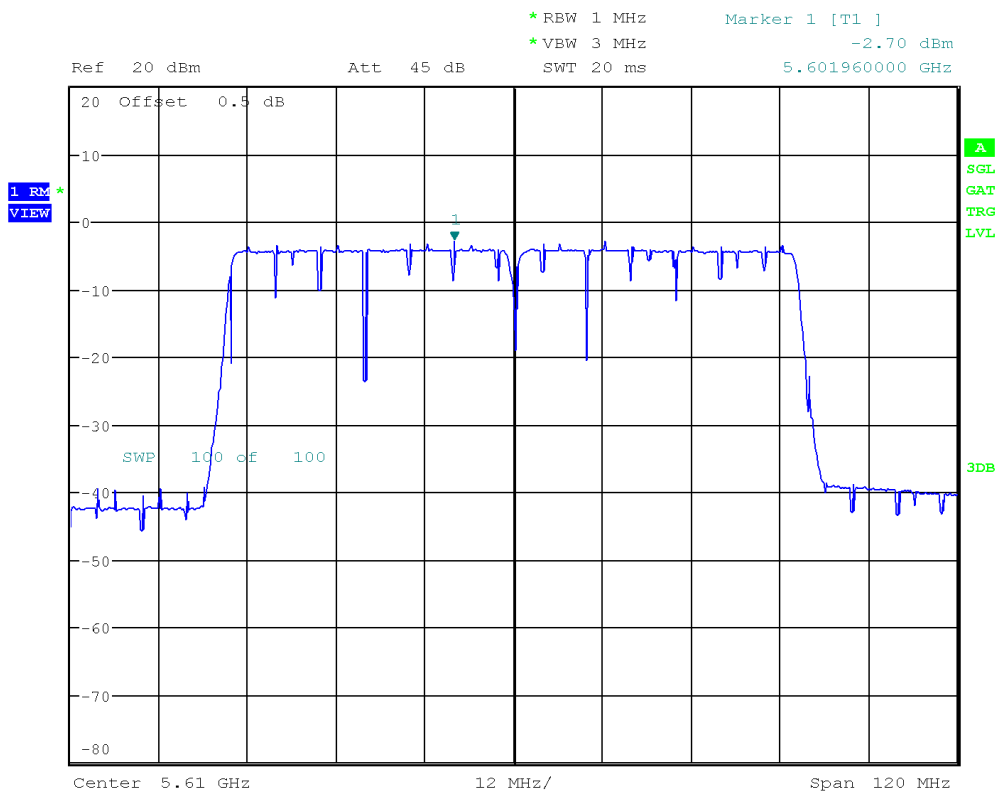
Date: 11.AUG.2023 11:59:32

Test Report No.: G0M-2302-1881-TFC407WF-W276-V03

Eurofins Product Service GmbH  
 Storkower Str. 38c, D-15526 Reichenwalde, Germany

### Maximum Power Spectral Density

Project Number: G0M-2302-1881  
 Applicant: u-blox AG  
 Model Description: Host-based multiradio module  
 Model: MAYA-W276-00B  
 Test Sample ID: 44052  
 Reference Standards: FCC 15.407, RSS-247  
 Reference Method: ANSI C63.10:2013, Section 12.5; KDB 789033 v02r02, Section F  
 Operational Mode: IEEE 802.11ac (VHT80), Channel: 122, 5610 MHz  
 Operating Conditions: Tnom/Vnom  
 Operator: Radwan Jaafar  
 Test Site: Eurofins Product Service GmbH  
 Test Date: 2023-08-11  
 Number of Antenna Ports: 1  
 Note: Bit rate = MCS 3, Power level = 16  
 Maximum Frequency [MHz]: 5601.960  
 Spectral Density [dBm/RBW]: -2.703  
 Resolution Bandwidth [MHz]: 1



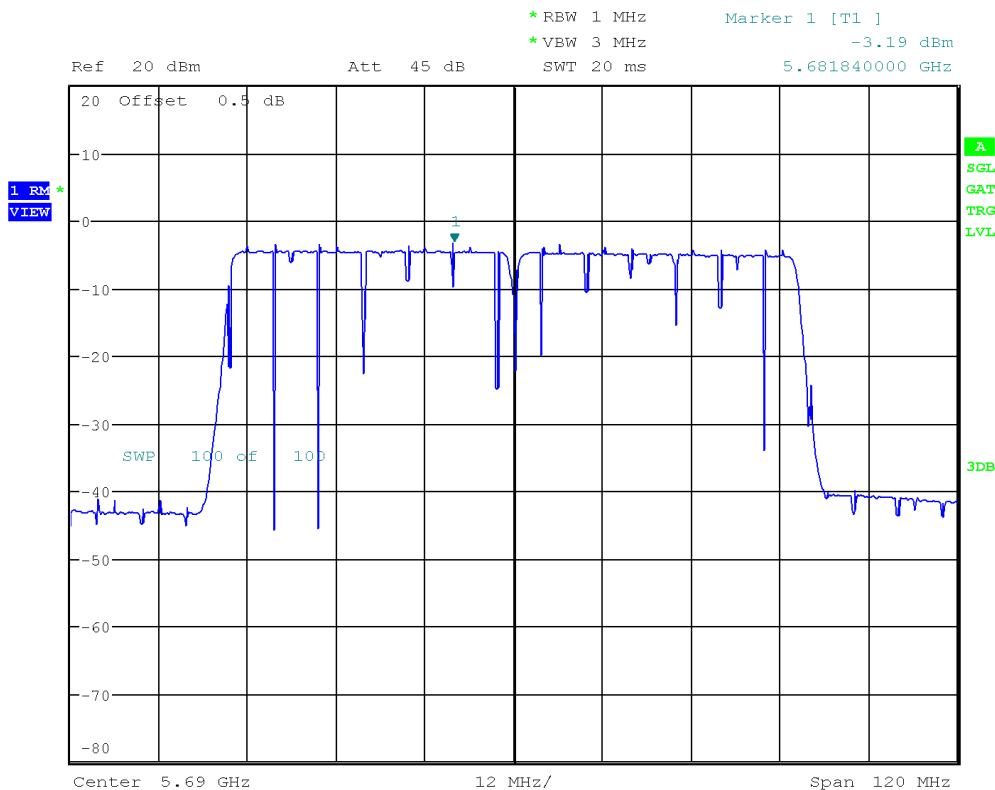
Date: 11.AUG.2023 12:01:10

Test Report No.: G0M-2302-1881-TFC407WF-W276-V03

Eurofins Product Service GmbH  
 Storkower Str. 38c, D-15526 Reichenwalde, Germany

### Maximum Power Spectral Density

Project Number: G0M-2302-1881  
 Applicant: u-blox AG  
 Model Description: Host-based multiradio module  
 Model: MAYA-W276-00B  
 Test Sample ID: 44052  
 Reference Standards: FCC 15.407, RSS-247  
 Reference Method: ANSI C63.10:2013, Section 12.5; KDB 789033 v02r02, Section F  
 Operational Mode: IEEE 802.11ac (VHT80), Channel: 138, 5690 MHz  
 Operating Conditions: Tnom/Vnom  
 Operator: Radwan Jaafar  
 Test Site: Eurofins Product Service GmbH  
 Test Date: 2023-08-11  
 Number of Antenna Ports: 1  
 Antenna Port(s):  
 Note: Bit rate = MCS 3, Power level = 16  
 Maximum Frequency [MHz]: 5681.840  
 Spectral Density [dBm/RBW]: -3.187  
 Resolution Bandwidth [MHz]: 1



Date: 11.AUG.2023 12:02:36

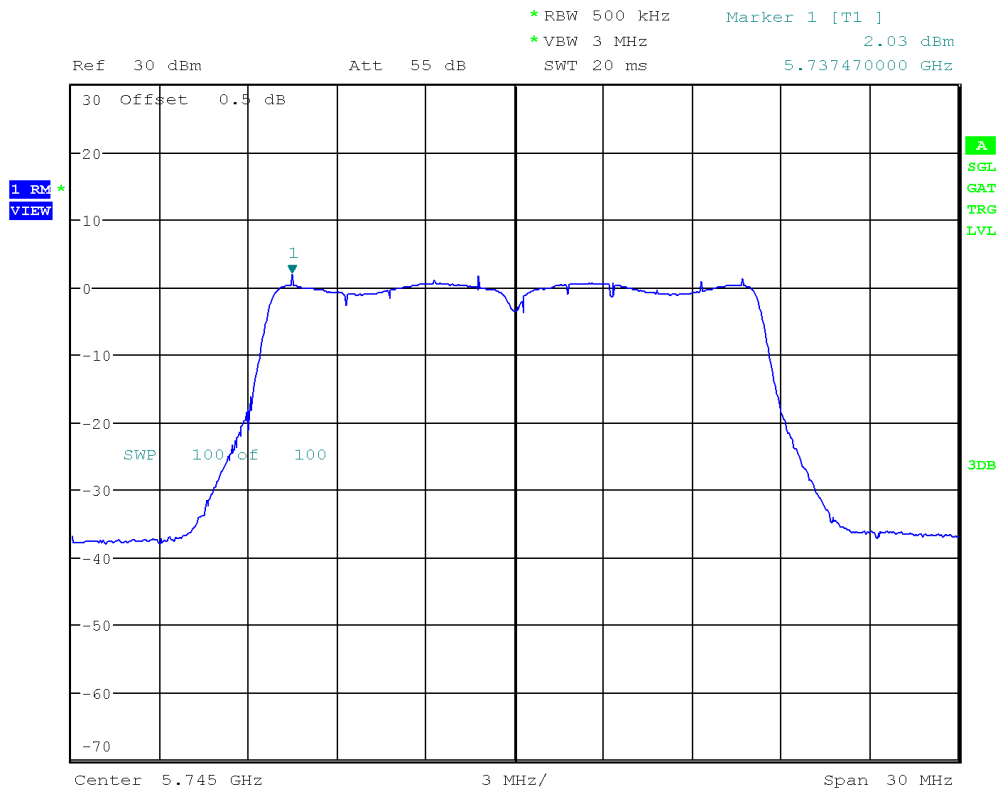
Test Report No.: G0M-2302-1881-TFC407WF-W276-V03

Eurofins Product Service GmbH  
 Storkower Str. 38c, D-15526 Reichenwalde, Germany



### Maximum Power Spectral Density

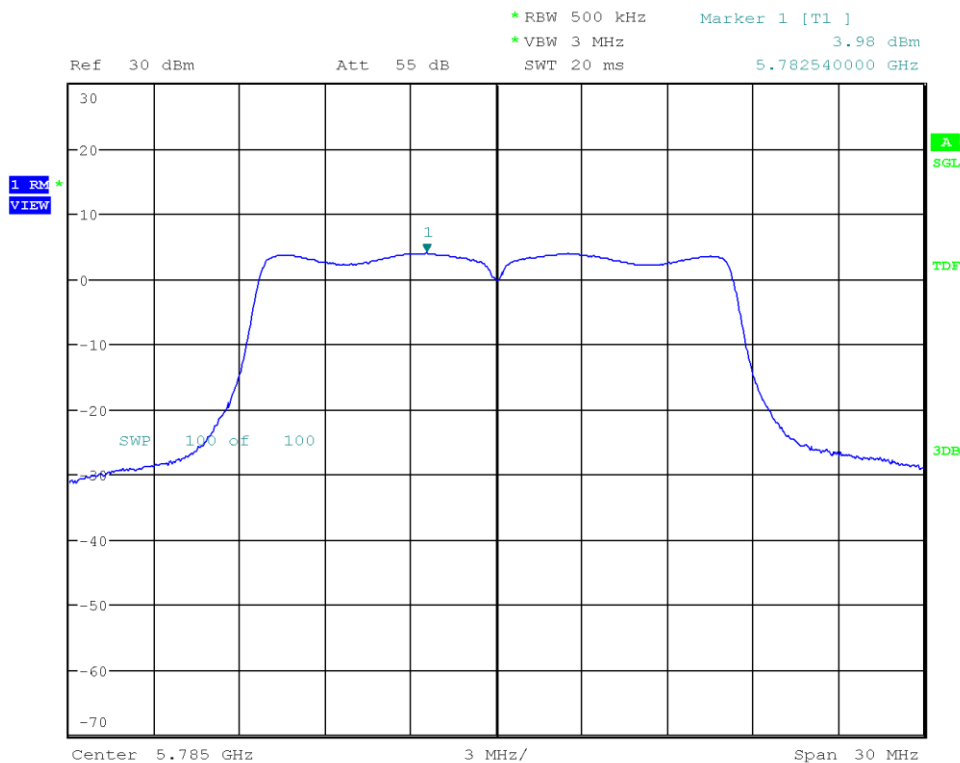
Project Number: G0M-2302-1881  
 Applicant: u-blox AG  
 Model Description: Host-based multiradio module  
 Model: MAYA-W276-00B  
 Test Sample ID: 44052  
 Reference Standards: FCC 15.407, RSS-247  
 Reference Method: ANSI C63.10:2013, Section 12.5; KDB 789033 v02r02, Section F  
 Operational Mode: IEEE 802.11a, Channel: 149, 5745 MHz  
 Operating Conditions: Tnom/Vnom  
 Operator: Radwan Jaafar  
 Test Site: Eurofins Product Service GmbH  
 Test Date: 2023-08-11  
 Number of Antenna Ports: 1  
 Note: Bit rate = 9 Mbps, Power level = 16  
 Maximum Frequency [MHz]: 5737.470  
 Spectral Density [dBm/RBW]: 2.031  
 Resolution Bandwidth [MHz]: 0.5



Date: 11.AUG.2023 12:06:57

### Maximum Power Spectral Density

Project Number: G0M-2302-1881  
 Applicant: u-blox AG  
 Model Description: Host-based multiradio module  
 Model: MAYA-W276-00B  
 Test Sample ID: 44052  
 Reference Standards: FCC 15.407, RSS-247  
 Reference Method: ANSI C63.10:2013, Section 12.5; KDB 789033 v02r02, Section F  
 Operational Mode: IEEE 802.11a, Channel: 157, 5785 MHz  
 Operating Conditions: Tnom/Vnom  
 Operator: Radwan Jaafar  
 Test Site: Eurofins Product Service GmbH  
 Test Date: 2023-06-08  
 Number of Antenna Ports: 1  
 Note: Bit rate= 6 Mbps, Power Level =19  
 Maximum Frequency [MHz]: 5782.540  
 Spectral Density [dBm/RBW]: 3.984  
 Resolution Bandwidth [MHz]: 0.5



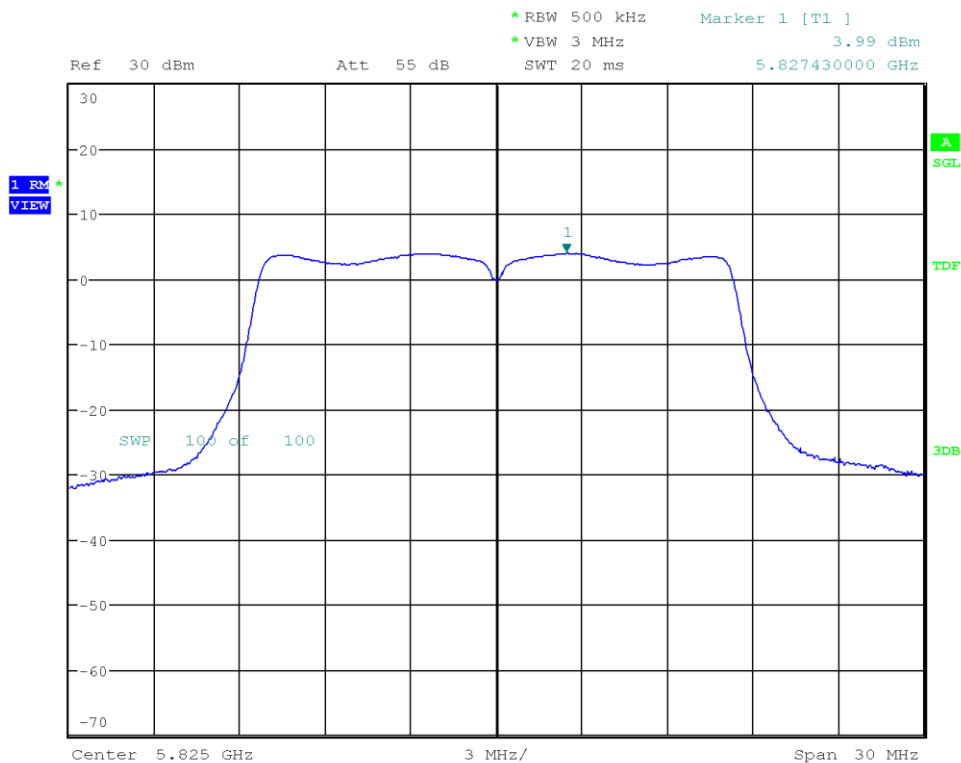
Date: 8.JUN.2023 14:55:22

Test Report No.: G0M-2302-1881-TFC407WF-W276-V03

Eurofins Product Service GmbH  
 Storkower Str. 38c, D-15526 Reichenwalde, Germany

### Maximum Power Spectral Density

Project Number: G0M-2302-1881  
 Applicant: u-blox AG  
 Model Description: Host-based multiradio module  
 Model: MAYA-W276-00B  
 Test Sample ID: 44052  
 Reference Standards: FCC 15.407, RSS-247  
 Reference Method: ANSI C63.10:2013, Section 12.5; KDB 789033 v02r02, Section F  
 Operational Mode: IEEE 802.11a, Channel: 165, 5825 MHz  
 Operating Conditions: Tnom/Vnom  
 Operator: Radwan Jaafar  
 Test Site: Eurofins Product Service GmbH  
 Test Date: 2023-06-08  
 Number of Antenna Ports: 1  
 Note: Bit rate= 6 Mbps, Power Level =19  
 Maximum Frequency [MHz]: 5827.430  
 Spectral Density [dBm/RBW]: 3.991  
 Resolution Bandwidth [MHz]: 0.5



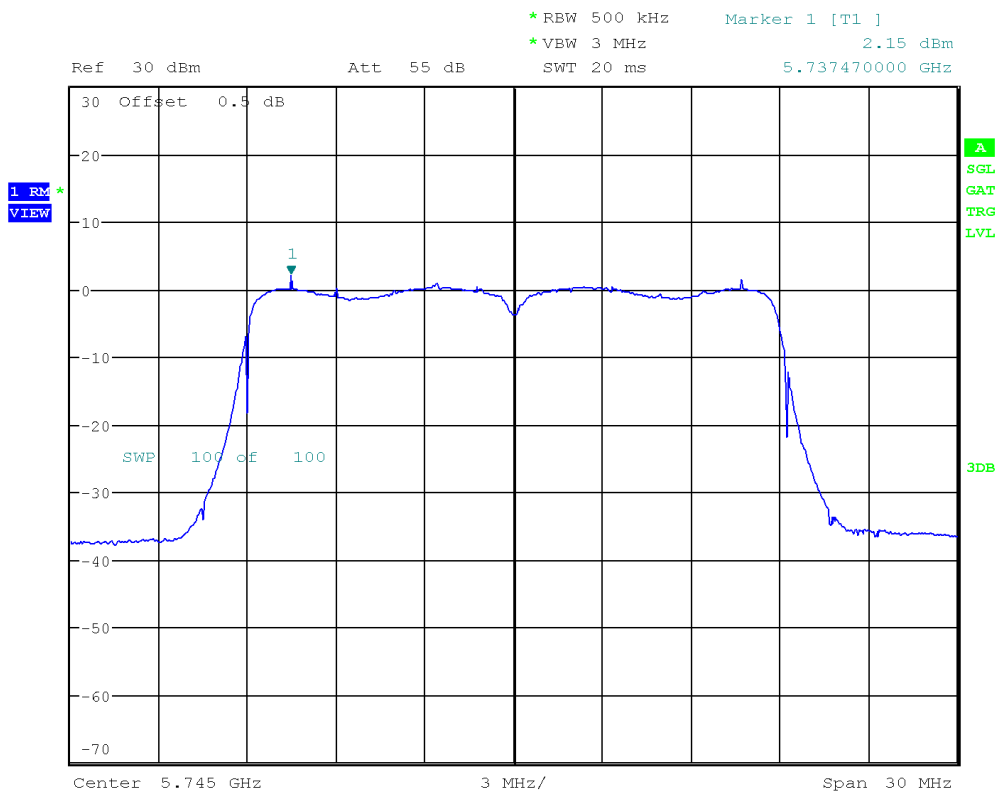
Date: 8.JUN.2023 14:56:22

Test Report No.: G0M-2302-1881-TFC407WF-W276-V03

Eurofins Product Service GmbH  
 Storkower Str. 38c, D-15526 Reichenwalde, Germany

### Maximum Power Spectral Density

Project Number: G0M-2302-1881  
 Applicant: u-blox AG  
 Model Description: Host-based multiradio module  
 Model: MAYA-W276-00B  
 Test Sample ID: 44052  
 Reference Standards: FCC 15.407, RSS-247  
 Reference Method: ANSI C63.10:2013, Section 12.5; KDB 789033 v02r02, Section F  
 Operational Mode: IEEE 802.11n (HT20), Channel: 149, 5745 MHz  
 Operating Conditions: Tnom/Vnom  
 Operator: Radwan Jaafar  
 Test Site: Eurofins Product Service GmbH  
 Test Date: 2023-08-11  
 Number of Antenna Ports: 1  
 Note: Bit rate = MCS 3, Power level = 16  
 Maximum Frequency [MHz]: 5737.470  
 Spectral Density [dBm/RBW]: 2.154  
 Resolution Bandwidth [MHz]: 0.5



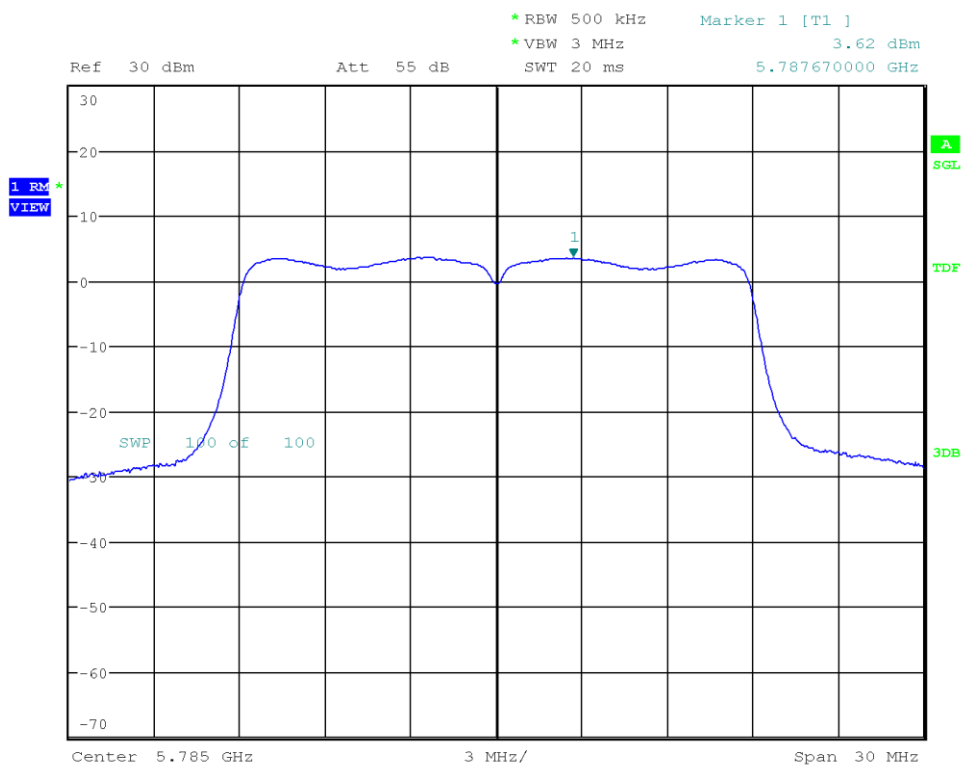
Date: 11.AUG.2023 12:08:10

Test Report No.: G0M-2302-1881-TFC407WF-W276-V03

Eurofins Product Service GmbH  
 Storkower Str. 38c, D-15526 Reichenwalde, Germany

## Maximum Power Spectral Density

Project Number: G0M-2302-1881  
 Applicant: u-blox AG  
 Model Description: Host-based multiradio module  
 Model: MAYA-W276-00B  
 Test Sample ID: 44052  
 Reference Standards: FCC 15.407, RSS-247  
 Reference Method: ANSI C63.10:2013, Section 12.5; KDB 789033 v02r02, Section F  
 Operational Mode: IEEE 802.11n (HT20), Channel: 157, 5785 MHz  
 Operating Conditions: Tnom/Vnom  
 Operator: Radwan Jaafar  
 Test Site: Eurofins Product Service GmbH  
 Test Date: 2023-06-08  
 Number of Antenna Ports: 1  
 Note: Bit rate= MCS 0, Power Level =19  
 Maximum Frequency [MHz]: 5787.670  
 Spectral Density [dBm/RBW]: 3.619  
 Resolution Bandwidth [MHz]: 0.5



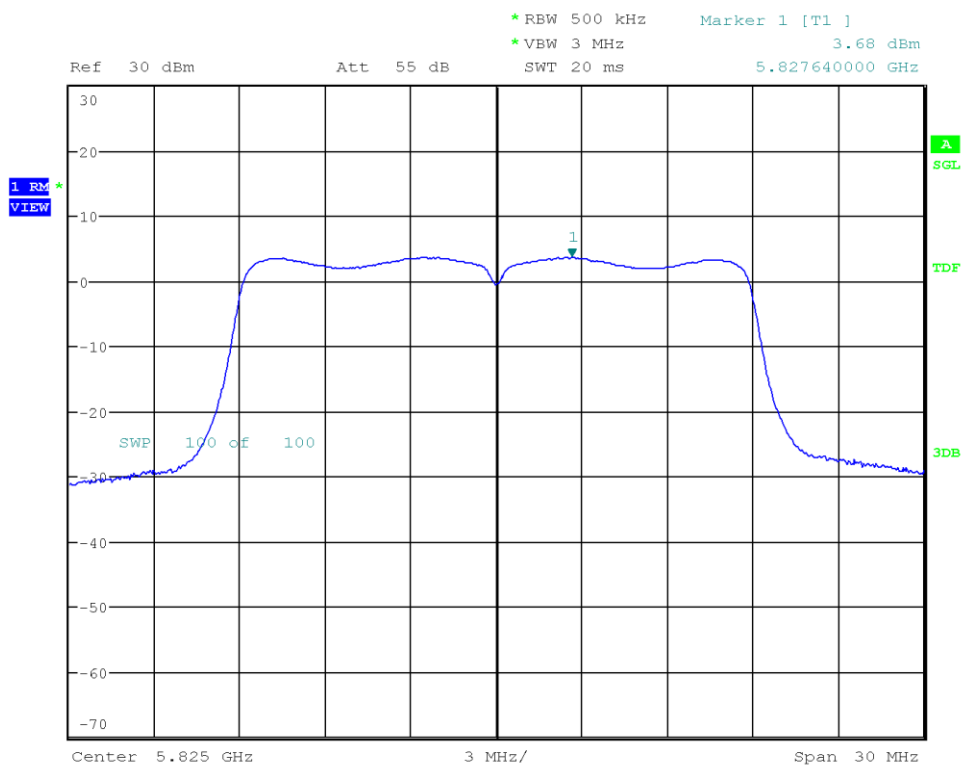
Date: 8.JUN.2023 14:59:08

Test Report No.: G0M-2302-1881-TFC407WF-W276-V03

Eurofins Product Service GmbH  
 Storkower Str. 38c, D-15526 Reichenwalde, Germany

### Maximum Power Spectral Density

Project Number: G0M-2302-1881  
 Applicant: u-blox AG  
 Model Description: Host-based multiradio module  
 Model: MAYA-W276-00B  
 Test Sample ID: 44052  
 Reference Standards: FCC 15.407, RSS-247  
 Reference Method: ANSI C63.10:2013, Section 12.5; KDB 789033 v02r02, Section F  
 Operational Mode: IEEE 802.11n (HT20), Channel: 165, 5825 MHz  
 Operating Conditions: Tnom/Vnom  
 Operator: Radwan Jaafar  
 Test Site: Eurofins Product Service GmbH  
 Test Date: 2023-06-08  
 Number of Antenna Ports: 1  
 Note: Bit rate= MCS 0, Power Level =19  
 Maximum Frequency [MHz]: 5827.640  
 Spectral Density [dBm/RBW]: 3.676  
 Resolution Bandwidth [MHz]: 0.5



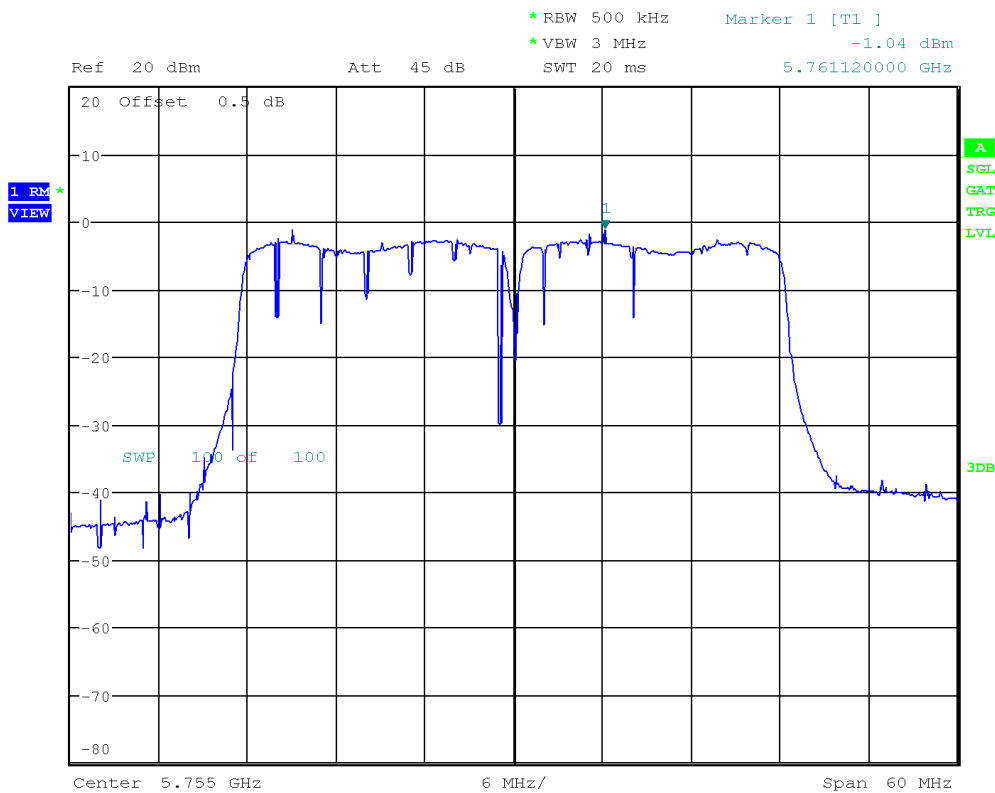
Date: 8.JUN.2023 14:59:53

Test Report No.: G0M-2302-1881-TFC407WF-W276-V03

Eurofins Product Service GmbH  
 Storkower Str. 38c, D-15526 Reichenwalde, Germany

### Maximum Power Spectral Density

Project Number: G0M-2302-1881  
 Applicant: u-blox AG  
 Model Description: Host-based multiradio module  
 Model: MAYA-W276-00B  
 Test Sample ID: 44052  
 Reference Standards: FCC 15.407, RSS-247  
 Reference Method: ANSI C63.10:2013, Section 12.5; KDB 789033 v02r02, Section F  
 Operational Mode: IEEE 802.11n (HT40), Channel: 151, 5755 MHz  
 Operating Conditions: Tnom/Vnom  
 Operator: Radwan Jaafar  
 Test Site: Eurofins Product Service GmbH  
 Test Date: 2023-08-11  
 Number of Antenna Ports: 1  
 Note: Bit rate = MCS 5, Power level = 16  
 Maximum Frequency [MHz]: 5761.120  
 Spectral Density [dBm/RBW]: -1.045  
 Resolution Bandwidth [MHz]: 0.5



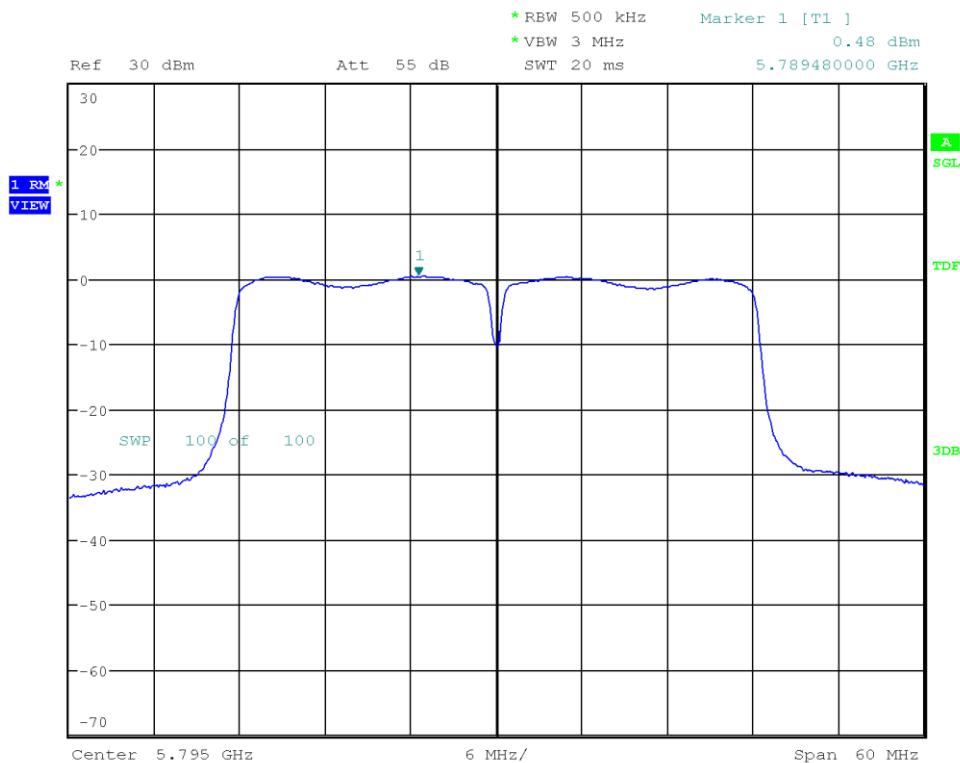
Date: 11.AUG.2023 12:15:07

Test Report No.: G0M-2302-1881-TFC407WF-W276-V03

Eurofins Product Service GmbH  
 Storkower Str. 38c, D-15526 Reichenwalde, Germany

### Maximum Power Spectral Density

Project Number: G0M-2302-1881  
 Applicant: u-blox AG  
 Model Description: Host-based multiradio module  
 Model: MAYA-W276-00B  
 Test Sample ID: 44052  
 Reference Standards: FCC 15.407, RSS-247  
 Reference Method: ANSI C63.10:2013, Section 12.5; KDB 789033 v02r02, Section F  
 Operational Mode: IEEE 802.11n (HT40), Channel: 159, 5795 MHz  
 Operating Conditions: Tnom/Vnom  
 Operator: Radwan Jaafar  
 Test Site: Eurofins Product Service GmbH  
 Test Date: 2023-06-08  
 Number of Antenna Ports: 1  
 Note: Bit rate= MCS 0, Power Level =19  
 Maximum Frequency [MHz]: 5789.480  
 Spectral Density [dBm/RBW]: 0.478  
 Resolution Bandwidth [MHz]: 0.5



Date: 8.JUN.2023 15:03:08

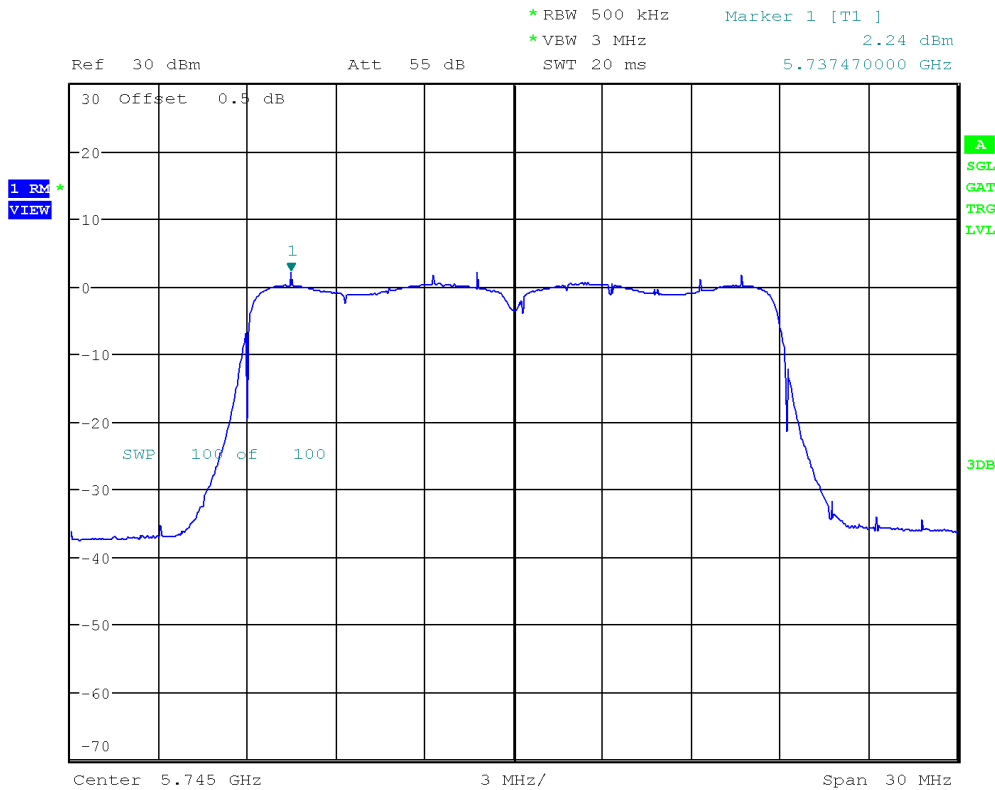
Test Report No.: G0M-2302-1881-TFC407WF-W276-V03

Eurofins Product Service GmbH  
 Storkower Str. 38c, D-15526 Reichenwalde, Germany



### Maximum Power Spectral Density

Project Number: G0M-2302-1881  
 Applicant: u-blox AG  
 Model Description: Host-based multiradio module  
 Model: MAYA-W276-00B  
 Test Sample ID: 44052  
 Reference Standards: FCC 15.407, RSS-247  
 Reference Method: ANSI C63.10:2013, Section 12.5; KDB 789033 v02r02, Section F  
 Operational Mode: IEEE 802.11ac (VHT20), Channel: 149, 5745 MHz  
 Operating Conditions: Tnom/Vnom  
 Operator: Radwan Jaafar  
 Test Site: Eurofins Product Service GmbH  
 Test Date: 2023-08-11  
 Number of Antenna Ports: 1  
 Note: Bit rate = MCS 0, Power level = 16  
 Maximum Frequency [MHz]: 5737.470  
 Spectral Density [dBm/RBW]: 2.239  
 Resolution Bandwidth [MHz]: 0.5



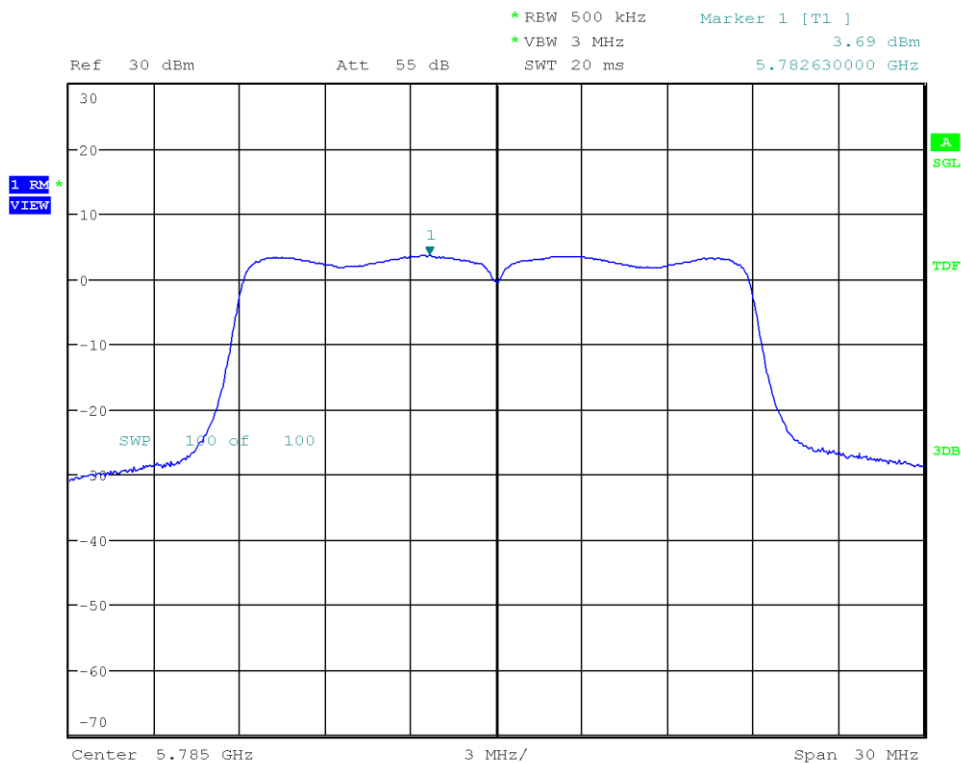
Date: 11.AUG.2023 12:13:38

Test Report No.: G0M-2302-1881-TFC407WF-W276-V03

Eurofins Product Service GmbH  
 Storkower Str. 38c, D-15526 Reichenwalde, Germany

### Maximum Power Spectral Density

Project Number: G0M-2302-1881  
 Applicant: u-blox AG  
 Model Description: Host-based multiradio module  
 Model: MAYA-W276-00B  
 Test Sample ID: 44052  
 Reference Standards: FCC 15.407, RSS-247  
 Reference Method: ANSI C63.10:2013, Section 12.5; KDB 789033 v02r02, Section F  
 Operational Mode: IEEE 802.11ac (VHT20), Channel: 157, 5785 MHz  
 Operating Conditions: Tnom/Vnom  
 Operator: Radwan Jaafar  
 Test Site: Eurofins Product Service GmbH  
 Test Date: 2023-06-08  
 Number of Antenna Ports: 1  
 Note: Bit rate= MCS 0, Power Level =19  
 Maximum Frequency [MHz]: 5782.630  
 Spectral Density [dBm/RBW]: 3.692  
 Resolution Bandwidth [MHz]: 0.5



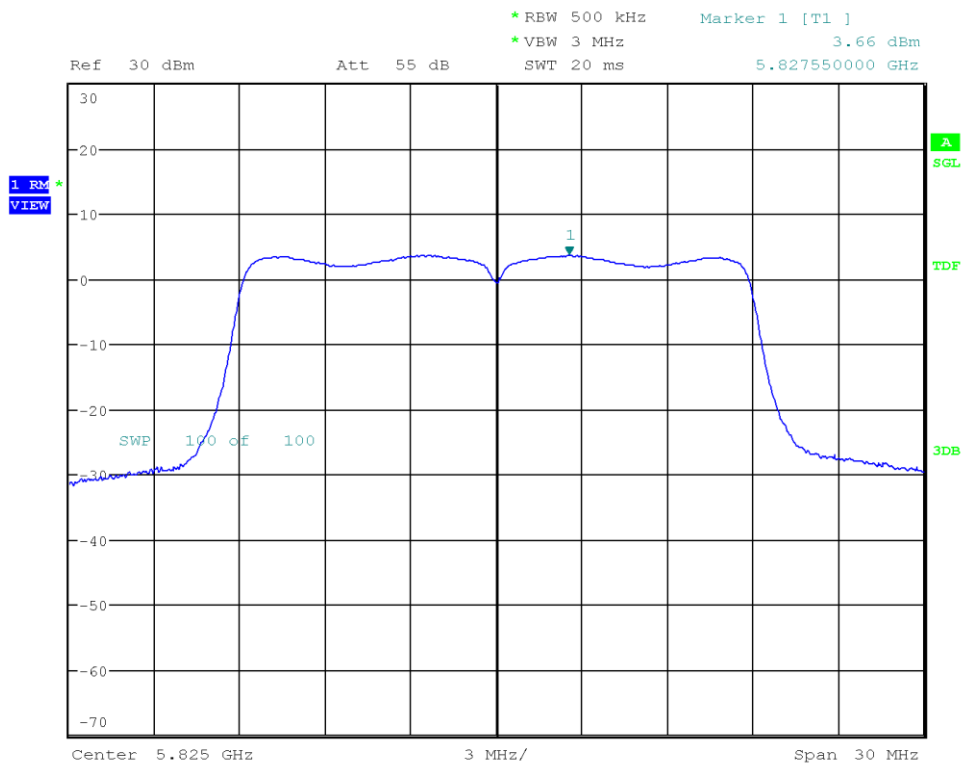
Date: 8.JUN.2023 15:05:23

Test Report No.: G0M-2302-1881-TFC407WF-W276-V03

Eurofins Product Service GmbH  
 Storkower Str. 38c, D-15526 Reichenwalde, Germany

### Maximum Power Spectral Density

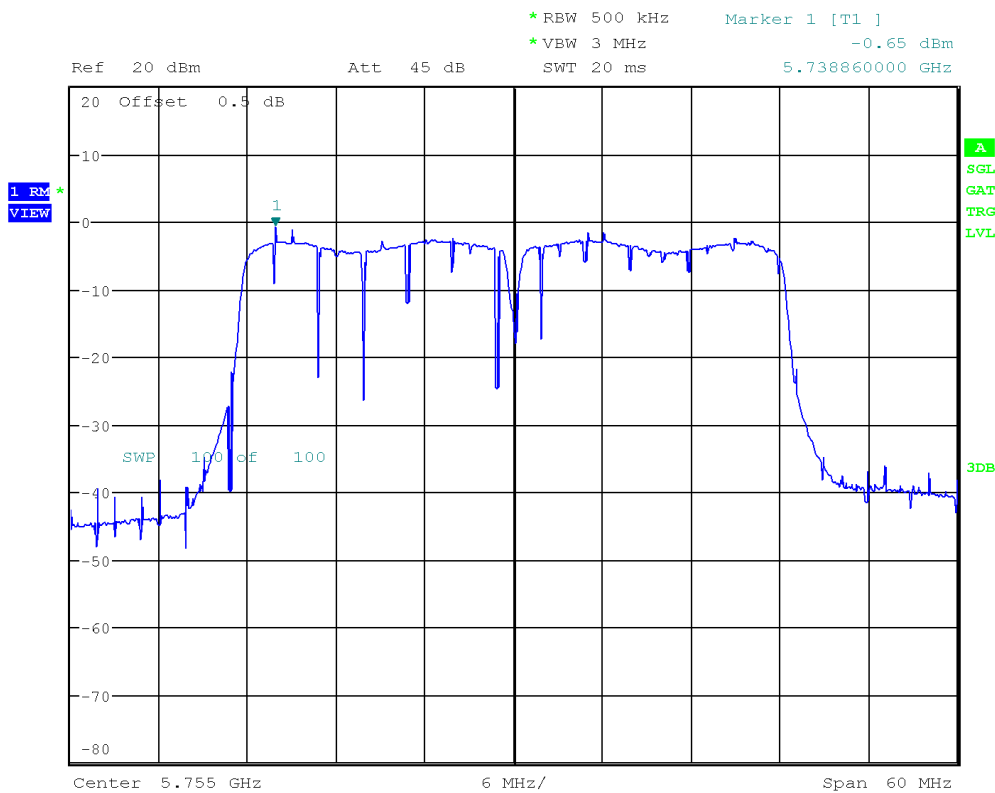
Project Number: G0M-2302-1881  
 Applicant: u-blox AG  
 Model Description: Host-based multiradio module  
 Model: MAYA-W276-00B  
 Test Sample ID: 44052  
 Reference Standards: FCC 15.407, RSS-247  
 Reference Method: ANSI C63.10:2013, Section 12.5; KDB 789033 v02r02, Section F  
 Operational Mode: IEEE 802.11ac (VHT20), Channel: 165, 5825 MHz  
 Operating Conditions: Tnom/Vnom  
 Operator: Radwan Jaafar  
 Test Site: Eurofins Product Service GmbH  
 Test Date: 2023-06-08  
 Number of Antenna Ports: 1  
 Note: Bit rate= MCS 0, Power Level =19  
 Maximum Frequency [MHz]: 5827.550  
 Spectral Density [dBm/RBW]: 3.658  
 Resolution Bandwidth [MHz]: 0.5



Date: 8.JUN.2023 15:06:38

### Maximum Power Spectral Density

Project Number: G0M-2302-1881  
 Applicant: u-blox AG  
 Model Description: Host-based multiradio module  
 Model: MAYA-W276-00B  
 Test Sample ID: 44052  
 Reference Standards: FCC 15.407, RSS-247  
 Reference Method: ANSI C63.10:2013, Section 12.5; KDB 789033 v02r02, Section F  
 Operational Mode: IEEE 802.11ac (VHT40), Channel: 151, 5755 MHz  
 Operating Conditions: Tnom/Vnom  
 Operator: Radwan Jaafar  
 Test Site: Eurofins Product Service GmbH  
 Test Date: 2023-08-11  
 Number of Antenna Ports: 1  
 Note: Bit rate = MCS 6, Power level = 16  
 Maximum Frequency [MHz]: 5738.860  
 Spectral Density [dBm/RBW]: -0.650  
 Resolution Bandwidth [MHz]: 0.5



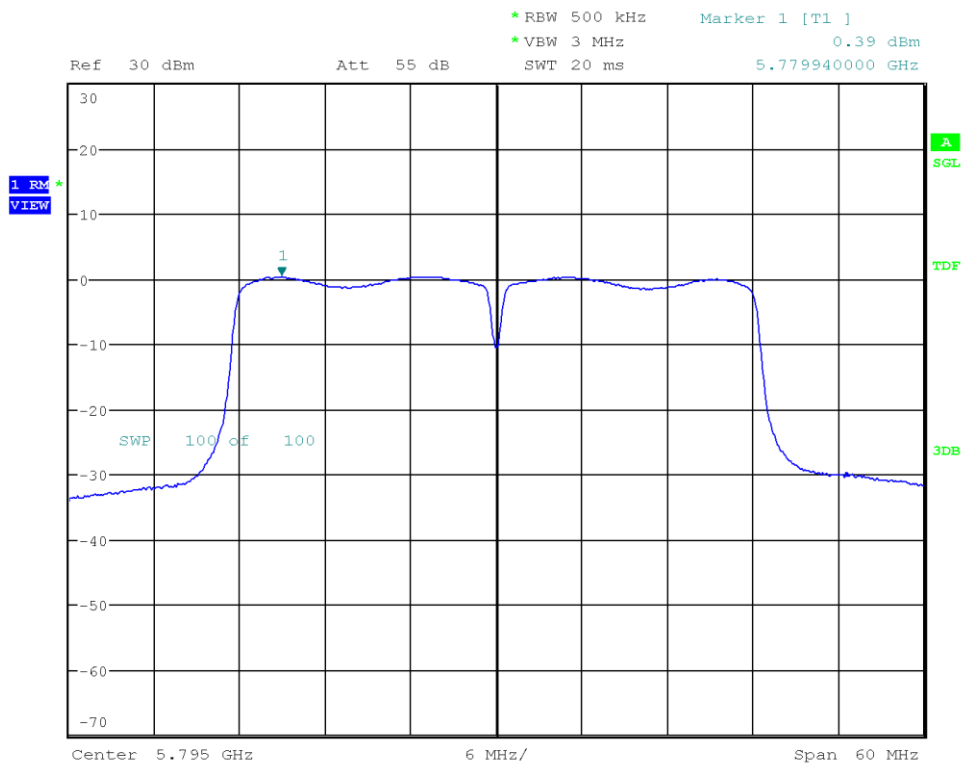
Date: 11.AUG.2023 12:16:06

Test Report No.: G0M-2302-1881-TFC407WF-W276-V03

Eurofins Product Service GmbH  
 Storkower Str. 38c, D-15526 Reichenwalde, Germany

### Maximum Power Spectral Density

Project Number: G0M-2302-1881  
 Applicant: u-blox AG  
 Model Description: Host-based multiradio module  
 Model: MAYA-W276-00B  
 Test Sample ID: 44052  
 Reference Standards: FCC 15.407, RSS-247  
 Reference Method: ANSI C63.10:2013, Section 12.5; KDB 789033 v02r02, Section F  
 Operational Mode: IEEE 802.11ac (VHT40), Channel: 159, 5795 MHz  
 Operating Conditions: Tnom/Vnom  
 Operator: Radwan Jaafar  
 Test Site: Eurofins Product Service GmbH  
 Test Date: 2023-06-08  
 Number of Antenna Ports: 1  
 Note: Bit rate= MCS 0, Power Level =19  
 Maximum Frequency [MHz]: 5779.940  
 Spectral Density [dBm/RBW]: 0.391  
 Resolution Bandwidth [MHz]: 0.5



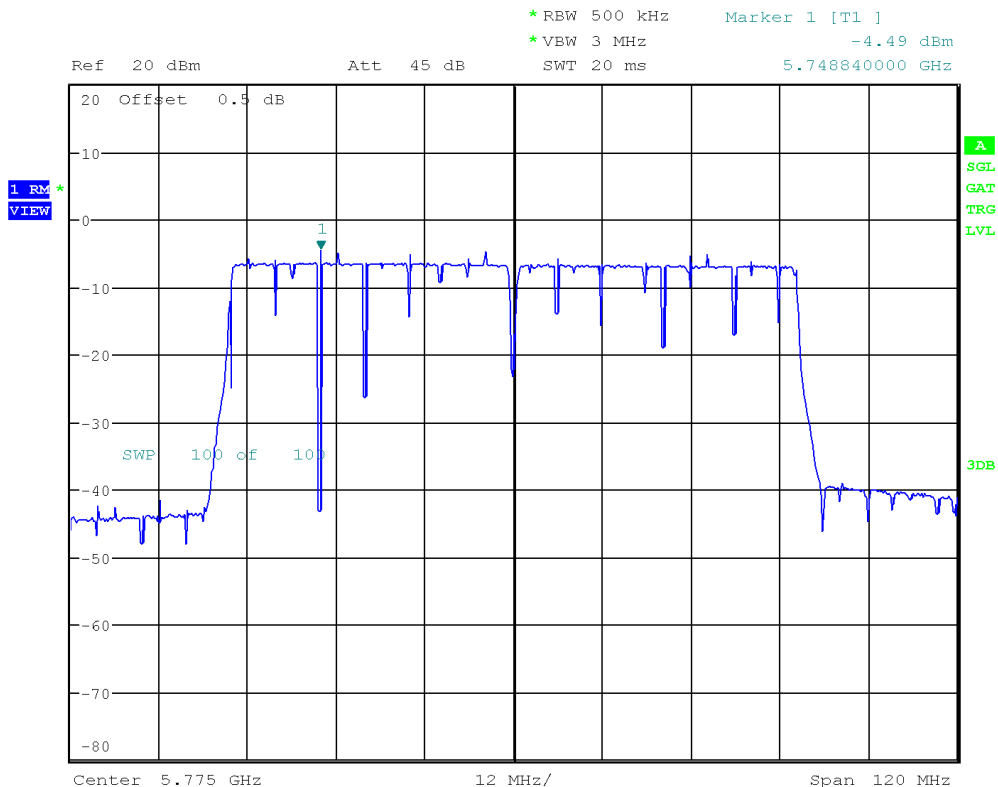
Date: 8.JUN.2023 15:09:32

Test Report No.: G0M-2302-1881-TFC407WF-W276-V03

Eurofins Product Service GmbH  
 Storkower Str. 38c, D-15526 Reichenwalde, Germany

## Maximum Power Spectral Density

Project Number: G0M-2302-1881  
 Applicant: u-blox AG  
 Model Description: Host-based multiradio module  
 Model: MAYA-W276-00B  
 Test Sample ID: 44052  
 Reference Standards: FCC 15.407, RSS-247  
 Reference Method: ANSI C63.10:2013, Section 12.5; KDB 789033 v02r02, Section F  
 Operational Mode: IEEE 802.11ac (VHT80), Channel: 155, 5775 MHz  
 Operating Conditions: Tnom/Vnom  
 Operator: Radwan Jaafar  
 Test Site: Eurofins Product Service GmbH  
 Test Date: 2023-08-11  
 Number of Antenna Ports: 1  
 Note: Bit rate = MCS 3, Power level = 16  
 Maximum Frequency [MHz]: 5748.840  
 Spectral Density [dBm/RBW]: -4.486  
 Resolution Bandwidth [MHz]: 0.5



Date: 11.AUG.2023 12:17:54

Test Report No.: G0M-2302-1881-TFC407WF-W276-V03

Eurofins Product Service GmbH  
 Storkower Str. 38c, D-15526 Reichenwalde, Germany

### 3.5 Test Conditions and Results - Frequency stability

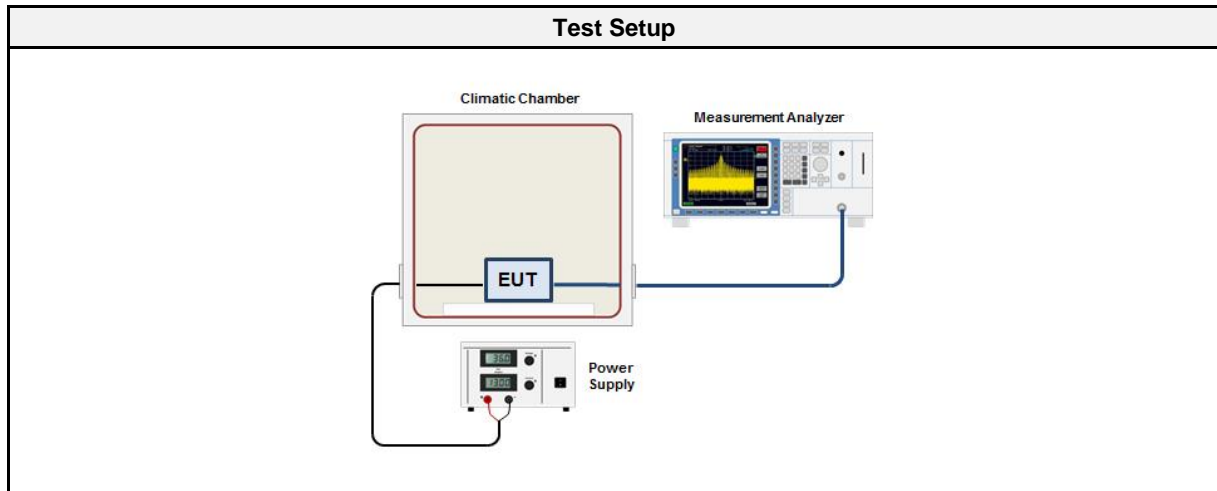
#### 3.5.1 Information

Test Information	
Reference	FCC 15.407(g), KDB 789033 A.3
Measurement Method	ANSI C63.10 6.8
Operator	Dhamia Almozani
Date	2023-05-04
Measurement uncertainty	±0.06 ppm

#### 3.5.2 Limits

Limits
Emission is maintained within the band of operation under all conditions of normal operation; The frequency deviation combined with the 26 dB bandwidth edges must be within the assigned frequency band

#### 3.5.3 Setup



#### 3.5.4 Equipment

Test Equipment					
Description	Manufacturer	Model	Identifier	Cal. Date	Cal. Due
Spectrum Analyzer	R&S	FSU 26	EF01003	2022-07	2024-08
Climatic chamber	Vötsch	VT 4010	EF00134	CBU	CBU
Precision multifunction measuring device	Agilent	34410A	EF00756	2021-08	2023-08
Temperature probes	Testo	HZ887	EF01482	2022-11	2023-11

3.5.5 Procedure

<b>Test Procedure with respect to ambient temperature</b>
<ol style="list-style-type: none"> <li>1. The EUT is turned off and placed inside the temperature chamber</li> <li>2. The temperature chamber is set to the highest operating temperature</li> <li>3. The EUT is turned on at nominal supply voltage and the carrier frequency is measured at startup, at 2 minutes, 5 minutes and 10 minutes after EUT is energized</li> <li>4. The EUT is turned off again</li> <li>5. The temperature of the chamber is lowered by 10 °C</li> <li>6. The carrier frequency measurement is repeated after temperature has stabilized</li> <li>7. The procedure is repeated until the lowest operating temperature is reached</li> </ol>

<b>Test Procedure when varying supply voltage</b>
<ol style="list-style-type: none"> <li>1. The EUT is supplied with nominal supply voltage or a fully charged battery at room temperature (15 to 25 °C)</li> <li>2. The carrier frequency is measured</li> <li>3. The procedure is repeated at 85 % and 115 % of the nominal supply voltage or at the battery endpoint for battery operated equipment</li> </ol>

<b>Test Procedure of carrier frequency measurement</b>
<ol style="list-style-type: none"> <li>1. The emission spectrum is measured using a resolution band width of 100 kHz with peak detection and maximum hold</li> <li>2. The peak of the emission spectrum is determined</li> <li>3. The left most frequency <math>f_1</math> 10 dB below the peak emission is searched</li> <li>4. The right most frequency <math>f_2</math> 10 dB below the peak emission is searched</li> <li>5. The center frequency is calculated from <math>f_c = (f_1+f_2)/2</math></li> <li>6. The center frequency and the deviation from the nominal center frequency are recorded</li> </ol>



## 3.5.6 Results

Test Results - 5180 MHz - Variation of ambient temperature						
Channel	Nominal Frequency [MHz]	Voltage [V]	Temperature [°C]	Time after activation	Frequency [MHz]	Deviation [kHz]
36	5180	3.3	85	0	5180.000110	0.11
36	5180	3.3	85	2	5179.998584	-1.416
36	5180	3.3	85	5	5179.998568	-1.432
36	5180	3.3	85	10	5179.998610	-1.39
36	5180	3.3	75	0	5179.998610	-1.39
36	5180	3.3	75	2	5180.000723	0.723
36	5180	3.3	75	5	5180.000737	0.737
36	5180	3.3	75	10	5180.000783	0.783
36	5180	3.3	65	0	5180.000783	0.783
36	5180	3.3	65	2	5180.000016	0.016
36	5180	3.3	65	5	5180.000076	0.076
36	5180	3.3	65	10	5180.000025	0.025
36	5180	3.3	55	0	5180.000025	0.025
36	5180	3.3	55	2	5180.000412	0.412
36	5180	3.3	55	5	5180.000424	0.424
36	5180	3.3	55	10	5180.000436	0.436
36	5180	3.3	45	0	5180.000436	0.436
36	5180	3.3	45	2	5179.998704	-1.296
36	5180	3.3	45	5	5179.998760	-1.24
36	5180	3.3	45	10	5179.998672	-1.328
36	5180	3.3	35	0	5179.998672	-1.328
36	5180	3.3	35	2	5180.001083	1.083
36	5180	3.3	35	5	5180.001070	1.07
36	5180	3.3	35	10	5180.001099	1.099
36	5180	3.3	25	0	5180.001099	1.099
36	5180	3.3	25	2	5179.999381	-0.619
36	5180	3.3	25	5	5179.999338	-0.662
36	5180	3.3	25	10	5179.999261	-0.739
36	5180	3.3	15	0	5179.999261	-0.739
36	5180	3.3	15	2	5180.001326	1.326
36	5180	3.3	15	5	5180.001362	1.362
36	5180	3.3	15	10	5180.001286	1.286
36	5180	3.3	5	0	5180.001286	1.286
36	5180	3.3	5	2	5180.001163	1.163
36	5180	3.3	5	5	5180.001137	1.137
36	5180	3.3	5	10	5180.001156	1.156
36	5180	3.3	0	0	5180.001156	1.156
36	5180	3.3	0	2	5179.998578	-1.422
36	5180	3.3	0	5	5179.998552	-1.448
36	5180	3.3	0	10	5179.998572	-1.428
36	5180	3.3	-10	0	5179.998572	-1.428
36	5180	3.3	-10	2	5180.001264	1.264
36	5180	3.3	-10	5	5180.001245	1.245
36	5180	3.3	-10	10	5180.001325	1.325
36	5180	3.3	-20	0	5180.001325	1.325

Test Report No.: G0M-2302-1881-TFC407WF-W276-V03

 Eurofins Product Service GmbH  
 Storkower Str. 38c, D-15526 Reichenwalde, Germany

36	5180	3.3	-20	2	5179.999403	-0.597
36	5180	3.3	-20	5	5179.999424	-0.576
36	5180	3.3	-20	10	5179.999383	-0.617
36	5180	3.3	-30	0	5179.999383	-0.617
36	5180	3.3	-30	2	5180.000444	0.444
36	5180	3.3	-30	5	5180.000491	0.491
36	5180	3.3	-30	10	5180.000499	0.499
36	5180	3.3	-40	0	5180.000499	0.499
36	5180	3.3	-40	2	5180.001221	1.221
36	5180	3.3	-40	5	5180.001259	1.259
36	5180	3.3	-40	10	5180.001256	1.256

Test Results - 5180 MHz - Variation of supply voltage					
Channel	Nominal Frequency [MHz]	Voltage [V]	Temperature [°C]	Frequency [MHz]	Deviation [kHz]
36	5180	3.30	20	5180.001235	1.235
36	5180	3.14	20	5180.000503	0.503
36	5180	3.46	20	5180.000503	0.503

### 3.6 Test Conditions and Results - AC power line conducted emissions

#### 3.6.1 Information

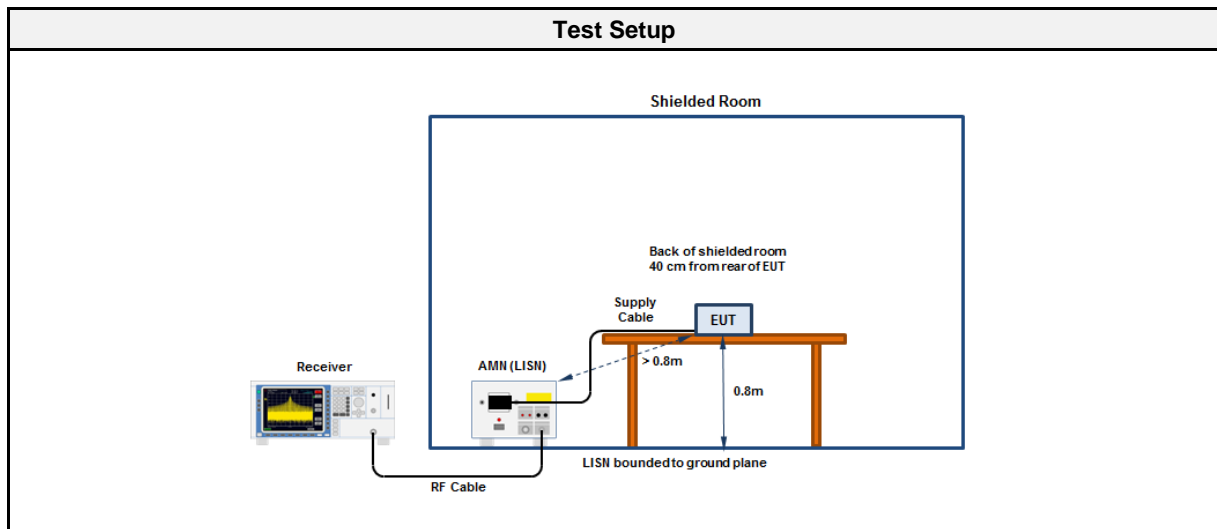
Test Information	
Reference	FCC 15.207
Measurement Method	ANSI C63.10 6.2
Operator	Odai Qawasmeh
Date	2023-04-26
Measurement uncertainty	±3.82 %

#### 3.6.2 Limits

Limits		
Frequency [MHz]	Quasi-Peak [dBµV]	Average [dBµV]
0.15 - 0.5	66 - 56*	56 - 46*
0.5 - 5	56	46
5 - 30	60	50

\* Limit decreases linearly with the logarithm of the frequency

#### 3.6.3 Setup

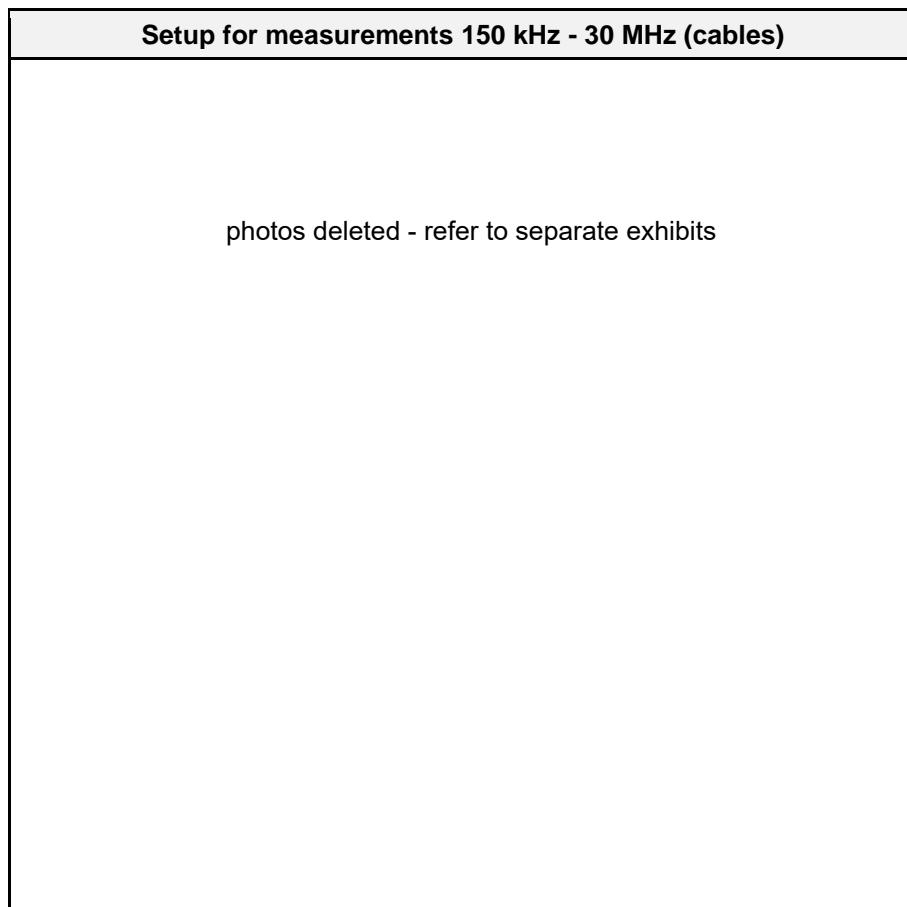



#### 3.6.4 Equipment

Test Software			
Description	Manufacturer	Name	Version
EMC Software	DARE Instruments	RadiMation	2020.1.8

Test Equipment					
Description	Manufacturer	Model	Identifier	Cal. Date	Cal. Due
EMI Test Receiver	R&S	ESR7	EF00943	2022-07	2023-07
Pulse Limiter	R&S	ESH3-Z2	EF01222	2021-07	2023-07
LISN	R&S	ESH3-Z5	EF00036	2021-08	2023-08

## 3.6.5 Setup Photos



**EUT Test Setup**

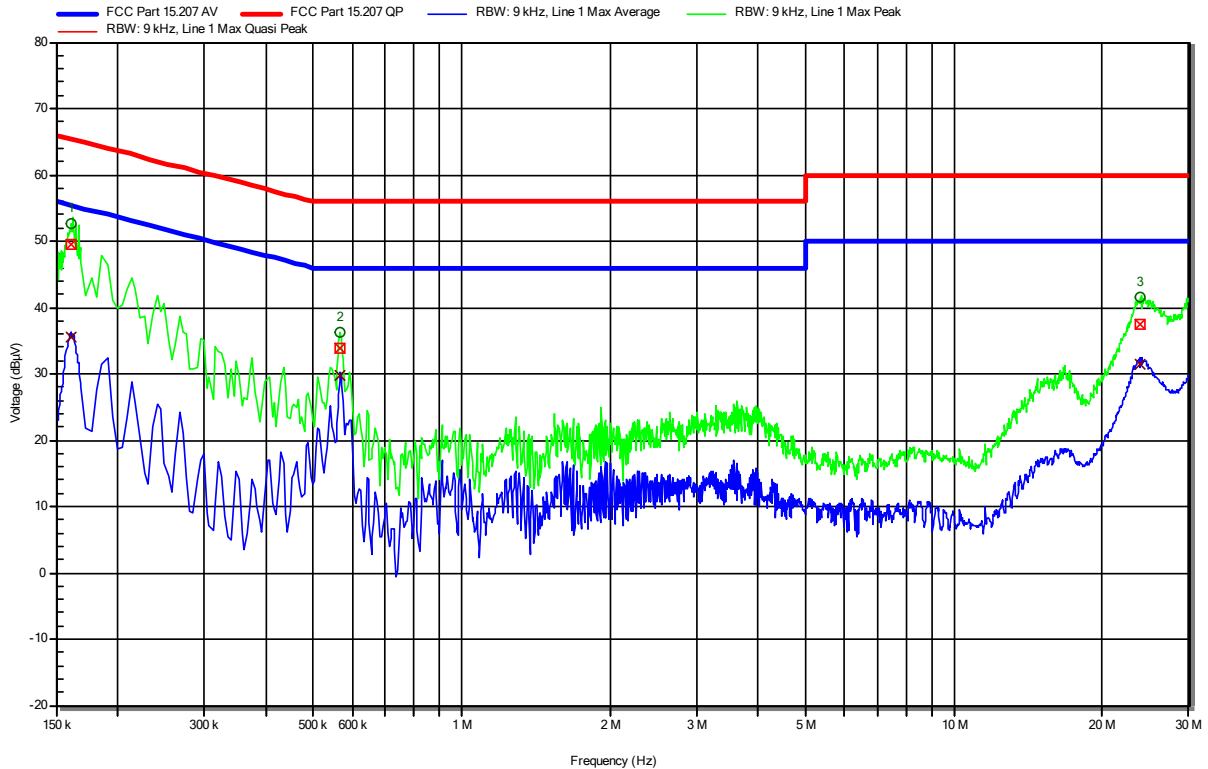
photos deleted - refer to separate exhibits

**Conducted emissions at the mains power port according to 47 CFR Part 15.247**

Project Number: G0M-2302-1881  
 Applicant: u-blox Malmö AB  
 Model Description: Host-based multiradio module  
 Model: MAYA-W276-00B  
 Test Sample ID: 43218  
 Test Site: Eurofins Product Service GmbH  
 Operator: Mr. Qawasmeh  
 Test Date: 2023-04-26  
 Operating Conditions: ambient temperature: 24 °Celsius  
 power input: 3.3 VDC  
 LISN: ESH3-Z5 (L)  
 Operational Mode & EUT Configuration: Tx, IEEE 802.11 ac, 5180 MHz, MCS 0, VHT20  
 Applied to Port: 120 VAC / 60 Hz

Index 94

**RadiMation**



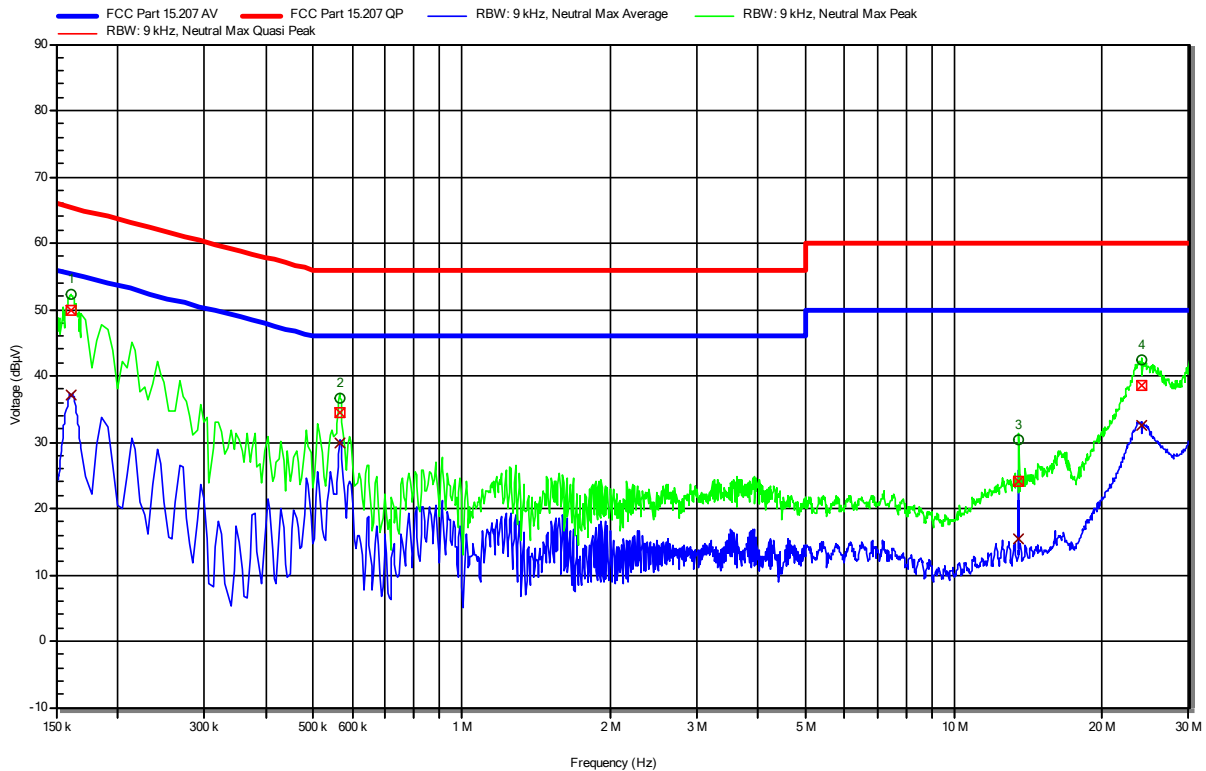
Peak Number	Frequency	Quasi-Peak	Quasi-Peak Limit	Quasi-Peak Difference	Quasi-Peak Status	LISN
1	161.25 kHz	49.49 dBµV	65.4 dBµV	-15.91 dB	Pass	Line 1
2	565.8 kHz	33.94 dBµV	56 dBµV	-22.06 dB	Pass	Line 1
3	23.96 MHz	37.55 dBµV	60 dBµV	-22.45 dB	Pass	Line 1

Peak Number	Frequency	Average	Average Limit	Average Difference	Average Status	LISN
1	161.25 kHz	35.65 dBµV	55.4 dBµV	-19.75 dB	Pass	Line 1
2	565.8 kHz	29.79 dBµV	46 dBµV	-16.21 dB	Pass	Line 1
3	23.96 MHz	31.39 dBµV	50 dBµV	-18.61 dB	Pass	Line 1

**Conducted emissions at the mains power port according to 47 CFR Part 15.247**

Project Number: G0M-2302-1881  
 Applicant: u-blox Malmö AB  
 Model Description: Host-based multiradio module  
 Model: MAYA-W276-00B  
 Test Sample ID: 43218  
 Test Site: Eurofins Product Service GmbH  
 Operator: Mr. Qawasmeh  
 Test Date: 2023-04-26  
 Operating Conditions: ambient temperature: 24 °Celsius  
 power input: 3.3 VDC  
 LISN: ESH3-Z5 (N)  
 Operational Mode & EUT Configuration: Tx, IEEE 802.11 ac, 5180 MHz, MCS 0, VHT20  
 Applied to Port: 120 VAC / 60 Hz

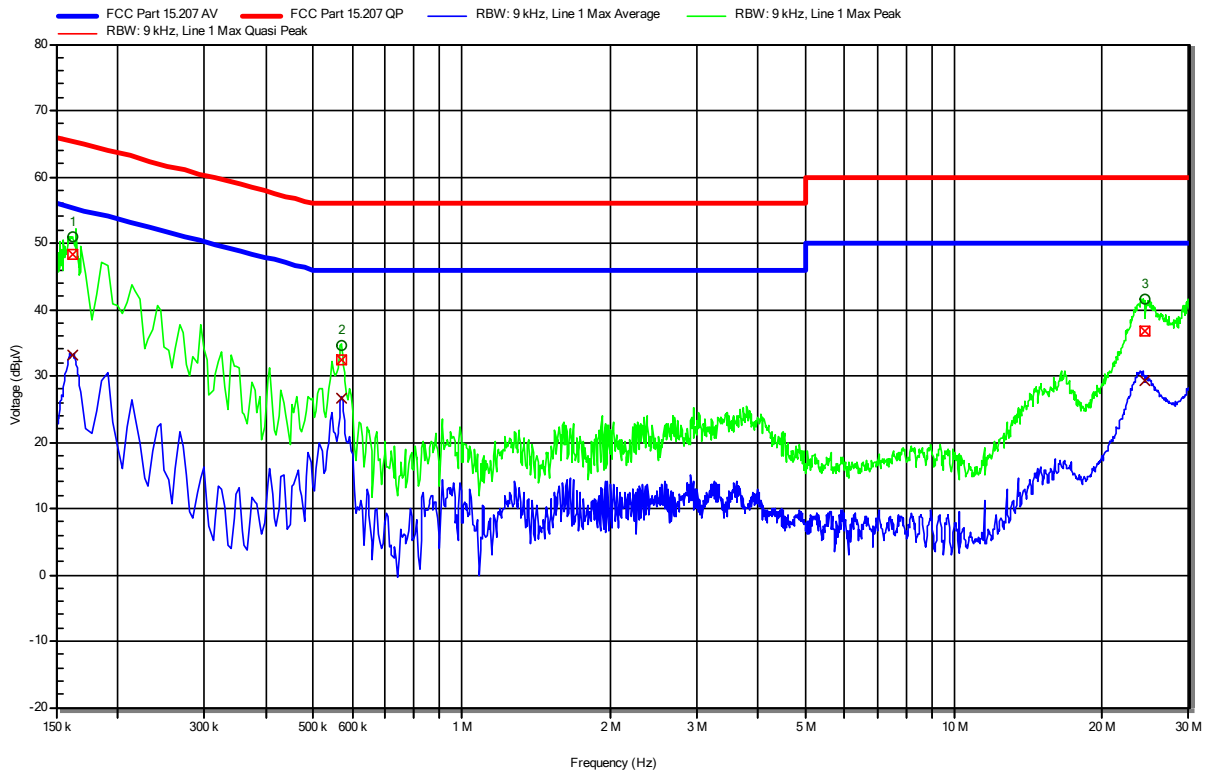


Peak Number	Frequency	Quasi-Peak	Quasi-Peak Limit	Quasi-Peak Difference	Quasi-Peak Status	LISN
1	160.8 kHz	49.88 dBµV	65.42 dBµV	-15.55 dB	Pass	Neutral
2	564.9 kHz	34.52 dBµV	56 dBµV	-21.48 dB	Pass	Neutral
3	13.561 MHz	24.06 dBµV	60 dBµV	-35.94 dB	Pass	Neutral
4	24.099 MHz	38.52 dBµV	60 dBµV	-21.48 dB	Pass	Neutral

Peak Number	Frequency	Average	Average Limit	Average Difference	Average Status	LISN
1	160.8 kHz	37.04 dBµV	55.42 dBµV	-18.38 dB	Pass	Neutral
2	564.9 kHz	29.94 dBµV	46 dBµV	-16.06 dB	Pass	Neutral
3	13.561 MHz	15.44 dBµV	50 dBµV	-34.56 dB	Pass	Neutral
4	24.099 MHz	32.5 dBµV	50 dBµV	-17.5 dB	Pass	Neutral

**Conducted emissions at the mains power port according to 47 CFR Part 15.247, RSS-247**

Project Number: G0M-2302-1881  
 Applicant: u-blox Malmö AB  
 Model Description: Host-based multiradio module  
 Model: MAYA-W276-00B  
 Test Sample ID: 43225  
 Test Site: Eurofins Product Service GmbH  
 Operator: Mr. Qawasmeh  
 Test Date: 2023-04-26  
 Operating Conditions: ambient temperature: 23 °Celsius  
 power input: 3.3 VDC\_1.8 VDC  
 LISN: ESH3-Z5 (L)  
 Operational Mode & EUT Configuration: Rx, IEEE 802.11 ac, 5180 MHz  
 Applied to Port: 120 VAC / 60 Hz



Peak Number	Frequency	Quasi-Peak	Quasi-Peak Limit	Quasi-Peak Difference	Quasi-Peak Status	LISN
1	161.7 kHz	48.2 dBµV	65.38 dBµV	-17.18 dB	Pass	Line 1
2	568.95 kHz	32.42 dBµV	56 dBµV	-23.58 dB	Pass	Line 1
3	24.468 MHz	36.64 dBµV	60 dBµV	-23.36 dB	Pass	Line 1

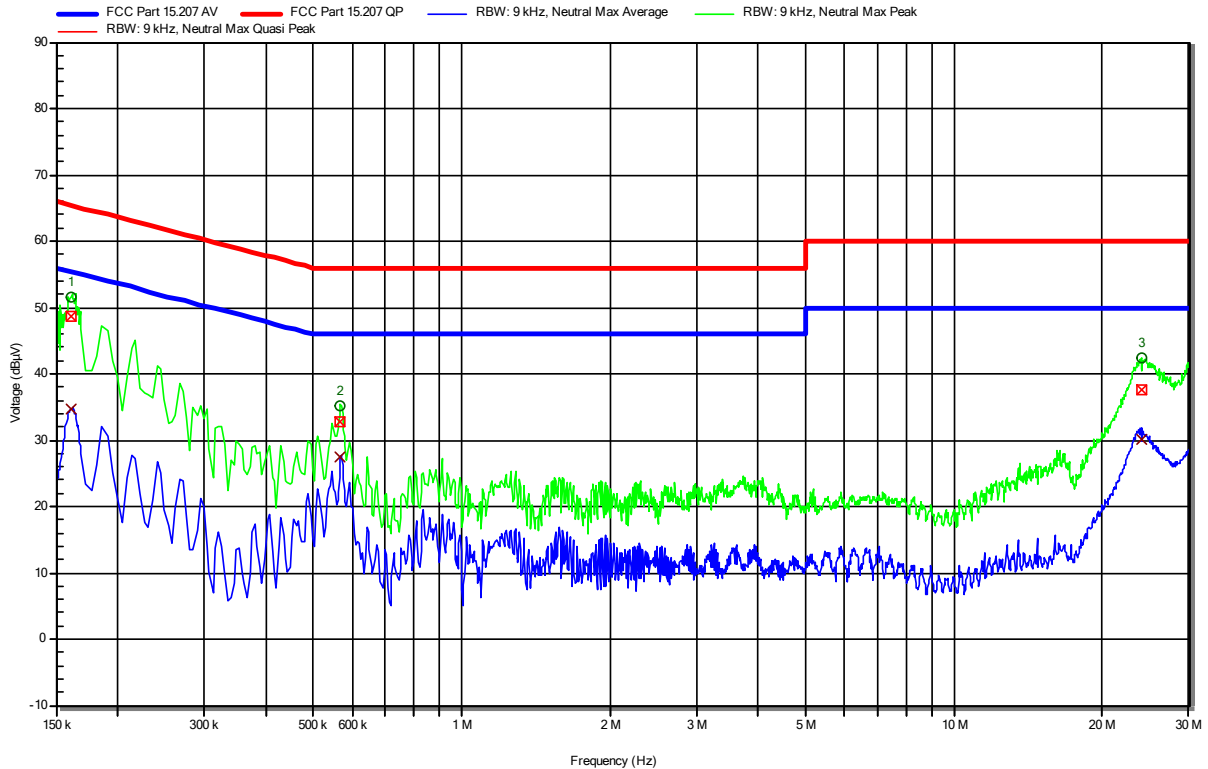
  

Peak Number	Frequency	Average	Average Limit	Average Difference	Average Status	LISN
1	161.7 kHz	33.18 dBµV	55.38 dBµV	-22.19 dB	Pass	Line 1
2	568.95 kHz	26.71 dBµV	46 dBµV	-19.29 dB	Pass	Line 1
3	24.468 MHz	29.38 dBµV	50 dBµV	-20.62 dB	Pass	Line 1



**Conducted emissions at the mains power port according to 47 CFR Part 15.247, RSS-247**

Project Number: G0M-2302-1881  
 Applicant: u-blox Malmö AB  
 Model Description: Host-based multiradio module  
 Model: MAYA-W276-00B  
 Test Sample ID: 43225  
 Test Site: Eurofins Product Service GmbH  
 Operator: Mr. Qawasmeh  
 Test Date: 2023-04-26  
 Operating Conditions: ambient temperature: 23 °Celsius  
 power input: 3.3 VDC\_1.8 VDC  
 LISN: ESH3-Z5 (N)  
 Operational Mode & EUT Configuration: Rx, IEEE 802.11 ac, 5180 MHz  
 Applied to Port: 120 VAC / 60 Hz



Peak Number	Frequency	Quasi-Peak	Quasi-Peak Limit	Quasi-Peak Difference	Quasi-Peak Status	LISN
1	161.25 kHz	48.7 dBµV	65.4 dBµV	-16.7 dB	Pass	Neutral
2	568.05 kHz	32.89 dBµV	56 dBµV	-23.11 dB	Pass	Neutral
3	24.063 MHz	37.5 dBµV	60 dBµV	-22.5 dB	Pass	Neutral

Peak Number	Frequency	Average	Average Limit	Average Difference	Average Status	LISN
1	161.25 kHz	34.69 dBµV	55.4 dBµV	-20.71 dB	Pass	Neutral
2	568.05 kHz	27.37 dBµV	46 dBµV	-18.63 dB	Pass	Neutral
3	24.063 MHz	30.13 dBµV	50 dBµV	-19.87 dB	Pass	Neutral

### 3.7 Test Conditions and Results - Transmitter radiated emissions

#### 3.7.1 Information

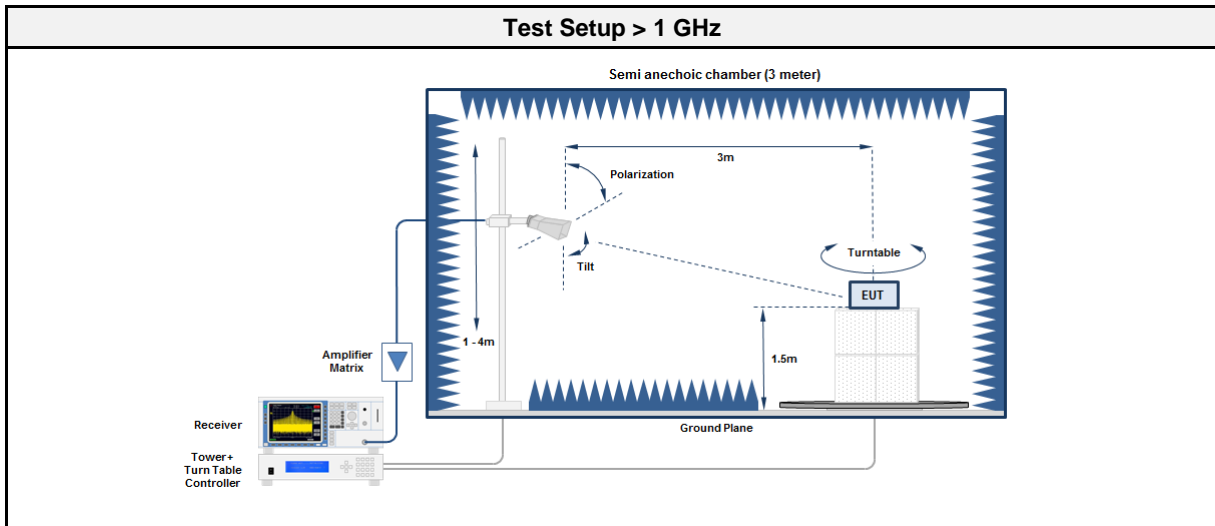
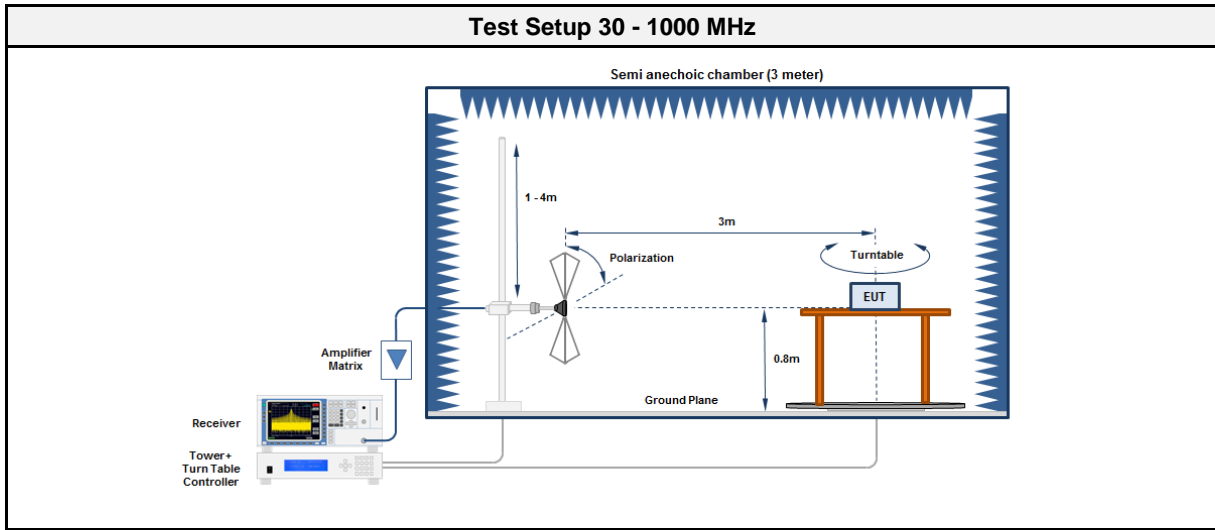
Test Information	
Reference	FCC 15.407(b)
Measurement Method	KDB 789033 G
Operator	Godson Offorji, Azamat Ibraimov, Ehsan Sohrabi, Florian Voigt
Date	2023-05-09 – 2023-06-29
Measurement uncertainty	±5.1 %

#### 3.7.2 Limits

Limits - Restricted frequency bands and below 1 GHz			
Frequency [MHz]	Detector	Field strength [ $\mu\text{V}/\text{m}$ ]	Measurement distance [m]
30 - 88	Quasi-Peak	100	3
88 - 216	Quasi-Peak	150	3
216 - 960	Quasi-Peak	200	3
960 - 1000	Quasi-Peak	500	3
>1000	Average	500	3

Limits - Outside restricted frequency bands above 1 GHz			
Frequency band [MHz]	Power limit [dBm EIRP]	Field strength limit [dB $\mu\text{V}/\text{m}$ ]	Measurement distance [m]
5150 - 5250	-27 dBm/MHz	68.2	3
5250 - 5350	-27 dBm/MHz	68.2	3
5470 - 5725	-27 dBm/MHz	68.2	3
5725 - 5850	-27 dBm/MHz @ $\pm 75$ MHz from band edge	68.2	3
5725 - 5850	10 to -27 dBm/MHz @ $\pm 25$ to $\pm 75$ MHz from band edge	105.2 to 68.2	3
5725 - 5850	15.6 to 10 dBm/MHz @ $\pm 5$ to $\pm 25$ MHz from band edge	110.8 to 105.2	3
5725 - 5850	27 to 15.6 dBm/MHz @ $\pm 0$ to $\pm 5$ MHz from band edge	122.2 to 110.8	3

3.7.3 Setup



## 3.7.4 Equipment

Test Software			
Description	Manufacturer	Name	Version
EMC Software	DARE Instruments	RadiMation	2016.1.10

Test Equipment 30 - 1000 MHz					
Description	Manufacturer	Model	Identifier	Cal. Date	Cal. Due
Anechoic Chamber	Frankonia	AC1	EF00062	2022-11	2025-11
Measurement Receiver	Agilent	N9038A-526/WXP	EF01070	2023-02	2024-02
Antenna	Schwarzbeck	VULB 9168	EF01824	2022-10	2023-10

Test Equipment > 1 GHz					
Description	Manufacturer	Model	Identifier	Cal. Date	Cal. Due
Anechoic Chamber	Frankonia	AC2	EF01616	2022-10	2023-10
Spectrum analyzer	R&S	FSW43	EF00896	2022-08	2023-08
Antenna	Schwarzbeck	BBHA 9120B	EF01678	2021-03	2024-03
Antenna	Schwarzbeck	HWRD 650	EF01679	2021-03	2024-03
Antenna	Amplifier Research	AT4560	EF00302	2021-06	2023-06
40GHz Standard Standard Gain Horn Antenna with Amplifier	Flann Microwave Ltd	22240-25 Amp. CBL26402075	EF00301	2023-01	2026-01

## 3.7.5 Procedure

<b>Test Procedure 30 - 1000 MHz</b>
<ol style="list-style-type: none"><li>1. EUT is placed on a non conducting support at the center of a turn table 0.8 m above the ground</li><li>2. EUT set to test mode</li><li>3. The receiver is set to peak detection with max hold</li><li>4. The EUT is rotated through 360° and the height of the antenna is varied from 1 m to 4 m</li><li>5. All significant emissions are measured again using the corresponding final detector</li></ol>

<b>Test Procedure &gt; 1 GHz</b>
<ol style="list-style-type: none"><li>1. EUT is placed on a non conducting support at the center of a turn table 1.5 m above the ground</li><li>2. EUT set to test mode</li><li>3. The receiver is set to peak detection with max hold</li><li>4. The EUT is rotated through 360° and the height of the antenna is varied from 1 m to 4 m</li><li>5. All significant emissions are measured again using the corresponding final detector</li></ol>

## 3.7.6 Results

Test Results – OFDM – with Antenna 1 (External antenna, ANT-DB1-RAF-SMA)						
Channel [MHz]	Emission [MHz]	Level [dB $\mu$ V/m]	Det.	Pol.	Limit [dB $\mu$ V/m]	Margin [dB]
5300	13839	40.00	pk	ver	68.20	-28.20
5300	23287	48.25	pk	ver	68.20	-19.95
5320	639.9845	35.10	pk	ver	68.20	-33.10
5320	2402	37.90	pk	hor	68.20	-30.30
5320	5401	46.11	pk	ver	74.00	-27.89
5320	22249	48.68	pk	ver	74.00	-25.32
5500	1950	39.19	pk	ver	68.20	-29.01
5500	5412	49.31	pk	ver	74.00	-24.69
5500	5412	38.54	RMS	ver	54.00	-15.46
5500	11000	47.86	pk	ver	74.00	-26.14
5500	11000	37.07	RMS	ver	54.00	-16.93
5580	11162	48.68	pk	ver	74.00	-25.32
5580	11162	37.34	RMS	ver	54.00	-16.66
5600	5470	45.51	pk	ver	68.20	-22.69
5600	39894	51.86	pk	ver	74.00	-22.14
5600	39894	40.82	RMS	ver	54.00	-13.18
5600	11205	37.29	pk	ver	74.00	-36.71
5600	16799	43.09	pk	ver	68.20	-25.11
5700	4054	43.99	pk	ver	74.00	-30.01
5720	4082	44.90	pk	ver	74.00	-29.10
5720	4082	35.97	RMS	ver	54.00	-18.03
5720	11439	43.25	pk	ver	74.00	-30.75
5745	11491	43.56	pk	ver	74.00	-30.44
5785	1766	45.50	pk	hor	68.20	-22.70
5785	11572	43.89	pk	ver	74.00	-30.11
5825	4237	47.21	pk	ver	74.00	-26.79
5825	11645	44.48	pk	ver	74.00	-29.52

Test Results – HT20 – with Antenna 1 (External antenna, ANT-DB1-RAF-SMA)						
Channel [MHz]	Emission [MHz]	Level [dB $\mu$ V/m]	Det.	Pol.	Limit [dB $\mu$ V/m]	Margin [dB]
No significant emissions						

Test Results – HT40 – with Antenna 1 (External antenna, ANT-DB1-RAF-SMA)						
Channel [MHz]	Emission [MHz]	Level [dB $\mu$ V/m]	Det.	Pol.	Limit [dB $\mu$ V/m]	Margin [dB]
5230	5098	47.95	pk	ver	74.00	-26.05
5230	21414	47.31	pk	ver	68.20	-20.89
5270	5600	45.45	pk	hor	68.20	-22.75
5270	12533	38.46	pk	ver	74.00	-35.54
5310	5600	44.93	pk	hor	68.20	-23.27
5510	19533	48.00	pk	ver	74.00	-26.00
5590	5200	44.49	pk	ver	68.20	-23.71
5590	5456	49.24	pk	ver	74.00	-24.76
5590	24219	48.48	pk	hor	68.20	-19.72
5670	1628	39.33	pk	ver	68.20	-28.87

5670	4013	48.18	pk	ver	74.00	-25.82
5670	4013	39.65	RMS	ver	54.00	-14.35
5670	5793	44.78	pk	ver	68.20	-23.42
5710	4073	43.01	pk	ver	74.00	-30.99
5710	13500	44.62	pk	ver	68.20	-23.58
5710	22504	46.57	pk	hor	74.00	-27.43
5710	22504	41.76	RMS	hor	54.00	-12.24
5755	5671	56.58	pk	ver	83.56	-26.98
5795	5905	60.50	pk	ver	83.13	-22.63
5795	11593	41.59	pk	ver	74.00	-32.41

**Test Results – VHT20 – with Antenna 1 (External antenna, ANT-DB1-RAF-SMA)**

Channel [MHz]	Emission [MHz]	Level [dB $\mu$ V/m]	Det.	Pol.	Limit [dB $\mu$ V/m]	Margin [dB]
5180	5093	44.86	pk	ver	74.00	-29.14
5180	19119	48.40	pk	hor	74.00	-25.60
5180	10365	48.48	pk	ver	68.20	-19.72
5180	15534	43.86	pk	ver	74.00	-30.14
5200	10398	41.21	pk	ver	68.20	-26.99
5200	39897	51.51	pk	hor	74.00	-22.49
5200	39897	41.05	RMS	hor	54.00	-12.95
5240	640.0088	35.20	pk	ver	68.20	-33.04
5240	890.8993	49.00	pk	hor	68.20	-19.15
5240	890.8993	24.20	qpk	hor	68.20	-44.03
5240	5409	44.73	pk	ver	74.00	-29.27
5240	10480	40.75	pk	ver	68.20	-27.45
5240	23019	48.29	pk	ver	74.00	-25.71
5240	39886	51.48	pk	ver	74.00	-22.52
5240	39886	41.34	RMS	ver	54.00	-12.66

**Test Results – VHT40 – with Antenna 1 (External antenna, ANT-DB1-RAF-SMA)**

Channel [MHz]	Emission [MHz]	Level [dB $\mu$ V/m]	Det.	Pol.	Limit [dB $\mu$ V/m]	Margin [dB]
5190	5096	43.16	pk	ver	74.00	-30.84

Test Results – VHT80 – with Antenna 1 (External antenna, ANT-DB1-RAF-SMA)						
Channel [MHz]	Emission [MHz]	Level [dB $\mu$ V/m]	Det.	Pol.	Limit [dB $\mu$ V/m]	Margin [dB]
5210	5100	57.18	pk	ver	74.00	-16.82
5210	5100	45.10	RMS	ver	54.00	-08.90
5210	25086	48.76	pk	hor	68.20	-19.44
5290	5406	50.19	pk	ver	74.00	-23.81
5530	5418	51.48	pk	ver	74.00	-22.52
5530	21805	47.38	pk	hor	68.20	-20.82
5530	26394	48.57	pk	hor	68.20	-19.63
5610	5404	47.56	pk	ver	74.00	-26.44
5610	5404	36.25	RMS	ver	54.00	-17.75
5610	5785	46.59	pk	ver	68.20	-21.61
5610	15107	38.77	pk	ver	68.20	-29.43
5610	24818	48.63	pk	hor	68.20	-19.57
5690	4055	42.41	pk	ver	74.00	-31.59
5690	5459	44.68	pk	ver	74.00	-29.32
5690	5459	34.40	RMS	ver	54.00	-19.60
5690	5783	57.48	pk	ver	68.20	-10.72
5775	5673	65.76	pk	ver	85.54	-19.78
5775	5907	57.56	pk	ver	81.47	-23.91

Test Results – HT20 – with Antenna 2 (embedded antenna, custom)						
Channel [MHz]	Emission [MHz]	Level [dB $\mu$ V/m]	Det.	Pol.	Limit [dB $\mu$ V/m]	Margin [dB]
No significant emissions						

Test Results – HT40 – with Antenna 2 (embedded antenna, custom)						
Channel [MHz]	Emission [MHz]	Level [dB $\mu$ V/m]	Det.	Pol.	Limit [dB $\mu$ V/m]	Margin [dB]
5190	5100	62.17	pk	hor	74.00	-11.83
5190	5100	50.89	RMS	hor	54.00	-03.11
5190	10376	45.49	pk	ver	68.20	-22.71
5310	5402	45.18	pk	hor	74.00	-28.82
5310	10616	43.64	pk	ver	74.00	-30.36
5510	5414	43.58	pk	hor	74.00	-30.42
5510	7814	45.41	pk	ver	68.20	-22.79
5590	5458	48.89	pk	hor	74.00	-25.11
5590	11179	47.40	pk	ver	74.00	-26.60
5590	11179	38.22	RMS	ver	54.00	-15.78
5710	4063	42.02	pk	hor	74.00	-31.98



Test Results – VHT20 – with Antenna 2 (embedded antenna, custom)						
Channel [MHz]	Emission [MHz]	Level [dB $\mu$ V/m]	Det.	Pol.	Limit [dB $\mu$ V/m]	Margin [dB]
5180	5100	48.95	pk	hor	74.00	-25.05
5180	5100	42.85	RMS	hor	54.00	-11.15
5180	10361	48.58	pk	ver	68.20	-19.62
5240	10478	51.30	pk	ver	68.20	-16.90
5240	15705	43.22	pk	ver	74.00	-30.78
5240	15705	34.50	RMS	ver	54.00	-19.50
5755	5672	50.57	pk	hor	84.51	-33.94
5795	5902	51.55	pk	hor	85.46	-33.91
5795	11590	42.42	pk	ver	74.00	-31.58

Test Results – VHT40 – with Antenna 2 (embedded antenna, custom)						
Channel [MHz]	Emission [MHz]	Level [dB $\mu$ V/m]	Det.	Pol.	Limit [dB $\mu$ V/m]	Margin [dB]
No significant emissions						

Test Results – VHT80 – with Antenna 2 (embedded antenna, custom)						
Channel [MHz]	Emission [MHz]	Level [dB $\mu$ V/m]	Det.	Pol.	Limit [dB $\mu$ V/m]	Margin [dB]
5210	5099	57.93	pk	hor	74.00	-16.07
5210	5099	51.10	RMS	hor	54.00	-02.90
5290	5353	67.20	pk	hor	74.00	-06.80
5290	5353	51.99	RMS	hor	54.00	-02.01
5290	5401	58.73	pk	ver	74.00	-15.27
5290	5401	49.52	RMS	ver	54.00	-04.48
5290	10577	43.41	pk	ver	68.20	-24.79
5530	5419	45.63	pk	ver	74.00	-28.37
5530	7637	43.80	pk	ver	74.00	-30.20
5690	5777	59.14	pk	ver	68.20	-09.06
5775	5643	59.02	pk	hor	68.20	-09.18
5775	5670	61.93	pk	hor	83.31	-21.38

## ANNEX A Transmitter radiated emissions with Antenna 1 (External, ANT-DB1-RAF-SMA)

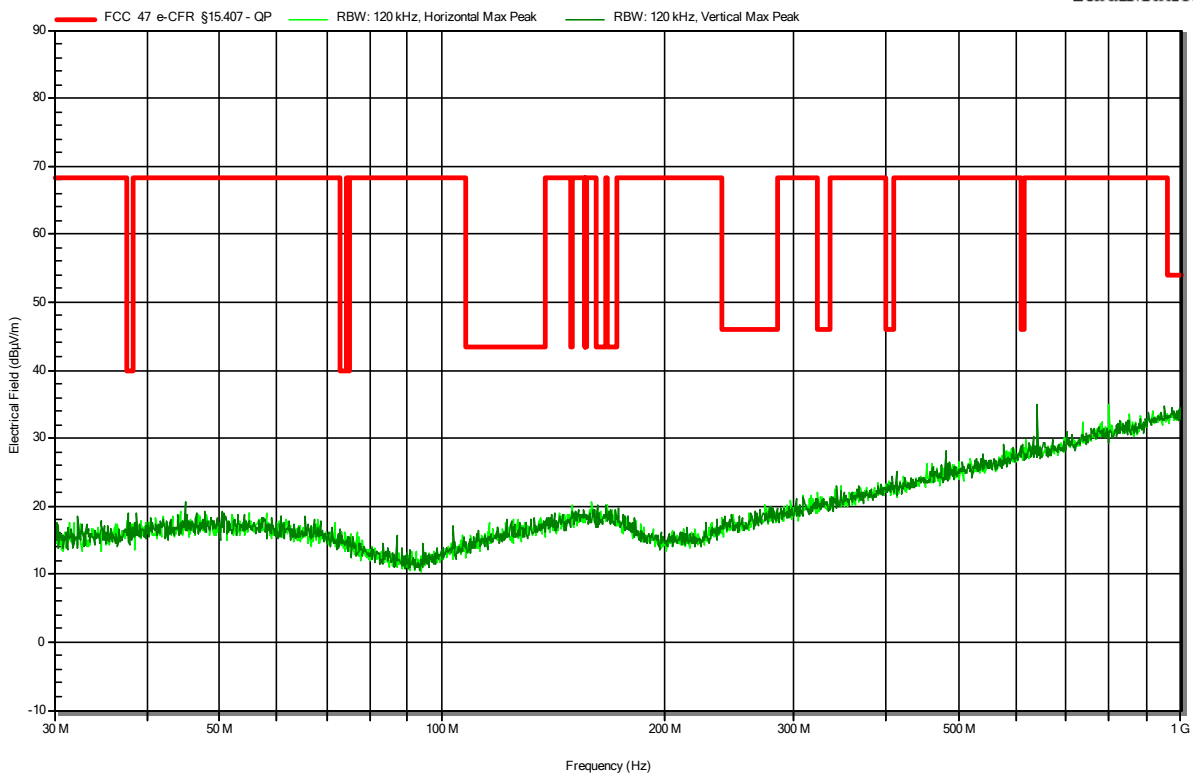
### U-NII-1

#### Radiated Spurious Emissions according to 47 CFR Part 15.247, 47 CFR Part 15.407

Project Number: G0M-2302-1881  
 Applicant: u-blox Malmö AB  
 Model Description: Host-based multiradio module  
 Model: MAYA-W276-00B  
 Test Sample ID: 43225  
 Test Site: Eurofins Product Service GmbH  
 Operator: Mr. Sohrabi  
 Measurement software: RadiMation, version 2020.1.8  
 Test Conditions: Tnom: 23 °Celsius, Vnom: 1.8 VDC\_3.3 VDC  
 Antenna: Schwarzbeck VULB 9168  
 Measurement distance: 3 m  
 Mode: Tx; IEEE 802.11ac, 5180 MHz, MCS-0, VHT20  
 Test Date: 2023-06-05

Index 13

RadiMation

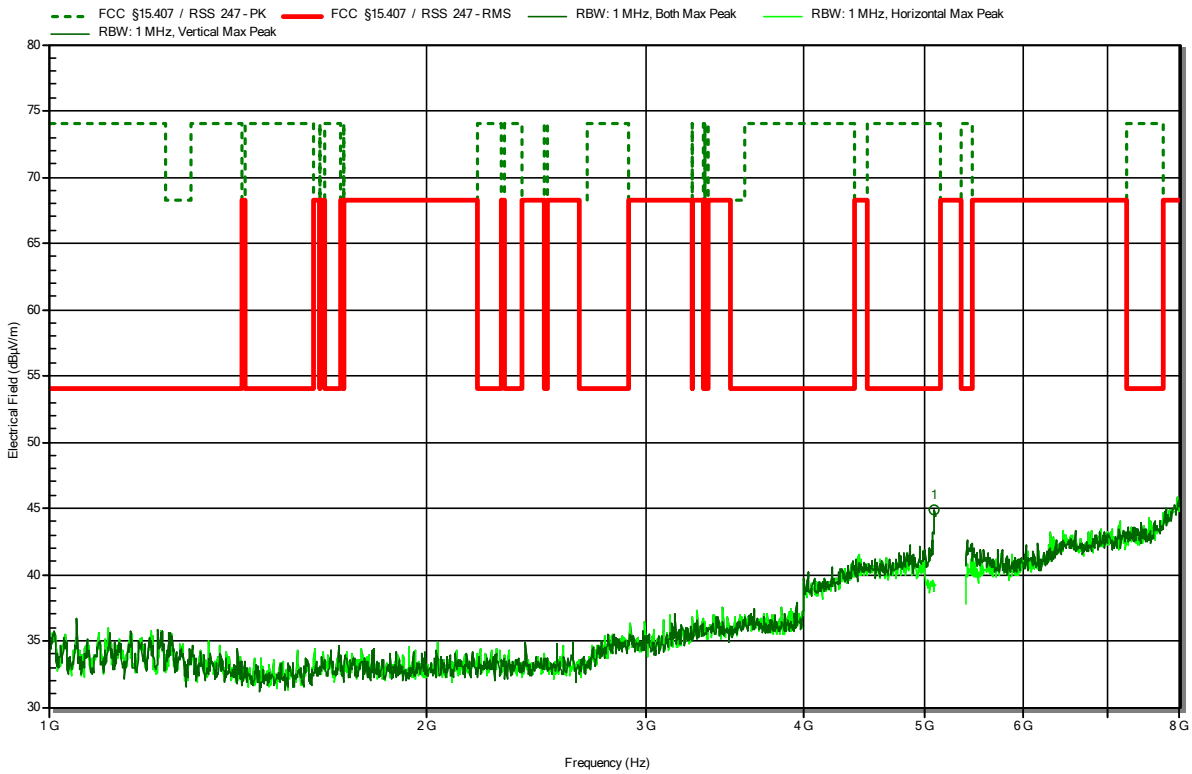


**Radiated Spurious Emissions according to 47 CFR Part 15.247, 47 CFR Part 15.407**

Project Number: G0M-2302-1881  
 Applicant: u-blox Malmö AB  
 Model Description: Host-based multiradio module  
 Model: MAYA-W276-00B  
 Test Sample ID: 43225  
 Test Site: Eurofins Product Service GmbH  
 Operator: Godson Offorji  
 Measurement software: RadiMation, version 2020.1.8  
 Test Conditions: Tnom: 23 °Celsius, Vnom: 1.8 VDC\_3.3 VDC  
 Antenna: Schwarzbeck BBHA 9120B  
 Measurement distance: 3 m  
 Mode: Tx; IEEE 802.11 ac, 5180 MHz, MCS 0, VHT20, P=17dBm  
 Test Date: 2023-06-09

Index 56

**RadiMation**



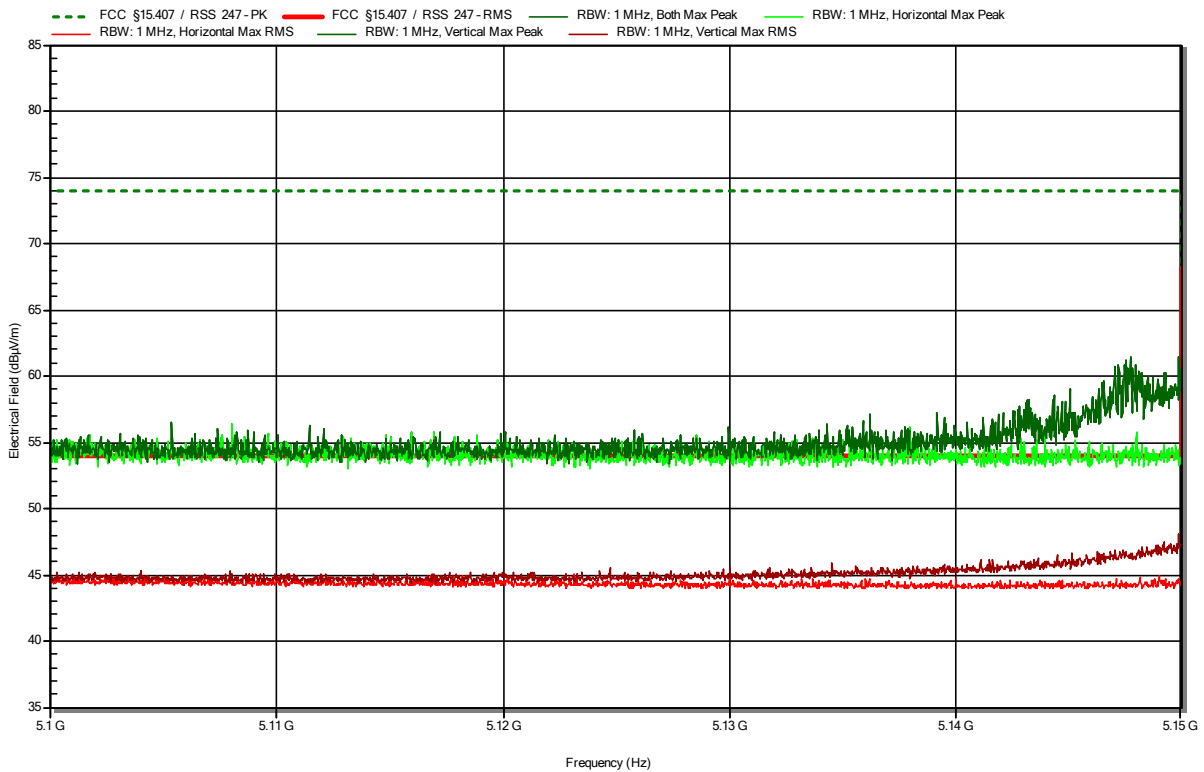
Frequency	Peak	Peak Limit	Peak Difference	Peak Status	Polarization
5.093 GHz	44.86 dBµV/m	74 dBµV/m	-29.14 dB	Pass	Vertical

### Radiated Spurious Emissions according to 47 CFR Part 15.247, 47 CFR Part 15.407

Project Number: G0M-2302-1881  
 Applicant: u-blox Malmö AB  
 Model Description: Host-based multiradio module  
 Model: MAYA-W276-00B  
 Test Sample ID: 43225  
 Test Site: Eurofins Product Service GmbH  
 Operator: Godson Offorji  
 Measurement software: RadiMation, version 2020.1.8  
 Test Conditions: Tnom: 23 °Celsius, Vnom: 1.8 VDC\_3.3 VDC  
 Antenna: Schwarzbeck BBHA 9120B  
 Measurement distance: 3 m  
 Mode: Tx; IEEE 802.11 ac, 5180 MHz, MCS 0, VHT20, P=17dBm  
 Test Date: 2023-06-08  
 Note: lower band area

Index 54

RadiMation

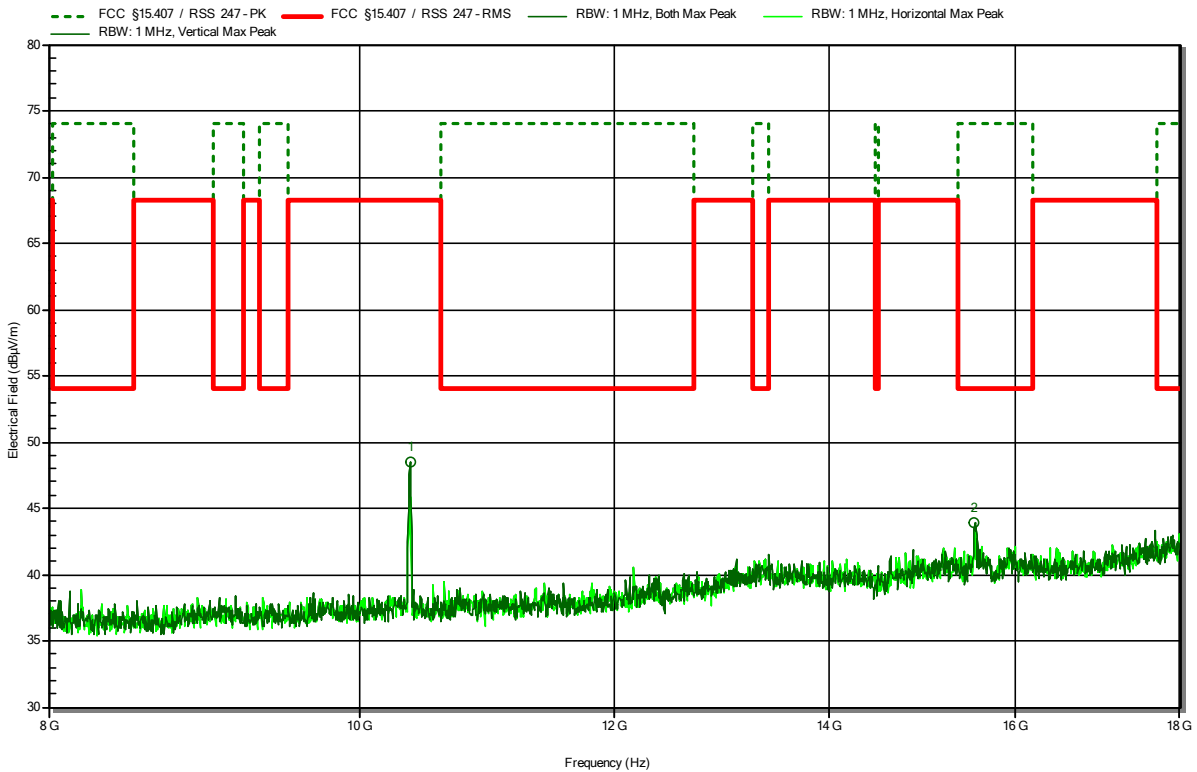


**Radiated Spurious Emissions according to 47 CFR Part 15.247, 47 CFR Part 15.407**

Project Number: G0M-2302-1881  
 Applicant: u-blox Malmö AB  
 Model Description: Host-based multiradio module  
 Model: MAYA-W276-00B  
 Test Sample ID: 43225  
 Test Site: Eurofins Product Service GmbH  
 Operator: Ibraimov Azamat  
 Measurement software: RadiMation, version 2020.1.8  
 Test Conditions: Tnom: 24 °Celsius, Vnom: 1.8 VDC\_3.3 VDC  
 Antenna: Schwarzbeck HWRD 650  
 Measurement distance: 3 m  
 Mode: Tx; IEEE 802.11 ac, 5180 MHz, MCS-0, VHT20, P=17dBm  
 Test Date: 2023-06-29

Index 196

**RadiMation**



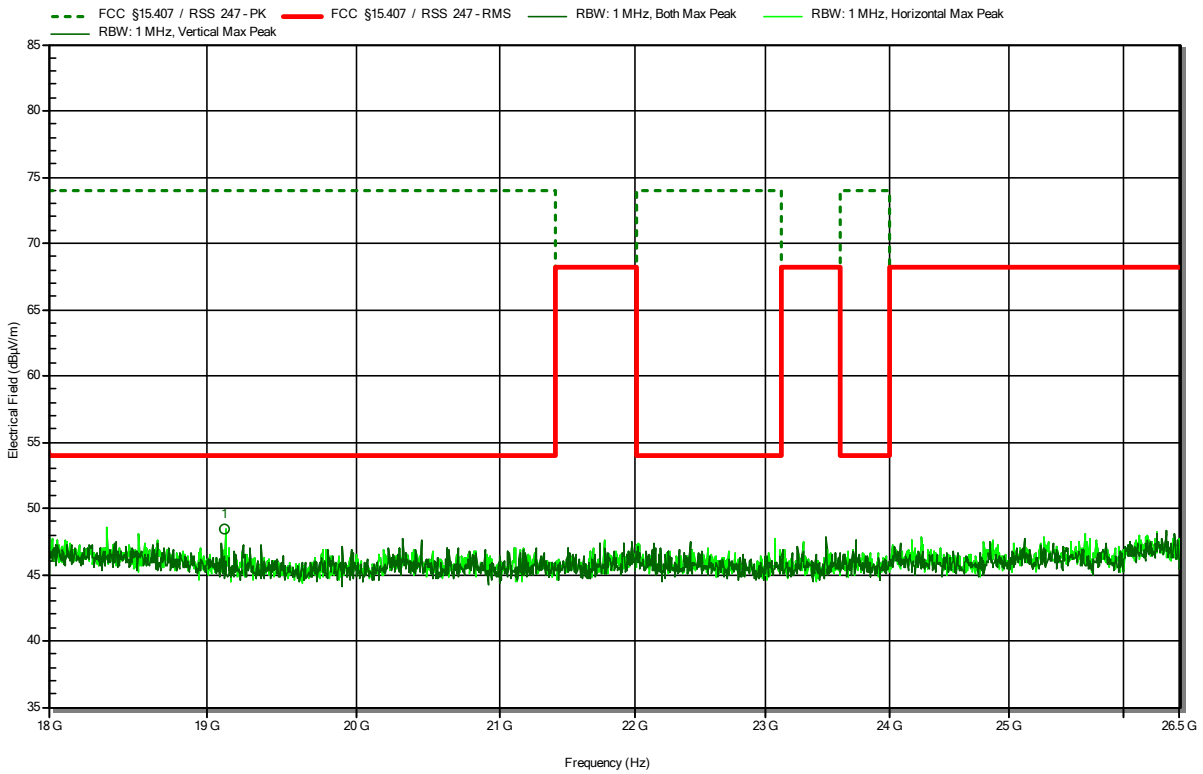
Frequency	Peak	Peak Limit	Peak Difference	Peak Status	Polarization
10.365 GHz	48.48 dBµV/m	68.2 dBµV/m	-19.72 dB	Pass	Vertical
15.534 GHz	43.86 dBµV/m	74 dBµV/m	-30.14 dB	Pass	Vertical

**Radiated Spurious Emissions according to 47 CFR Part 15.247, 47 CFR Part 15.407**

Project Number: G0M-2302-1881  
 Applicant: u-blox Malmö AB  
 Model Description: Host-based multiradio module  
 Model: MAYA-W276-00B  
 Test Sample ID: 43225  
 Test Site: Eurofins Product Service GmbH  
 Operator: Godson Offorji  
 Measurement software: RadiMation, version 2020.1.8  
 Test Conditions: Tnom: 23 °Celsius, Vnom: 1.8 VDC\_3.3 VDC  
 Antenna: Amplifier Research AT4560  
 Measurement distance: 3 m  
 Mode: Tx; IEEE 802.11 ac, 5180 MHz, MCS 0, VHT20, P=17dBm  
 Test Date: 2023-06-09

Index 58

**RadiMation**



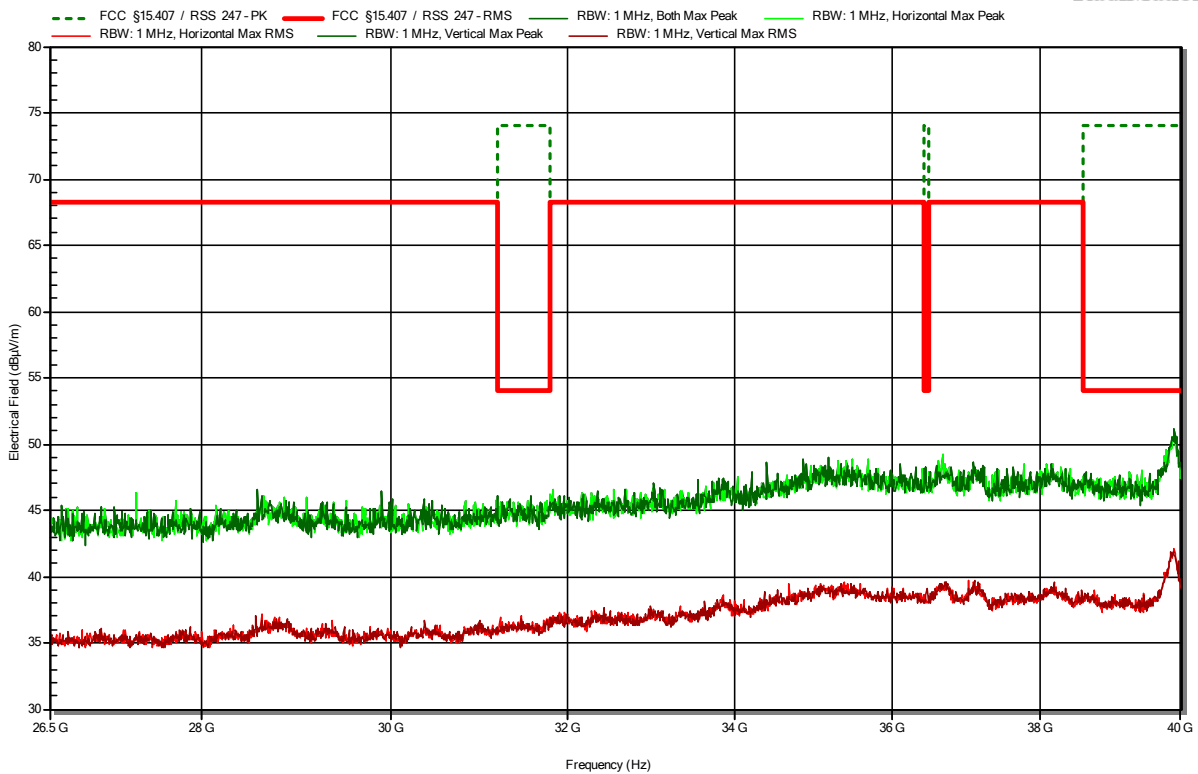
Frequency	Peak	Peak Limit	Peak Difference	Peak Status	Polarization
19.119 GHz	48.4 dBµV/m	74 dBµV/m	-25.6 dB	Pass	Horizontal

### Radiated Spurious Emissions according to 47 CFR Part 15.247, 47 CFR Part 15.407

Project Number: G0M-2302-1881  
 Applicant: u-blox Malmö AB  
 Model Description: Host-based multiradio module  
 Model: MAYA-W276-00B  
 Test Sample ID: 43225  
 Test Site: Eurofins Product Service GmbH  
 Operator: Godson Offorji  
 Measurement software: RadiMation, version 2020.1.8  
 Test Conditions: Tnom: 23 °Celsius, Vnom: 1.8 VDC\_3.3 VDC  
 Antenna: Flann 22240-25  
 Measurement distance: 3 m  
 Mode: Tx; IEEE 802.11 ac, 5180 MHz, MCS 0, VHT20, P=17dBm  
 Test Date: 2023-06-22

Index 180

RadiMation

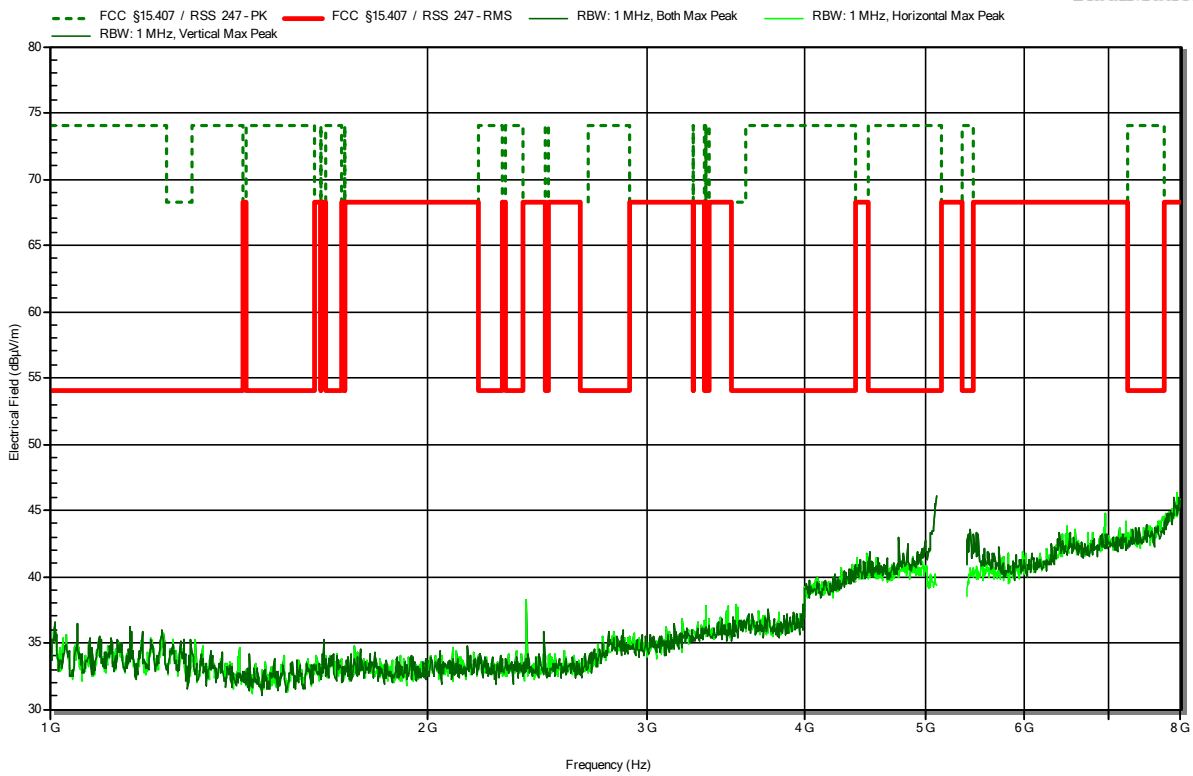


### Radiated Spurious Emissions according to 47 CFR Part 15.247, 47 CFR Part 15.407

Project Number: G0M-2302-1881  
 Applicant: u-blox Malmö AB  
 Model Description: Host-based multiradio module  
 Model: MAYA-W276-00B  
 Test Sample ID: 43225  
 Test Site: Eurofins Product Service GmbH  
 Operator: Godson Offorji  
 Measurement software: RadiMation, version 2020.1.8  
 Test Conditions: Tnom: 23 °Celsius, Vnom: 1.8 VDC\_3.3 VDC  
 Antenna: Schwarzbeck BBHA 9120B  
 Measurement distance: 3 m  
 Mode: Tx; IEEE 802.11 ac, 5200 MHz, MCS 0, VHT20, P=19dBm  
 Test Date: 2023-06-09

Index 70

RadiMation



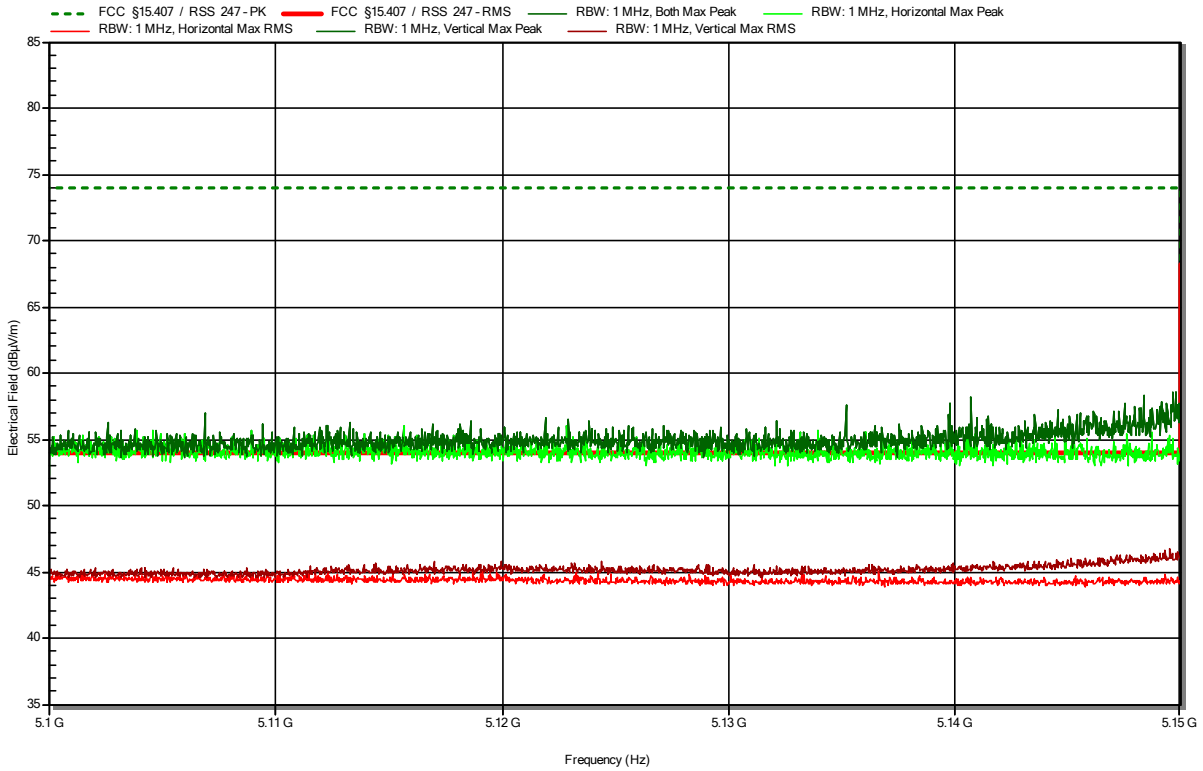


**Radiated Spurious Emissions according to 47 CFR Part 15.247, 47 CFR Part 15.407**

Project Number: G0M-2302-1881  
 Applicant: u-blox Malmö AB  
 Model Description: Host-based multiradio module  
 Model: MAYA-W276-00B  
 Test Sample ID: 43225  
 Test Site: Eurofins Product Service GmbH  
 Operator: Godson Offorji  
 Measurement software: RadiMation, version 2020.1.8  
 Test Conditions: Tnom: 23 °Celsius, Vnom: 1.8 VDC\_3.3 VDC  
 Antenna: Schwarzbeck BBHA 9120B  
 Measurement distance: 3 m  
 Mode: Tx; IEEE 802.11 ac, 5200 MHz, MCS 0, VHT20, P=19dBm  
 Test Date: 2023-06-09  
 Note: lower band area

Index 71

**RadiMation**

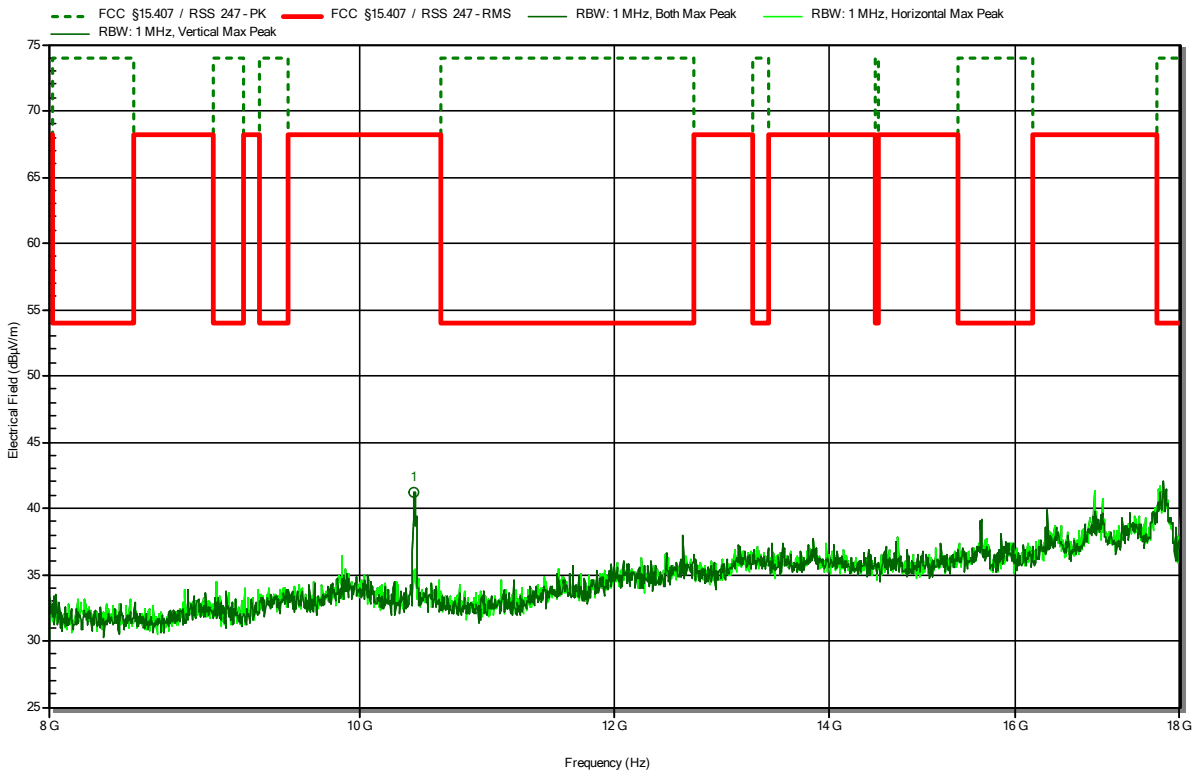


**Radiated Spurious Emissions according to 47 CFR Part 15.247, 47 CFR Part 15.407**

Project Number: G0M-2302-1881  
 Applicant: u-blox Malmö AB  
 Model Description: Host-based multiradio module  
 Model: MAYA-W276-00B  
 Test Sample ID: 43225  
 Test Site: Eurofins Product Service GmbH  
 Operator: Godson Offorji  
 Measurement software: RadiMation, version 2020.1.8  
 Test Conditions: Tnom: 23 °Celsius, Vnom: 1.8 VDC\_3.3 VDC  
 Antenna: Schwarzbeck HWRD 650  
 Measurement distance: 3 m  
 Mode: Tx; IEEE 802.11 ac, 5200 MHz, MCS 0, VHT20, P=19dBm  
 Test Date: 2023-06-09

Index 69

**RadiMation**



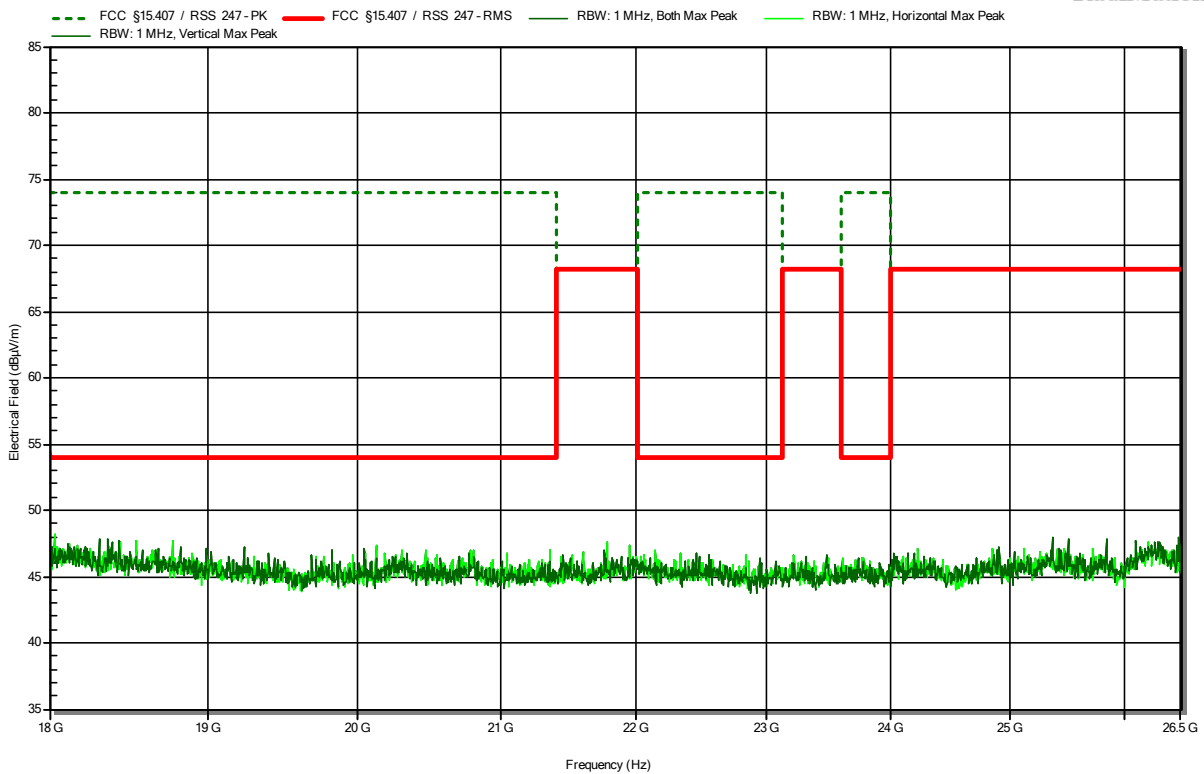
Frequency	Peak	Peak Limit	Peak Difference	Peak Status	Polarization
10.398 GHz	41.21 dBµV/m	68.2 dBµV/m	-26.99 dB	Pass	Vertical

**Radiated Spurious Emissions according to 47 CFR Part 15.247, 47 CFR Part 15.407**

Project Number: G0M-2302-1881  
 Applicant: u-blox Malmö AB  
 Model Description: Host-based multiradio module  
 Model: MAYA-W276-00B  
 Test Sample ID: 43225  
 Test Site: Eurofins Product Service GmbH  
 Operator: Godson Offorji  
 Measurement software: RadiMation, version 2020.1.8  
 Test Conditions: Tnom: 23 °Celsius, Vnom: 1.8 VDC\_3.3 VDC  
 Antenna: Amplifier Research AT4560  
 Measurement distance: 3 m  
 Mode: Tx; IEEE 802.11 ac, 5200 MHz, MCS 0, VHT20, P=19dBm  
 Test Date: 2023-06-09

Index 68

**RadiMation**

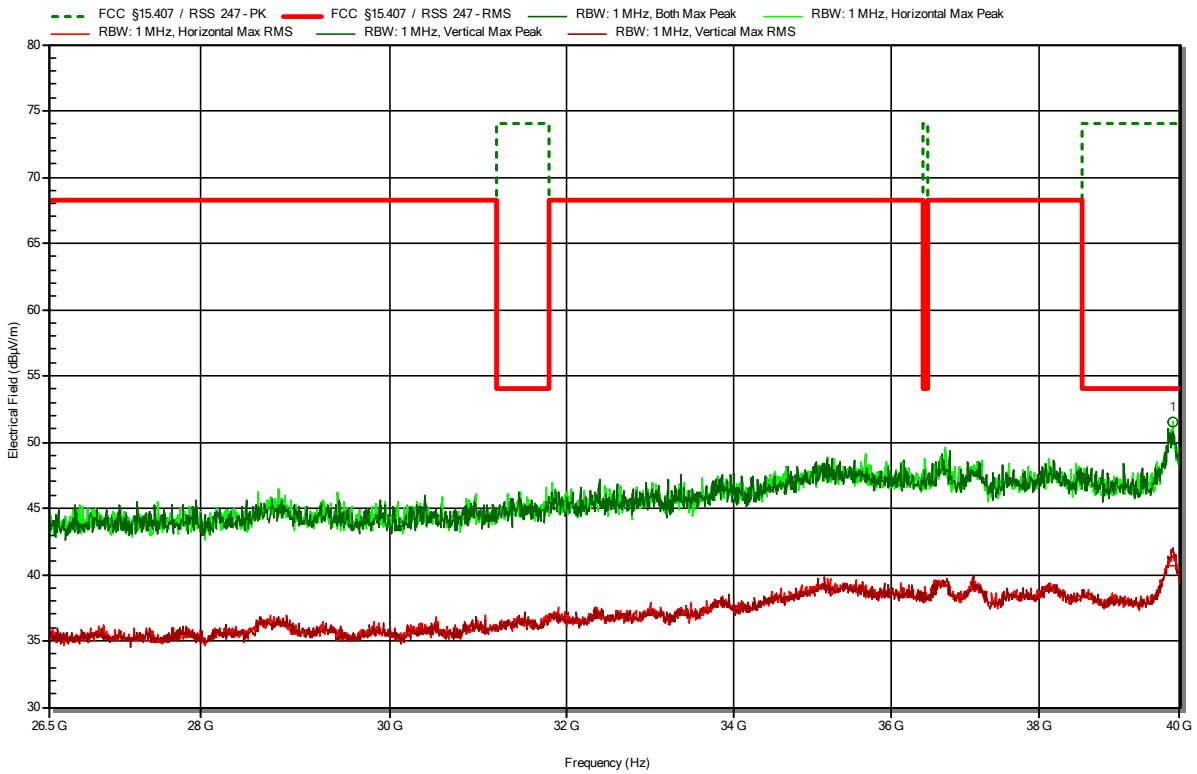


**Radiated Spurious Emissions according to 47 CFR Part 15.247, 47 CFR Part 15.407**

Project Number: G0M-2302-1881  
 Applicant: u-blox Malmö AB  
 Model Description: Host-based multiradio module  
 Model: MAYA-W276-00B  
 Test Sample ID: 43225  
 Test Site: Eurofins Product Service GmbH  
 Operator: Godson Offorji  
 Measurement software: RadiMation, version 2020.1.8  
 Test Conditions: Tnom: 23 °Celsius, Vnom: 1.8 VDC\_3.3 VDC  
 Antenna: Flann 22240-25  
 Measurement distance: 3 m  
 Mode: Tx; IEEE 802.11 ac, 5200 MHz, MCS 0, VHT20, P=19dBm  
 Test Date: 2023-06-22

Index 179

**RadiMation**



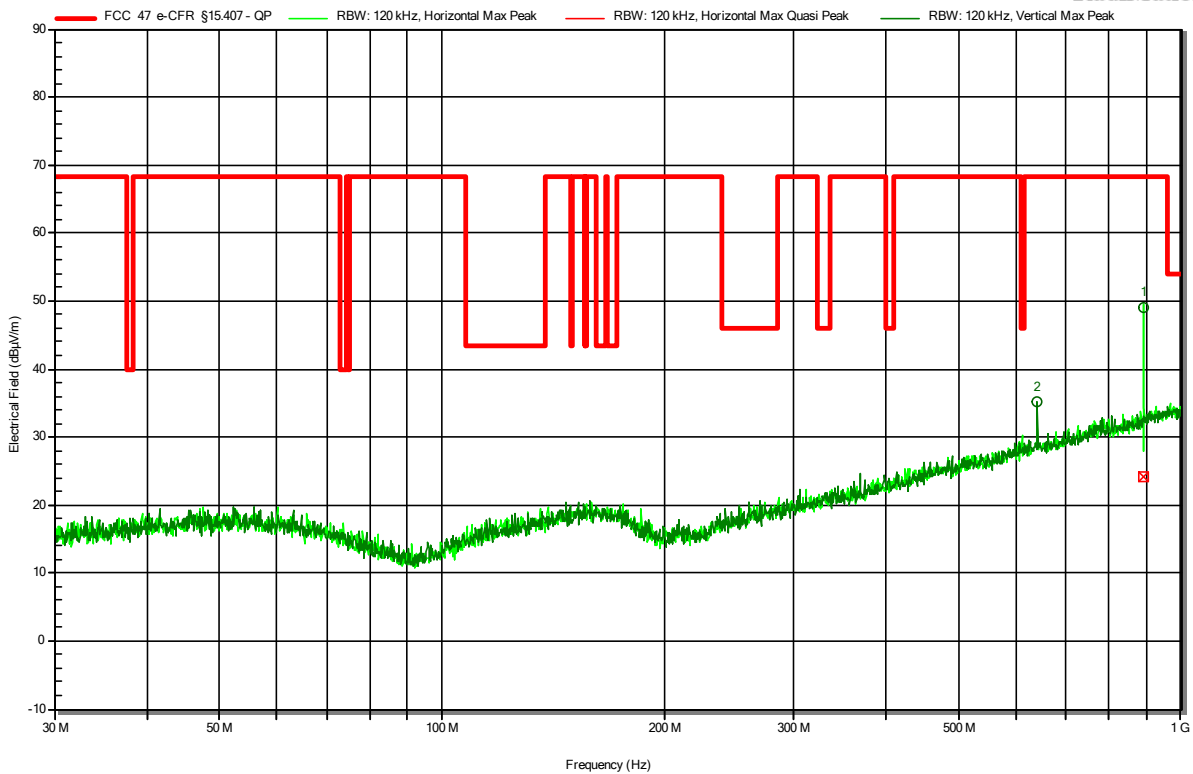
Frequency	Peak	Peak Limit	Peak Difference	Peak Status	Polarization
39.897 GHz	51.51 dBµV/m	74 dBµV/m	-22.49 dB	Pass	Horizontal
Frequency	RMS	RMS Limit	RMS Difference	RMS Status	Polarization
39.897 GHz	41.05 dBµV/m	54 dBµV/m	-12.95 dB	Pass	Horizontal

**Radiated Spurious Emissions according to 47 CFR Part 15.247, 47 CFR Part 15.407**

Project Number: G0M-2302-1881  
 Applicant: u-blox Malmö AB  
 Model Description: Host-based multiradio module  
 Model: MAYA-W276-00B  
 Test Sample ID: 43225  
 Test Site: Eurofins Product Service GmbH  
 Operator: Mr. Voigt  
 Measurement software: RadiMation, version 2020.1.8  
 Test Conditions: Tnom: 23 °Celsius, Vnom: 1.8 VDC\_3.3 VDC  
 Antenna: Schwarzbeck VULB 9168  
 Measurement distance: 3 m  
 Mode: Tx; IEEE 802.11ac, 5240 MHz, MCS-0, VHT20  
 Test Date: 2023-06-05

Index 15

**RadiMation**



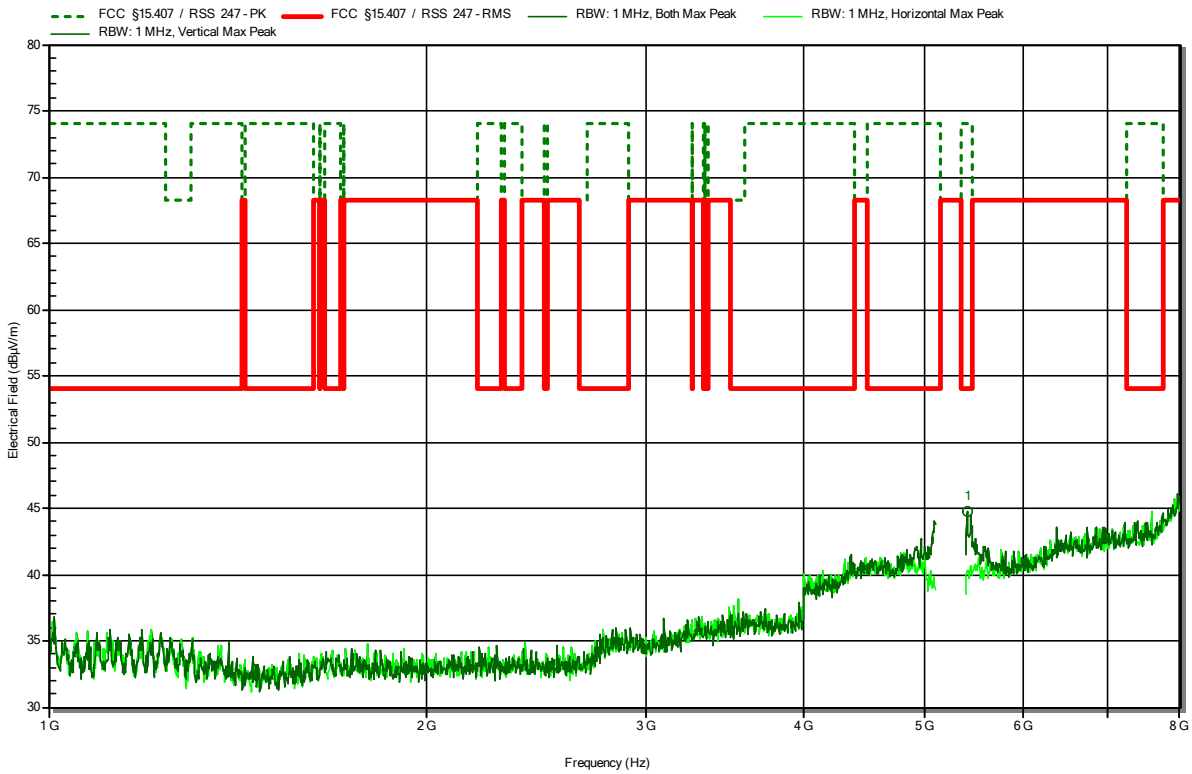
Frequency	Peak	Peak Limit	Peak Difference	Peak Status	Polarization
640.0088 MHz	35.2 dBµV/m	68.2 dBµV/m	-33.04 dB	Pass	Vertical
890.8993 MHz	49 dBµV/m	68.2 dBµV/m	-19.15 dB	Pass	Horizontal
Frequency	Quasi-Peak	Quasi-Peak Limit	Quasi-Peak Difference	Quasi-Peak Status	Polarization
890.8993 MHz	24.2 dBµV/m	68.2 dBµV/m	-44.03 dB	Pass	Horizontal

**Radiated Spurious Emissions according to 47 CFR Part 15.247, 47 CFR Part 15.407**

Project Number: G0M-2302-1881  
 Applicant: u-blox Malmö AB  
 Model Description: Host-based multiradio module  
 Model: MAYA-W276-00B  
 Test Sample ID: 43225  
 Test Site: Eurofins Product Service GmbH  
 Operator: Godson Offorji  
 Measurement software: RadiMation, version 2020.1.8  
 Test Conditions: Tnom: 24 °Celsius, Vnom: 1.8 VDC\_3.3 VDC  
 Antenna: Schwarzbeck BBHA 9120B  
 Measurement distance: 3 m  
 Mode: Tx; IEEE 802.11 ac, 5240 MHz, MCS 0, VHT20, P=19dBm  
 Test Date: 2023-06-12

Index 77

**RadiMation**

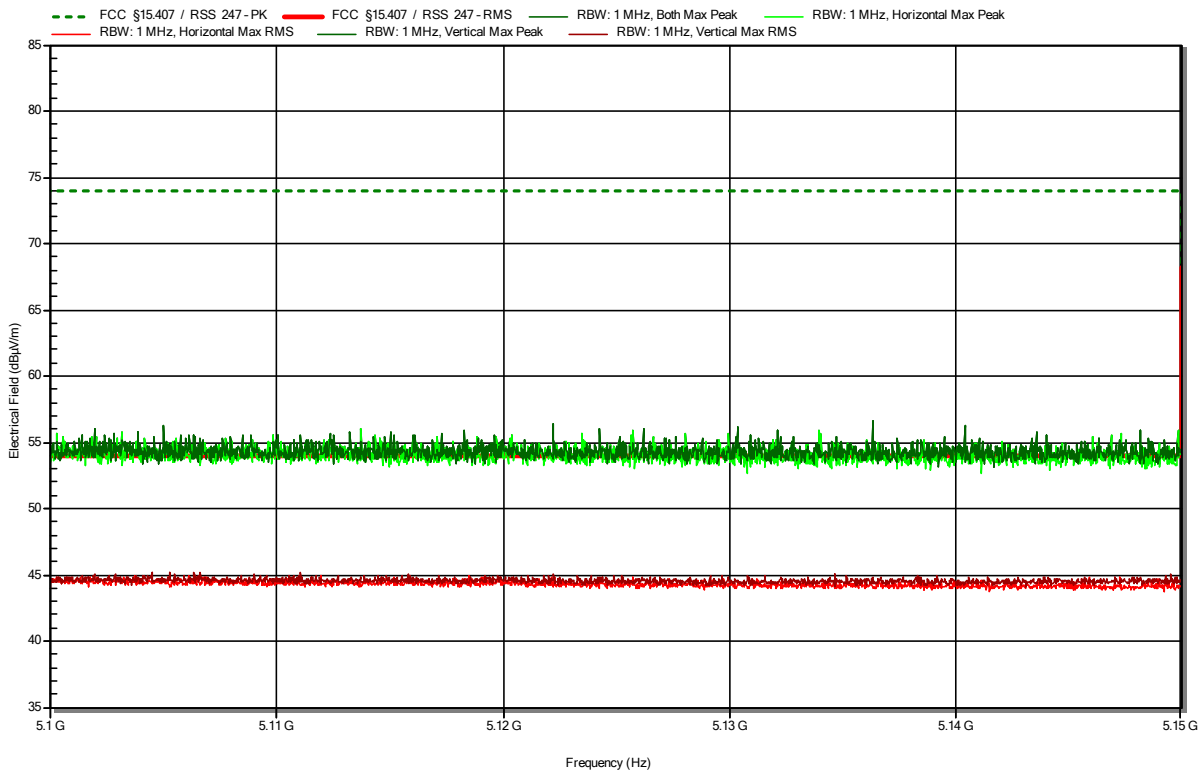


Frequency	Peak	Peak Limit	Peak Difference	Peak Status	Polarization
5.409 GHz	44.73 dBµV/m	74 dBµV/m	-29.27 dB	Pass	Vertical

**Radiated Spurious Emissions according to 47 CFR Part 15.247, 47 CFR Part 15.407**

Project Number: G0M-2302-1881  
 Applicant: u-blox Malmö AB  
 Model Description: Host-based multiradio module  
 Model: MAYA-W276-00B  
 Test Sample ID: 43225  
 Test Site: Eurofins Product Service GmbH  
 Operator: Godson Offorji  
 Measurement software: RadiMation, version 2020.1.8  
 Test Conditions: Tnom: 24 °Celsius, Vnom: 1.8 VDC\_3.3 VDC  
 Antenna: Schwarzbeck BBHA 9120B  
 Measurement distance: 3 m  
 Mode: Tx; IEEE 802.11 ac, 5240 MHz, MCS 0, VHT20, P=19dBm  
 Test Date: 2023-06-12  
 Note: lower band area

Index 76  
**RadiMation**

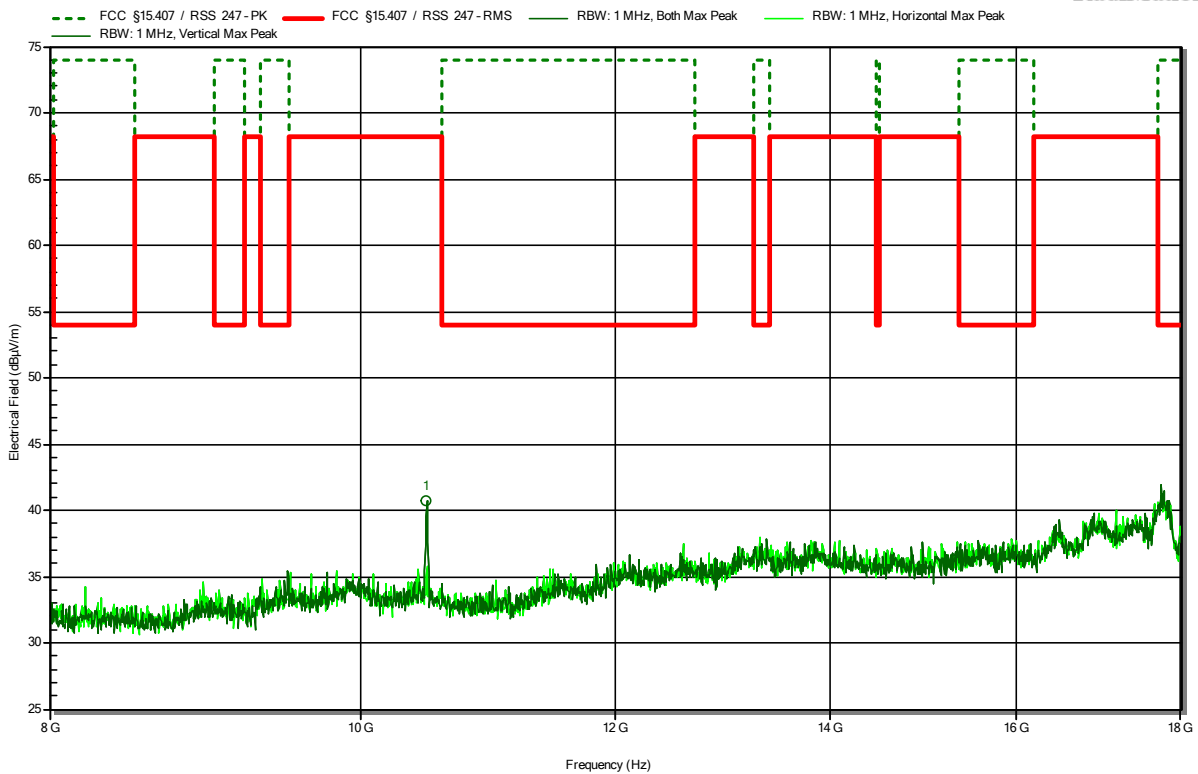


### Radiated Spurious Emissions according to 47 CFR Part 15.247, 47 CFR Part 15.407

Project Number: G0M-2302-1881  
 Applicant: u-blox Malmö AB  
 Model Description: Host-based multiradio module  
 Model: MAYA-W276-00B  
 Test Sample ID: 43225  
 Test Site: Eurofins Product Service GmbH  
 Operator: Godson Offorji  
 Measurement software: RadiMation, version 2020.1.8  
 Test Conditions: Tnom: 24 °Celsius, Vnom: 1.8 VDC\_3.3 VDC  
 Antenna: Schwarzbeck HWRD 650  
 Measurement distance: 3 m  
 Mode: Tx; IEEE 802.11 ac, 5240 MHz, MCS 0, VHT20, P=19dBm  
 Test Date: 2023-06-12

Index 78

RadiMation



Frequency	Peak	Peak Limit	Peak Difference	Peak Status	Polarization
10.48 GHz	40.75 dBµV/m	68.2 dBµV/m	-27.45 dB	Pass	Vertical

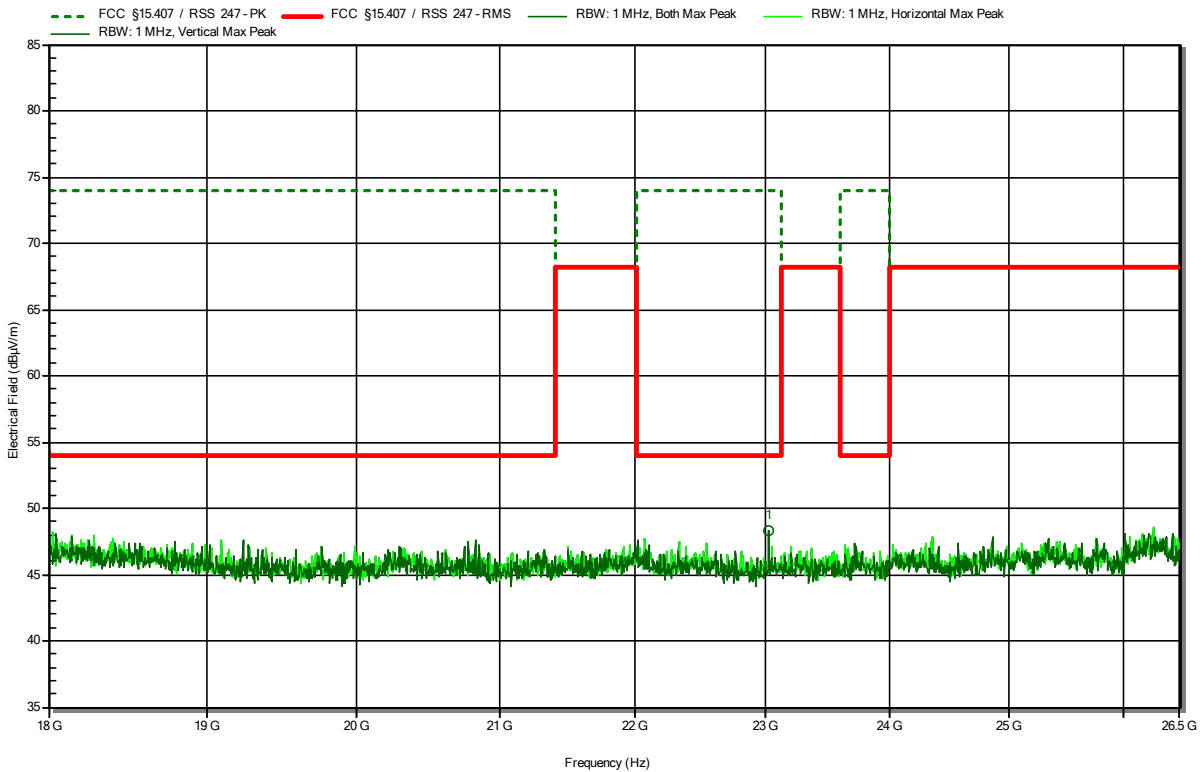


**Radiated Spurious Emissions according to 47 CFR Part 15.247, 47 CFR Part 15.407**

Project Number: G0M-2302-1881  
 Applicant: u-blox Malmö AB  
 Model Description: Host-based multiradio module  
 Model: MAYA-W276-00B  
 Test Sample ID: 43225  
 Test Site: Eurofins Product Service GmbH  
 Operator: Godson Offorji  
 Measurement software: RadiMation, version 2020.1.8  
 Test Conditions: Tnom: 24 °Celsius, Vnom: 1.8 VDC\_3.3 VDC  
 Antenna: Amplifier Research AT4560  
 Measurement distance: 3 m  
 Mode: Tx; IEEE 802.11 ac, 5240 MHz, MCS 0, VHT20, P=19dBm  
 Test Date: 2023-06-12

Index 79

**RadiMation**



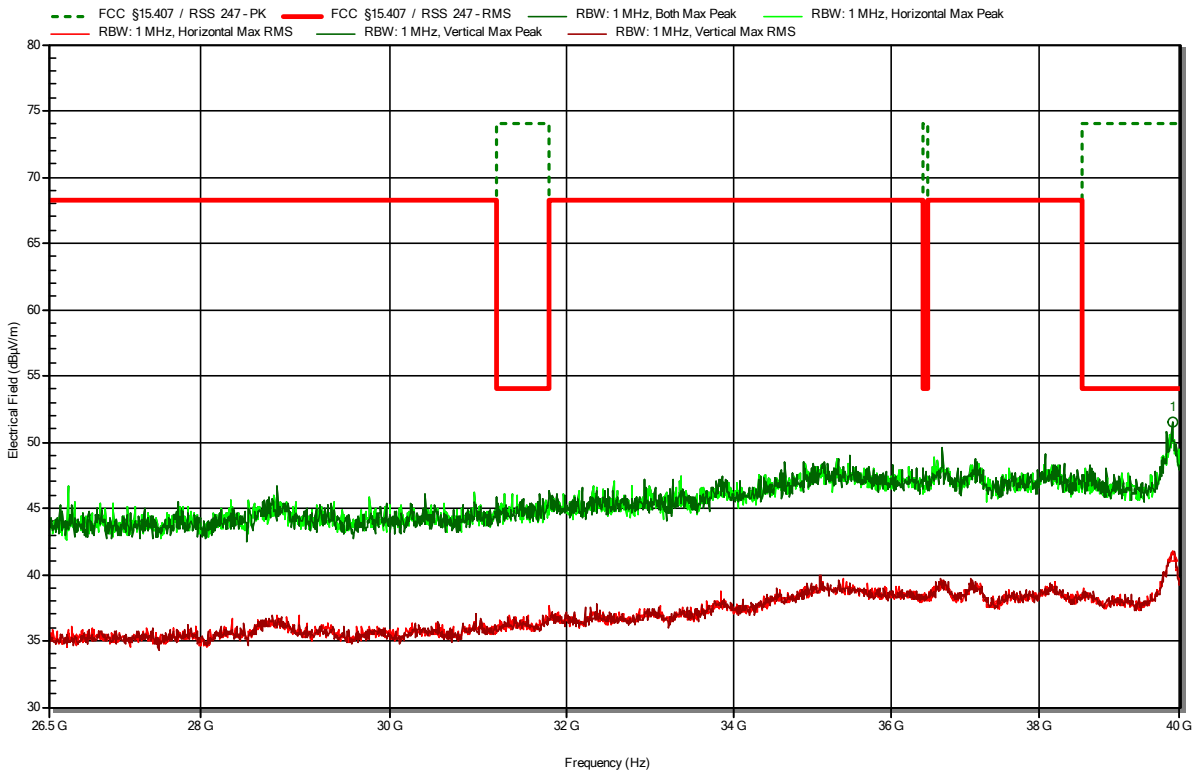
Frequency	Peak	Peak Limit	Peak Difference	Peak Status	Polarization
23.019 GHz	48.29 dBµV/m	74 dBµV/m	-25.71 dB	Pass	Vertical

**Radiated Spurious Emissions according to 47 CFR Part 15.247, 47 CFR Part 15.407**

Project Number: G0M-2302-1881  
 Applicant: u-blox Malmö AB  
 Model Description: Host-based multiradio module  
 Model: MAYA-W276-00B  
 Test Sample ID: 43225  
 Test Site: Eurofins Product Service GmbH  
 Operator: Godson Offorji  
 Measurement software: RadiMation, version 2020.1.8  
 Test Conditions: Tnom: 23 °Celsius, Vnom: 1.8 VDC\_3.3 VDC  
 Antenna: Flann 22240-25  
 Measurement distance: 3 m  
 Mode: Tx; IEEE 802.11 ac, 5240 MHz, MCS 0, VHT20, P=19dBm  
 Test Date: 2023-06-22

Index 181

**RadiMation**



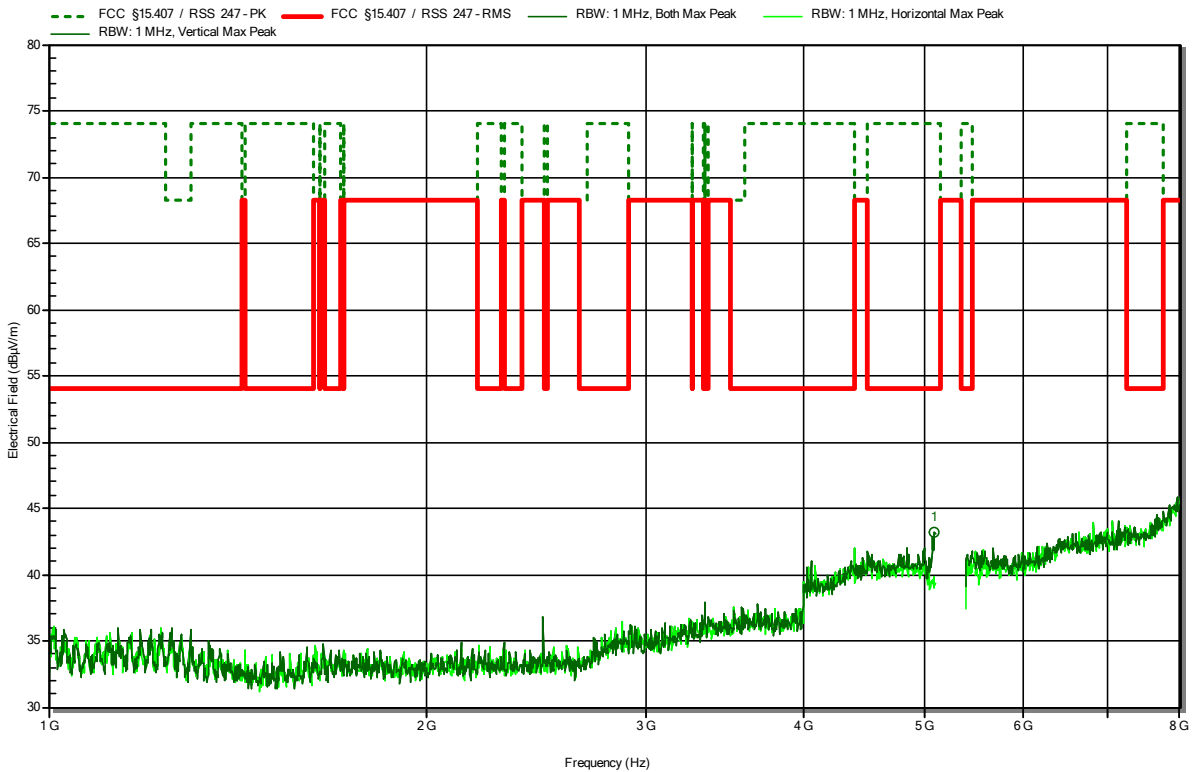
Frequency	Peak	Peak Limit	Peak Difference	Peak Status	Polarization
39.886 GHz	51.48 dBµV/m	74 dBµV/m	-22.52 dB	Pass	Vertical
Frequency	RMS	RMS Limit	RMS Difference	RMS Status	Polarization
39.886 GHz	41.34 dBµV/m	54 dBµV/m	-12.66 dB	Pass	Vertical

**Radiated Spurious Emissions according to 47 CFR Part 15.247, 47 CFR Part 15.407**

Project Number: G0M-2302-1881  
 Applicant: u-blox Malmö AB  
 Model Description: Host-based multiradio module  
 Model: MAYA-W276-00B  
 Test Sample ID: 43225  
 Test Site: Eurofins Product Service GmbH  
 Operator: Godson Offorji  
 Measurement software: RadiMation, version 2020.1.8  
 Test Conditions: Tnom: 23 °Celsius, Vnom: 1.8 VDC\_3.3 VDC  
 Antenna: Schwarzbeck BBHA 9120B  
 Measurement distance: 3 m  
 Mode: Tx; IEEE 802.11 ac, 5190 MHz, MCS 0, VHT40, P=14dBm  
 Test Date: 2023-06-09

Index 61

**RadiMation**



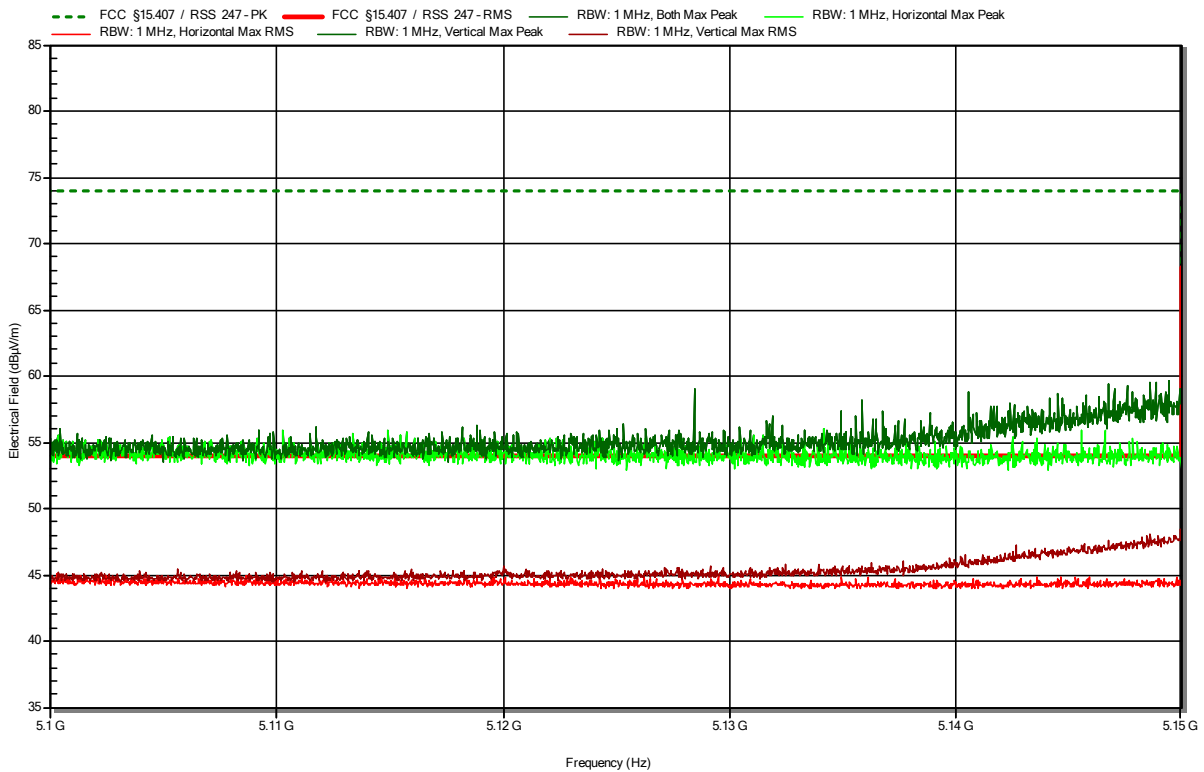
Frequency	Peak	Peak Limit	Peak Difference	Peak Status	Polarization
5.096 GHz	43.16 dBµV/m	74 dBµV/m	-30.84 dB	Pass	Vertical

**Radiated Spurious Emissions according to 47 CFR Part 15.247, 47 CFR Part 15.407**

Project Number: G0M-2302-1881  
 Applicant: u-blox Malmö AB  
 Model Description: Host-based multiradio module  
 Model: MAYA-W276-00B  
 Test Sample ID: 43225  
 Test Site: Eurofins Product Service GmbH  
 Operator: Godson Offorji  
 Measurement software: RadiMation, version 2020.1.8  
 Test Conditions: Tnom: 23 °Celsius, Vnom: 1.8 VDC\_3.3 VDC  
 Antenna: Schwarzbeck BBHA 9120B  
 Measurement distance: 3 m  
 Mode: Tx; IEEE 802.11 ac, 5190 MHz, MCS 0, VHT40, P=14dBm  
 Test Date: 2023-06-09  
 Note: lower band area

Index 63

**RadiMation**

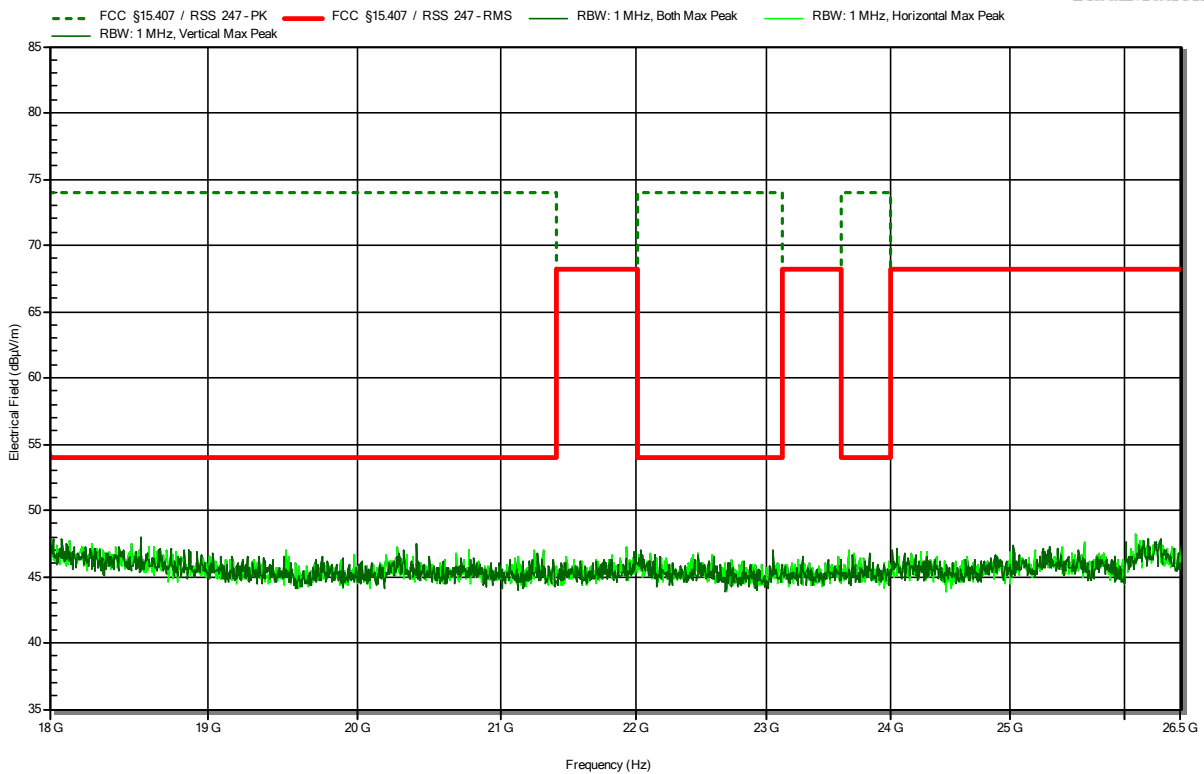


**Radiated Spurious Emissions according to 47 CFR Part 15.247, 47 CFR Part 15.407**

Project Number: G0M-2302-1881  
 Applicant: u-blox Malmö AB  
 Model Description: Host-based multiradio module  
 Model: MAYA-W276-00B  
 Test Sample ID: 43225  
 Test Site: Eurofins Product Service GmbH  
 Operator: Godson Offorji  
 Measurement software: RadiMation, version 2020.1.8  
 Test Conditions: Tnom: 23 °Celsius, Vnom: 1.8 VDC\_3.3 VDC  
 Antenna: Amplifier Research AT4560  
 Measurement distance: 3 m  
 Mode: Tx; IEEE 802.11 ac, 5190 MHz, MCS 0, VHT40, P=14dBm  
 Test Date: 2023-06-09

Index 59

**RadiMation**

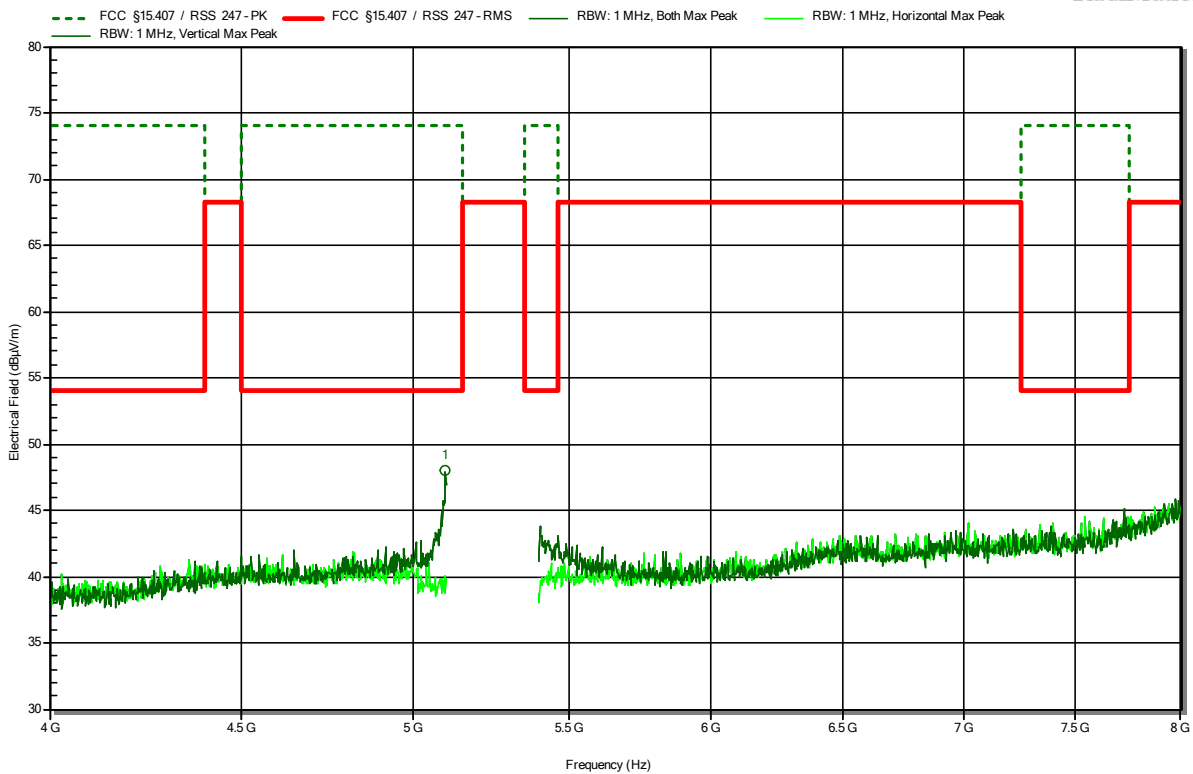


**Radiated Spurious Emissions according to 47 CFR Part 15.247, 47 CFR Part 15.407**

Project Number: G0M-2302-1881  
 Applicant: u-blox Malmö AB  
 Model Description: Host-based multiradio module  
 Model: MAYA-W276-00B  
 Test Sample ID: 43225  
 Test Site: Eurofins Product Service GmbH  
 Operator: Godson Offorji  
 Measurement software: RadiMation, version 2020.1.8  
 Test Conditions: Tnom: 24 °Celsius, Vnom: 1.8 VDC\_3.3 VDC  
 Antenna: Schwarzbeck BBHA 9120B  
 Measurement distance: 3 m  
 Mode: Tx; IEEE 802.11 n, 5230 MHz, MCS 5, HT40, P=19dBm  
 Test Date: 2023-06-12

Index 82

**RadiMation**



Frequency	Peak	Peak Limit	Peak Difference	Peak Status	Polarization
5.098 GHz	47.95 dBµV/m	74 dBµV/m	-26.05 dB	Pass	Vertical