

RADIO REPORT FCC 47 CFR Part 15C ISED Canada RSS-247 Digital transmission systems operating within the 2400.0 MHz - 2483.5 MHz band	
Report Reference No	G0M-2302-1881-TFC247WF-W276-V03
Testing Laboratory	Eurofins Product Service GmbH
Address	Storkower Str. 38c 15526 Reichenwalde Germany
Accreditation	 <p>DAkkS - Registration number : D-PL-12092-01-03 (ISED) ISED Testing Laboratory site: 3470A DAkkS - Registration number : D-PL-12092-01-04 (FCC) FCC Filed Test Laboratory, Reg.-No.: 96970</p>
Applicant	u-blox AG
Address	Zürcherstrasse 68 8800 Thalwil Switzerland
Test Specification	47 CFR Part 15C RSS-247, Issue 2, 2017-02 RSS-Gen, Issue 5, Amendment 2, 2021-02
Non-Standard Test Method	None
Equipment under Test (EUT):	
Product Description	MAYA-W2 host-based multiradio modules
Model(s)	MAYA-W276-00B
Additional Model(s)	None
Brand Name(s)	u-blox
Hardware Version(s)	02
Software Version(s)	1.0.0.39.1-18.80.1.p154.38
FCC ID	XPYMAYAW2B
IC	8595A-MAYAW2B
Test Result	PASSED

Possible test case verdicts:		
Required by standard but not tested	N/T	
Not required by standard	N/R	
Not applicable to EUT	N/A	
Test object does meet the requirement	P(PASS)	
Test object does not meet the requirement	F(FAIL)	
Testing:		
Test Lab Temperature	20 °C - 30 °C	
Test Lab Humidity	25 % - 55 %	
Date of receipt of test item	2023-03-02	
Report:		
Compiled by	Radwan Jaafar	
Responsible for test (+ signature) (Senior Expert Engineer)	Radwan Jaafar	
Approved by (+ signature) (Test Lab Engineer)	Wilfried Treffke	
Date of Issue	2023-12-06	
Total number of pages	201	
General Remarks:		
<p>The test results presented in this report relate only to the object tested.</p> <p>The results contained in this report reflect the results for this particular model and serial number. It is the responsibility of the manufacturer to ensure that all production models meet the intent of the requirements detailed within this report.</p> <p>This report shall not be reproduced, except in full, without the written approval of the Issuing testing laboratory.</p>		
Additional Comments:		

ADDITIONAL VARIANTS

Additional Variants (not tested and not evaluated variants)		
Not-tested Variant	Description	
1	Product Type Description	Host-based multiradio module
	Model name	MAYA-W266-00B
	Brand name	u-blox
	Hardware Version	02
	Software Version	1.0.0.39.1-18.80.1.p154.38
	FCC ID	XPYMAYAW2B
	IC	8595A-MAYAW2B
	PMN	MAYA-W266-00B
	HVIN	MAYA-W266-00B
	FVIN	N/A
	HMN	N/A
Comment: Those named additional variants above have not been tested. Those additional variants of the series have been declared by the manufacturer. The test report explicitly states that those variants were neither tested nor assessed nor evaluated.		

VERSION HISTORY

Version History			
Version	Issue Date	Remarks	Revised By
01	2023-11-02	Initial Release	--
02	2023-11-30	Replaced document: G0M-2302-1881-TFC247WF-W276-V01 Replaced by: G0M-2302-1881-TFC247WF-W276-V02 Reason: Correction of the model name and FVIN of the EUT.	R. Jaafar
03	2023-12-06	Replaced document: G0M-2302-1881-TFC247WF-W276-V02 Replaced by: G0M-2302-1881-TFC247WF-W276-V03 Reason: - Correction of the module name in the plots. - Editorial correction to AC powerline conducted emissions at section 3.5. - Add EIRP test results for IC at section 3.3.	R. Jaafar

ABBREVIATIONS AND ACRONYMS

Acronyms	
Acronym	Description
BPSK	Binary Phase Shift Keying
DSSS	Direct Sequence Spread Spectrum
EUT	Equipment Under Test
FCC	Federal Communications Commission
HT	High Throughput
IEEE 802.11	MAC and PHY Layer for WiFi
ISED	Innovation, Science and Economic Development Canada
OFDM	Orthogonal Frequency Division Multiplexing
QAM	Quadrature Amplitude Modulation
QPSK	Quadrature Phase Shift Keying
RBW	Resolution bandwidth
RMS	Root mean square
VBW	Video bandwidth
V _{NOM}	Nominal supply voltage



REPORT INDEX

1	Equipment (Test Item) Under Test	7
1.1	Photos – Equipment External.....	8
1.2	Photos – Equipment Internal.....	15
1.3	Support Equipment.....	17
1.4	Test mode output power.....	18
1.5	Test mode duty cycle.....	20
1.6	Test Modes.....	22
1.7	Test Frequencies.....	23
1.8	Power Setting.....	23
1.9	Sample emission level calculation.....	24
2	Result Summary	25
3	Test Conditions and Results	26
3.1	Test Conditions and Results - Occupied bandwidth.....	26
3.2	Test Conditions and Results - 6 dB bandwidth.....	40
3.3	Test Conditions and Results - Maximum peak conducted output power.....	54
3.4	Test Conditions and Results - Power spectral density.....	57
3.5	Test Conditions and Results - AC powerline conducted emissions.....	71
3.6	Test Conditions and Results - Band-edge compliance.....	78
3.7	Test Conditions and Results - Conducted spurious emissions.....	88
3.8	Test Conditions and Results - Transmitter radiated emissions.....	102
3.9	Test Conditions and Results - Receiver radiated emissions.....	110
ANNEX A	Transmitter spurious emissions with Antenna 1 (External, ANT-DB1-RAF-SMA).....	115
ANNEX B	Transmitter spurious emissions with Antenna 2 (Embedded, custom).....	171
ANNEX C	Receiver spurious emissions with Antenna 1 (External, ANT-DB1-RAF-SMA).....	196
ANNEX D	Receiver spurious emissions with Antenna 2 (Embedded, custom).....	199

1 Equipment (Test Item) Under Test

Description	MAYA-W2 host-based multiradio modules		
Model	MAYA-W276-00B		
Additional Model(s)	None		
Brand Name(s)	u-blox		
Sample Identification	EUT	Sample-ID	Serial Number
	Radiated with embedded antenna	44078	AW86C1DEB9615900400
	Conducted, and Radiated with external antenna	43225	AW86C1DEB9598EC0300
	Conducted, and Radiated with external antenna	43211	AW86C1DEB95988C0300
Hardware Version(s)	02		
Software Version(s)	1.0.0.39.1-18.80.1.p154.38		
PMN	MAYA-W276-00B		
HVIN	MAYA-W276-00B		
FVIN	A		
HMN	N/A		
FCC ID	XPYMAYAW2B		
IC	8595A-MAYAW2B		
Equipment type	Radio Module		
Radio type	Transceiver		
Assigned frequency bands	2400.0 MHz - 2483.5 MHz		
Radio technology	IEEE 802.11 b/g/n (HT20 + HT40)		
Modulation	BPSK, QPSK, 16-QAM, 64-QAM		
Number of antenna ports	1		
Antenna-1	Type	External	
	Model	ANT-DB1-RAF-SMA	
	Manufacturer	Linx Technologies	
	Gain	4.1 dBi (customer declaration)	
Antenna-2	Type	Integrated	
	Model	custom	
	Manufacturer	ProAnt AB	
	Gain	-4.1 dBi (customer declaration)	
Supply Voltage (1 st Port)	V _{NOM}	3.3 VDC	
Supply Voltage (2 nd Port)	V _{NOM}	1.8 VDC	
Operating Temperature	T _{NOM}	20 °C	
AC/DC-Adaptor	Model	None	
Manufacturer	u-blox AG Zürcherstrasse 68 8800 Thalwil Switzerland		

1.1 Photos – Equipment External



EUT overview - with embedded antenna

Photos deleted - refer to separate photo exhibits

RF module with Embedded antenna

Photos deleted - refer to separate photo exhibits

EUT overview - with external antenna

Photos deleted - refer to separate photo exhibits

External antenna

Photos deleted - refer to separate photo exhibits

Evaluation board top view

Photos deleted - refer to separate photo exhibits

Evaluation board bottom view

Photos deleted - refer to separate photo exhibits

Evaluation board side view

Photos deleted - refer to separate photo exhibits

SPI Cable

Photos deleted - refer to separate photo exhibits

Data cable

Photos deleted - refer to separate photo exhibits

USB C cable

Photos deleted - refer to separate photo exhibits



Power adapter

Photos deleted - refer to separate photo exhibits

Cable to connect EUT to external power supply

Photos deleted - refer to separate photo exhibits

1.2 Photos – Equipment Internal



RF Module-MW276 (width)

Photos deleted - refer to separate photo exhibits

RF Module-MW276 unshielded (width)

Photos deleted - refer to separate photo exhibits

1.3 Support Equipment

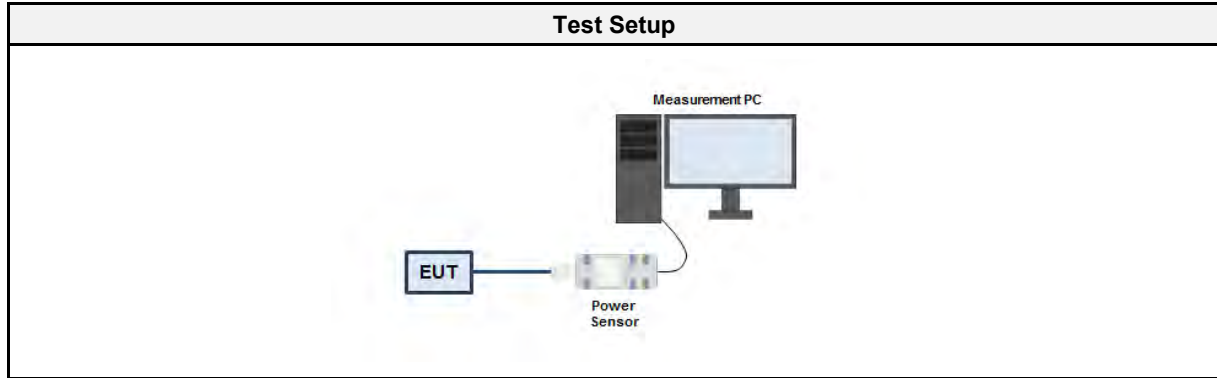
Product Type	Device	Manufacturer	Model	Comment
AE	Notebook	Dell	Latitude E7250	For configuring test modes
AE	Evaluation Board	u-blox		
CBL	USB-C	---	---	Connection between evaluation board and EUT
CBL	Data cable	---	---	
CBL	SBI cable			
CBL	Ethernet	---	---	Connection between evaluation board and notebook
AE	AC/DC Adapter	EDACPOWER ELECT.	EA1045CR	To power the evaluation board
SFT	Terminal	Debian / Linux	---	For test mode activation
Description:				
AE	Auxiliary Equipment			
SIM	Simulator			
CBL	Connecting Cable			
SFT	Software			
Comment:				

1.4 Test mode output power

1.4.1 Information

Test Information	
Measurement Method	ANSI C63.10 11.9, 14.3

1.4.2 Setup



1.4.3 Equipment

Test Equipment					
Description	Manufacturer	Model	Identifier	Cal. Date	Cal. Due
Power sensor	ETS-Lindgren USA	7002-006	EF00934	2022-07	2023-07

1.4.4 Procedure

Test Procedure
<ol style="list-style-type: none"> 1. EUT set to test mode 2. The peak power is measured with the wideband power sensor 3. The power is measured for the lowest data rate on all three channels 4. For the channel with the highest power the power is also measured for all data rates 5. The data rate with the highest output power is selected for test mode

1.4.5 Results

Results - DSSS			
Data Rate [Mbps]	Power [dBm] Channel 2412 [MHz]	Power [dBm] Channel 2437 [MHz]	Power [dBm] Channel 2462 [MHz]
1	23	23.2	23.2
2	23.2	23.3	23.2
5.5	23.5	23.4	23.5
11	23.3	23.4	23.3

Results - OFDM			
Data Rate [Mbps]	Power [dBm] Channel 2412 [MHz]	Power [dBm] Channel 2437 [MHz]	Power [dBm] Channel 2462 [MHz]
6	20.9	21	21
9	20.9	21.2	21.2
12	21.1	21.2	21.2
18	21.1	21.3	21.1
24	21.1	21.3	21.2
36	21.1	21.3	21.2
48	21.2	21.3	21.3
54	21.2	21.3	21.2

Results - HT20			
MCS	Power [dBm] Channel 2412 [MHz]	Power [dBm] Channel 2437 [MHz]	Power [dBm] Channel 2462 [MHz]
0	20.8	21	21
1	21.2	21.3	21.1
2	21.2	21.3	21.2
3	21.2	21.3	21.2
4	21.2	21.3	21.2
5	21.3	21.3	21.2
6	21.3	21.3	21.2
7	21.3	21.3	21.2

Results - HT40			
MCS	Power [dBm] Channel 2422 [MHz]	Power [dBm] Channel 2437 [MHz]	Power [dBm] Channel 2452 [MHz]
0	20.7	20.9	20.8
1	20.9	20.9	20.9
2	20.9	20.9	21
3	21	21	21
4	21	21	21
5	21.1	21	21.1
6	21.1	21	21.1
7	21	21.1	21.1

1.5 Test mode duty cycle


1.5.1 Information

Test Information	
Measurement Method	ANSI C63.10 11.6

1.5.2 Requirements

Requirements	
Duty cycle	Duty cycle correction
≥ 98 %	No correction required
< 98 %	Correction required (10 x Log ₁₀ (1/DC))

1.5.3 Setup



1.5.4 Equipment

Test Equipment					
Description	Manufacturer	Model	Identifier	Cal. Date	Cal. Due
Spectrum Analyzer	R&S	FSU 26	EF01003	2022-07	2023-07

1.5.5 Procedure

Test Procedure
<ol style="list-style-type: none"> 1. EUT set to test mode 2. Span is set to zero span 3. Detector set to peak 4. Sweep time is set long enough to capture at least 5 bursts 5. Envelope peak value of emission spectrum is selected 6. The maximum burst duration T_{ON} is measured using two markers set to the start and the end of the longest burst 7. The minimum idle duration T_{OFF} is measured using two markers set to the start and the end of the shortest idle period 8. The duty cycle is calculated by $DC = T_{ON} / (T_{ON} + T_{OFF})$ 9. The duty cycle correction is calculated by $DC = -10 \times \text{Log}_{10}(T_{ON} / (T_{ON} + T_{OFF}))$

1.5.6 Results

Duty Cycle Results		
Mode	Duty Cycle	Correction Factor [dB]
DSSS	99	0
OFDM	99	0
HT20	99.5	0
HT40	98.5	0

1.6 Test Modes

Mode	Description
DSSS (IEEE 802.11b)	Mode = Transmit Modulation = BPSK Spreading = DSSS Bandwidth = 20 MHz Duty cycle = 99% Data rate = 5.5 Mbps (2412) Data rate = 5.5 Mbps (2437) Data rate = 5.5 Mbps (2462)
OFDM (IEEE 802.11g)	Mode = Transmit Modulation = OFDM Bandwidth = 20 MHz Duty cycle = 99% Data rate = 48 Mbps (2412) Data rate = 48 Mbps (2437) Data rate = 48 Mbps (2462)
HT20 (IEEE 802.11n)	Mode = Transmit Modulation = OFDM Bandwidth = 20 MHz Duty cycle = 99.5% MCS (1 Simultaneous Tx) = 7 (2412) MCS (1 Simultaneous Tx) = 7 (2437) MCS (1 Simultaneous Tx) = 7 (2462)
HT40 (IEEE 802.11n)	Mode = Transmit Modulation = OFDM Bandwidth = 40 MHz Duty cycle = 98.5% MCS (1 Simultaneous Tx) = 6 (2422) MCS (1 Simultaneous Tx) = 7 (2437) MCS (1 Simultaneous Tx) = 6 (2452)
Receive	Mode = Receive
Note: The power setting in Table (1.8 Power setting) applies for the respective test mode and frequency.	
Comment: The above settings were determined as worst case by evaluation of the output power.	

1.7 Test Frequencies

Designator	Mode	Channel	Frequency [MHz]
F1	Tx	1	2412
F2	Tx	3	2422
F3	Tx / Rx	6	2437
F4	Tx	9	2452
F5	Tx	11	2462

1.8 Power Setting

Channel	Frequency [MHz]	Power setting* -applicable with Antenna 1 (external)- [dBm]	Power setting* -applicable with Antenna 2 (embedded)- [dBm]
DSSS (IEEE 802.11b)			
1	2412	19	19
6	2437	19	19
11	2462	19	19
Note: Power level 19 also applies to other frequencies in the band.			
OFDM (IEEE 802.11g)			
1	2412	16	16
2	2417	17	18
3	2422	18	19
6	2437	18	19
9	2452	18	19
10	2457	17	18
11	2462	16	16
Note: Power level 18 (with external antenna) and 19 (with embedded antenna) applies to the other frequencies in the band.			
HT20 (IEEE 802.11n)			
1	2412	15	14
6	2437	18	16
11	2462	15	14
Note: Power level 18 (with external antenna) and 16 (with embedded antenna) applies to the other frequencies in the band.			
HT40 (IEEE 802.11n)			
3	2422	15	13
6	2437	15	13
9	2452	15	13
Note: Power level 15 (with external antenna) and 13 (with embedded antenna) also applies to the other frequencies in the band.			
*Comment: The power setting corresponds to the applicant's plan and were assessed during preliminary tests. Conducted peak/average output power, power spectral density, and spurious emission were evaluated to determine the suitable power setting for each tested mode and frequency.			

1.9 Sample emission level calculation

The following is a description of terms and a sample calculation, as appears in the radiated emissions data table. The numbers used in the calculation are for example only. There is no direct correlation to the specific data taken for the product described in this document:

Reading:

This is the reading obtained on the spectrum analyzer in dBµV. Any external preamplifiers used are taken into account through internal analyzer settings.

A.F.:

This is the antenna factor for the receiving antenna. It is a conversion factor, which converts electric fields strengths to voltages, which can be measured directly on the spectrum analyzer. It is treated as a loss in dB. Cable losses have been included with the A.F. to simplify the calculations. The antenna factor is used in calculations as follows:

$$\text{Reading on Analyzer (dB}\mu\text{V)} + \text{A.F. (dB/m)} = \text{Net field strength (dB}\mu\text{V/m)}$$

Net:

This is the net field strength measurement (as shown above).

Margin:

This is the margin of compliance below the FCC limit. The units are given in dB. A negative margin indicates the emission was below the limit. A positive margin indicates that the emission exceeds the limit.

Field strength limit:

This is the FCC Class B radiated emission limit (in units of dBµV/m). The FCC limits are given in units of µV/m. The following formula is used to convert the units of µV/m to dBµV/m:

$$\text{Field strength limit (dB}\mu\text{V/m)} = 20 \cdot \log (\mu\text{V/m})$$

Example only for radiated field strength:

Reading + AF	=	Net Reading	:	Net reading	-	Field strength limit	=	Margin
+21.5 dBµV		+ 26 dB/m	:	47.5 dBµV/m		- 57.0 dBµV/m		= -9.5

2 Result Summary

FCC 47 CFR Part 15C, ISED RSS-247				
Product Standard Reference	Requirement	Reference Method	Result	Remarks
ISED RSS-Gen, Issue 5 A2 (section 6.7)	Occupied Bandwidth	ANSI C63.10-2013	N/R	Informational only
FCC § 15.247(a)(2) ISED RSS-247, Issue 2 (section 5.2)	6 dB Bandwidth	ANSI C63.10-2013	PASS	
FCC § 15.247(b) ISED RSS-247, Issue 2 (section 5.4)	Maximum peak conducted power	ANSI C63.10-2013	PASS	
FCC § 15.247(e) ISED RSS-247, Issue 2 (section 5.2)	Power spectral density	ANSI C63.10-2013	PASS	
FCC § 15.207 ISED RSS-247, Issue 2 (section 3.1)	AC power line conducted emissions	ANSI C63.10-2013	PASS	
FCC § 15.247(d) ISED RSS-247, Issue 2 (section 5.5)	Band edge compliance	ANSI C63.10-2013	PASS	
FCC § 15.247(d) ISED RSS-247, Issue 2 (section 5.5)	Conducted spurious emissions	ANSI C63.10-2013	PASS	
FCC § 15.247(d) FCC § 15.209 ISED RSS-Gen, Issue 5 A2 (section 6.13)	Transmitter radiated spurious emissions	ANSI C63.10-2013	PASS	
ISED RSS-247, Issue 2 (section 3.1)	Receiver radiated spurious emissions	ANSI C63.4-2014	PASS	
Comment: The Decision Rule is applied on the basis of ETSI TR 102 273 and ETSI TR 100 028. These standards provide guidance on how to calculate and apply measurement uncertainty whilst providing maximum uncertainties allowance. In all cases due consideration will be given to ILAC-G8:09/2019. Where a result is considered conditional in respect of its proximity to the limit line, the customer would be made aware of situation so that they can make an informed decision on how to proceed.				

Possible Test Case Verdicts	
PASS	Test object does meet the requirements
FAIL	Test object does not meet the requirements
N/T	Required by standard but not tested
N/R	Not required by standard for the test object

3 Test Conditions and Results

3.1 Test Conditions and Results - Occupied bandwidth


3.1.1 Information

Test Information	
Reference	ISED RSS-Gen, Issue 5 A2 (section 6.7)
Measurement Method	ANSI C63.10 6.9.3
Measurement Uncertainty	$\pm 1.26 \%$
Test Sample ID	43211
Operator	Radwan Jaafar
Date	2023-04-12

3.1.2 Limits

Limits
None (Informational only)

3.1.3 Setup



3.1.4 Equipment

Test Equipment					
Description	Manufacturer	Model	Identifier	Cal. Date	Cal. Due
Spectrum Analyser	R&S	FSU 26	EF01003	2022-07	2023-07
Cable (CAABB)	Gigalane	GIGALANE 1730	EF00779	2023-03	2024-03

3.1.5 Procedure

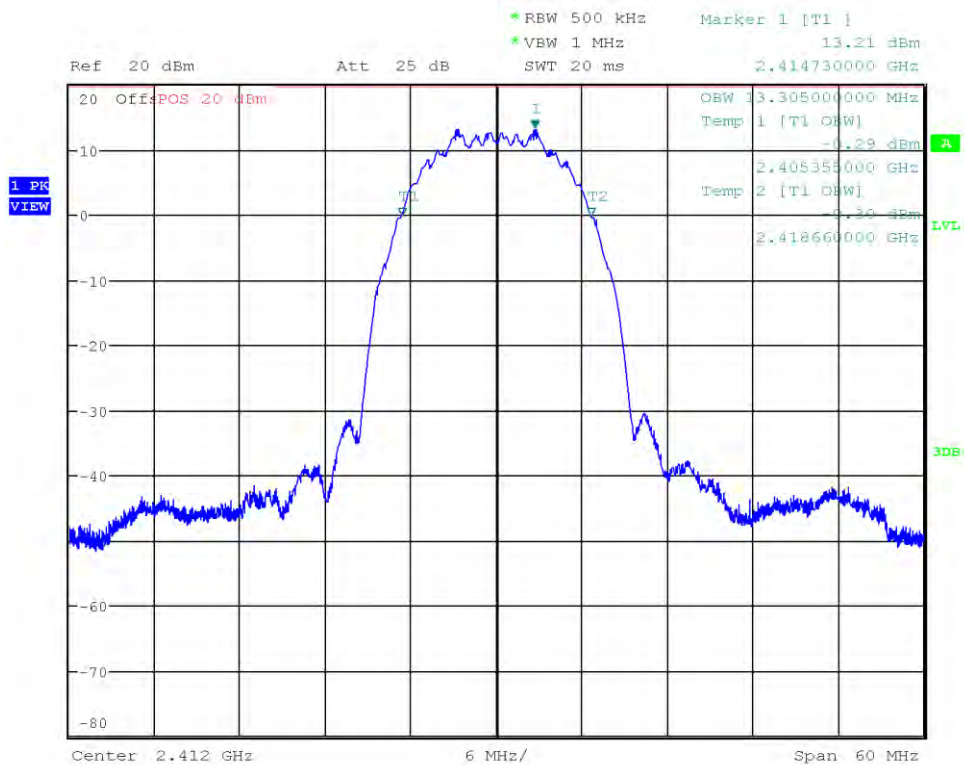
Test Procedure
<ol style="list-style-type: none"> 1. EUT transmitter is activated in test mode under normal conditions 2. The spectrum analyzer is set to peak detection and maximum hold with a span twice the emission spectrum 3. The resolution bandwidth is set to the range of 1 % to 5 % of the occupied bandwidth 4. The occupied bandwidth is measured with the build-in analyzer function

3.1.6 Results

Test Results		
Mode	Frequency [MHz]	Bandwidth [MHz]
DSSS	2412	13.305
DSSS	2422	13.305
DSSS	2437	13.320
OFDM	2412	17.175
OFDM	2422	17.145
OFDM	2437	17.160
HT20	2412	18.045
HT20	2422	18.015
HT20	2437	18.030
HT40	2422	36.120
HT40	2437	36.180
HT40	2452	36.150

Occupied Bandwidth

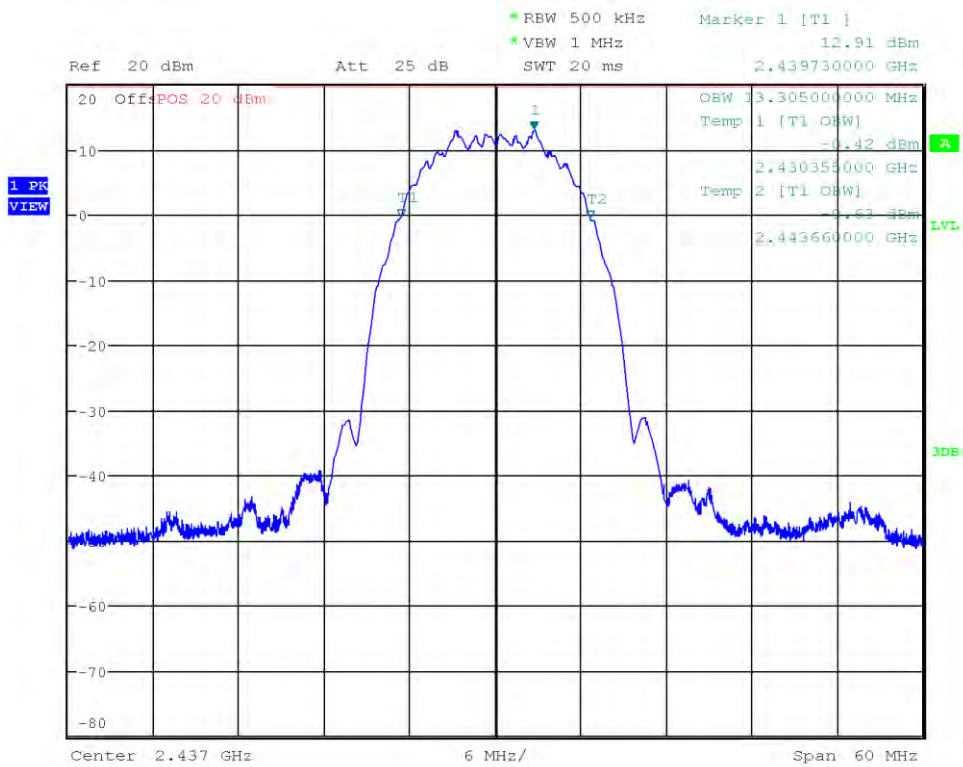
Project Number: G0M-2302-1881
 Applicant: u-blox AG
 Model Description: Host-based multiradio module
 Model: MAYA-W276-00B
 Test Sample ID: 43211
 Reference Method: ANSI C63.10:2013, Section 6.9.3
 Operational Mode: IEEE 802.11 b, Channel: 1, 2412
 Operating Conditions: Tnom/Vnom
 Operator: Radwan Jaafar
 Test Site: Eurofins Product Service GmbH
 Test Date: 2023-04-12
 Note: Data rate = 5.5 Mbps (worst case)
 Occupied Bandwidth [MHz]: 13.305



Date: 12.APR.2023 11:08:54

Occupied Bandwidth

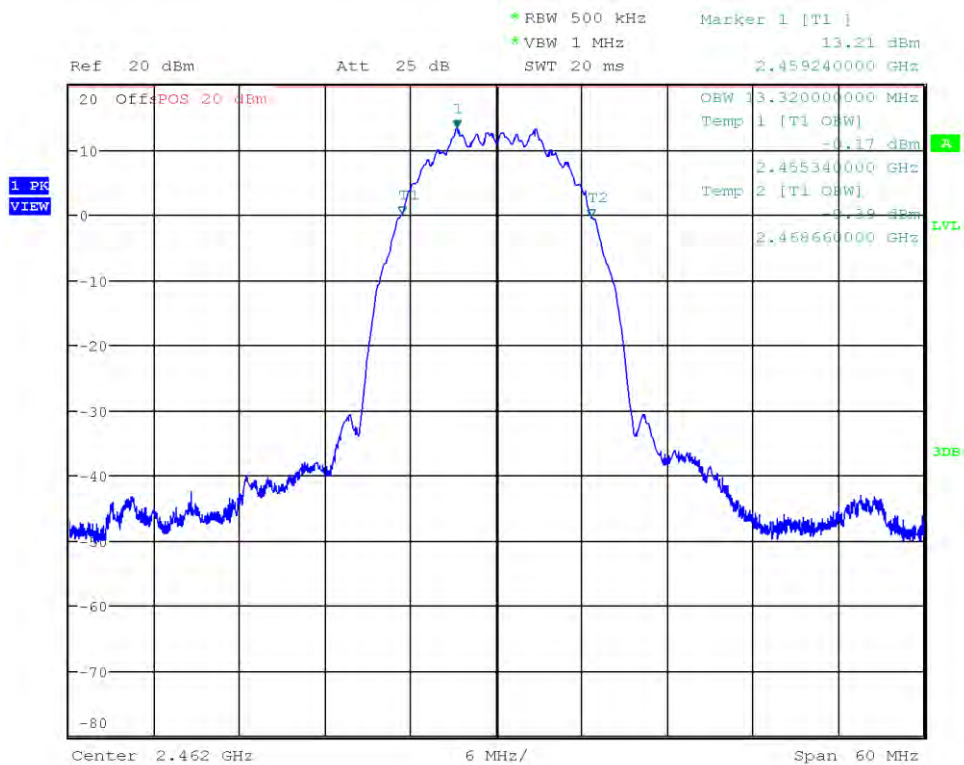
Project Number: G0M-2302-1881
 Applicant: u-blox AG
 Model Description: Host-based multiradio module
 Model: MAYA-W276-00B
 Test Sample ID: 43211
 Reference Method: ANSI C63.10:2013, Section 6.9.3
 Operational Mode: IEEE 802.11 b, Channel: 6, 2437
 Operating Conditions: Tnom/Vnom
 Operator: Radwan Jaafar
 Test Site: Eurofins Product Service GmbH
 Test Date: 2023-04-12
 Note: Data rate = 5.5 Mbps (worst case)
 Occupied Bandwidth [MHz]: 13.305



Date: 12.APR.2023 11:21:40

Occupied Bandwidth

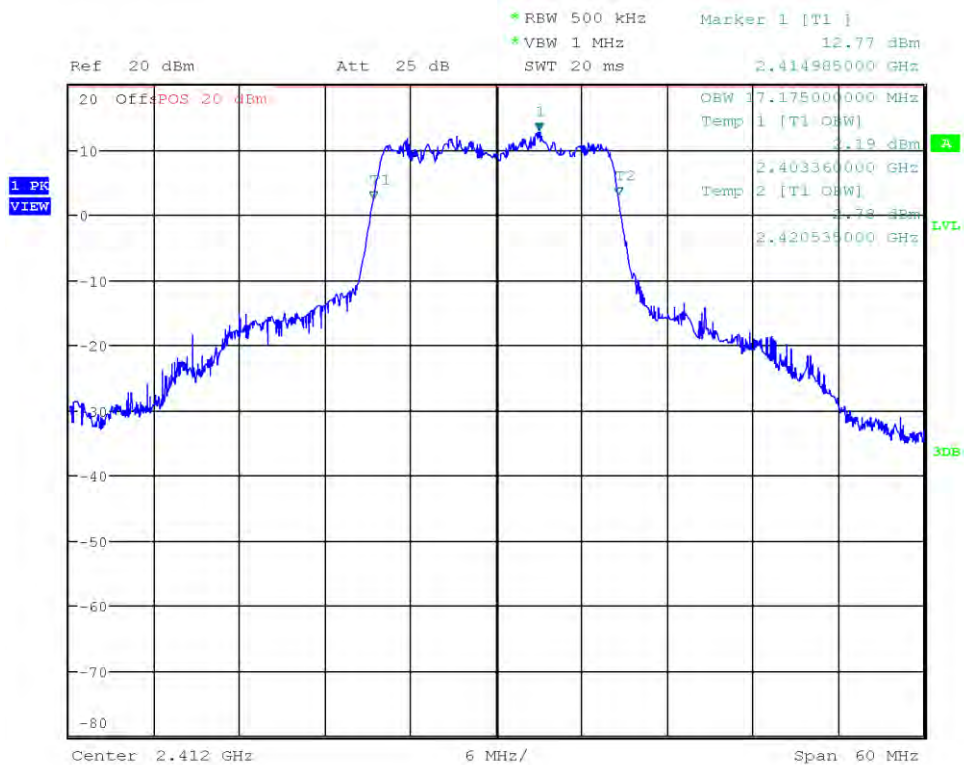
Project Number: G0M-2302-1881
 Applicant: u-blox AG
 Model Description: Host-based multiradio module
 Model: MAYA-W276-00B
 Test Sample ID: 43211
 Reference Method: ANSI C63.10:2013, Section 6.9.3
 Operational Mode: IEEE 802.11 b, Channel: 11, 2462
 Operating Conditions: Tnom/Vnom
 Operator: Radwan Jaafar
 Test Site: Eurofins Product Service GmbH
 Test Date: 2023-04-12
 Note: Data rate = 5.5 Mbps (worst case)
 Occupied Bandwidth [MHz]: 13.320



Date: 12.APR.2023 11:25:30

Occupied Bandwidth

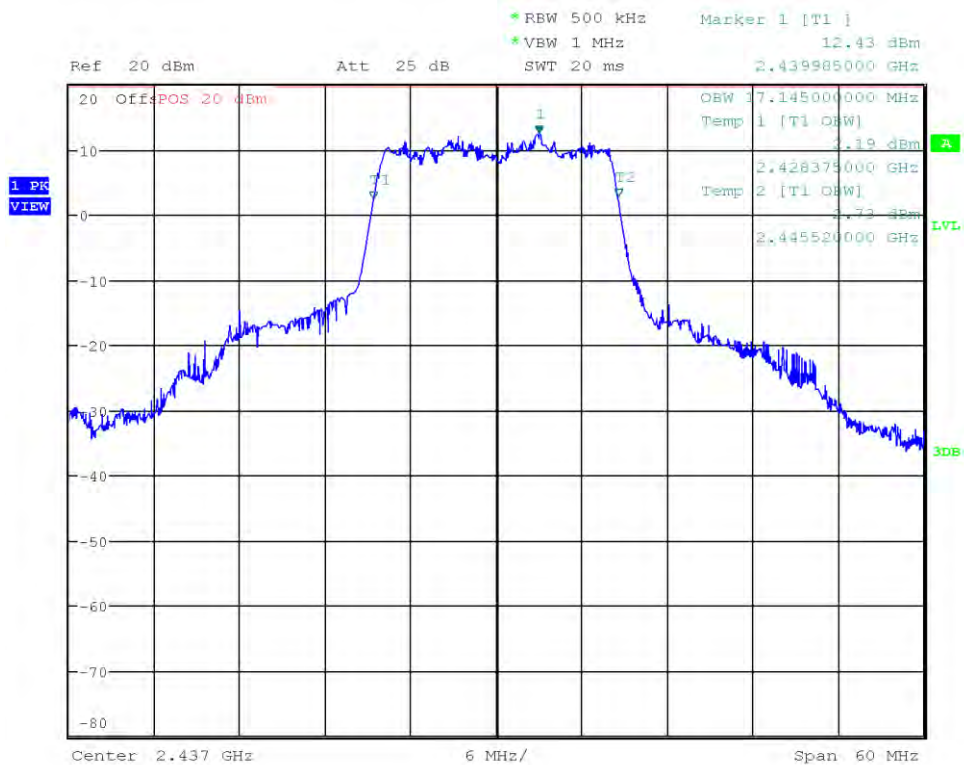
Project Number: G0M-2302-1881
 Applicant: u-blox AG
 Model Description: Host-based multiradio module
 Model: MAYA-W276-00B
 Test Sample ID: 43211
 Reference Method: ANSI C63.10:2013, Section 6.9.3
 Operational Mode: IEEE 802.11 g, Channel: 1, 2412
 Operating Conditions: Tnom/Vnom
 Operator: Radwan Jaafar
 Test Site: Eurofins Product Service GmbH
 Test Date: 2023-04-12
 Note: Data rate = 48 Mbps (worst case)
 Occupied Bandwidth [MHz]: 17.175



Date: 12.APR.2023 11:29:00

Occupied Bandwidth

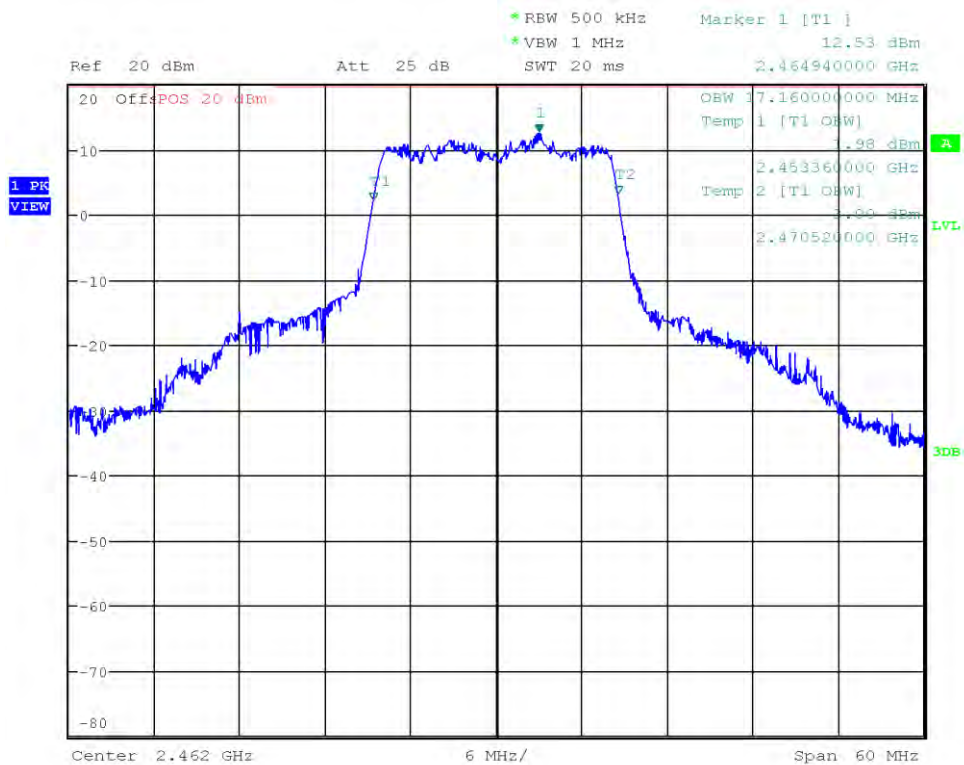
Project Number: G0M-2302-1881
 Applicant: u-blox AG
 Model Description: Host-based multiradio module
 Model: MAYA-W276-00B
 Test Sample ID: 43211
 Reference Method: ANSI C63.10:2013, Section 6.9.3
 Operational Mode: IEEE 802.11 g, Channel: 6, 2437
 Operating Conditions: Tnom/Vnom
 Operator: Radwan Jaafar
 Test Site: Eurofins Product Service GmbH
 Test Date: 2023-04-12
 Note: Data rate = 48 Mbps (worst case)
 Occupied Bandwidth [MHz]: 17.145



Date: 12.APR.2023 11:39:47

Occupied Bandwidth

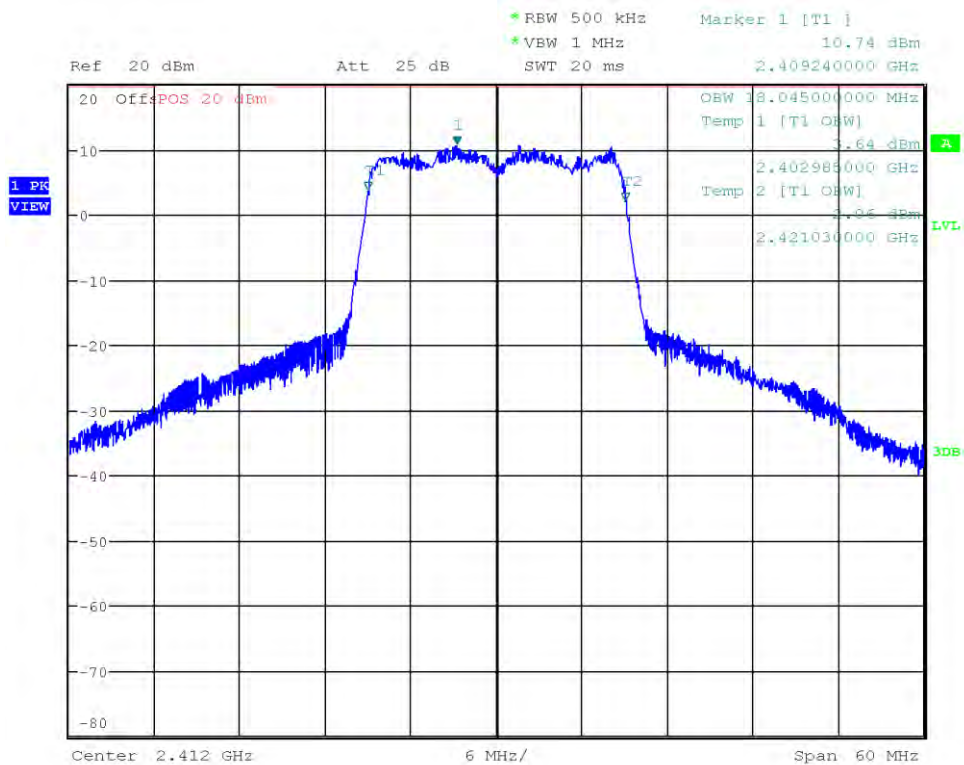
Project Number: G0M-2302-1881
 Applicant: u-blox AG
 Model Description: Host-based multiradio module
 Model: MAYA-W276-00B
 Test Sample ID: 43211
 Reference Method: ANSI C63.10:2013, Section 6.9.3
 Operational Mode: IEEE 802.11 g, Channel: 11, 2462
 Operating Conditions: Tnom/Vnom
 Operator: Radwan Jaafar
 Test Site: Eurofins Product Service GmbH
 Test Date: 2023-04-12
 Note: Data rate = 48 Mbps (worst case)
 Occupied Bandwidth [MHz]: 17.160



Date: 12.APR.2023 11:41:31

Occupied Bandwidth

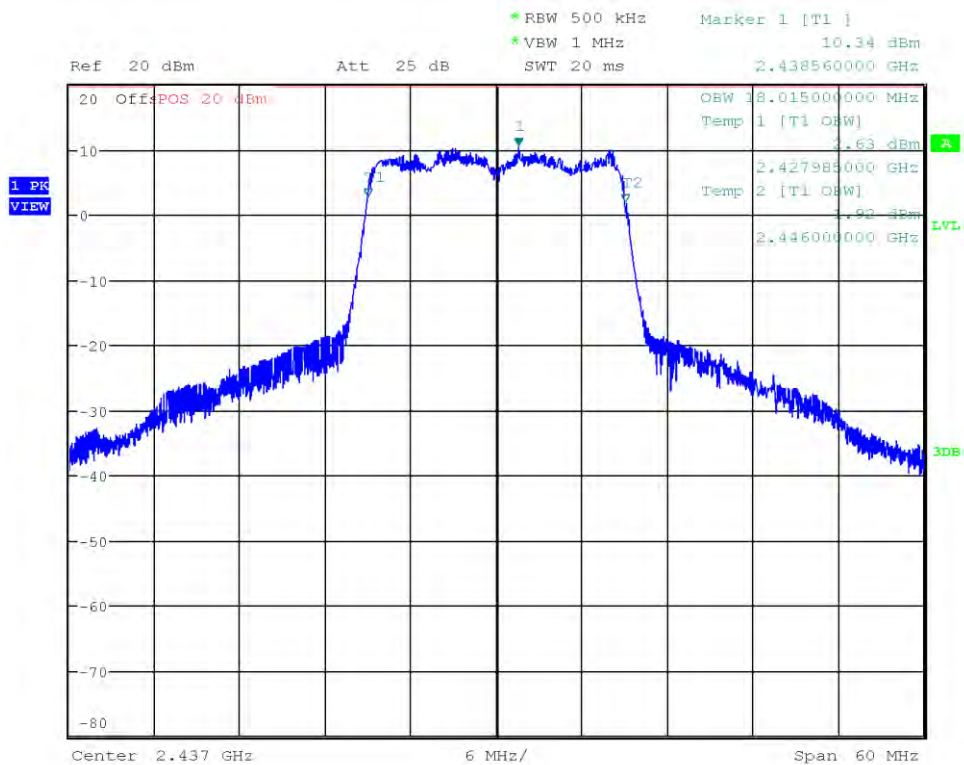
Project Number: G0M-2302-1881
 Applicant: u-blox AG
 Model Description: Host-based multiradio module
 Model: MAYA-W276-00B
 Test Sample ID: 43211
 Reference Method: ANSI C63.10:2013, Section 6.9.3
 Operational Mode: IEEE 802.11 n HT20, Channel: 1, 2412
 Operating Conditions: Tnom/Vnom
 Operator: Radwan Jaafar
 Test Site: Eurofins Product Service GmbH
 Test Date: 2023-04-12
 Note: Data rate = MCS 7 (worst case)
 Occupied Bandwidth [MHz]: 18.045



Date: 12.APR.2023 11:47:26

Occupied Bandwidth

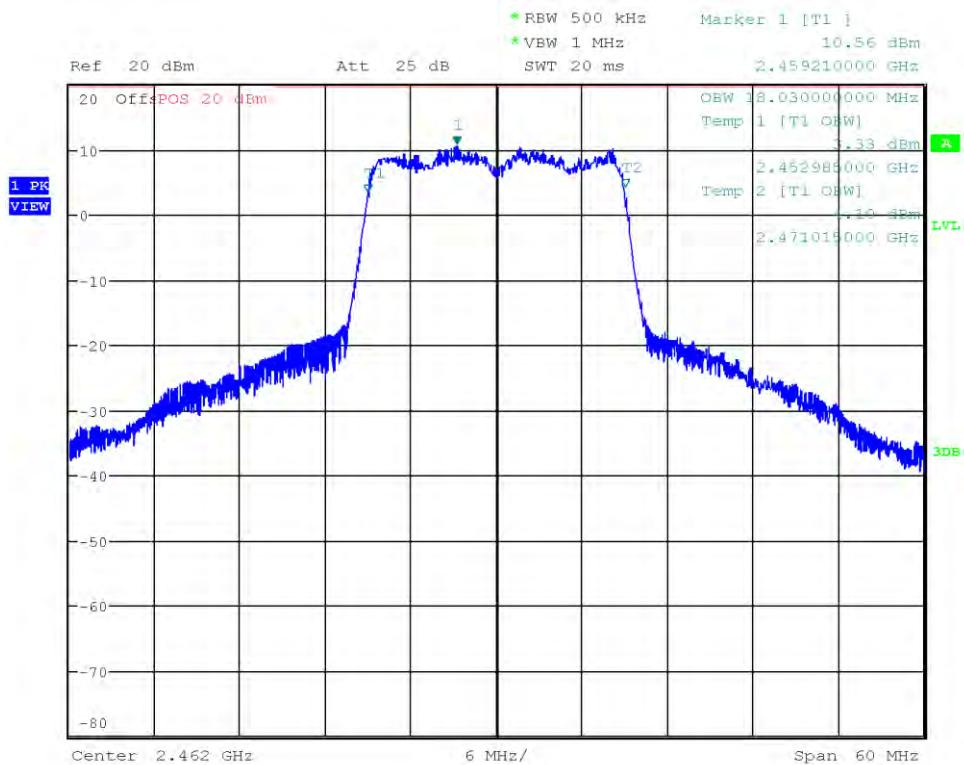
Project Number: G0M-2302-1881
 Applicant: u-blox AG
 Model Description: Host-based multiradio module
 Model: MAYA-W276-00B
 Test Sample ID: 43211
 Reference Method: ANSI C63.10:2013, Section 6.9.3
 Operational Mode: IEEE 802.11 n HT20, Channel: 6, 2437
 Operating Conditions: Tnom/Vnom
 Operator: Radwan Jaafar
 Test Site: Eurofins Product Service GmbH
 Test Date: 2023-04-12
 Note: Data rate = MCS 7 (worst case)
 Occupied Bandwidth [MHz]: 18.015



Date: 12.APR.2023 11:49:38

Occupied Bandwidth

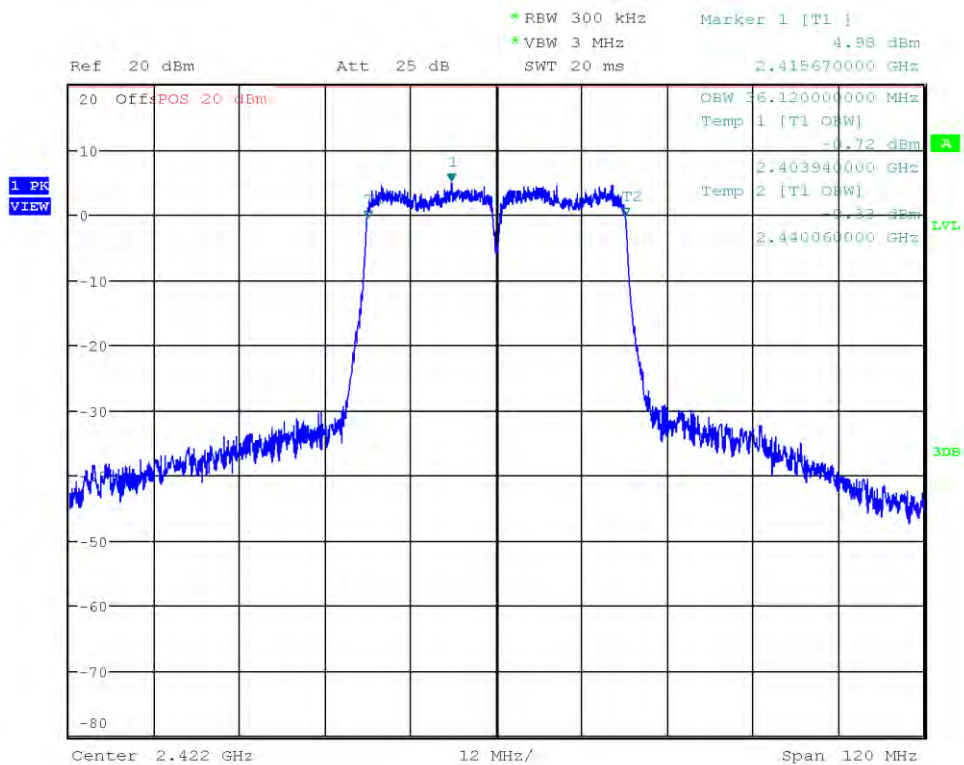
Project Number: G0M-2302-1881
 Applicant: u-blox AG
 Model Description: Host-based multiradio module
 Model: MAYA-W276-00B
 Test Sample ID: 43211
 Reference Method: ANSI C63.10:2013, Section 6.9.3
 Operational Mode: IEEE 802.11 n HT20, Channel: 11, 2462
 Operating Conditions: Tnom/Vnom
 Operator: Radwan Jaafar
 Test Site: Eurofins Product Service GmbH
 Test Date: 2023-04-12
 Note: Data rate = MCS 7 (worst case)
 Occupied Bandwidth [MHz]: 18.030



Date: 12.APR.2023 11:52:55

Occupied Bandwidth

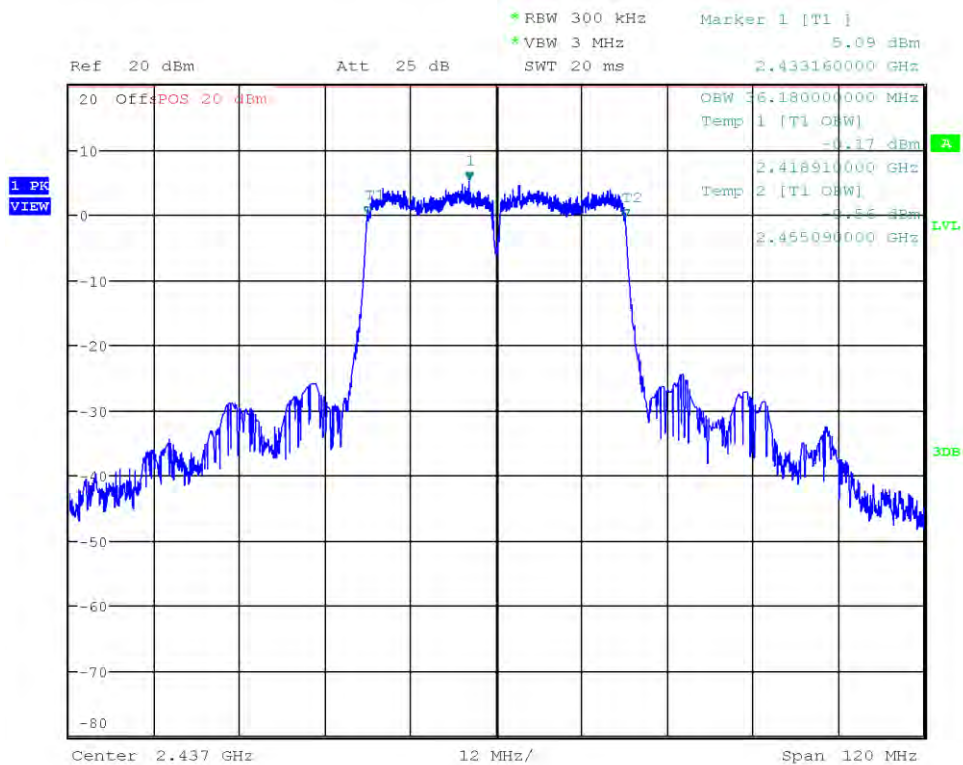
Project Number: G0M-2302-1881
 Applicant: u-blox AG
 Model Description: Host-based multiradio module
 Model: MAYA-W276-00B
 Test Sample ID: 43211
 Reference Method: ANSI C63.10:2013, Section 6.9.3
 Operational Mode: IEEE 802.11 n HT40, Channel: 3, 2422
 Operating Conditions: Tnom/Vnom
 Operator: Radwan Jaafar
 Test Site: Eurofins Product Service GmbH
 Test Date: 2023-04-12
 Note: Data rate = MCS 6 (worst case)
 Occupied Bandwidth [MHz]: 36.120



Date: 12.APR.2023 12:07:21

Occupied Bandwidth

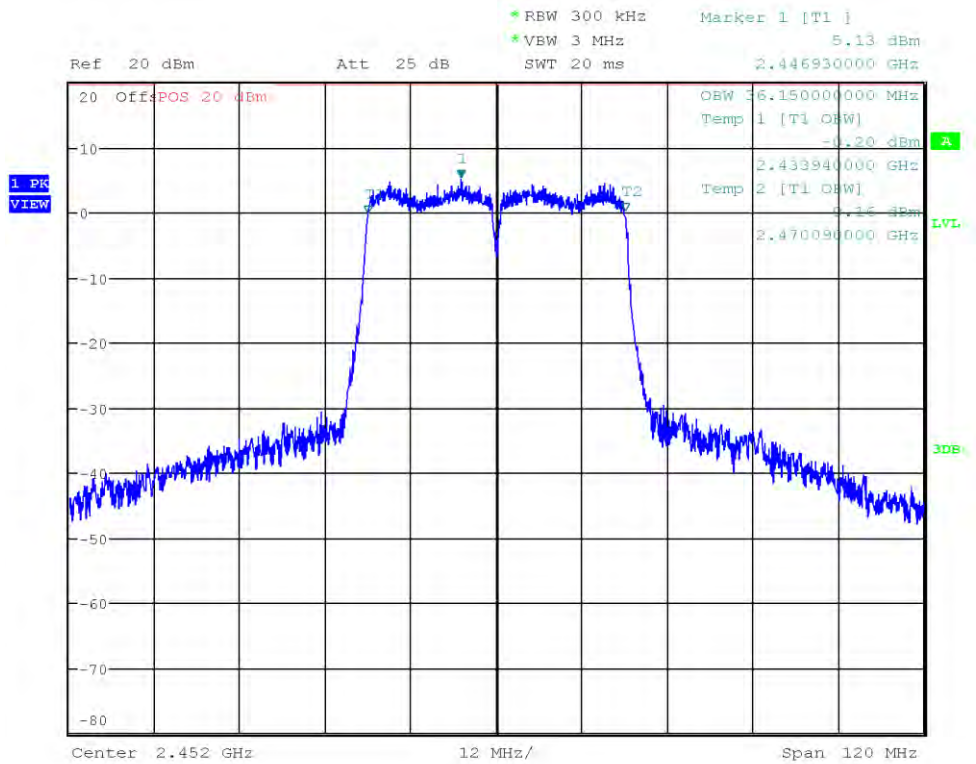
Project Number: G0M-2302-1881
 Applicant: u-blox AG
 Model Description: Host-based multiradio module
 Model: MAYA-W276-00B
 Test Sample ID: 43211
 Reference Method: ANSI C63.10:2013, Section 6.9.3
 Operational Mode: IEEE 802.11 n HT40, Channel: 6, 2437
 Operating Conditions: Tnom/Vnom
 Operator: Radwan Jaafar
 Test Site: Eurofins Product Service GmbH
 Test Date: 2023-04-12
 Note: Data rate = MCS 7 (worst case)
 Occupied Bandwidth [MHz]: 36.180



Date: 12.APR.2023 12:27:08

Occupied Bandwidth

Project Number: G0M-2302-1881
 Applicant: u-blox AG
 Model Description: Host-based multiradio module
 Model: MAYA-W276-00B
 Test Sample ID: 43211
 Reference Method: ANSI C63.10:2013, Section 6.9.3
 Operational Mode: IEEE 802.11 n HT40, Channel: 9, 2452
 Operating Conditions: Tnom/Vnom
 Operator: Radwan Jaafar
 Test Site: Eurofins Product Service GmbH
 Test Date: 2023-04-12
 Note: Data rate = MCS 6 (worst case)
 Occupied Bandwidth [MHz]: 36.150



Date: 12.APR.2023 12:29:12

3.2 Test Conditions and Results - 6 dB bandwidth


3.2.1 Information

Test Information	
Reference	FCC § 15.247(a)(2); ISED RSS-247, Issue 2 (section 5.2)
Measurement Method	ANSI C63.10 11.8
Measurement Uncertainty	± 1.26 %
Operator	Radwan Jaafar
Date	2023-04-12

3.2.2 Limits

Limits
≥ 500kHz

3.2.3 Setup



3.2.4 Equipment

Test Equipment					
Description	Manufacturer	Model	Identifier	Cal. Date	Cal. Due
Spectrum Analyser	R&S	FSU 26	EF01003	2022-07	2023-07
Cable (CAABB)	Gigalane	GIGALANE 1730	EF00779	2023-03	2024-03

3.2.5 Procedure

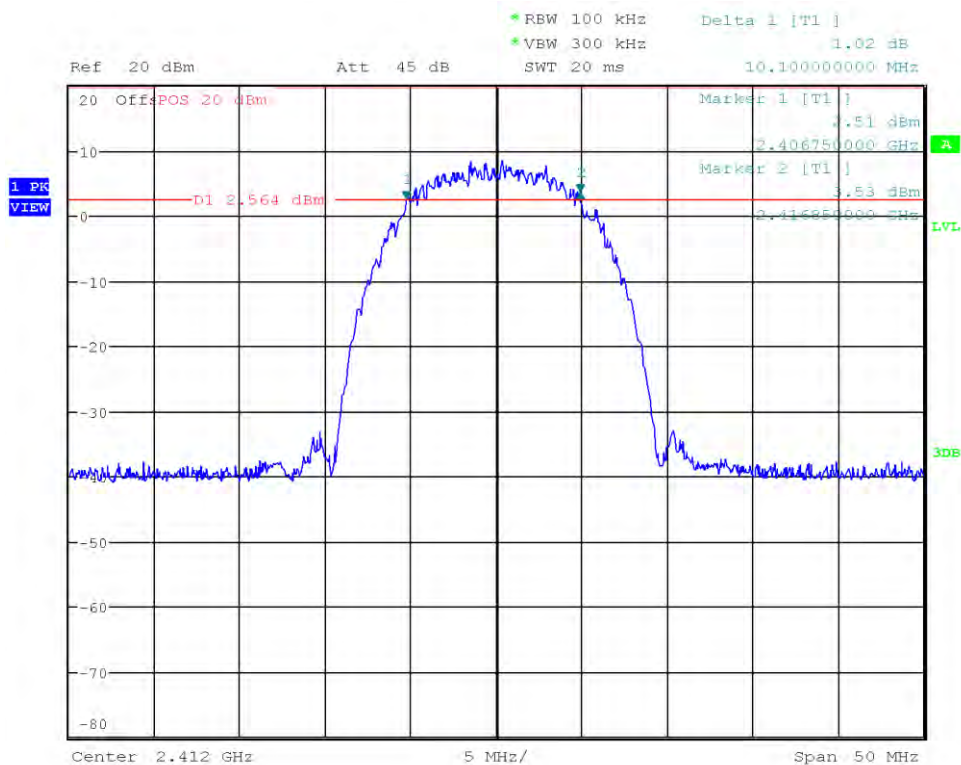
Test Procedure
<ol style="list-style-type: none"> 1. EUT set to test mode 2. Span set to at least twice the emission spectrum 3. Detector set to peak and max hold and RBW is set to 100 kHz 4. Envelope peak value of emission spectrum is selected 5. Marker on envelope of spectrum is set to level of -6 dB to the left of the peak 6. Marker on envelope of spectrum is set to level of -6 dB to the right of the peak 7. 6 dB Bandwidth is determined by marker frequency separation

3.2.6 Results

Test Results				
Mode	Frequency [MHz]	Bandwidth Port 1 [kHz]	Limit [kHz]	Verdict
DSSS	2412	10100	500	PASS
DSSS	2437	10100	500	PASS
DSSS	2462	10100	500	PASS
OFDM	2412	16550	500	PASS
OFDM	2437	16500	500	PASS
OFDM	2462	16500	500	PASS
HT20	2412	17750	500	PASS
HT20	2437	17700	500	PASS
HT20	2462	17700	500	PASS
HT40	2422	36500	500	PASS
HT40	2437	36400	500	PASS
HT40	2452	36600	500	PASS

DTS (6 dB) Bandwidth

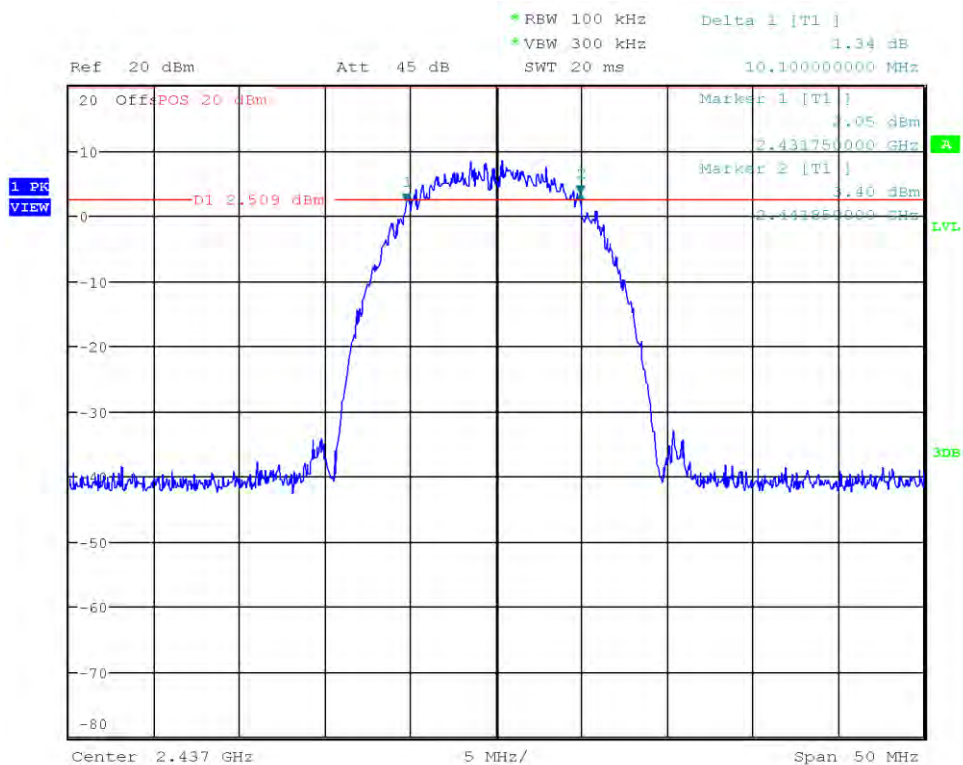
Project Number: G0M-2302-1881
 Applicant: u-blox AG
 Model Description: Host-based multiradio module
 Model: MAYA-W276-00B
 Test Sample ID: 43211
 Reference Standards: FCC 15.247, RSS-247
 Reference Method: ANSI C63.10:2013, Section 11.8.1 Option 1
 Operational Mode: IEEE 802.11 b, Channel: 1, 2412 MHz
 Operating Conditions: Tnom/Vnom
 Operator: Radwan Jaafar
 Test Site: Eurofins Product Service GmbH
 Test Date: 2023-04-12
 Note: Data rate = 5.5 Mbps (worst case)
 Lower Frequency [MHz]: 2406.750
 Upper Frequency [MHz]: 2416.850
 6 dB Bandwidth [kHz]: 10100



Date: 12.APR.2023 13:02:39

DTS (6 dB) Bandwidth

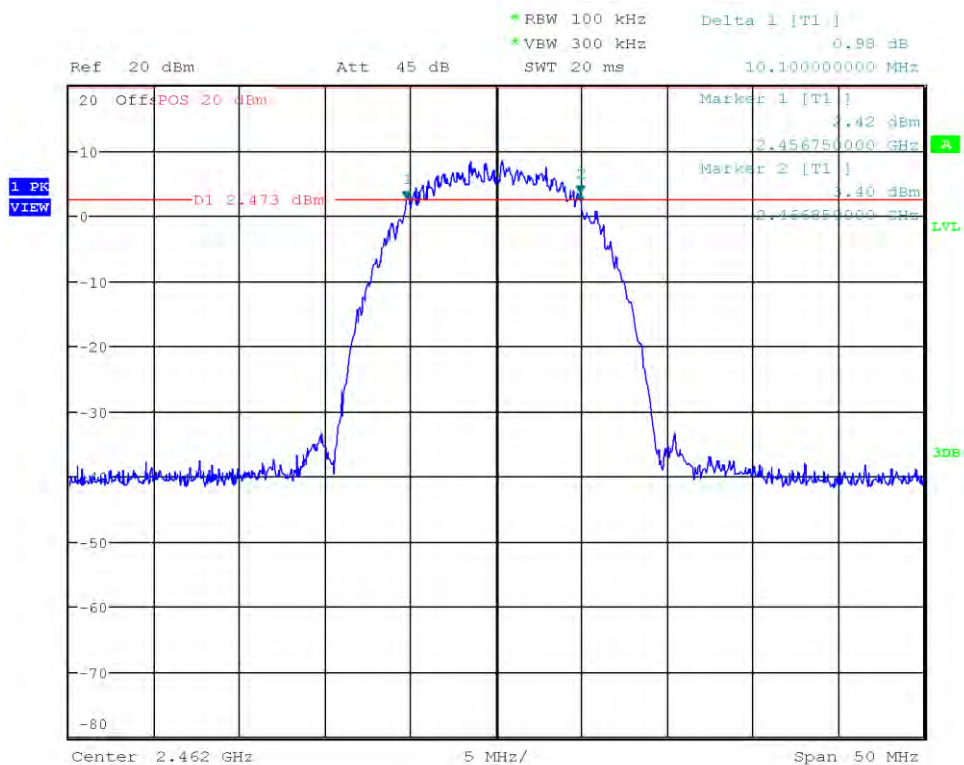
Project Number: G0M-2302-1881
 Applicant: u-blox AG
 Model Description: Host-based multiradio module
 Model: MAYA-W276-00B
 Test Sample ID: 43211
 Reference Standards: FCC 15.247, RSS-247
 Reference Method: ANSI C63.10:2013, Section 11.8.1 Option 1
 Operational Mode: IEEE 802.11 b, Channel: 6, 2437 MHz
 Operating Conditions: Tnom/Vnom
 Operator: Radwan Jaafar
 Test Site: Eurofins Product Service GmbH
 Test Date: 2023-04-12
 Note: Data rate = 5.5 Mbps (worst case)
 Lower Frequency [MHz]: 2431.750
 Upper Frequency [MHz]: 2441.850
 6 dB Bandwidth [kHz]: 10100



Date: 12.APR.2023 13:04:10

DTS (6 dB) Bandwidth

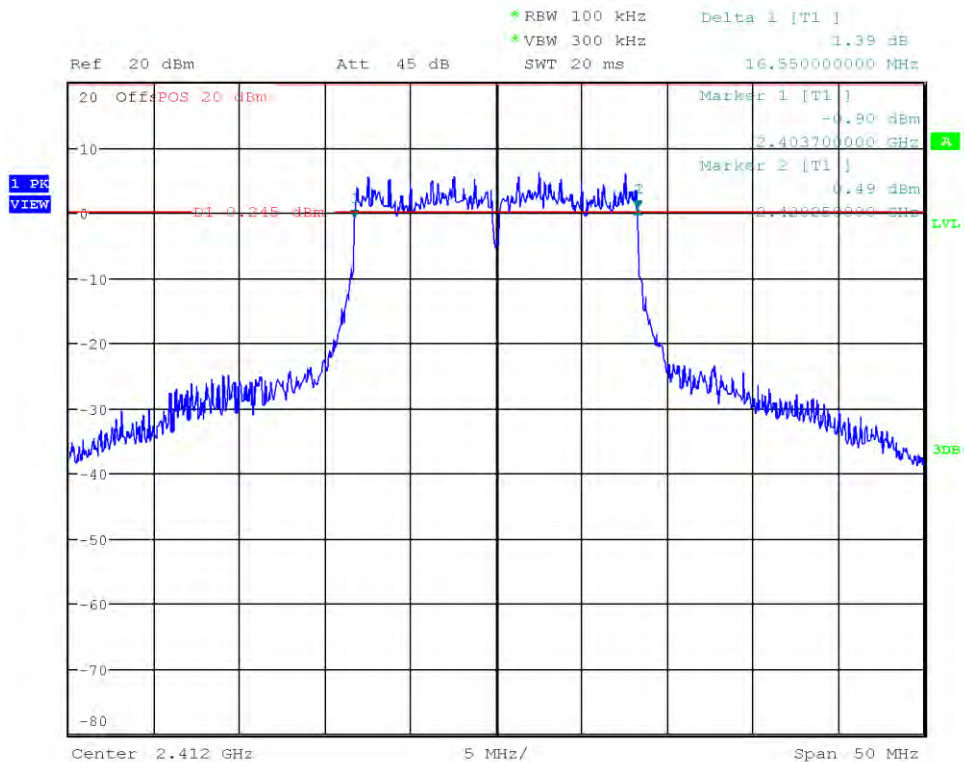
Project Number: G0M-2302-1881
 Applicant: u-blox AG
 Model Description: Host-based multiradio module
 Model: MAYA-W276-00B
 Test Sample ID: 43211
 Reference Standards: FCC 15.247, RSS-247
 Reference Method: ANSI C63.10:2013, Section 11.8.1 Option 1
 Operational Mode: IEEE 802.11 b, Channel: 11, 2462 MHz
 Operating Conditions: Tnom/Vnom
 Operator: Radwan Jaafar
 Test Site: Eurofins Product Service GmbH
 Test Date: 2023-04-12
 Note: Data rate = 5.5 Mbps (worst case)
 Lower Frequency [MHz]: 2456.750
 Upper Frequency [MHz]: 2466.850
 6 dB Bandwidth [kHz]: 10100



Date: 12.APR.2023 13:05:39

DTS (6 dB) Bandwidth

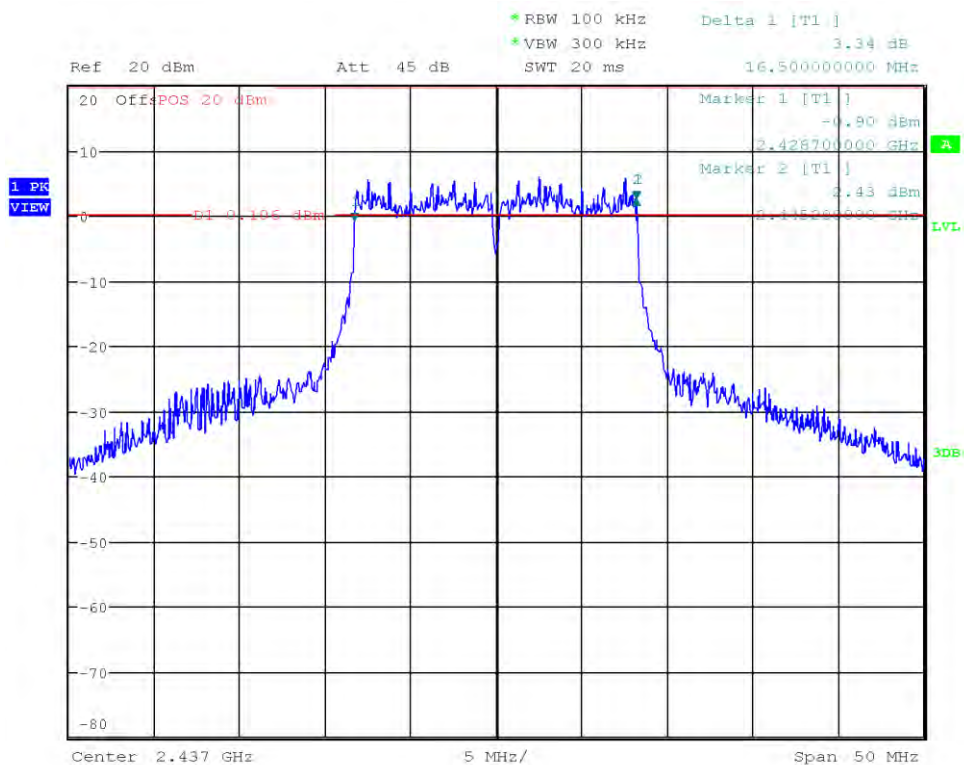
Project Number: G0M-2302-1881
 Applicant: u-blox AG
 Model Description: Host-based multiradio module
 Model: MAYA-W276-00B
 Test Sample ID: 43211
 Reference Standards: FCC 15.247, RSS-247
 Reference Method: ANSI C63.10:2013, Section 11.8.1 Option 1
 Operational Mode: IEEE 802.11 g, Channel: 1, 2412 MHz
 Operating Conditions: Tnom/Vnom
 Operator: Radwan Jaafar
 Test Site: Eurofins Product Service GmbH
 Test Date: 2023-04-12
 Note: Data rate = 48 Mbps (worst case)
 Lower Frequency [MHz]: 2403.700
 Upper Frequency [MHz]: 2420.250
 6 dB Bandwidth [kHz]: 16550



Date: 12.APR.2023 13:07:44

DTS (6 dB) Bandwidth

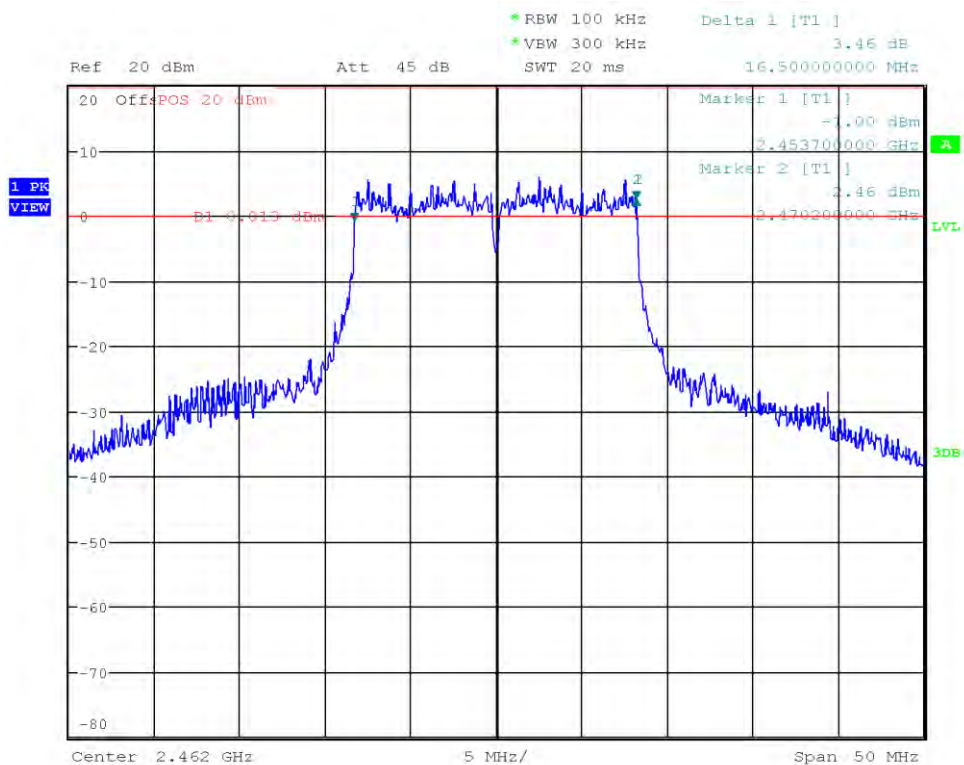
Project Number: G0M-2302-1881
 Applicant: u-blox AG
 Model Description: Host-based multiradio module
 Model: MAYA-W276-00B
 Test Sample ID: 43211
 Reference Standards: FCC 15.247, RSS-247
 Reference Method: ANSI C63.10:2013, Section 11.8.1 Option 1
 Operational Mode: IEEE 802.11 g, Channel: 6, 2437 MHz
 Operating Conditions: Tnom/Vnom
 Operator: Radwan Jaafar
 Test Site: Eurofins Product Service GmbH
 Test Date: 2023-04-12
 Note: Data rate = 48 Mbps (worst case)
 Lower Frequency [MHz]: 2428.700
 Upper Frequency [MHz]: 2445.200
 6 dB Bandwidth [kHz]: 16500



Date: 12.APR.2023 13:10:02

DTS (6 dB) Bandwidth

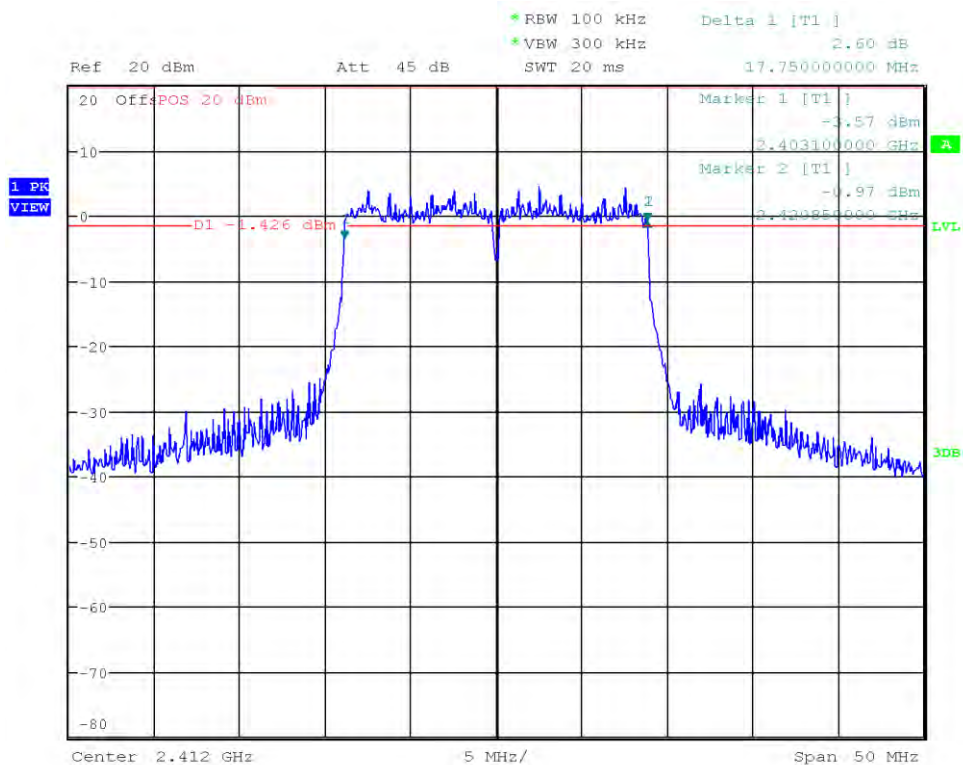
Project Number: G0M-2302-1881
 Applicant: u-blox AG
 Model Description: Host-based multiradio module
 Model: MAYA-W276-00B
 Test Sample ID: 43211
 Reference Standards: FCC 15.247, RSS-247
 Reference Method: ANSI C63.10:2013, Section 11.8.1 Option 1
 Operational Mode: IEEE 802.11 g, Channel: 11, 2462 MHz
 Operating Conditions: Tnom/Vnom
 Operator: Radwan Jaafar
 Test Site: Eurofins Product Service GmbH
 Test Date: 2023-04-12
 Note: Data rate = 48 Mbps (worst case)
 Lower Frequency [MHz]: 2453.700
 Upper Frequency [MHz]: 2470.200
 6 dB Bandwidth [kHz]: 16500



Date: 12.APR.2023 13:12:20

DTS (6 dB) Bandwidth

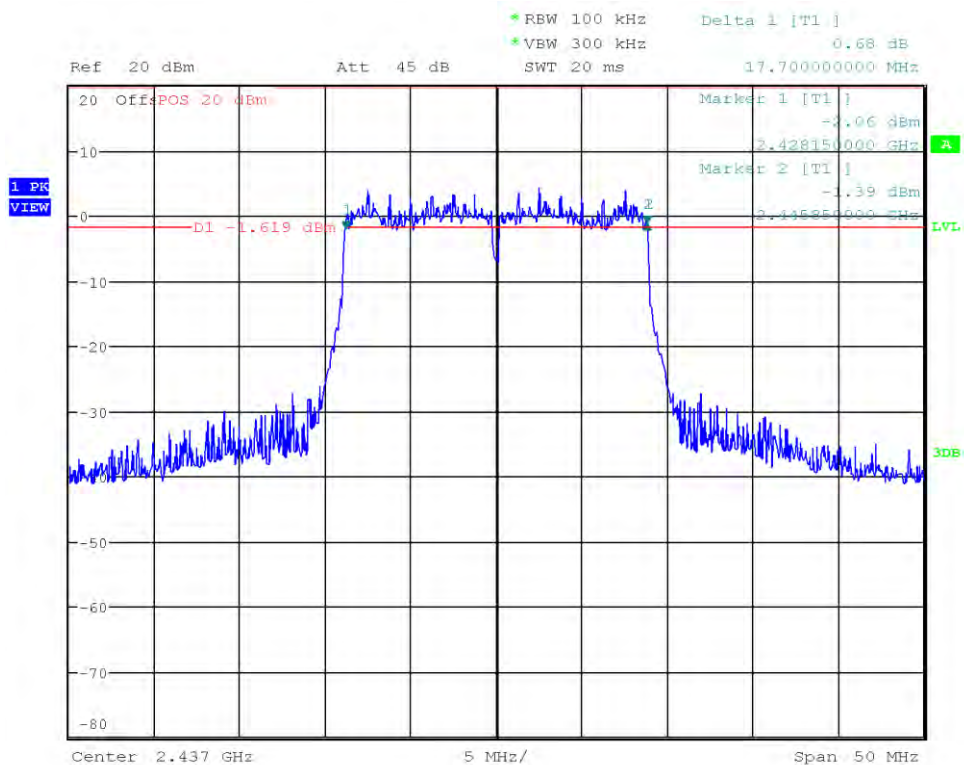
Project Number: G0M-2302-1881
 Applicant: u-blox AG
 Model Description: Host-based multiradio module
 Model: MAYA-W276-00B
 Test Sample ID: 43211
 Reference Standards: FCC 15.247, RSS-247
 Reference Method: ANSI C63.10:2013, Section 11.8.1 Option 1
 Operational Mode: IEEE 802.11 n HT20, Channel: 1, 2412 MHz
 Operating Conditions: Tnom/Vnom
 Operator: Radwan Jaafar
 Test Site: Eurofins Product Service GmbH
 Test Date: 2023-04-12
 Note: Data rate = MCS 7 (worst case)
 Lower Frequency [MHz]: 2403.100
 Upper Frequency [MHz]: 2420.850
 6 dB Bandwidth [kHz]: 17750



Date: 12.APR.2023 13:15:21

DTS (6 dB) Bandwidth

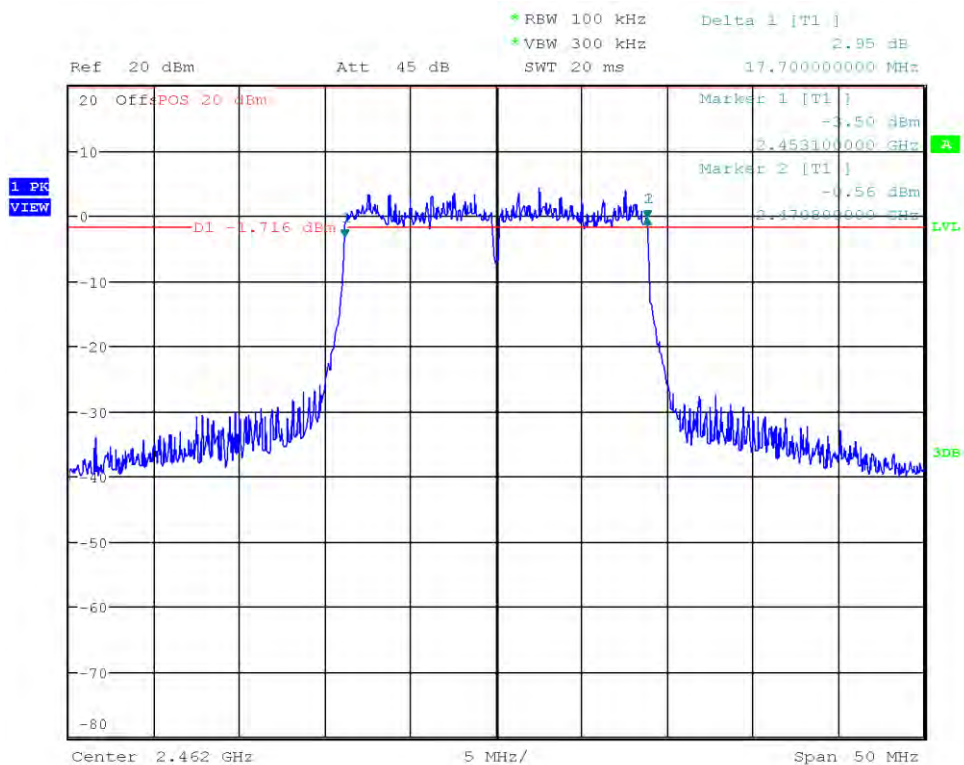
Project Number: G0M-2302-1881
 Applicant: u-blox AG
 Model Description: Host-based multiradio module
 Model: MAYA-W276-00B
 Test Sample ID: 43211
 Reference Standards: FCC 15.247, RSS-247
 Reference Method: ANSI C63.10:2013, Section 11.8.1 Option 1
 Operational Mode: IEEE 802.11 n HT20, Channel: 6, 2437 MHz
 Operating Conditions: Tnom/Vnom
 Operator: Radwan Jaafar
 Test Site: Eurofins Product Service GmbH
 Test Date: 2023-04-12
 Note: Data rate = MCS 7 (worst case)
 Lower Frequency [MHz]: 2428.150
 Upper Frequency [MHz]: 2445.850
 6 dB Bandwidth [kHz]: 17700



Date: 12.APR.2023 13:17:04

DTS (6 dB) Bandwidth

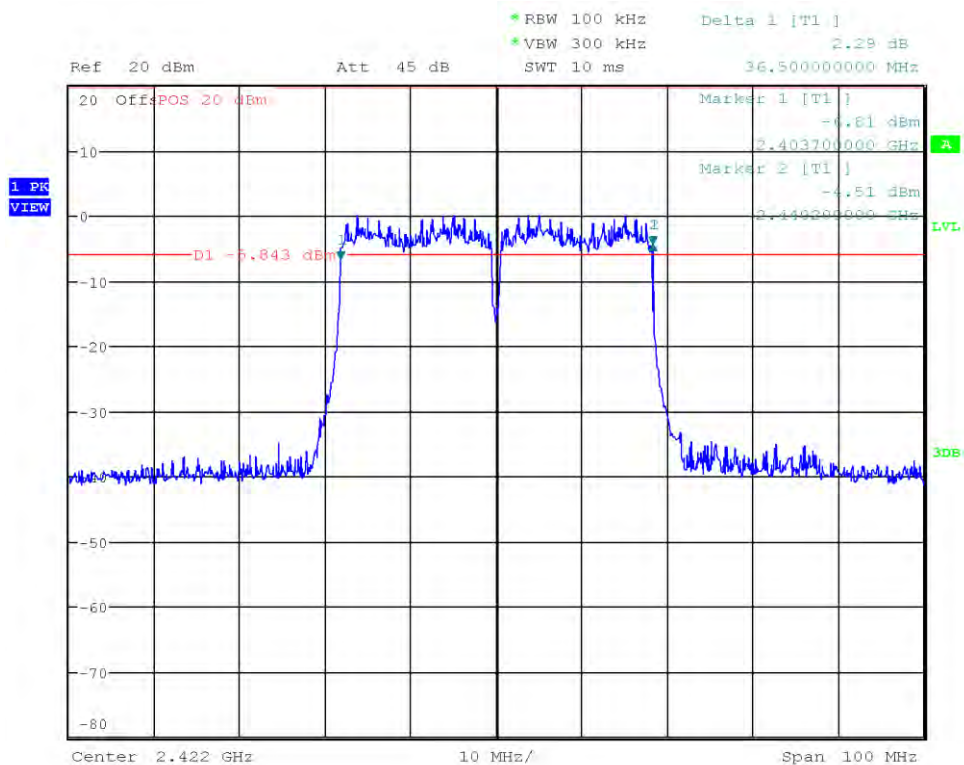
Project Number: G0M-2302-1881
 Applicant: u-blox AG
 Model Description: Host-based multiradio module
 Model: MAYA-W276-00B
 Test Sample ID: 43211
 Reference Standards: FCC 15.247, RSS-247
 Reference Method: ANSI C63.10:2013, Section 11.8.1 Option 1
 Operational Mode: IEEE 802.11 n HT20, Channel: 11, 2462 MHz
 Operating Conditions: Tnom/Vnom
 Operator: Radwan Jaafar
 Test Site: Eurofins Product Service GmbH
 Test Date: 2023-04-12
 Note: Data rate = MCS 7 (worst case)
 Lower Frequency [MHz]: 2453.100
 Upper Frequency [MHz]: 2470.800
 6 dB Bandwidth [kHz]: 17700



Date: 12.APR.2023 13:19:01

DTS (6 dB) Bandwidth

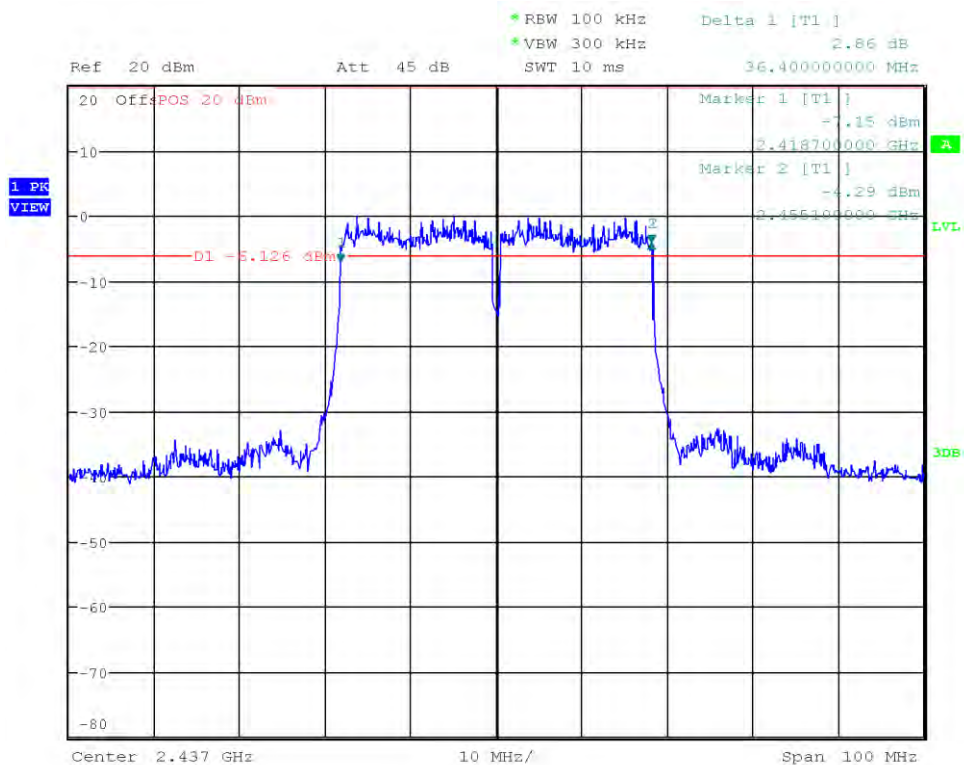
Project Number: G0M-2302-1881
 Applicant: u-blox AG
 Model Description: Host-based multiradio module
 Model: MAYA-W276-00B
 Test Sample ID: 43211
 Reference Standards: FCC 15.247, RSS-247
 Reference Method: ANSI C63.10:2013, Section 11.8.1 Option 1
 Operational Mode: IEEE 802.11 n HT40, Channel: 3, 2422 MHz
 Operating Conditions: Tnom/Vnom
 Operator: Radwan Jaafar
 Test Site: Eurofins Product Service GmbH
 Test Date: 2023-04-12
 Note: Data rate = MCS 6 (worst case)
 Lower Frequency [MHz]: 2403.700
 Upper Frequency [MHz]: 2440.200
 6 dB Bandwidth [kHz]: 36500



Date: 12.APR.2023 13:23:43

DTS (6 dB) Bandwidth

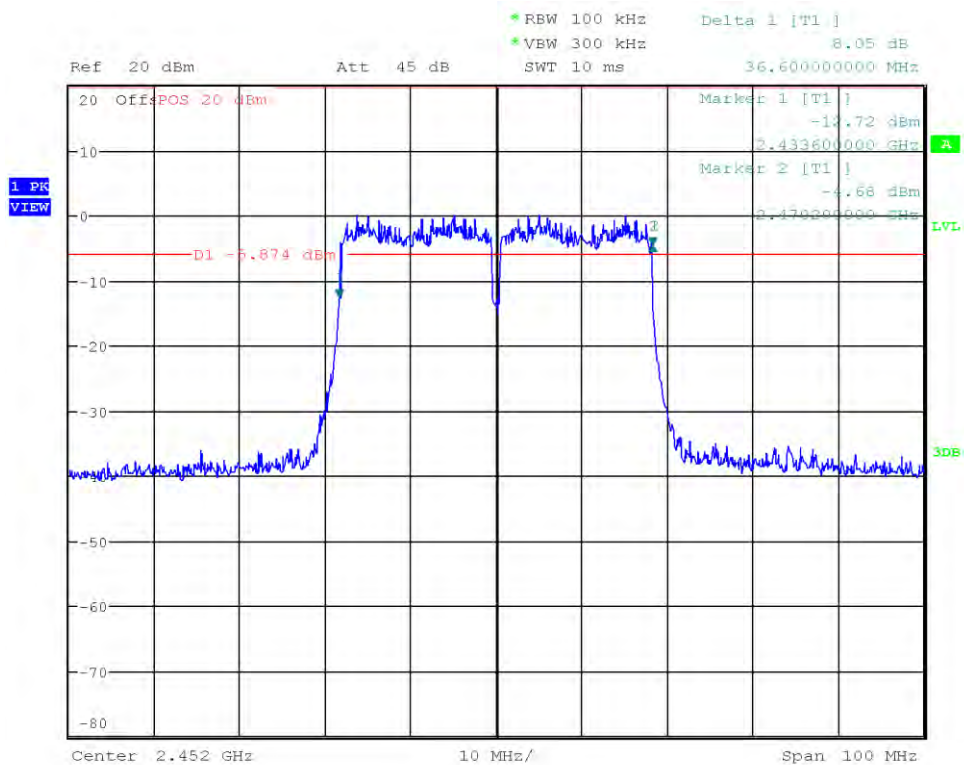
Project Number: G0M-2302-1881
 Applicant: u-blox AG
 Model Description: Host-based multiradio module
 Model: MAYA-W276-00B
 Test Sample ID: 43211
 Reference Standards: FCC 15.247, RSS-247
 Reference Method: ANSI C63.10:2013, Section 11.8.1 Option 1
 Operational Mode: IEEE 802.11 n HT40, Channel: 6, 2437 MHz
 Operating Conditions: Tnom/Vnom
 Operator: Radwan Jaafar
 Test Site: Eurofins Product Service GmbH
 Test Date: 2023-04-12
 Note: Data rate = MCS 7 (worst case)
 Lower Frequency [MHz]: 2418.700
 Upper Frequency [MHz]: 2455.100
 6 dB Bandwidth [kHz]: 36400



Date: 12.APR.2023 13:25:24

DTS (6 dB) Bandwidth

Project Number: G0M-2302-1881
 Applicant: u-blox AG
 Model Description: Host-based multiradio module
 Model: MAYA-W276-00B
 Test Sample ID: 43211
 Reference Standards: FCC 15.247, RSS-247
 Reference Method: ANSI C63.10:2013, Section 11.8.1 Option 1
 Operational Mode: IEEE 802.11 n HT40, Channel: 9, 2452 MHz
 Operating Conditions: Tnom/Vnom
 Operator: Radwan Jaafar
 Test Site: Eurofins Product Service GmbH
 Test Date: 2023-04-12
 Note: Data rate = MCS 6 (worst case)
 Lower Frequency [MHz]: 2433.600
 Upper Frequency [MHz]: 2470.200
 6 dB Bandwidth [kHz]: 36600



Date: 12.APR.2023 13:28:25

3.3 Test Conditions and Results - Maximum peak conducted output power

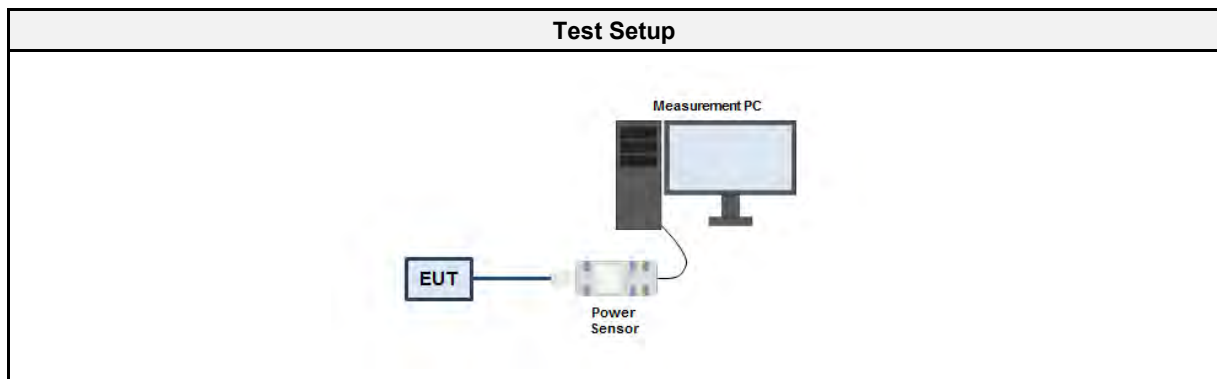
3.3.1 Information

Test Information	
Reference	FCC § 15.247(b); ISED RSS-247, Issue 2 (section 5.4)
Measurement Method	ANSI C63.10 11.9.1
Measurement Uncertainty	± 2.86 dB
Operator	Radwan Jaafar
Date	2023-04-12
Note	Power level according to section 1.8 Power setting. Worst cases were considered.

3.3.2 Limits

Limits
1 W (30 dBm)
FCC: The conducted output power limit specified above is based on the use of antennas with directional gains that do not exceed 6 dBi. If transmitting antennas of directional gain greater than 6 dBi are used, the conducted output power from the intentional radiator shall be reduced below the stated values in the table, as appropriate, by the amount in dB that the directional gain of the antenna exceeds 6 dBi.
ISED: The e.i.r.p. shall not exceed 4 W, except fixed point-to-point systems in the bands 2400-2483.5 MHz and 5725-5850 MHz are permitted to have an e.i.r.p. higher than 4 W provided that the higher e.i.r.p. is achieved by employing higher gain directional antennas and not higher transmitter output powers.

3.3.3 Setup



3.3.4 Equipment

Test Equipment					
Description	Manufacturer	Model	Identifier	Cal. Date	Cal. Due
Power sensor	ETS-Lindgren USA	7002-006	EF00934	2022-07	2023-07

3.3.5 Procedure

Test Procedure
<ol style="list-style-type: none"> EUT set to test mode (Communication tester is used if needed) The EUT antenna port is connected to a wideband power sensor The peak power is measured with the power sensor If the EUT has more than one transmit chain the procedure is repeated for each transmit chain and the power is summed up

3.3.6 Results

Test Results DSSS - FCC				
Channel [MHz]	Conducted Power [dBm]	Conducted Power [W]	Conducted Limit [W]	Verdict
2412	18.2	0.0661	1.0	PASS
2437	18.2	0.0661	1.0	PASS
2462	18.2	0.0661	1.0	PASS

Test Results OFDM - FCC				
Channel [MHz]	Conducted Power [dBm]	Conducted Power [W]	Conducted Limit [W]	Verdict
2412	15.9	0.0389	1.0	PASS
2437	18.5	0.0708	1.0	PASS
2462	15.9	0.0389	1.0	PASS

Test Results HT20 - FCC				
Channel [MHz]	Conducted Power [dBm]	Conducted Power [W]	Conducted Limit [W]	Verdict
2412	15.8	0.0380	1.0	PASS
2437	18.5	0.0708	1.0	PASS
2462	15.8	0.0380	1.0	PASS

Test Results HT40 - FCC				
Channel [MHz]	Conducted Power [dBm]	Conducted Power [W]	Conducted Limit [W]	Verdict
2422	18.6	0.0724	1.0	PASS
2437	18.6	0.0724	1.0	PASS
2452	18.3	0.0676	1.0	PASS

Test Results DSSS - ISED							
Channel [MHz]	Conducted Power [dBm]	Conducted Power [W]	Conducted Limit [W]	EIRP Power [dBm]	EIRP Power [W]	EIRP Limit [W]	Verdict
2412	18.2	0.0661	1.0	22.3	0.1698	4.0	PASS
2437	18.2	0.0661	1.0	22.3	0.1698	4.0	PASS
2462	18.2	0.0661	1.0	22.3	0.1698	4.0	PASS

Test Results OFDM - ISED							
Channel [MHz]	Conducted Power [dBm]	Conducted Power [W]	Conducted Limit [W]	EIRP Power [dBm]	EIRP Power [W]	EIRP Limit [W]	Verdict
2412	15.9	0.0389	1.0	20.0	0.1	4.0	PASS
2437	18.5	0.0708	1.0	22.6	0.1819	4.0	PASS
2462	15.9	0.0389	1.0	20.0	0.1	4.0	PASS

Test Results HT20 - ISED							
Channel [MHz]	Conducted Power [dBm]	Conducted Power [W]	Conducted Limit [W]	EIRP Power [dBm]	EIRP Power [W]	EIRP Limit [W]	Verdict
2412	15.8	0.0380	1.0	19.9	0.0977	4.0	PASS
2437	18.5	0.0708	1.0	22.6	0.1819	4.0	PASS
2462	15.8	0.0380	1.0	19.9	0.0977	4.0	PASS

Test Results HT40 - ISED							
Channel [MHz]	Conducted Power [dBm]	Conducted Power [W]	Conducted Limit [W]	EIRP Power [dBm]	EIRP Power [W]	EIRP Limit [W]	Verdict
2412	18.6	0.0724	1.0	22.7	0.1862	4.0	PASS
2437	18.6	0.0724	1.0	22.7	0.1862	4.0	PASS
2462	18.3	0.0676	1.0	22.4	0.1737	4.0	PASS

3.4 Test Conditions and Results - Power spectral density


3.4.1 Information

Test Information	
Reference	FCC § 15.247(e); ISED RSS-247, Issue 2 (section 5.2)
Measurement Method	ANSI C63.10 11.10.2, 14.3.2
Measurement Uncertainty	± 2.86 dB
Operator	Radwan Jaafar
Date	2023-04-11
Note	Power level according to section 1.8 Power setting. Worst cases were considered.

3.4.2 Limits

Limits
8 dBm / 3 kHz

3.4.3 Setup



3.4.4 Equipment

Test Equipment					
Description	Manufacturer	Model	Identifier	Cal. Date	Cal. Due
Spectrum Analyser	R&S	FSU 26	EF01003	2022-07	2023-07
Cable (CAABB)	Gigalane	GIGALANE 1730	EF00779	2023-03	2024-03

3.4.5 Procedure

Test Procedure
<ol style="list-style-type: none"> 1. EUT set to test mode 2. The analyzer is set to DTS channel center frequency with a span of 1.5 times the DTS bandwidth 3. The RBW is set to 100 kHz with VBW ≥ RBW and the detector is set to peak with max hold 4. After the trace has stabilized a marker is set to the envelope maximum 5. If the power spectral density is above the limit the RBW is reduced (not lower than 3 kHz) and the measurement is repeated 6. If the EUT has more than one transmit chain the procedure is repeated for each transmit chain

3.4.6 Results

Test Results - DSSS			
Channel [MHz]	PSD [dBm/RBW]	Limit [dBm/3kHz]	Verdict
2412	5.700	8.0	PASS
2437	5.802	8.0	PASS
2462	3.006	8.0	PASS
RBW = 10 kHz for the channels 2412 and 2437 MHz RBW = 3 KHz for the channel 2462 MHz			

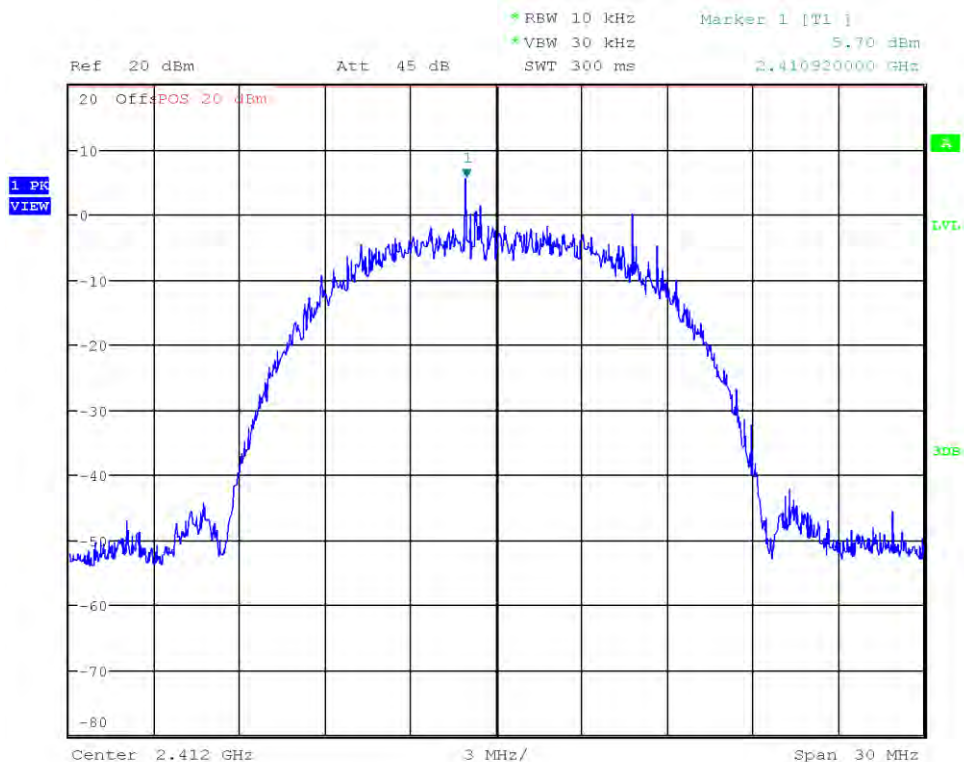
Test Results - OFDM			
Channel [MHz]	PSD [dBm/RBW]	Limit [dBm/3kHz]	Verdict
2412	6.272	8.0	PASS
2437	6.326	8.0	PASS
2462	6.235	8.0	PASS
RBW = 100 kHz			

Test Results - HT20			
Channel [MHz]	PSD [dBm/RBW]	Limit [dBm/3kHz]	Verdict
2412	4.551	8.0	PASS
2437	4.660	8.0	PASS
2462	4.492	8.0	PASS
RBW = 100 kHz			

Test Results - HT40			
Channel [MHz]	PSD [dBm/RBW]	Limit [dBm/3kHz]	Verdict
2412	0.395	8.0	PASS
2437	0.438	8.0	PASS
2462	0.421	8.0	PASS
RBW = 100 kHz			

Peak Power Spectral Density

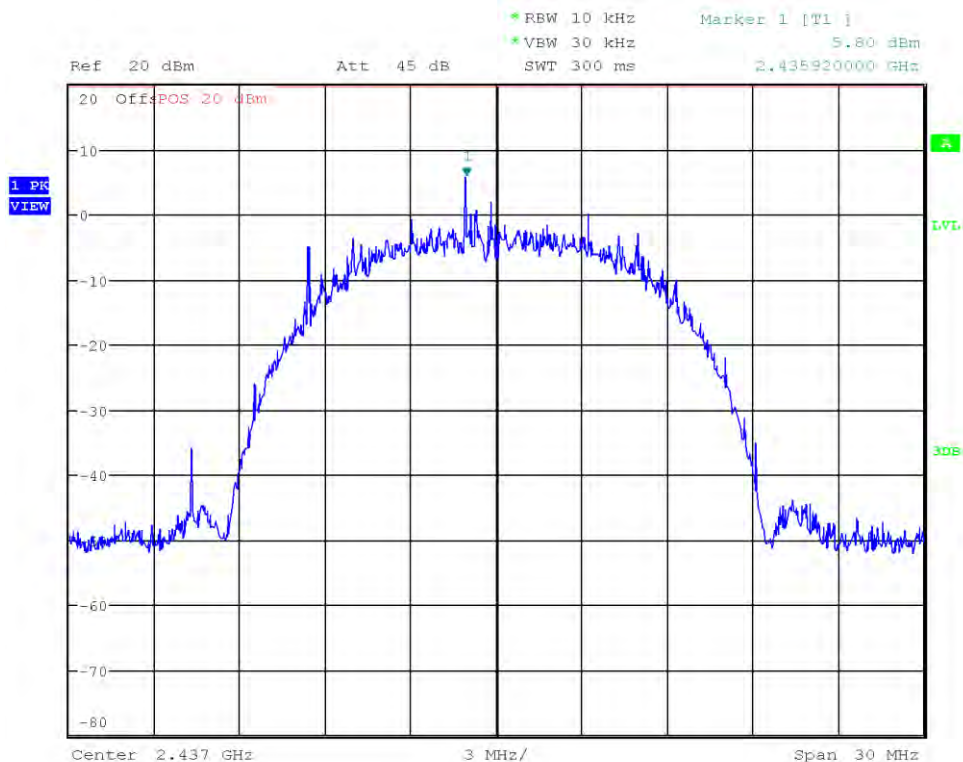
Project Number: G0M-2302-1881
 Applicant: u-blox AG
 Model Description: Host-based multiradio module
 Model: MAYA-W276-00B
 Test Sample ID: 43211
 Reference Standards: FCC 15.247, RSS-247
 Reference Method: ANSI C63.10:2013, Section 11.10.2
 Operational Mode: IEEE 802.11 b, Channel: 1, 2412 MHz
 Operating Conditions: Tnom/Vnom
 Operator: Radwan Jaafar
 Test Site: Eurofins Product Service GmbH
 Test Date: 2023-04-11
 Antenna port: 1
 Note: Data rate = 5.5 Mbps (worst case)
 Peak Frequency [MHz]: 2410.920
 Spectral Density [dBm/RBW]: 5.700
 Resolution Bandwidth [kHz]: 10 kHz



Date: 11.APR.2023 14:56:49

Peak Power Spectral Density

Project Number: G0M-2302-1881
 Applicant: u-blox AG
 Model Description: Host-based multiradio module
 Model: MAYA-W276-00B
 Test Sample ID: 43211
 Reference Standards: FCC 15.247, RSS-247
 Reference Method: ANSI C63.10:2013, Section 11.10.2
 Operational Mode: IEEE 802.11 b, Channel: 6, 2437 MHz
 Operating Conditions: Tnom/Vnom
 Operator: Radwan Jaafar
 Test Site: Eurofins Product Service GmbH
 Test Date: 2023-04-11
 Antenna port: 1
 Note: Data rate = 5.5 Mbps (worst case)
 Peak Frequency [MHz]: 2435.920
 Spectral Density [dBm/RBW]: 5.802
 Resolution Bandwidth [kHz]: 10 kHz



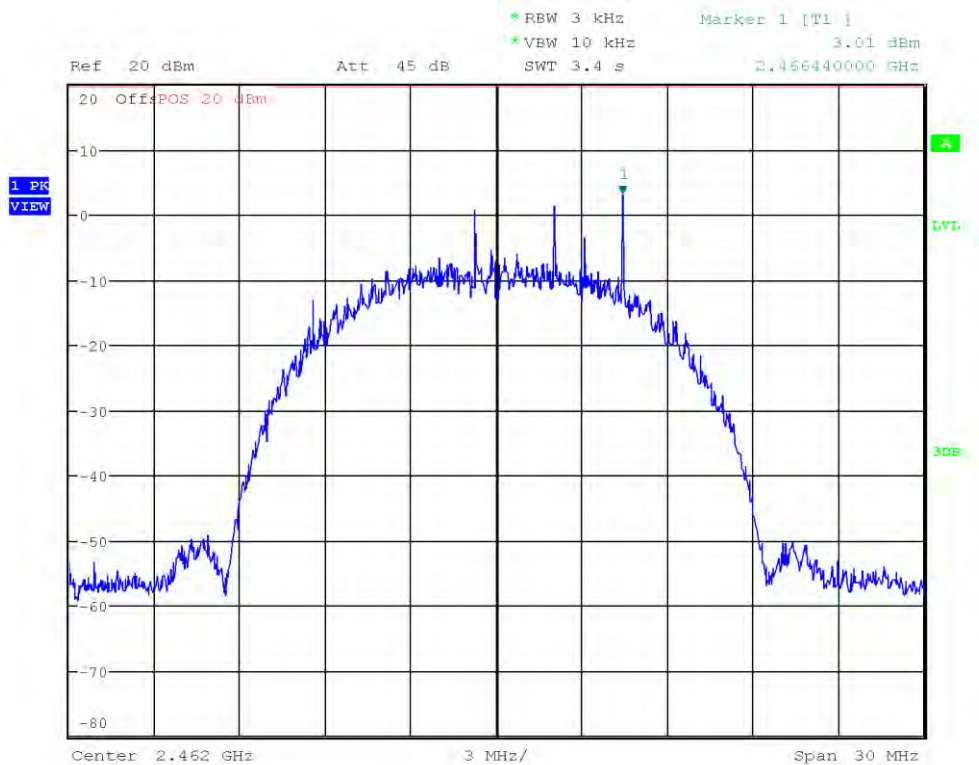
Date: 11.APR.2023 15:14:16

Test Report No.: G0M-2302-1881-TFC247WF-W276-V03

Eurofins Product Service GmbH
 Storkower Str. 38c, D-15526 Reichenwalde, Germany

Peak Power Spectral Density

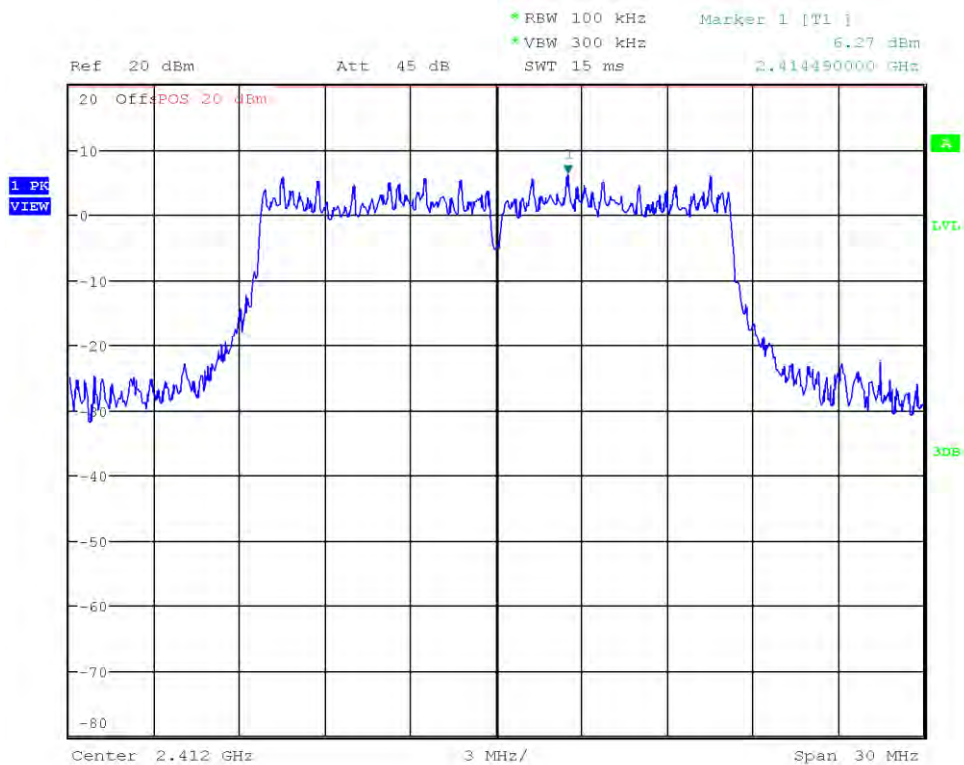
Project Number: G0M-2302-1881
 Applicant: u-blox AG
 Model Description: Host-based multiradio module
 Model: MAYA-W276-00B
 Test Sample ID: 43211
 Reference Standards: FCC 15.247, RSS-247
 Reference Method: ANSI C63.10:2013, Section 11.10.2
 Operational Mode: IEEE 802.11 b, Channel: 11, 2462 MHz
 Operating Conditions: Tnom/Vnom
 Operator: Radwan Jaafar
 Test Site: Eurofins Product Service GmbH
 Test Date: 2023-04-11
 Antenna port: 1
 Note: Data rate = 5.5 Mbps (worst case)
 Peak Frequency [MHz]: 2466.440
 Spectral Density [dBm/RBW]: 3.006
 Resolution Bandwidth [kHz]: 3 kHz



Date: 11.APR.2023 15:20:21

Peak Power Spectral Density

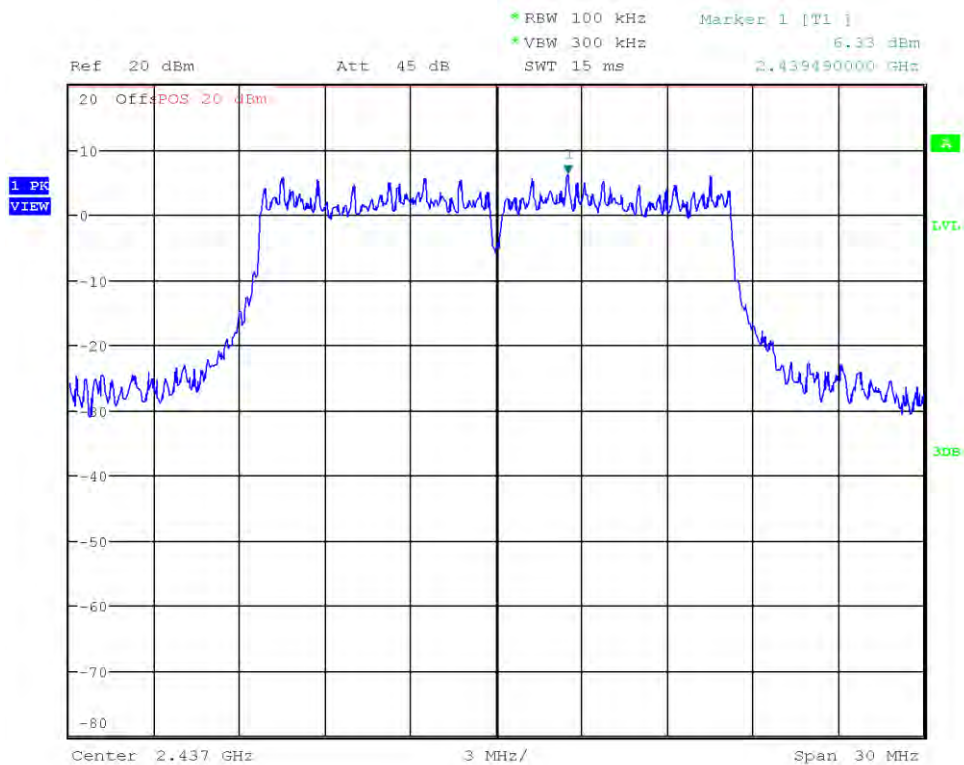
Project Number: G0M-2302-1881
 Applicant: u-blox AG
 Model Description: Host-based multiradio module
 Model: MAYA-W276-00B
 Test Sample ID: 43211
 Reference Standards: FCC 15.247, RSS-247
 Reference Method: ANSI C63.10:2013, Section 11.10.2
 Operational Mode: IEEE 802.11 g, Channel: 1, 2412 MHz
 Operating Conditions: Tnom/Vnom
 Operator: Radwan Jaafar
 Test Site: Eurofins Product Service GmbH
 Test Date: 2023-04-11
 Antenna port: 1
 Note: Data rate = 48 Mbps (worst case)
 Peak Frequency [MHz]: 2414.490
 Spectral Density [dBm/RBW]: 6.272
 Resolution Bandwidth [kHz]: 100 kHz



Date: 11.APR.2023 15:26:20

Peak Power Spectral Density

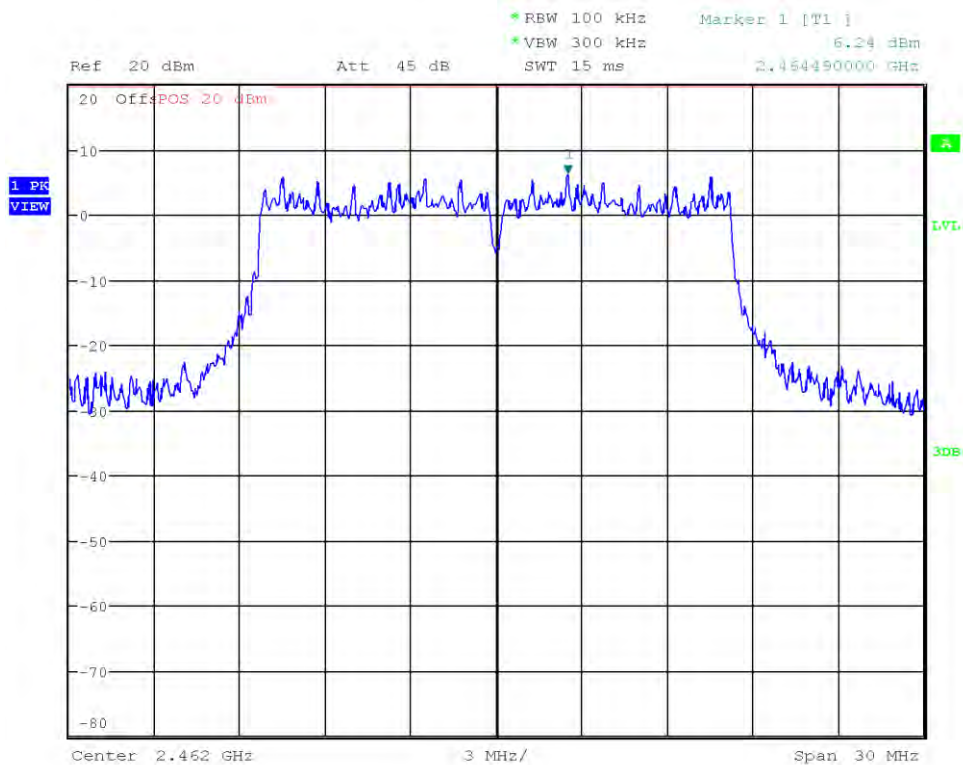
Project Number: G0M-2302-1881
 Applicant: u-blox AG
 Model Description: Host-based multiradio module
 Model: MAYA-W276-00B
 Test Sample ID: 43211
 Reference Standards: FCC 15.247, RSS-247
 Reference Method: ANSI C63.10:2013, Section 11.10.2
 Operational Mode: IEEE 802.11 g, Channel: 6, 2437 MHz
 Operating Conditions: Tnom/Vnom
 Operator: Radwan Jaafar
 Test Site: Eurofins Product Service GmbH
 Test Date: 2023-04-11
 Antenna port: 1
 Note: Data rate = 48 Mbps (worst case)
 Peak Frequency [MHz]: 2439.490
 Spectral Density [dBm/RBW]: 6.326
 Resolution Bandwidth [kHz]: 100 kHz



Date: 11.APR.2023 15:31:51

Peak Power Spectral Density

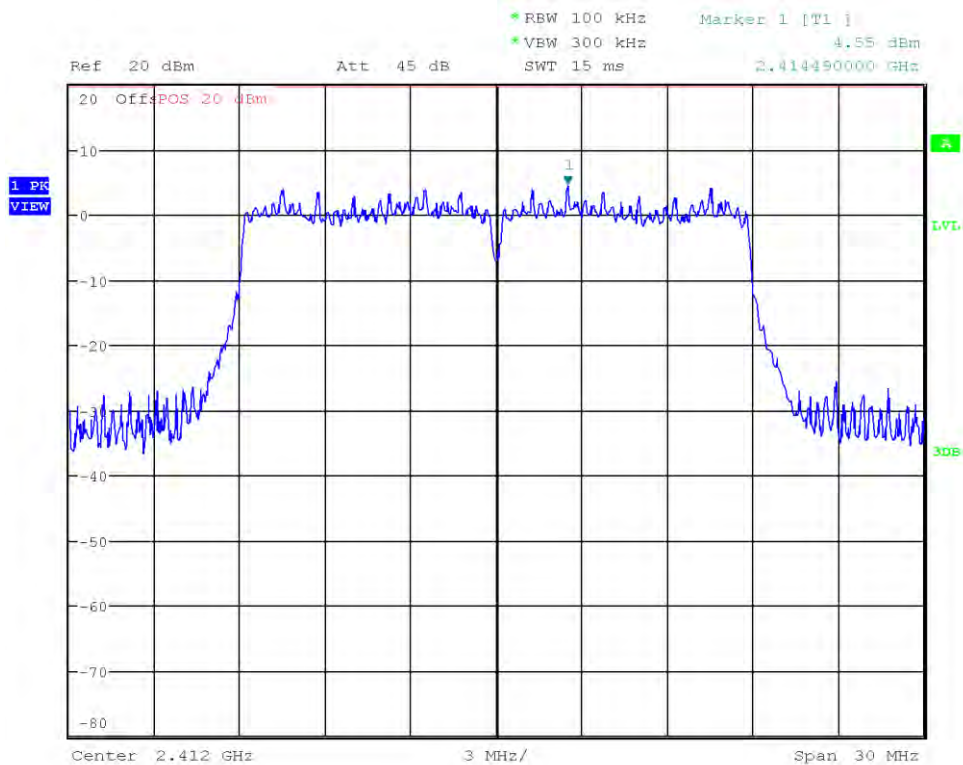
Project Number: G0M-2302-1881
 Applicant: u-blox AG
 Model Description: Host-based multiradio module
 Model: MAYA-W276-00B
 Test Sample ID: 43211
 Reference Standards: FCC 15.247, RSS-247
 Reference Method: ANSI C63.10:2013, Section 11.10.2
 Operational Mode: IEEE 802.11 g, Channel: 11, 2462 MHz
 Operating Conditions: Tnom/Vnom
 Operator: Radwan Jaafar
 Test Site: Eurofins Product Service GmbH
 Test Date: 2023-04-11
 Antenna port: 1
 Note: Data rate = 48 Mbps (worst case)
 Peak Frequency [MHz]: 2464.490
 Spectral Density [dBm/RBW]: 6.235
 Resolution Bandwidth [kHz]: 100 kHz



Date: 11.APR.2023 15:39:23

Peak Power Spectral Density

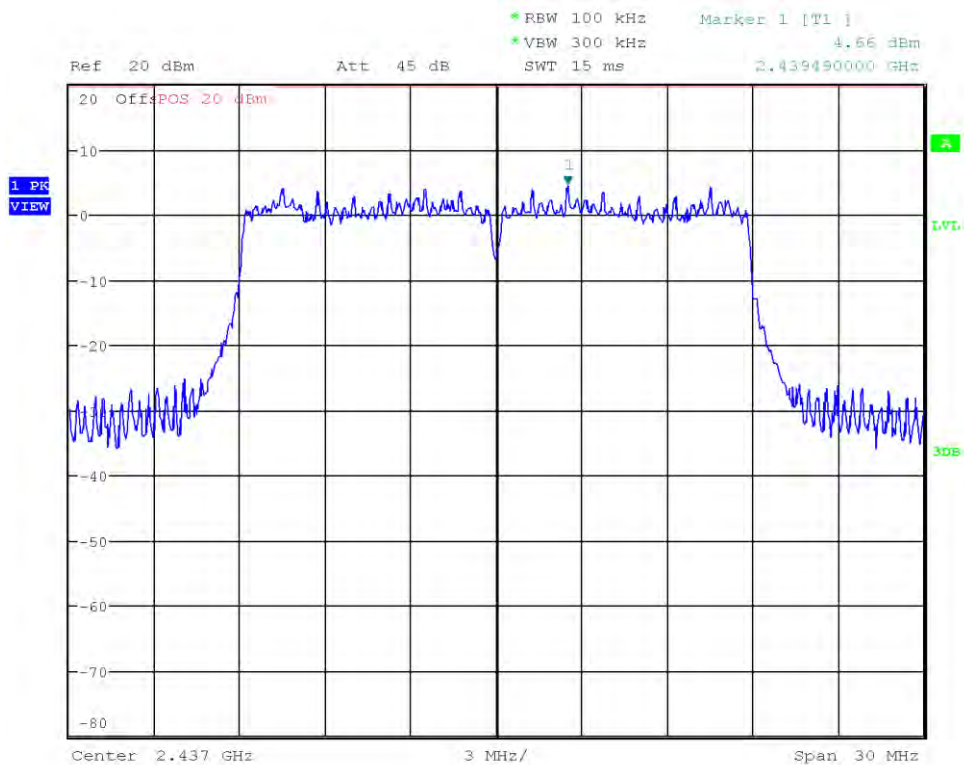
Project Number: G0M-2302-1881
 Applicant: u-blox AG
 Model Description: Host-based multiradio module
 Model: MAYA-W276-00B
 Test Sample ID: 43211
 Reference Standards: FCC 15.247, RSS-247
 Reference Method: ANSI C63.10:2013, Section 11.10.2
 Operational Mode: IEEE 802.11 n HT20, Channel: 1, 2412 MHz
 Operating Conditions: Tnom/Vnom
 Operator: Radwan Jaafar
 Test Site: Eurofins Product Service GmbH
 Test Date: 2023-04-11
 Antenna port: 1
 Note: Data rate = MCS 7 (worst case)
 Peak Frequency [MHz]: 2414.490
 Spectral Density [dBm/RBW]: 4.551
 Resolution Bandwidth [kHz]: 100 kHz



Date: 11.APR.2023 15:48:21

Peak Power Spectral Density

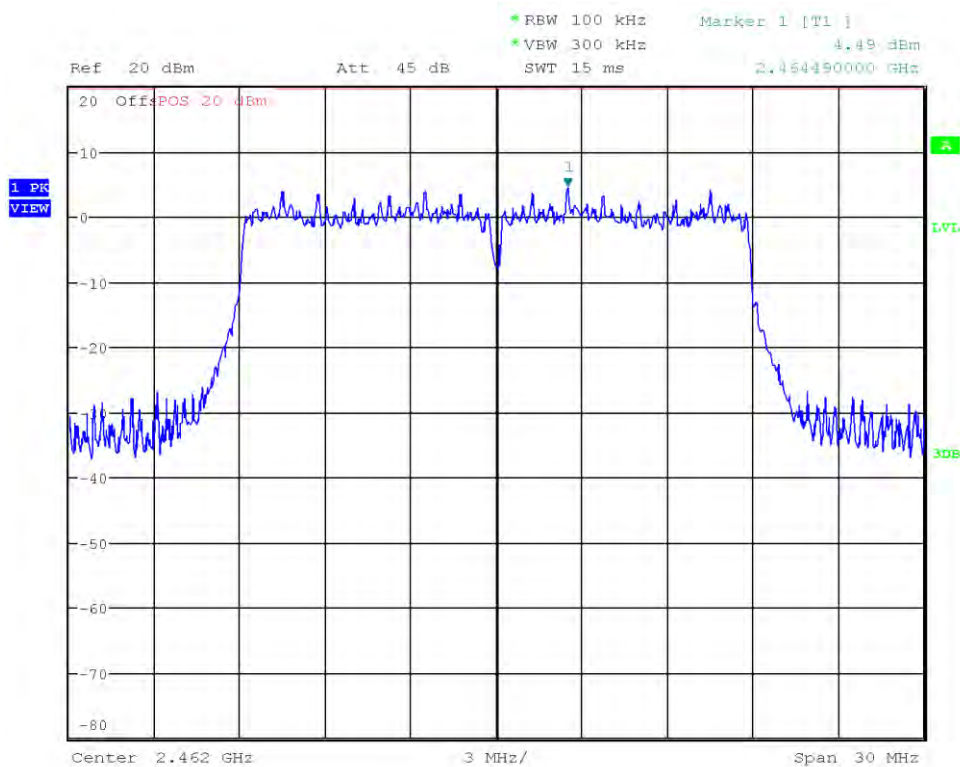
Project Number: G0M-2302-1881
 Applicant: u-blox AG
 Model Description: Host-based multiradio module
 Model: MAYA-W276-00B
 Test Sample ID: 43211
 Reference Standards: FCC 15.247, RSS-247
 Reference Method: ANSI C63.10:2013, Section 11.10.2
 Operational Mode: IEEE 802.11 n HT20, Channel: 6, 2437 MHz
 Operating Conditions: Tnom/Vnom
 Operator: Radwan Jaafar
 Test Site: Eurofins Product Service GmbH
 Test Date: 2023-04-11
 Antenna port: 1
 Note: Data rate = MCS 7 (worst case)
 Peak Frequency [MHz]: 2439.490
 Spectral Density [dBm/RBW]: 4.660
 Resolution Bandwidth [kHz]: 100 kHz



Date: 11.APR.2023 15:57:47

Peak Power Spectral Density

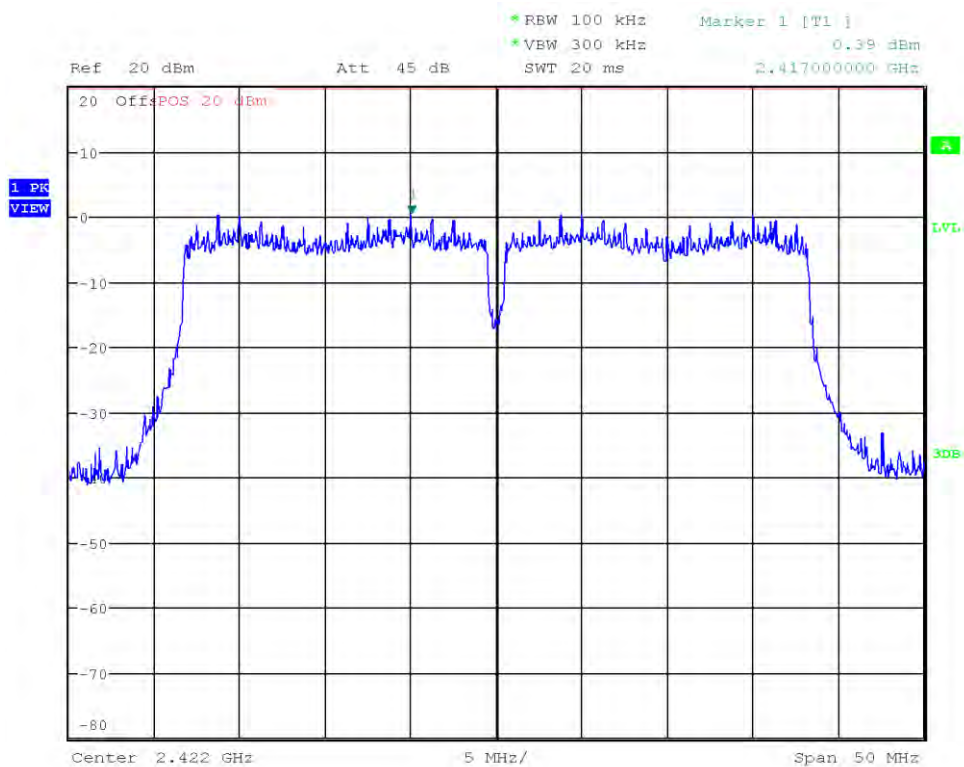
Project Number: G0M-2302-1881
 Applicant: u-blox AG
 Model Description: Host-based multiradio module
 Model: MAYA-W276-00B
 Test Sample ID: 43211
 Reference Standards: FCC 15.247, RSS-247
 Reference Method: ANSI C63.10:2013, Section 11.10.2
 Operational Mode: IEEE 802.11 n HT20, Channel: 11, 2462 MHz
 Operating Conditions: Tnom/Vnom
 Operator: Radwan Jaafar
 Test Site: Eurofins Product Service GmbH
 Test Date: 2023-04-11
 Antenna port: 1
 Note: Data rate = MCS 7 (worst case)
 Peak Frequency [MHz]: 2464.490
 Spectral Density [dBm/RBW]: 4.492
 Resolution Bandwidth [kHz]: 100 kHz



Date: 11.APR.2023 16:08:29

Peak Power Spectral Density

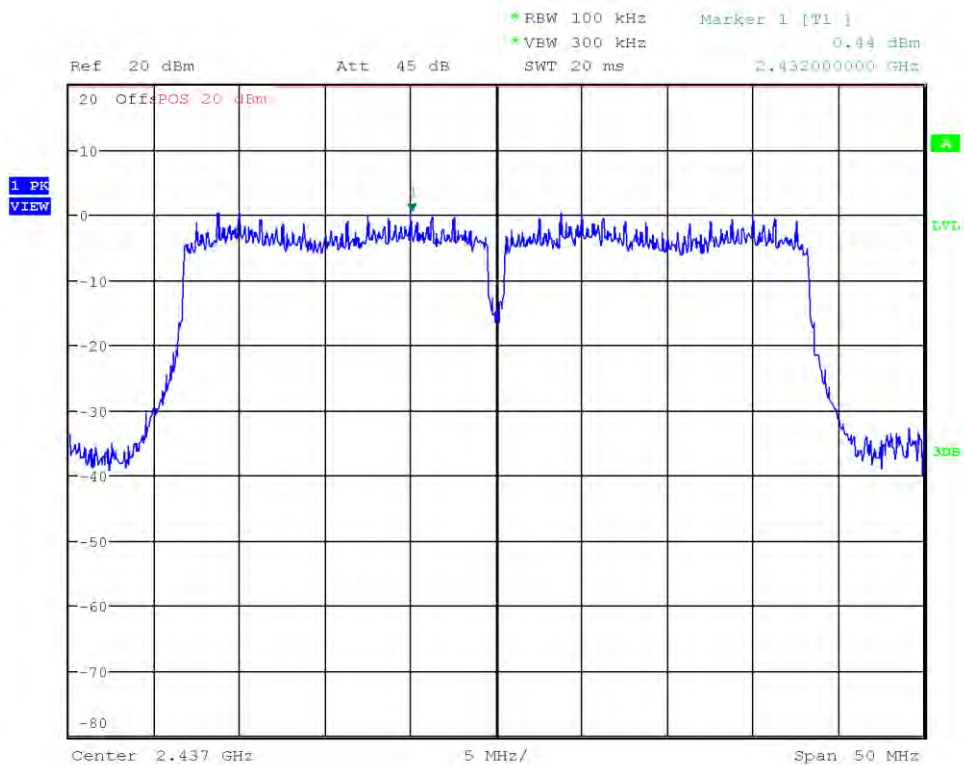
Project Number: G0M-2302-1881
 Applicant: u-blox AG
 Model Description: Host-based multiradio module
 Model: MAYA-W276-00B
 Test Sample ID: 43211
 Reference Standards: FCC 15.247, RSS-247
 Reference Method: ANSI C63.10:2013, Section 11.10.2
 Operational Mode: IEEE 802.11 n HT40, Channel: 3, 2422 MHz
 Operating Conditions: Tnom/Vnom
 Operator: Radwan Jaafar
 Test Site: Eurofins Product Service GmbH
 Test Date: 2023-04-11
 Antenna port: 1
 Note: Data rate = MCS 6 (worst case)
 Peak Frequency [MHz]: 2417.000
 Spectral Density [dBm/RBW]: 0.395
 Resolution Bandwidth [kHz]: 100 kHz



Date: 11.APR.2023 16:14:07

Peak Power Spectral Density

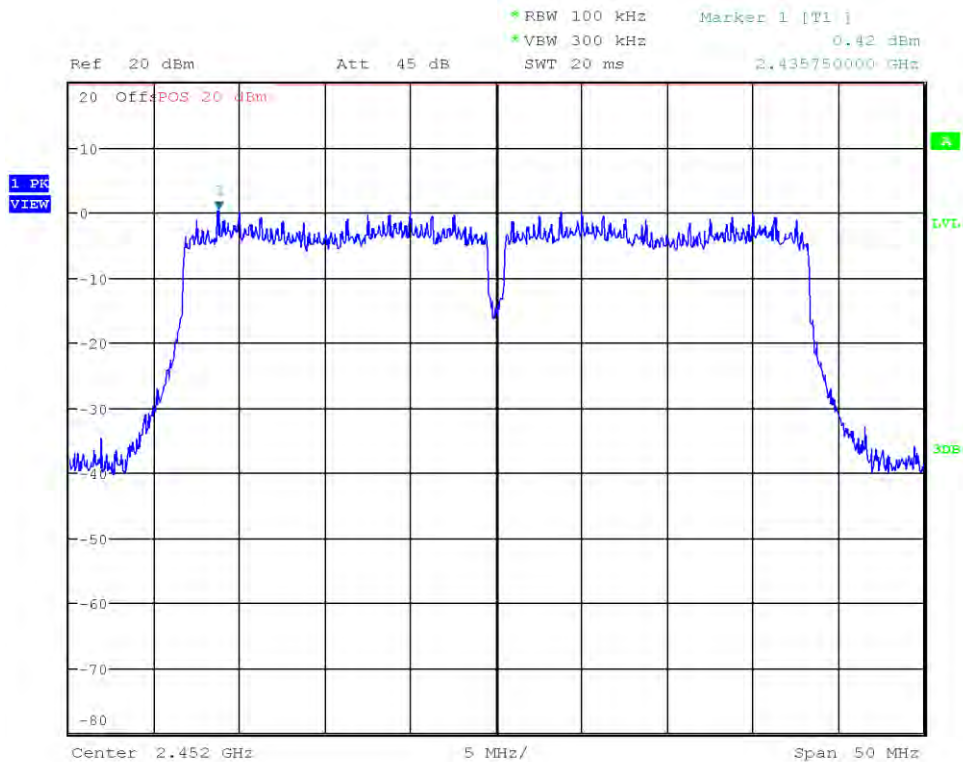
Project Number: G0M-2302-1881
 Applicant: u-blox AG
 Model Description: Host-based multiradio module
 Model: MAYA-W276-00B
 Test Sample ID: 43211
 Reference Standards: FCC 15.247, RSS-247
 Reference Method: ANSI C63.10:2013, Section 11.10.2
 Operational Mode: IEEE 802.11 n HT40, Channel: 6, 2437 MHz
 Operating Conditions: Tnom/Vnom
 Operator: Radwan Jaafar
 Test Site: Eurofins Product Service GmbH
 Test Date: 2023-04-11
 Antenna port: 1
 Note: Data rate = MCS 7 (worst case)
 Peak Frequency [MHz]: 2432.000
 Spectral Density [dBm/RBW]: 0.438
 Resolution Bandwidth [kHz]: 100 kHz



Date: 11.APR.2023 16:20:17

Peak Power Spectral Density

Project Number: G0M-2302-1881
 Applicant: u-blox AG
 Model Description: Host-based multiradio module
 Model: MAYA-W276-00B
 Test Sample ID: 43211
 Reference Standards: FCC 15.247, RSS-247
 Reference Method: ANSI C63.10:2013, Section 11.10.2
 Operational Mode: IEEE 802.11 n HT40, Channel: 9, 2452 MHz
 Operating Conditions: Tnom/Vnom
 Operator: Radwan Jaafar
 Test Site: Eurofins Product Service GmbH
 Test Date: 2023-04-11
 Antenna port: 1
 Note: Data rate = MCS 6 (worst case)
 Peak Frequency [MHz]: 2435.750
 Spectral Density [dBm/RBW]: 0.421
 Resolution Bandwidth [kHz]: 100 kHz



Date: 11.APR.2023 16:28:32

3.5 Test Conditions and Results - AC powerline conducted emissions

3.5.1 Information

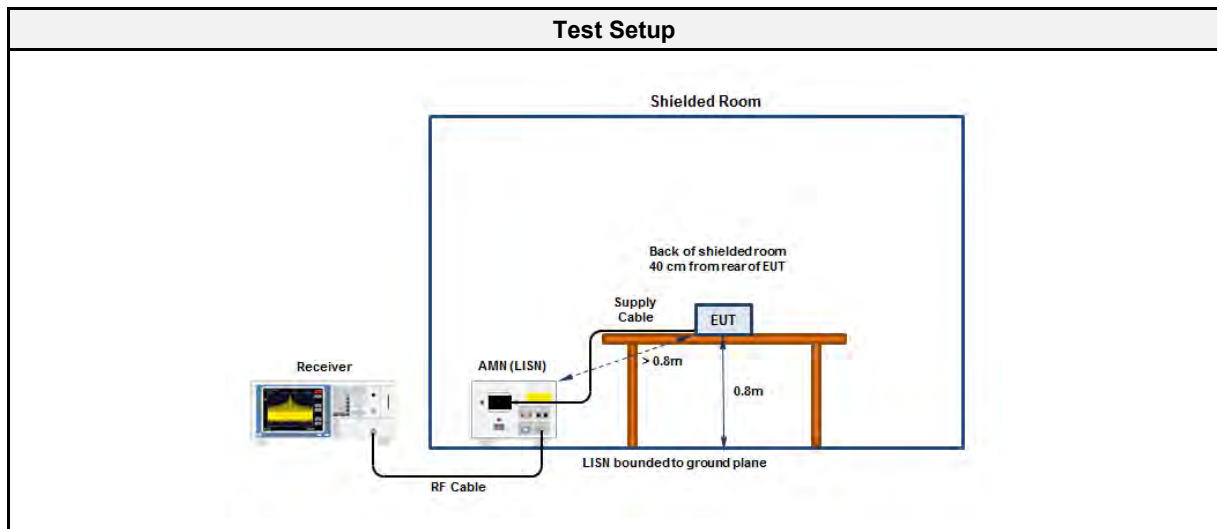
Test Information	
Reference	FCC § 15.207; ISED RSS-247, Issue 2 (section 3.1)
Measurement Method	ANSI C63.10 6.2
Measurement Uncertainty	± 3.82 dB
Operator	Odai Qawasmeh
Date	2023-04-26

3.5.2 Limits

Limits		
Frequency [MHz]	Quasi-Peak [dBµV]	Average [dBµV]
0.15 - 0.5	66 - 56*	56 - 46*
0.5 - 5	56	46
5 - 30	60	50

* Limit decreases linearly with the logarithm of the frequency

3.5.3 Setup





3.5.4 Equipment

Test Software			
Description	Manufacturer	Name	Version
EMC Software	DARE Instruments	RadiMation	2020.1.8

Test Equipment					
Description	Manufacturer	Model	Identifier	Cal. Date	Cal. Due
EMI Test Receiver	R&S	ESR7	EF00943	2022-07	2023-07
Pulse Limiter	R&S	ESH3-Z2	EF01222	2021-07	2023-07
LISN	R&S	ESH3-Z5	EF00036	2021-08	2023-08

3.5.5 Setup Photos

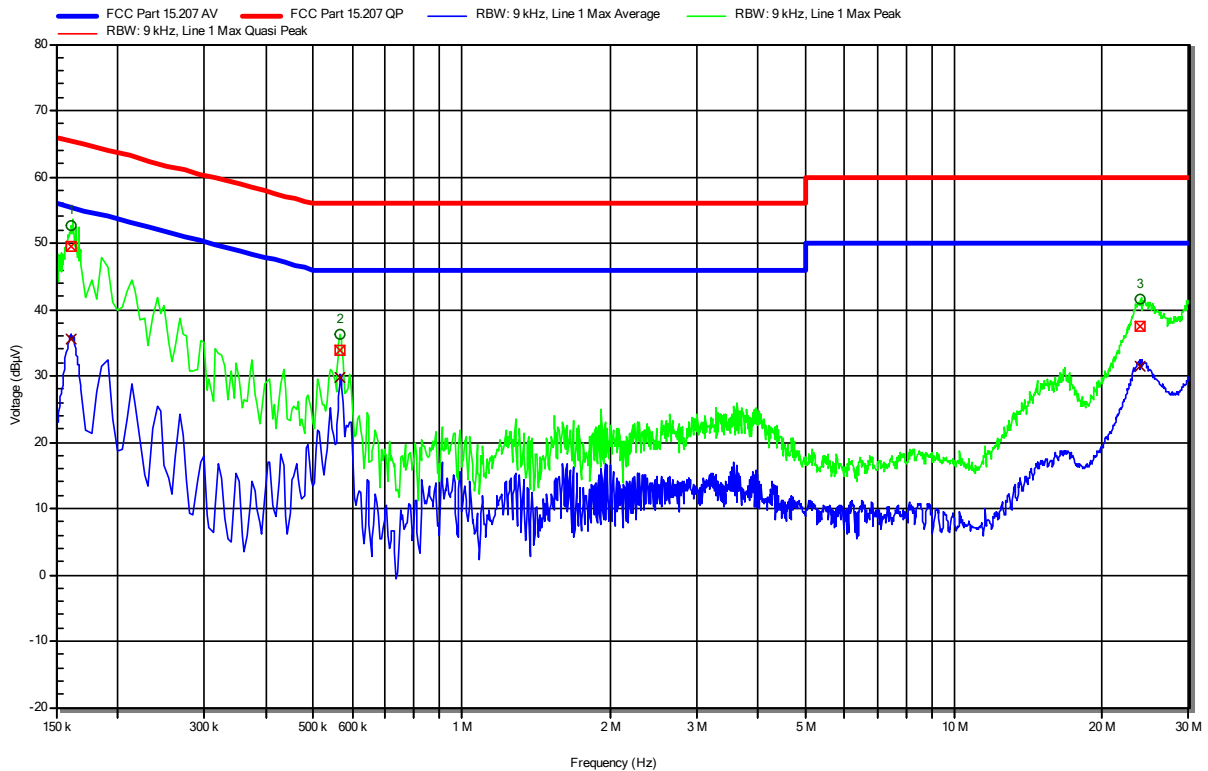


EUT Test Setup

Photos deleted - refer to separate photo exhibits

Conducted emissions at the mains power port according to 47 CFR Part 15.247

Project Number: G0M-2302-1881
 Applicant: u-blox Malmö AB
 Model Description: Host-based multiradio module
 Model: MAYA-W276-00B
 Test Sample ID: 43211
 Test Site: Eurofins Product Service GmbH
 Operator: Mr. Qawasmeh
 Test Date: 2023-04-26
 Operating Conditions: ambient temperature: 24 °Celsius
 power input: 3.3 VDC
 LISN: ESH3-Z5 (L)
 Operational Mode & EUT Configuration: Tx, IEEE 802.11g, CH6, 2437 MHz, OFDM, 48Mbps, DC=99%
 Applied to Port: 120 VAC / 60 Hz

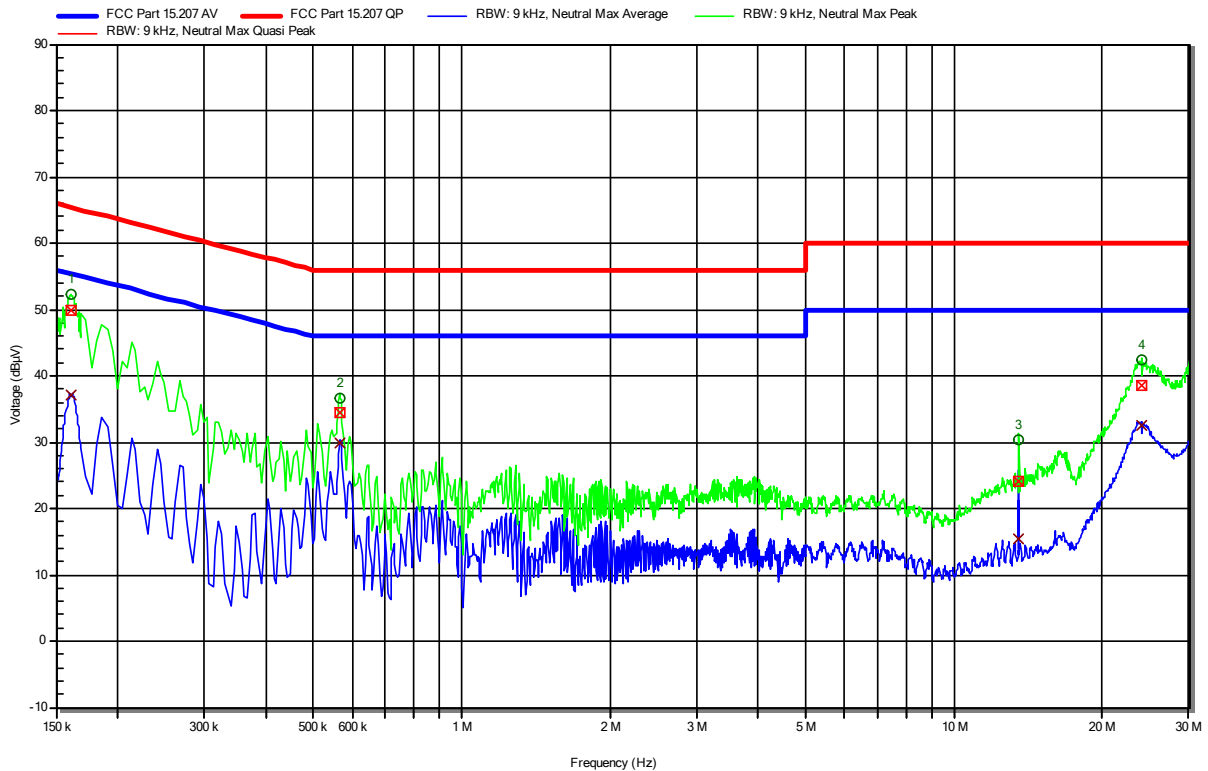


Peak Number	Frequency	Quasi-Peak	Quasi-Peak Limit	Quasi-Peak Difference	Quasi-Peak Status	LISN
1	161.25 kHz	49.49 dBµV	65.4 dBµV	-15.91 dB	Pass	Line 1
2	565.8 kHz	33.94 dBµV	56 dBµV	-22.06 dB	Pass	Line 1
3	23.96 MHz	37.55 dBµV	60 dBµV	-22.45 dB	Pass	Line 1

Peak Number	Frequency	Average	Average Limit	Average Difference	Average Status	LISN
1	161.25 kHz	35.65 dBµV	55.4 dBµV	-19.75 dB	Pass	Line 1
2	565.8 kHz	29.79 dBµV	46 dBµV	-16.21 dB	Pass	Line 1
3	23.96 MHz	31.39 dBµV	50 dBµV	-18.61 dB	Pass	Line 1

Conducted emissions at the mains power port according to 47 CFR Part 15.247

Project Number: G0M-2302-1881
 Applicant: u-blox Malmö AB
 Model Description: Host-based multiradio module
 Model: MAYA-W276-00B
 Test Sample ID: 43211
 Test Site: Eurofins Product Service GmbH
 Operator: Mr. Qawasmeh
 Test Date: 2023-04-26
 Operating Conditions: ambient temperature: 24 °Celsius
 power input: 3.3 VDC
 LISN: ESH3-Z5 (N)
 Operational Mode & EUT Configuration: Tx, IEEE 802.11g, CH6, 2437 MHz, OFDM, 48Mbps, DC=99%
 Applied to Port: 120 VAC / 60 Hz

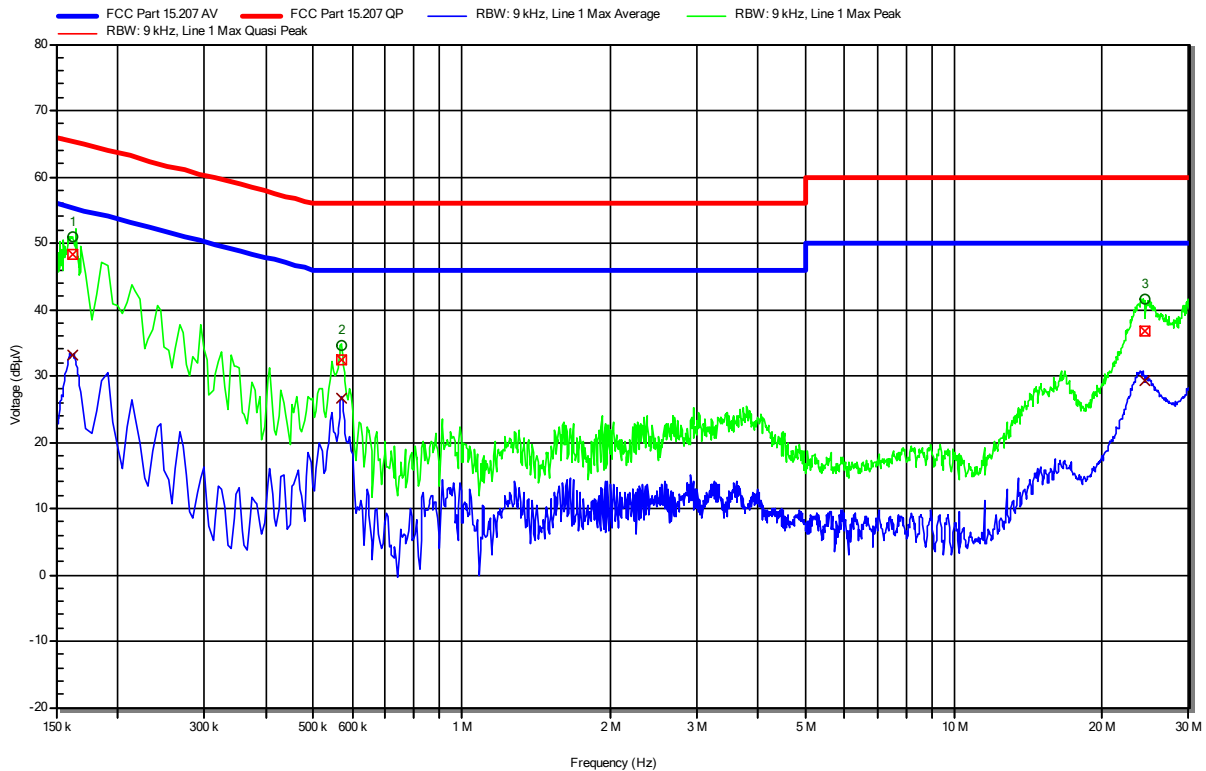


Peak Number	Frequency	Quasi-Peak	Quasi-Peak Limit	Quasi-Peak Difference	Quasi-Peak Status	LISN
1	160.8 kHz	49.88 dBµV	65.42 dBµV	-15.55 dB	Pass	Neutral
2	564.9 kHz	34.52 dBµV	56 dBµV	-21.48 dB	Pass	Neutral
3	13.561 MHz	24.06 dBµV	60 dBµV	-35.94 dB	Pass	Neutral
4	24.099 MHz	38.52 dBµV	60 dBµV	-21.48 dB	Pass	Neutral

Peak Number	Frequency	Average	Average Limit	Average Difference	Average Status	LISN
1	160.8 kHz	37.04 dBµV	55.42 dBµV	-18.38 dB	Pass	Neutral
2	564.9 kHz	29.94 dBµV	46 dBµV	-16.06 dB	Pass	Neutral
3	13.561 MHz	15.44 dBµV	50 dBµV	-34.56 dB	Pass	Neutral
4	24.099 MHz	32.5 dBµV	50 dBµV	-17.5 dB	Pass	Neutral

Conducted emissions at the mains power port according to 47 CFR Part 15.247, RSS-247

Project Number: G0M-2302-1881
 Applicant: u-blox Malmö AB
 Model Description: Host-based multiradio module
 Model: MAYA-W276-00B
 Test Sample ID: 43225
 Test Site: Eurofins Product Service GmbH
 Operator: Mr. Qawasmeh
 Test Date: 2023-04-26
 Operating Conditions: ambient temperature: 23 °Celsius
 power input: 3.3 VDC_1.8 VDC
 LISN: ESH3-Z5 (L)
 Operational Mode & EUT Configuration: Rx, IEEE 802.11, CH 6, 2437 MHz
 Applied to Port: 120 VAC / 60 Hz

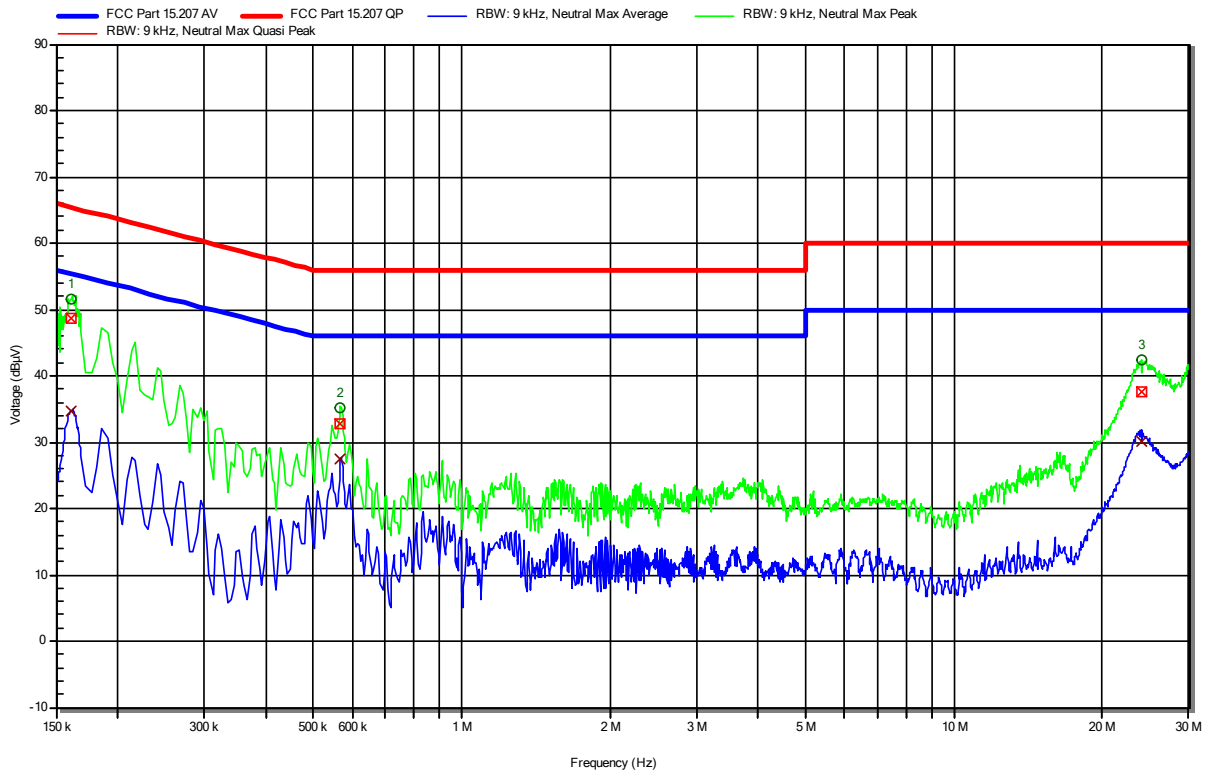


Peak Number	Frequency	Quasi-Peak	Quasi-Peak Limit	Quasi-Peak Difference	Quasi-Peak Status	LISN
1	161.7 kHz	48.2 dBµV	65.38 dBµV	-17.18 dB	Pass	Line 1
2	568.95 kHz	32.42 dBµV	56 dBµV	-23.58 dB	Pass	Line 1
3	24.468 MHz	36.64 dBµV	60 dBµV	-23.36 dB	Pass	Line 1

Peak Number	Frequency	Average	Average Limit	Average Difference	Average Status	LISN
1	161.7 kHz	33.18 dBµV	55.38 dBµV	-22.19 dB	Pass	Line 1
2	568.95 kHz	26.71 dBµV	46 dBµV	-19.29 dB	Pass	Line 1
3	24.468 MHz	29.38 dBµV	50 dBµV	-20.62 dB	Pass	Line 1

Conducted emissions at the mains power port according to 47 CFR Part 15.247, RSS-247

Project Number: G0M-2302-1881
 Applicant: u-blox Malmö AB
 Model Description: Host-based multiradio module
 Model: MAYA-W276-00B
 Test Sample ID: 43225
 Test Site: Eurofins Product Service GmbH
 Operator: Mr. Qawasmeh
 Test Date: 2023-04-26
 Operating Conditions: ambient temperature: 23 °Celsius
 power input: 3.3 VDC_1.8 VDC
 LISN: ESH3-Z5 (N)
 Operational Mode & EUT Configuration: Rx, IEEE 802.11, CH 6, 2437 MHz
 Applied to Port: 120 VAC / 60 Hz



Peak Number	Frequency	Quasi-Peak	Quasi-Peak Limit	Quasi-Peak Difference	Quasi-Peak Status	LISN
1	161.25 kHz	48.7 dBµV	65.4 dBµV	-16.7 dB	Pass	Neutral
2	568.05 kHz	32.89 dBµV	56 dBµV	-23.11 dB	Pass	Neutral
3	24.063 MHz	37.5 dBµV	60 dBµV	-22.5 dB	Pass	Neutral

Peak Number	Frequency	Average	Average Limit	Average Difference	Average Status	LISN
1	161.25 kHz	34.69 dBµV	55.4 dBµV	-20.71 dB	Pass	Neutral
2	568.05 kHz	27.37 dBµV	46 dBµV	-18.63 dB	Pass	Neutral
3	24.063 MHz	30.13 dBµV	50 dBµV	-19.87 dB	Pass	Neutral

3.6 Test Conditions and Results - Band-edge compliance


3.6.1 Information

Test Information	
Reference	FCC § 15.247(d); ISED RSS-247, Issue 2 (section 5.5)
Measurement Uncertainty	± 3.64 dB
Measurement Method	ANSI C63.10 11.13
Operator	Radwan Jaafar
Date	2023-04-11
Note	Power level according to section 1.8 Power setting. Worst cases were considered.

3.6.2 Limits

Limits	
Power Measurement	Out-of-band attenuation [dB]
Peak	20
RMS	30

3.6.3 Setup



3.6.4 Equipment

Test Equipment					
Description	Manufacturer	Model	Identifier	Cal. Date	Cal. Due
Spectrum Analyser	R&S	FSU 26	EF01003	2022-07	2023-07
Cable (CAABB)	Gigalane	GIGALANE 1730	EF00779	2023-03	2024-03

3.6.5 Procedure

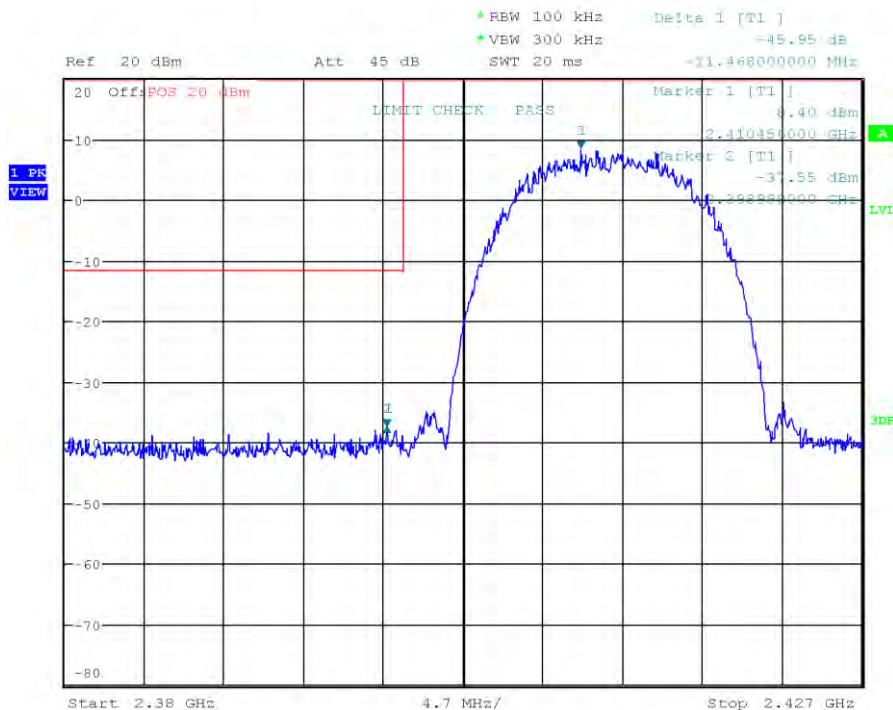
Test Procedure
<ol style="list-style-type: none"> 1. EUT set to test mode (Communication tester is used if needed) 2. Span set around lower band edge and detector is set to peak and max hold 3. Resolution bandwidth is set to 100 kHz 4. Markers are set to peak emission levels within frequency band and outside frequency band 5. Band edge attenuation is determined from level difference

3.6.6 Results

Test Results					
Port	Mode	Channel [MHz]	Out-of-band Attenuation [dB]	Limit [dB]	Verdict
1	DSSS	2412	-45.95	-20	PASS
1	DSSS	2462	-46.46	-20	PASS
1	OFDM	2412	-30.77	-20	PASS
1	OFDM	2462	-39.12	-20	PASS
1	HT20	2412	-33.51	-20	PASS
1	HT20	2462	-37.45	-20	PASS
1	HT40	2422	-37.03	-20	PASS
1	HT40	2452	-35.52	-20	PASS

Emissions in nonrestricted frequency bands at the Band-edge

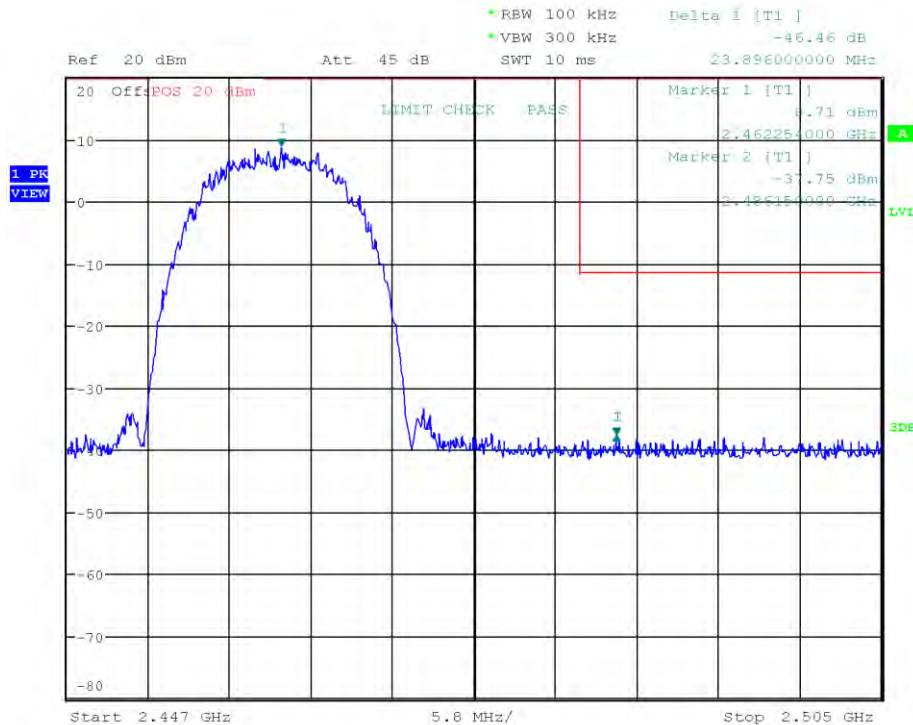
Project Number: G0M-2302-1881
 Applicant: u-blox AG
 Model Description: Host-based multiradio module
 Model: MAYA-W276-00B
 Test Sample ID: 43211
 Reference Standards: FCC 15.247, RSS-247
 Reference Method: ANSI C63.10:2013, Section 11.11
 Operational Mode: IEEE 802.11 b, Channel: 1, 2412 MHz
 Operating Conditions: Tnom/Vnom
 Operator: Radwan Jaafar
 Test Site: Eurofins Product Service GmbH
 Test Date: 2023-04-11
 Antenna port: 1
 Note: Data Rate = 5.5 Mbps (worst case)
 Band-edge Lower
 In-band Frequency [MHz]: 2410.456
 Max. in-band Level [dBm/100 kHz]: 8.398
 Out-of-band Frequency [MHz]: 2398.988
 Max. out-of-band Level [dBm/100 kHz]: -37.553
 Attenuation [dB]: -45.95



Date: 11.APR.2023 14:21:29

Emissions in nonrestricted frequency bands at the Band-edge

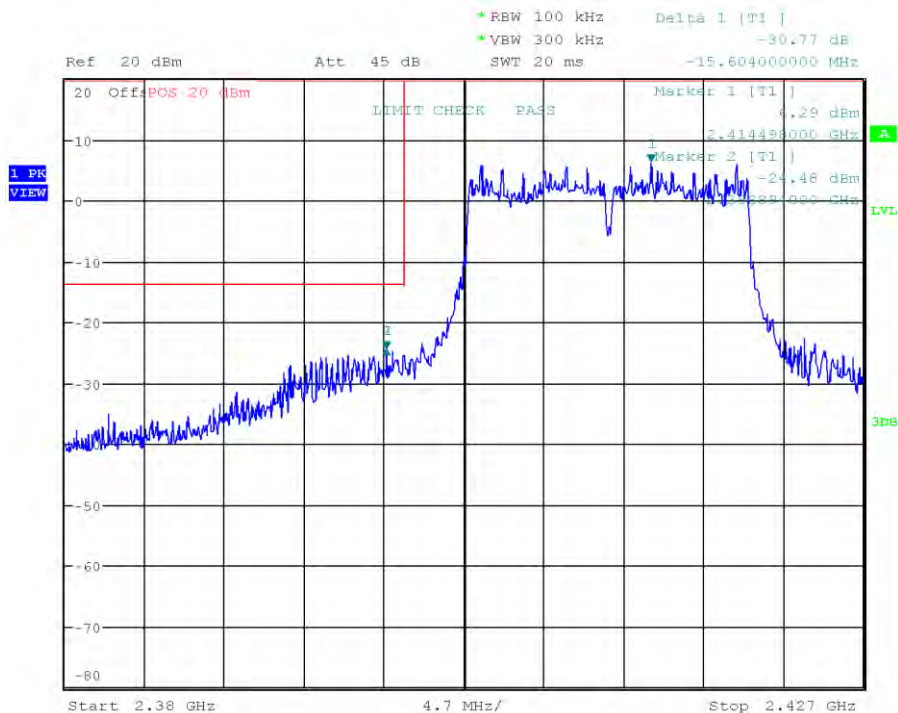
Project Number: G0M-2302-1881
 Applicant: u-blox AG
 Model Description: Host-based multiradio module
 Model: MAYA-W276-00B
 Test Sample ID: 43211
 Reference Standards: FCC 15.247, RSS-247
 Reference Method: ANSI C63.10:2013, Section 11.11
 Operational Mode: IEEE 802.11 b, Channel: 11, 2462 MHz
 Operating Conditions: Tnom/Vnom
 Operator: Radwan Jaafar
 Test Site: Eurofins Product Service GmbH
 Test Date: 2023-04-11
 Antenna port: 1
 Note: Data Rate = 5.5 Mbps (worst case)
 Band-edge: Upper
 In-band Frequency [MHz]: 2462.254
 Max. in-band Level [dBm/100 kHz]: 8.71
 Out-of-band Frequency [MHz]: 2486.15
 Max. out-of-band Level [dBm/100 kHz]: -37.753
 Attenuation [dB]: -46.46



Date: 11.APR.2023 14:22:39

Emissions in nonrestricted frequency bands at the Band-edge

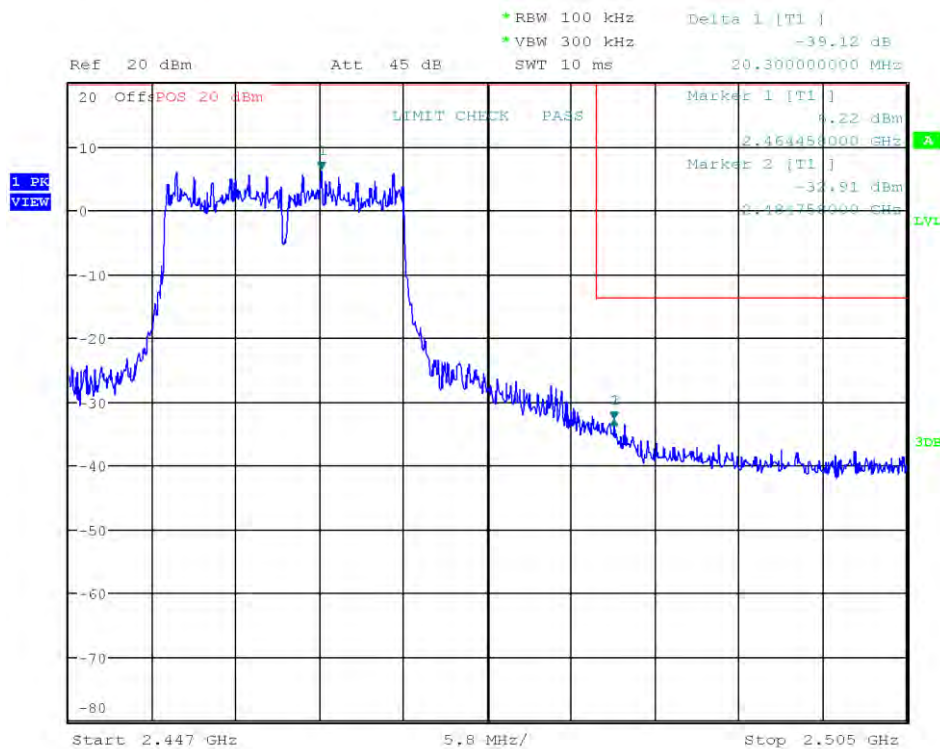
Project Number: G0M-2302-1881
 Applicant: u-blox AG
 Model Description: Host-based multiradio module
 Model: MAYA-W276-00B
 Test Sample ID: 43211
 Reference Standards: FCC 15.247, RSS-247
 Reference Method: ANSI C63.10:2013, Section 11.11
 Operational Mode: IEEE 802.11 g, Channel: 1, 2412 MHz
 Operating Conditions: Tnom/Vnom
 Operator: Radwan Jaafar
 Test Site: Eurofins Product Service GmbH
 Test Date: 2023-04-11
 Antenna port: 1
 Note: Data Rate = 48 Mbps (worst case)
 Band-edge: Lower
 In-band Frequency [MHz]: 2414.498
 Max. in-band Level [dBm/100 kHz]: 6.292
 Out-of-band Frequency [MHz]: 2398.894
 Max. out-of-band Level [dBm/100 kHz]: -24.478
 Attenuation [dB]: -30.77



Date: 11.APR.2023 14:24:31

Emissions in nonrestricted frequency bands at the Band-edge

Project Number: G0M-2302-1881
 Applicant: u-blox AG
 Model Description: Host-based multiradio module
 Model: MAYA-W276-00B
 Test Sample ID: 43211
 Reference Standards: FCC 15.247, RSS-247
 Reference Method: ANSI C63.10:2013, Section 11.11
 Operational Mode: IEEE 802.11 g, Channel: 11, 2462 MHz
 Operating Conditions: Tnom/Vnom
 Operator: Radwan Jaafar
 Test Site: Eurofins Product Service GmbH
 Test Date: 2023-04-11
 Antenna port: 1
 Note: Data Rate = 48 Mbps (worst case)
 Band-edge: Upper
 In-band Frequency [MHz]: 2464.458
 Max. in-band Level [dBm/100 kHz]: 6.216
 Out-of-band Frequency [MHz]: 2484.758
 Max. out-of-band Level [dBm/100 kHz]: -32.905
 Attenuation [dB]: -39.12



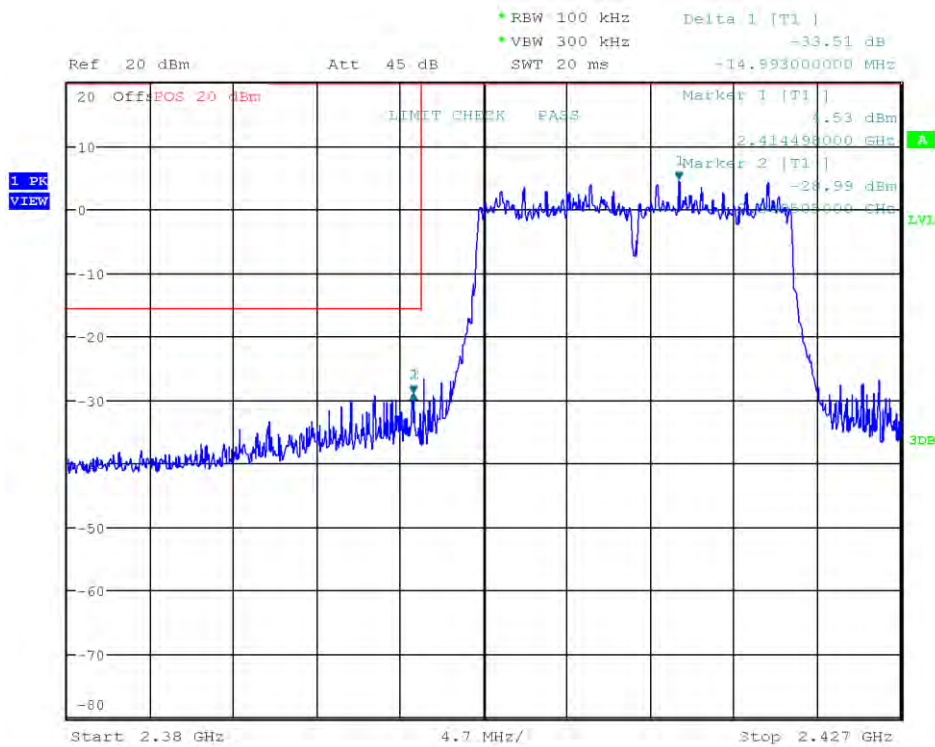
Date: 11.APR.2023 14:25:42

Test Report No.: G0M-2302-1881-TFC247WF-W276-V03

Eurofins Product Service GmbH
 Storkower Str. 38c, D-15526 Reichenwalde, Germany

Emissions in nonrestricted frequency bands at the Band-edge

Project Number: G0M-2302-1881
 Applicant: u-blox AG
 Model Description: Host-based multiradio module
 Model: MAYA-W276-00B
 Test Sample ID: 43211
 Reference Standards: FCC 15.247, RSS-247
 Reference Method: ANSI C63.10:2013, Section 11.11
 Operational Mode: IEEE 802.11 n HT20, Channel: 1, 2412 MHz
 Operating Conditions: Tnom/Vnom
 Operator: Radwan Jaafar
 Test Site: Eurofins Product Service GmbH
 Test Date: 2023-04-11
 Antenna port: 1
 Note: Data Rate = MCS 7 (worst case)
 Band-edge Lower
 In-band Frequency [MHz]: 2414.498
 Max. in-band Level [dBm/100 kHz]: 4.526
 Out-of-band Frequency [MHz]: 2399.505
 Max. out-of-band Level [dBm/100 kHz]: -28.985
 Attenuation [dB]: -33.51



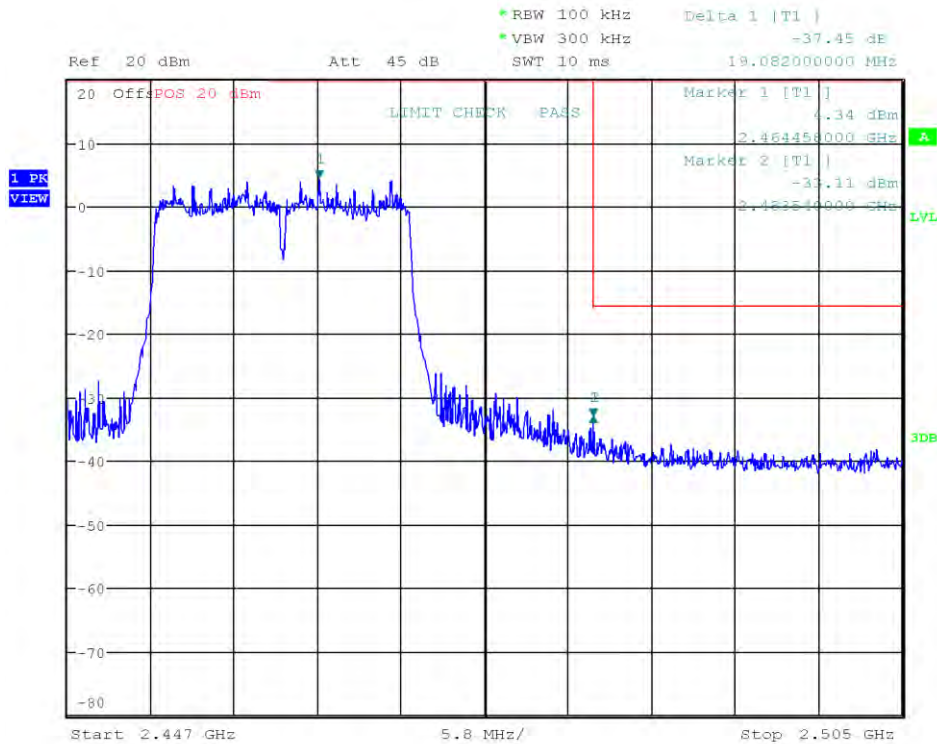
Date: 11.APR.2023 14:27:43

Test Report No.: G0M-2302-1881-TFC247WF-W276-V03

Eurofins Product Service GmbH
 Storkower Str. 38c, D-15526 Reichenwalde, Germany

Emissions in nonrestricted frequency bands at the Band-edge

Project Number: G0M-2302-1881
 Applicant: u-blox AG
 Model Description: Host-based multiradio module
 Model: MAYA-W276-00B
 Test Sample ID: 43211
 Reference Standards: FCC 15.247, RSS-247
 Reference Method: ANSI C63.10:2013, Section 11.11
 Operational Mode: IEEE 802.11 n HT20, Channel: 11, 2462 MHz
 Operating Conditions: Tnom/Vnom
 Operator: Radwan Jaafar
 Test Site: Eurofins Product Service GmbH
 Test Date: 2023-04-11
 Antenna port: 1
 Note: Data Rate = MCS 7 (worst case)
 Band-edge: Upper
 In-band Frequency [MHz]: 2464.458
 Max. in-band Level [dBm/100 kHz]: 4.339
 Out-of-band Frequency [MHz]: 2483.54
 Max. out-of-band Level [dBm/100 kHz]: -33.109
 Attenuation [dB]: -37.45



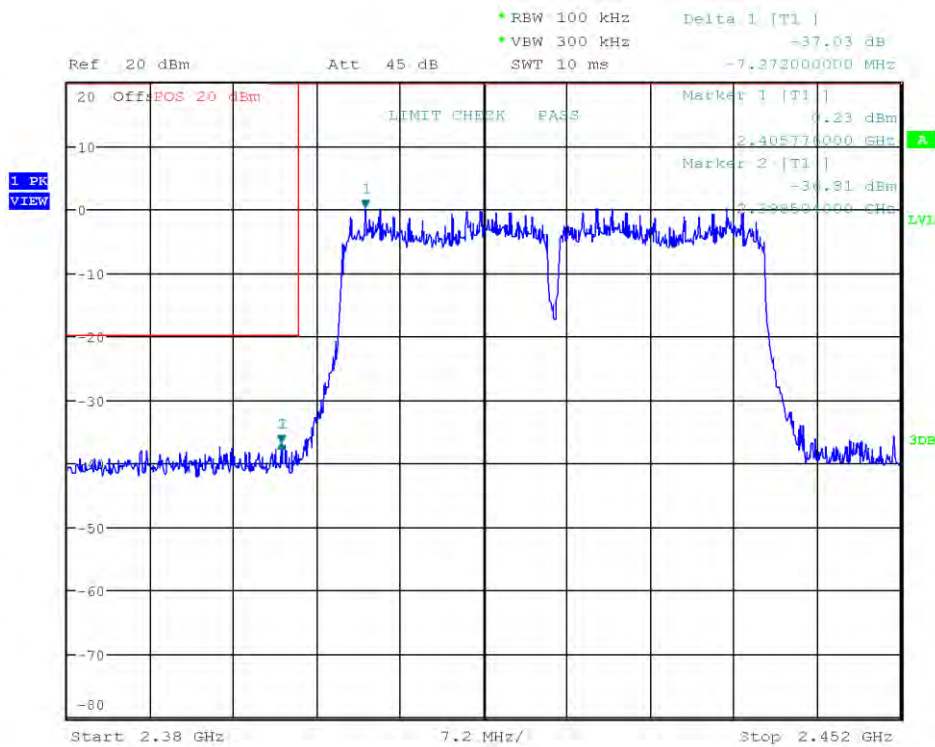
Date: 11.APR.2023 14:28:52

Test Report No.: G0M-2302-1881-TFC247WF-W276-V03

Eurofins Product Service GmbH
 Storkower Str. 38c, D-15526 Reichenwalde, Germany

Emissions in nonrestricted frequency bands at the Band-edge

Project Number: G0M-2302-1881
 Applicant: u-blox AG
 Model Description: Host-based multiradio module
 Model: MAYA-W276-00B
 Test Sample ID: 43211
 Reference Standards: FCC 15.247, RSS-247
 Reference Method: ANSI C63.10:2013, Section 11.11
 Operational Mode: IEEE 802.11 n HT40, Channel: 3, 2422 MHz
 Operating Conditions: Tnom/Vnom
 Operator: Radwan Jaafar
 Test Site: Eurofins Product Service GmbH
 Test Date: 2023-04-11
 Antenna port: 1
 Note: Data Rate = MCS 6 (worst case)
 Band-edge Lower
 In-band Frequency [MHz]: 2405.776
 Max. in-band Level [dBm/100 kHz]: 0.228
 Out-of-band Frequency [MHz]: 2398.504
 Max. out-of-band Level [dBm/100 kHz]: -36.805
 Attenuation [dB]: -37.03



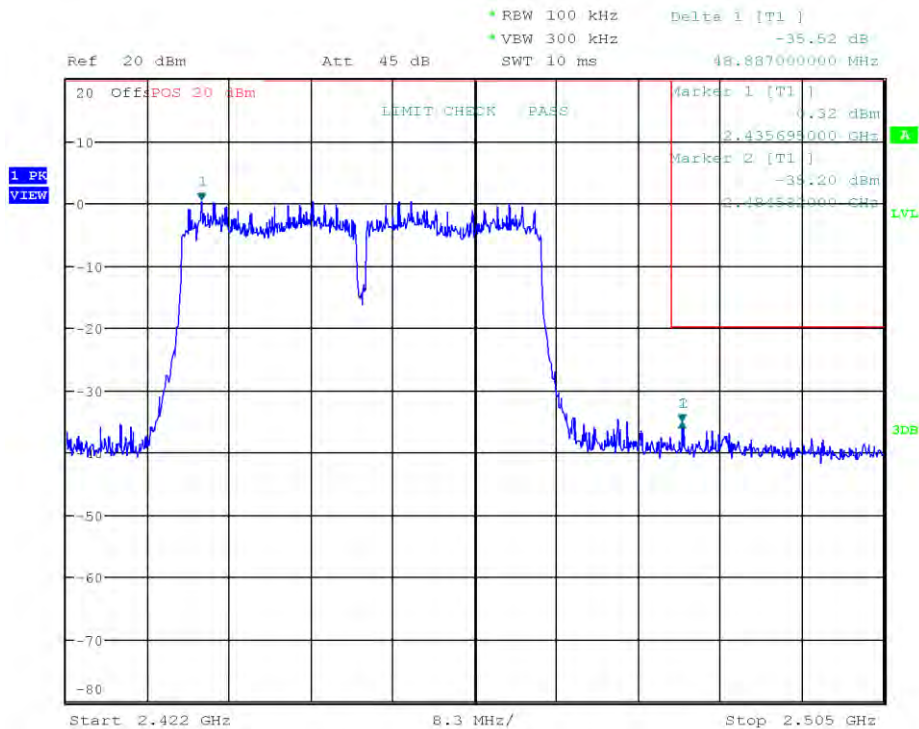
Date: 11.APR.2023 14:31:01

Test Report No.: G0M-2302-1881-TFC247WF-W276-V03

Eurofins Product Service GmbH
 Storkower Str. 38c, D-15526 Reichenwalde, Germany

Emissions in nonrestricted frequency bands at the Band-edge

Project Number: G0M-2302-1881
 Applicant: u-blox AG
 Model Description: Host-based multiradio module
 Model: MAYA-W276-00B
 Test Sample ID: 43211
 Reference Standards: FCC 15.247, RSS-247
 Reference Method: ANSI C63.10:2013, Section 11.11
 Operational Mode: IEEE 802.11 n HT40, Channel: 9, 2452 MHz
 Operating Conditions: Tnom/Vnom
 Operator: Radwan Jaafar
 Test Site: Eurofins Product Service GmbH
 Test Date: 2023-04-11
 Antenna port: 1
 Note: Data Rate = MCS 6 (worst case)
 Band-edge Upper
 In-band Frequency [MHz]: 2435.695
 Max. in-band Level [dBm/100 kHz]: 0.317
 Out-of-band Frequency [MHz]: 2484.582
 Max. out-of-band Level [dBm/100 kHz]: -35.202
 Attenuation [dB]: -35.52



Date: 11.APR.2023 14:32:29

Test Report No.: G0M-2302-1881-TFC247WF-W276-V03

Eurofins Product Service GmbH
 Storkower Str. 38c, D-15526 Reichenwalde, Germany

3.7 Test Conditions and Results - Conducted spurious emissions


3.7.1 Information

Test Information	
Reference	FCC § 15.247(d); ISED RSS-247, Issue 2 (section 5.5)
Measurement Uncertainty	± 4.25 dB
Measurement Method	ANSI C63.10 11.11
Operator	Radwan Jaafar
Date	2023-04-11
Note	Power level according to section 1.8 Power setting. Worst cases were considered.

3.7.2 Limits

Limits	
Power Measurement	Out-of-band attenuation [dB]
Peak	20
RMS	30

3.7.3 Setup



3.7.4 Equipment

Test Equipment					
Description	Manufacturer	Model	Identifier	Cal. Date	Cal. Due
Spectrum Analyser	R&S	FSU 26	EF01003	2022-07	2023-07
Cable (CAABR)	Sucoflex	SUCOFLEX 1102EA	EF00779	2023-03	2024-03

3.7.5 Procedure

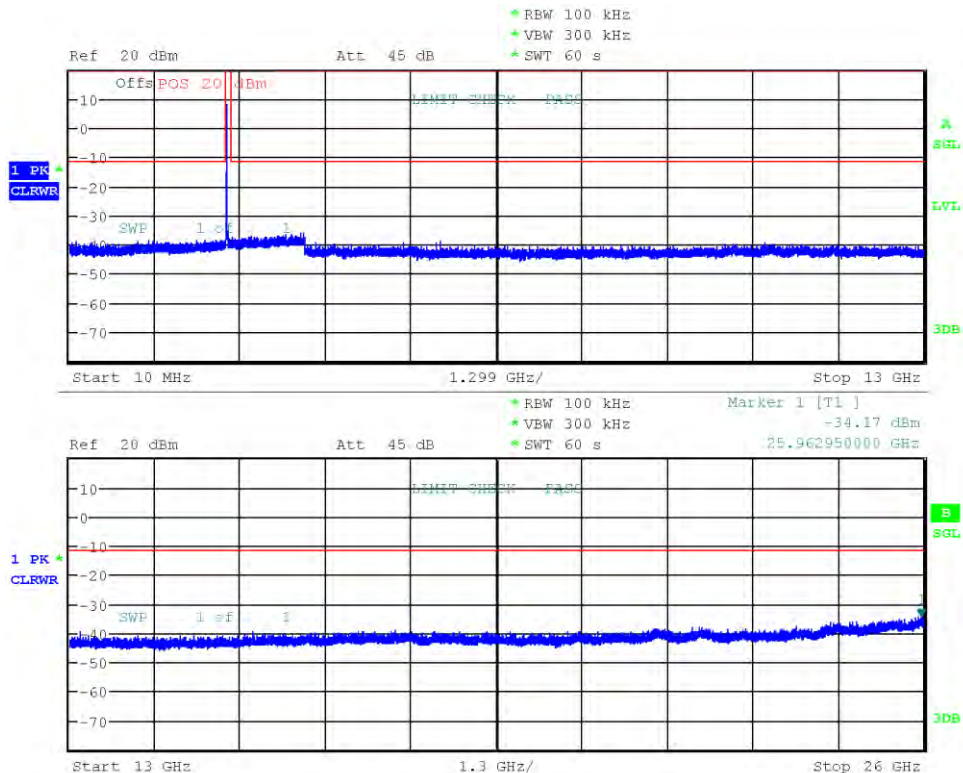
Test Procedure
<ol style="list-style-type: none"> EUT set to test mode (Communication tester is used if needed) Span set around lower band edge and detector is set to peak and max hold Resolution bandwidth is set to 100 kHz Markers are set to peak emission levels outside frequency band

3.7.6 Results

Test Results			
Port	Mode	Channel [MHz]	Verdict
1	DSSS	2412	PASS
1	DSSS	2437	PASS
1	DSSS	2462	PASS
1	OFDM	2412	PASS
1	OFDM	2437	PASS
1	OFDM	2462	PASS
1	HT20	2412	PASS
1	HT20	2437	PASS
1	HT20	2462	PASS
1	HT40	2422	PASS
1	HT40	2437	PASS
1	HT40	2452	PASS

Conducted Spurious Emissions

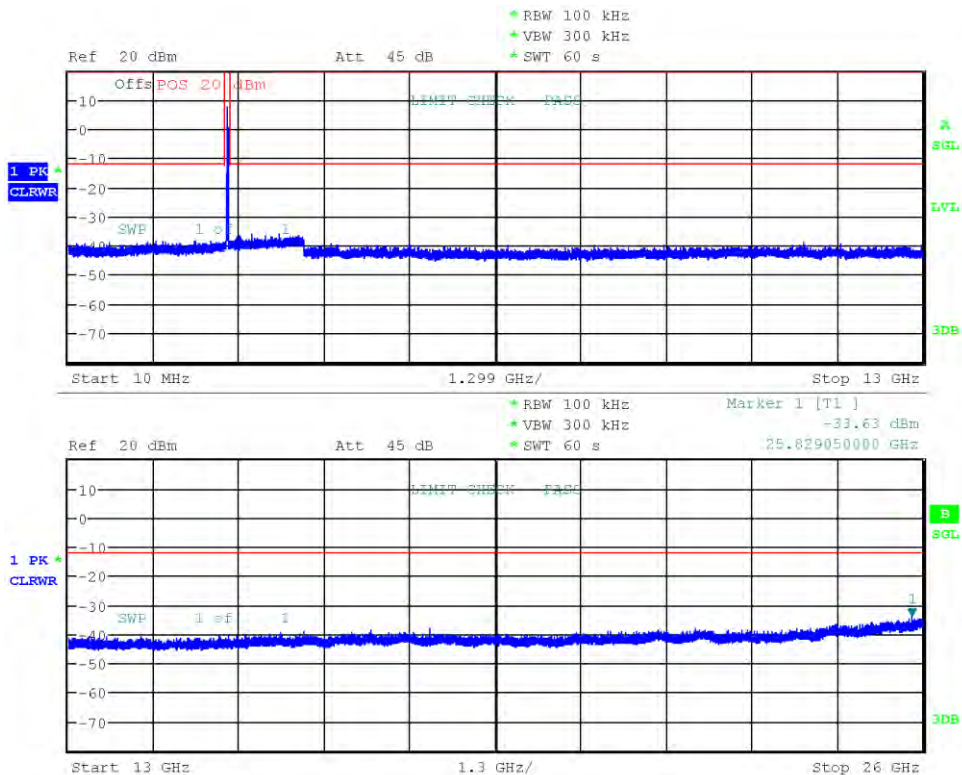
Project Number: G0M-2302-1881
 Applicant: u-blox AG
 Model Description: Host-based multiradio module
 Model: MAYA-W276-00B
 Test Sample ID: 43211
 Reference Standards: FCC 15.247, RSS-247
 Reference Method: ANSI C63.10:2013, Section 11.11
 Operational Mode: IEEE 802.11 b, Channel: 1, 2412 MHz
 Operating Conditions: Tnom/Vnom
 Operator: Radwan Jaafar
 Test Site: Eurofins Product Service GmbH
 Test Date: 2023-04-11
 Antenna port: 1
 Note: Data rate = 5.5 Mbps (worst case)
 Max. in-band Frequency [MHz]: 2412.3
 Max. in-band Level [dBm/100 kHz]: 8.6
 Out-of-band Limit [dBm/100 kHz]: -11.4



Date: 11.APR.2023 15:04:43

Conducted Spurious Emissions

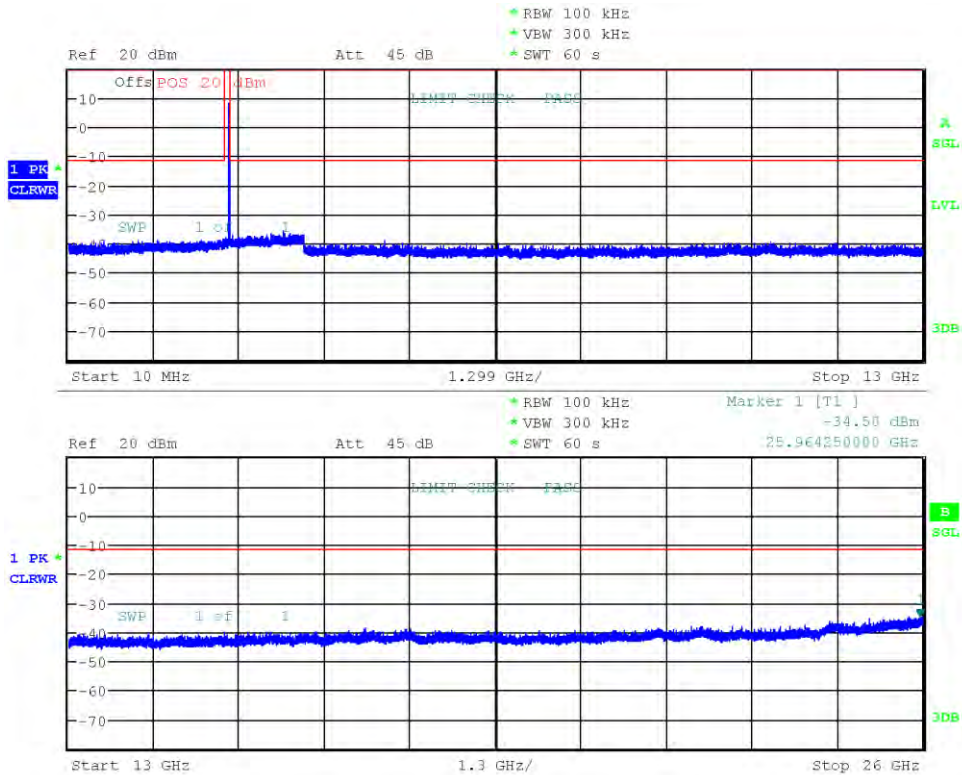
Project Number: G0M-2302-1881
 Applicant: u-blox AG
 Model Description: Host-based multiradio module
 Model: MAYA-W276-00B
 Test Sample ID: 43211
 Reference Standards: FCC 15.247, RSS-247
 Reference Method: ANSI C63.10:2013, Section 11.11
 Operational Mode: IEEE 802.11 b, Channel: 6, 2437 MHz
 Operating Conditions: Tnom/Vnom
 Operator: Radwan Jaafar
 Test Site: Eurofins Product Service GmbH
 Test Date: 2023-04-11
 Antenna port: 1
 Note: Data rate = 5.5 Mbps (worst case)
 Max. in-band Frequency [MHz]: 2435.4
 Max. in-band Level [dBm/100 kHz]: 8.4
 Out-of-band Limit [dBm/100 kHz]: -11.6



Date: 11.APR.2023 15:12:35

Conducted Spurious Emissions

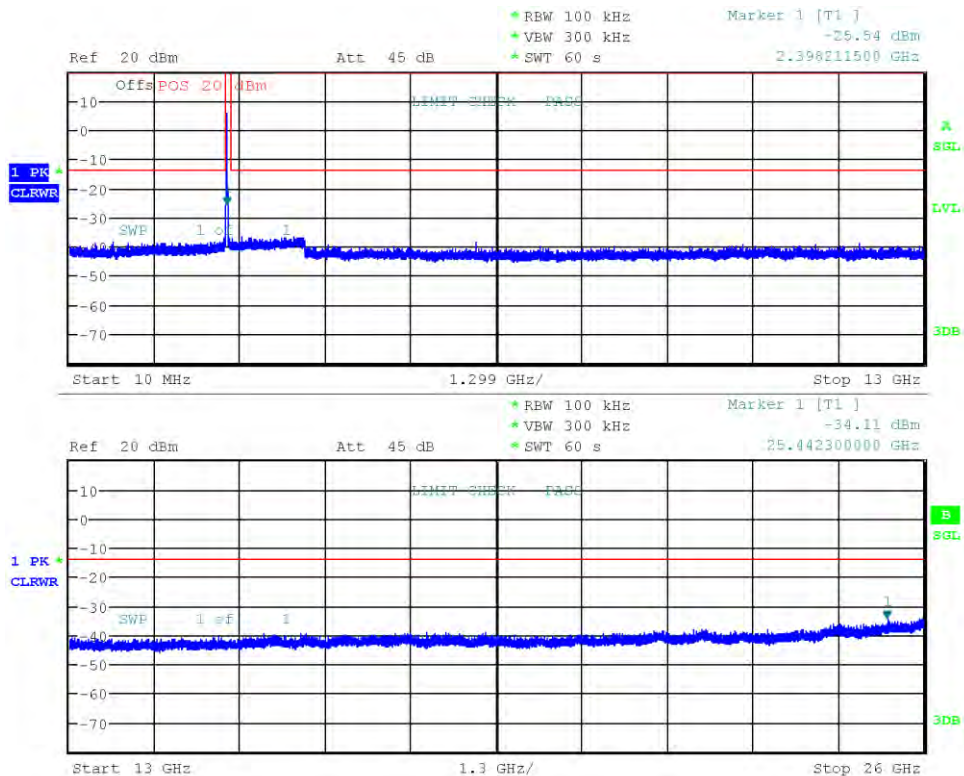
Project Number: G0M-2302-1881
 Applicant: u-blox AG
 Model Description: Host-based multiradio module
 Model: MAYA-W276-00B
 Test Sample ID: 43211
 Reference Standards: FCC 15.247, RSS-247
 Reference Method: ANSI C63.10:2013, Section 11.11
 Operational Mode: IEEE 802.11 b, Channel: 11, 2462 MHz
 Operating Conditions: Tnom/Vnom
 Operator: Radwan Jaafar
 Test Site: Eurofins Product Service GmbH
 Test Date: 2023-04-11
 Antenna port: 1
 Note: Data rate = 5.5 Mbps (worst case)
 Max. in-band Frequency [MHz]: 2462.3
 Max. in-band Level [dBm/100 kHz]: 8.6
 Out-of-band Limit [dBm/100 kHz]: -11.4



Date: 11.APR.2023 15:18:13

Conducted Spurious Emissions

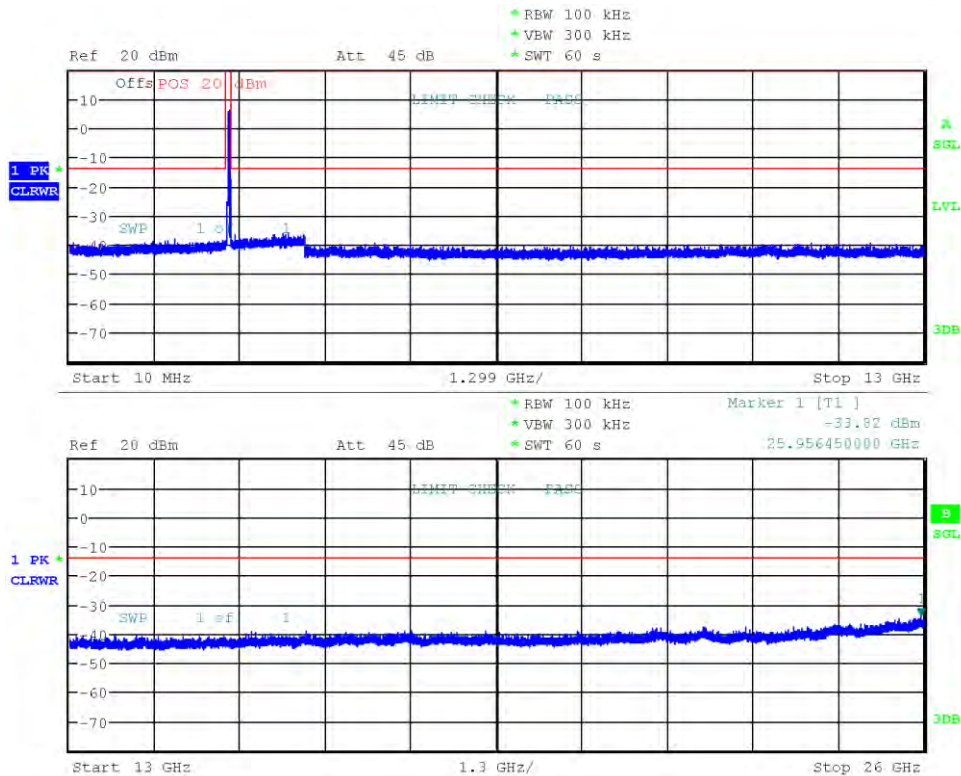
Project Number: G0M-2302-1881
 Applicant: u-blox AG
 Model Description: Host-based multiradio module
 Model: MAYA-W276-00B
 Test Sample ID: 43211
 Reference Standards: FCC 15.247, RSS-247
 Reference Method: ANSI C63.10:2013, Section 11.11
 Operational Mode: IEEE 802.11 g, Channel: 1, 2412 MHz
 Operating Conditions: Tnom/Vnom
 Operator: Radwan Jaafar
 Test Site: Eurofins Product Service GmbH
 Test Date: 2023-04-11
 Antenna port: 1
 Note: Data rate = 48 Mbps (worst case)
 Max. in-band Frequency [MHz]: 2414.5
 Max. in-band Level [dBm/100 kHz]: 6.3
 Out-of-band Limit [dBm/100 kHz]: -13.7



Date: 11.APR.2023 15:25:06

Conducted Spurious Emissions

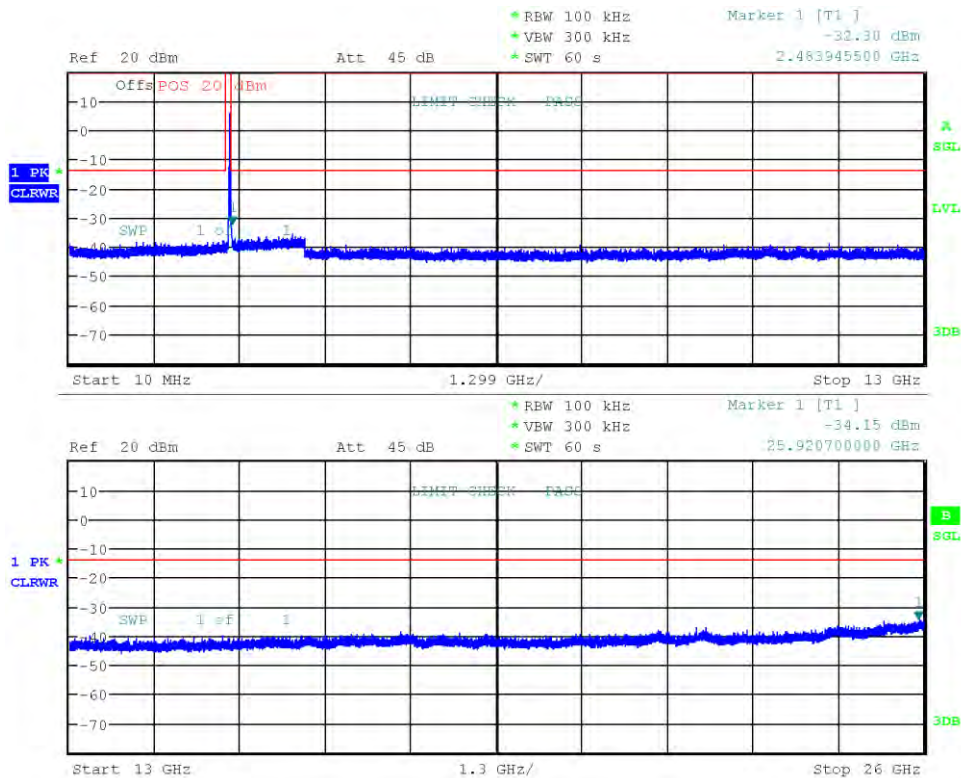
Project Number: G0M-2302-1881
 Applicant: u-blox AG
 Model Description: Host-based multiradio module
 Model: MAYA-W276-00B
 Test Sample ID: 43211
 Reference Standards: FCC 15.247, RSS-247
 Reference Method: ANSI C63.10:2013, Section 11.11
 Operational Mode: IEEE 802.11 g, Channel: 6, 2437 MHz
 Operating Conditions: Tnom/Vnom
 Operator: Radwan Jaafar
 Test Site: Eurofins Product Service GmbH
 Test Date: 2023-04-11
 Antenna port: 1
 Note: Data rate = 48 Mbps (worst case)
 Max. in-band Frequency [MHz]: 2439.5
 Max. in-band Level [dBm/100 kHz]: 6.3
 Out-of-band Limit [dBm/100 kHz]: -13.7



Date: 11.APR.2023 15:31:04

Conducted Spurious Emissions

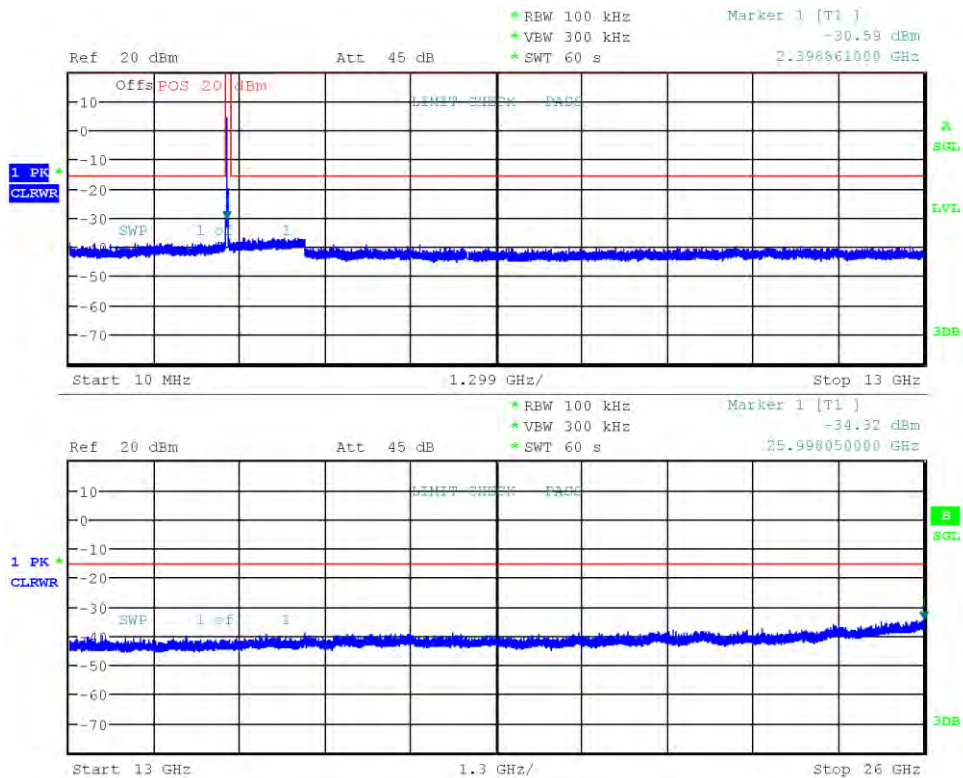
Project Number: G0M-2302-1881
 Applicant: u-blox AG
 Model Description: Host-based multiradio module
 Model: MAYA-W276-00B
 Test Sample ID: 43211
 Reference Standards: FCC 15.247, RSS-247
 Reference Method: ANSI C63.10:2013, Section 11.11
 Operational Mode: IEEE 802.11 g, Channel: 11, 2462 MHz
 Operating Conditions: Tnom/Vnom
 Operator: Radwan Jaafar
 Test Site: Eurofins Product Service GmbH
 Test Date: 2023-04-11
 Antenna port: 1
 Note: Data rate = 48 Mbps (worst case)
 Max. in-band Frequency [MHz]: 2464.5
 Max. in-band Level [dBm/100 kHz]: 6.3
 Out-of-band Limit [dBm/100 kHz]: -13.7



Date: 11.APR.2023 15:37:57

Conducted Spurious Emissions

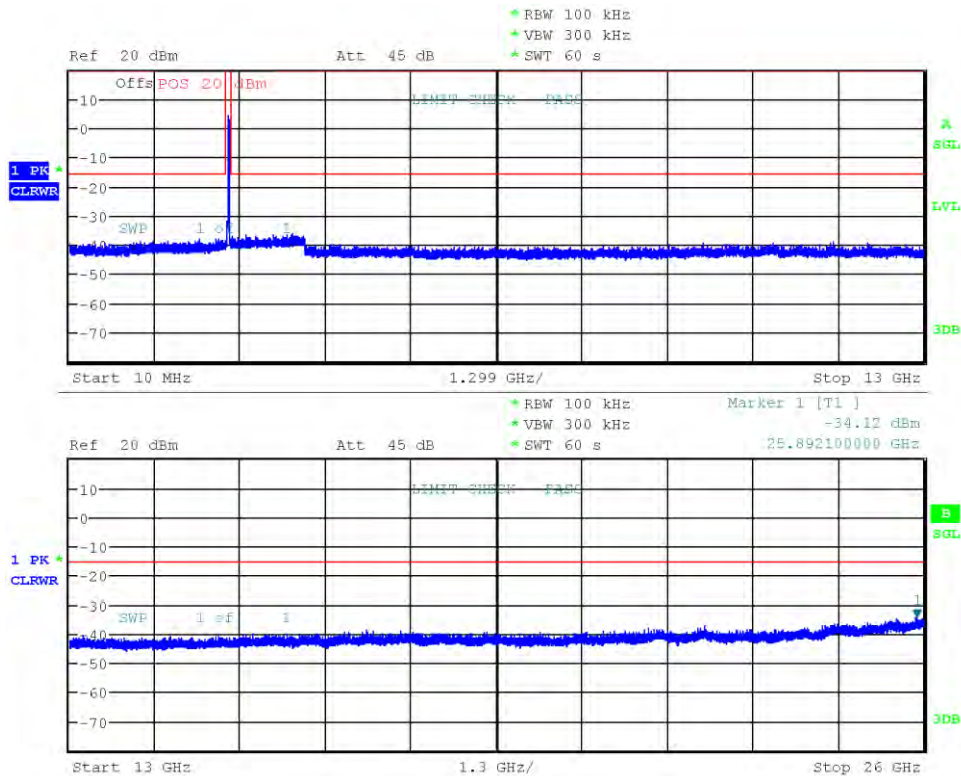
Project Number: G0M-2302-1881
 Applicant: u-blox AG
 Model Description: Host-based multiradio module
 Model: MAYA-W276-00B
 Test Sample ID: 43211
 Reference Standards: FCC 15.247, RSS-247
 Reference Method: ANSI C63.10:2013, Section 11.11
 Operational Mode: IEEE 802.11 n HT20, Channel: 1, 2412 MHz
 Operating Conditions: Tnom/Vnom
 Operator: Radwan Jaafar
 Test Site: Eurofins Product Service GmbH
 Test Date: 2023-04-11
 Antenna port: 1
 Note: Data rate = MCS 7 (worst case)
 Max. in-band Frequency [MHz]: 2414.5
 Max. in-band Level [dBm/100 kHz]: 4.5
 Out-of-band Limit [dBm/100 kHz]: -15.5



Date: 11.APR.2023 15:45:59

Conducted Spurious Emissions

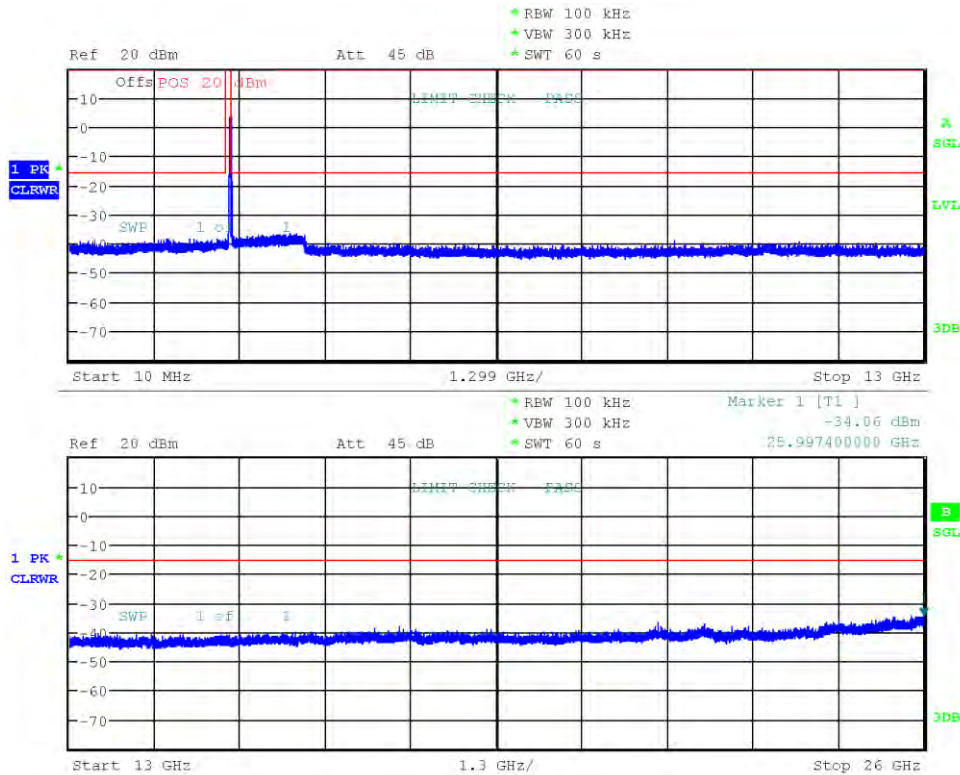
Project Number: G0M-2302-1881
 Applicant: u-blox AG
 Model Description: Host-based multiradio module
 Model: MAYA-W276-00B
 Test Sample ID: 43211
 Reference Standards: FCC 15.247, RSS-247
 Reference Method: ANSI C63.10:2013, Section 11.11
 Operational Mode: IEEE 802.11 n HT20, Channel: 6, 2437 MHz
 Operating Conditions: Tnom/Vnom
 Operator: Radwan Jaafar
 Test Site: Eurofins Product Service GmbH
 Test Date: 2023-04-11
 Antenna port: 1
 Note: Data rate = MCS 7 (worst case)
 Max. in-band Frequency [MHz]: 2439.5
 Max. in-band Level [dBm/100 kHz]: 4.6
 Out-of-band Limit [dBm/100 kHz]: -15.4



Date: 11.APR.2023 15:54:44

Conducted Spurious Emissions

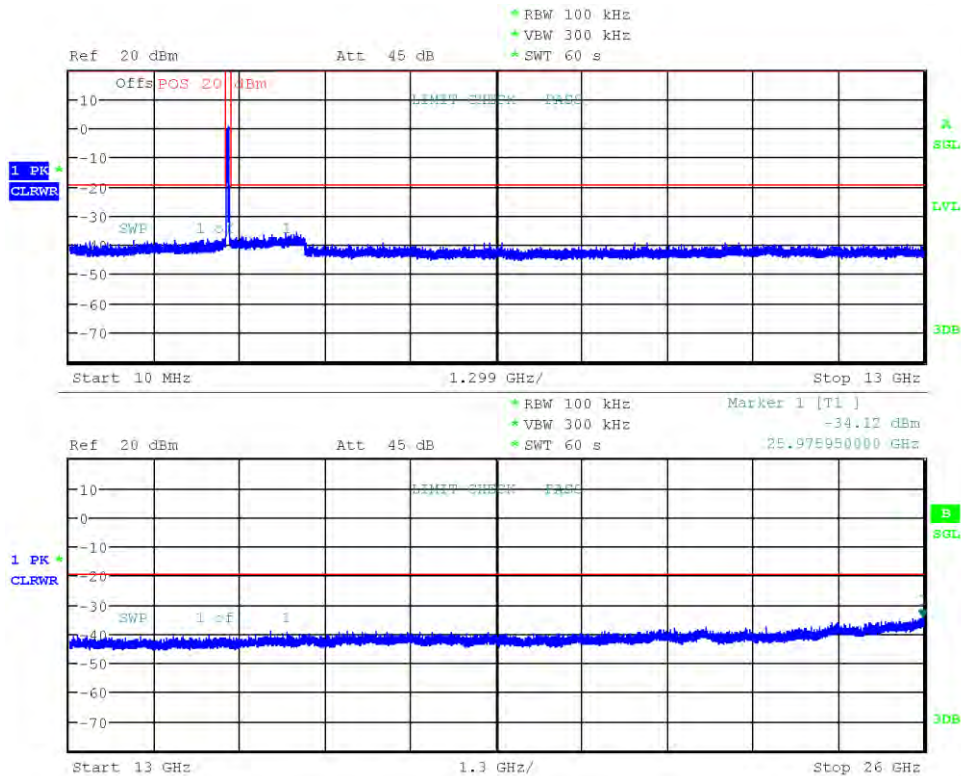
Project Number: G0M-2302-1881
 Applicant: u-blox AG
 Model Description: Host-based multiradio module
 Model: MAYA-W276-00B
 Test Sample ID: 43211
 Reference Standards: FCC 15.247, RSS-247
 Reference Method: ANSI C63.10:2013, Section 11.11
 Operational Mode: IEEE 802.11 n HT20, Channel: 11, 2462 MHz
 Operating Conditions: Tnom/Vnom
 Operator: Radwan Jaafar
 Test Site: Eurofins Product Service GmbH
 Test Date: 2023-04-11
 Antenna port: 1
 Note: Data rate = MCS 7 (worst case)
 Max. in-band Frequency [MHz]: 2464.5
 Max. in-band Level [dBm/100 kHz]: 4.5
 Out-of-band Limit [dBm/100 kHz]: -15.5



Date: 11.APR.2023 16:03:30

Conducted Spurious Emissions

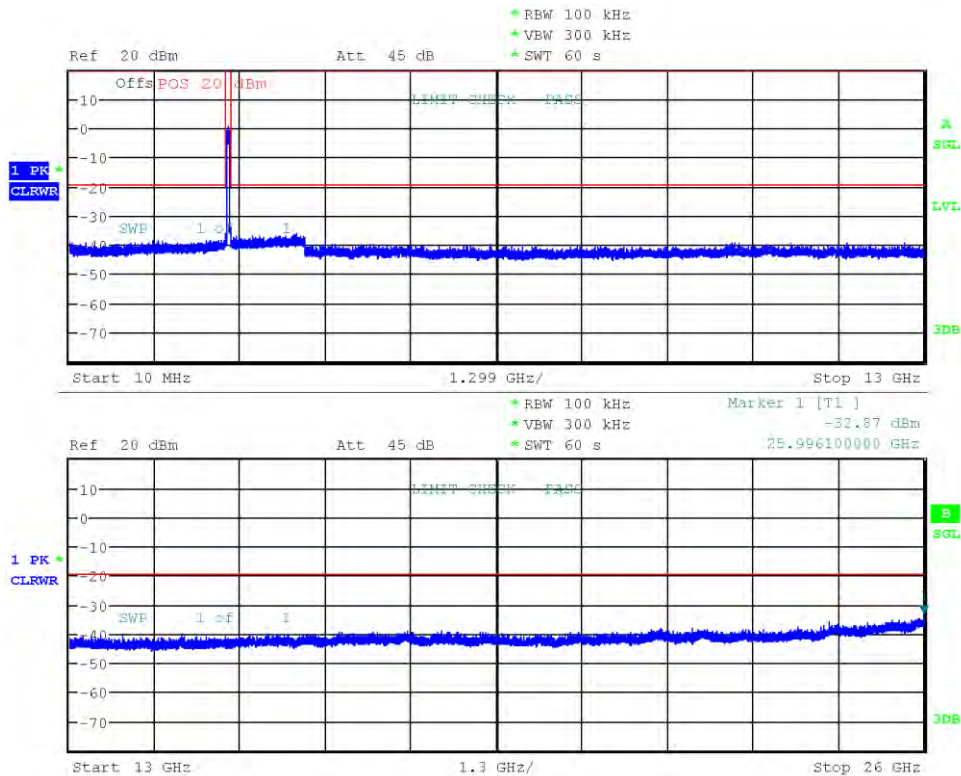
Project Number: G0M-2302-1881
 Applicant: u-blox AG
 Model Description: Host-based multiradio module
 Model: MAYA-W276-00B
 Test Sample ID: 43211
 Reference Standards: FCC 15.247, RSS-247
 Reference Method: ANSI C63.10:2013, Section 11.11
 Operational Mode: IEEE 802.11 n HT40, Channel: 3, 2422 MHz
 Operating Conditions: Tnom/Vnom
 Operator: Radwan Jaafar
 Test Site: Eurofins Product Service GmbH
 Test Date: 2023-04-11
 Antenna port: 1
 Note: Data rate = MCS 6 (worst case)
 Max. in-band Frequency [MHz]: 2427.0
 Max. in-band Level [dBm/100 kHz]: 0.4
 Out-of-band Limit [dBm/100 kHz]: -19.6



Date: 11.APR.2023 16:13:17

Conducted Spurious Emissions

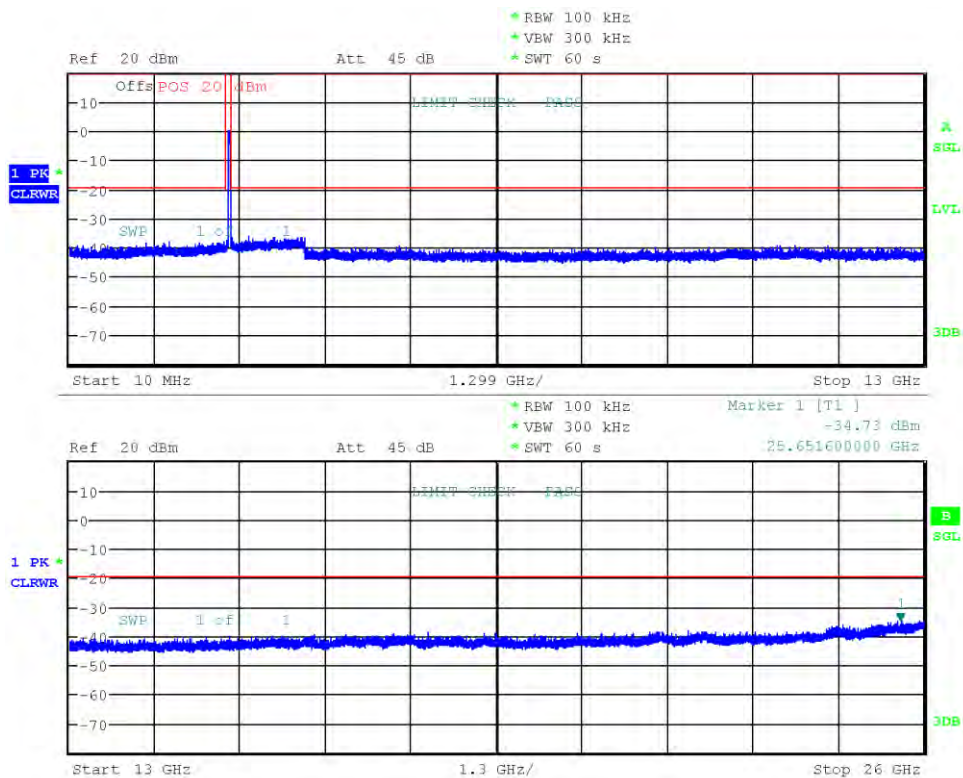
Project Number: G0M-2302-1881
 Applicant: u-blox AG
 Model Description: Host-based multiradio module
 Model: MAYA-W276-00B
 Test Sample ID: 43211
 Reference Standards: FCC 15.247, RSS-247
 Reference Method: ANSI C63.10:2013, Section 11.11
 Operational Mode: IEEE 802.11 n HT40, Channel: 6, 2437 MHz
 Operating Conditions: Tnom/Vnom
 Operator: Radwan Jaafar
 Test Site: Eurofins Product Service GmbH
 Test Date: 2023-04-11
 Antenna port: 1
 Note: Data rate = MCS 7 (worst case)
 Max. in-band Frequency [MHz]: 2420.7
 Max. in-band Level [dBm/100 kHz]: 0.4
 Out-of-band Limit [dBm/100 kHz]: -19.6



Date: 11.APR.2023 16:18:18

Conducted Spurious Emissions

Project Number: G0M-2302-1881
 Applicant: u-blox AG
 Model Description: Host-based multiradio module
 Model: MAYA-W276-00B
 Test Sample ID: 43211
 Reference Standards: FCC 15.247, RSS-247
 Reference Method: ANSI C63.10:2013, Section 11.11
 Operational Mode: IEEE 802.11 n HT40, Channel: 9, 2452 MHz
 Operating Conditions: Tnom/Vnom
 Operator: Radwan Jaafar
 Test Site: Eurofins Product Service GmbH
 Test Date: 2023-04-11
 Antenna port: 1
 Note: Data rate = MCS 6 (worst case)
 Max. in-band Frequency [MHz]: 2435.7
 Max. in-band Level [dBm/100 kHz]: 0.4
 Out-of-band Limit [dBm/100 kHz]: -19.6



Date: 11.APR.2023 16:26:07

3.8 Test Conditions and Results - Transmitter radiated emissions

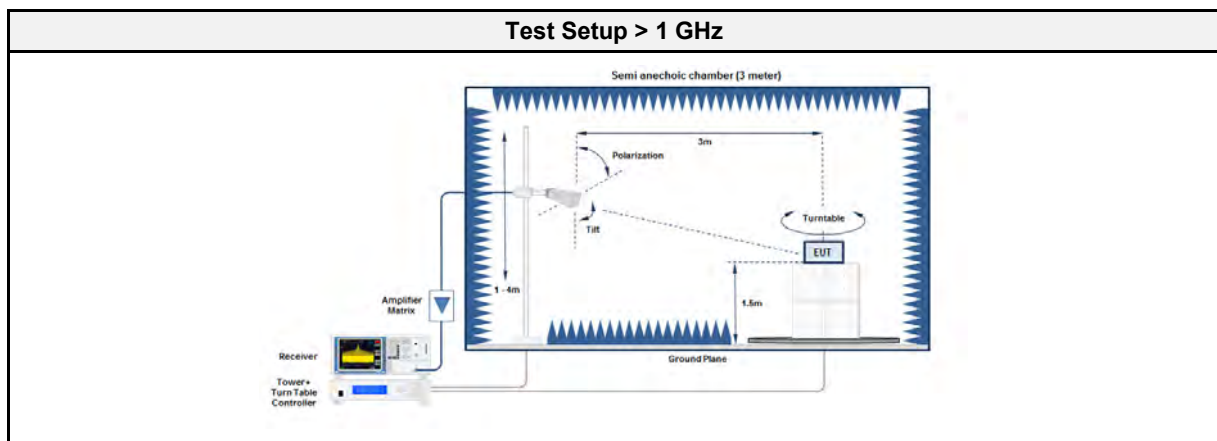
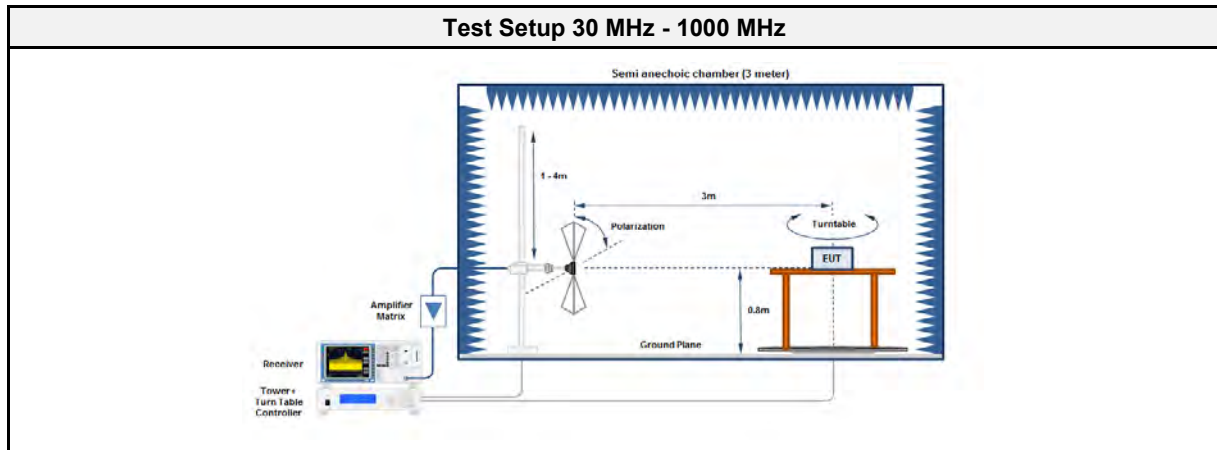
3.8.1 Information

Test Information	
Reference	FCC § 15.247(d); FCC § 15.209; ISSED RSS-Gen, Issue 5 A2 (section 6.13)
Measurement Uncertainty	± 5.95 dB
Measurement Method	ANSI C63.10 6.4, 6.5, 6.6, 11.12
Operator	Godson Offorji + Azamat Ibraimov
Date	2023-04-12 – 2023-04-19

3.8.2 Limits

Limits			
Frequency range [MHz]	Detector	Field strength [μ V/m]	Measurement distance [m]
0.009 - 0.09	Average	2400/F[kHz]	300
0.09 - 0.110	Quasi-Peak	2400/F[kHz]	300
0.110 - 0.490	Average	2400/F[kHz]	300
0.490 - 1.705	Quasi-Peak	24000/F[kHz]	30
1.705 - 30.0	Quasi-Peak	30	30
30 - 88	Quasi-Peak	100	3
88 - 216	Quasi-Peak	150	3
216 - 960	Quasi-Peak	200	3
960 - 1000	Quasi-Peak	500	3
>1000	Average	500	3

3.8.3 Setup



3.8.4 Equipment

Test Software			
Description	Manufacturer	Name	Version
EMC Software	DARE Instruments	RadiMation	2020.1.8

Test Equipment 30 MHz - 1000 MHz					
Description	Manufacturer	Model	Identifier	Cal. Date	Cal. Due
Anechoic Chamber	Frankonia	AC1	EF00062	2022-11	2025-11
Measurement Receiver	Agilent	N9038A-526/WXP	EF01070	2023-02	2024-02
Antenna	Schwarzbeck	VULB 9168	EF01824	2022-10	2023-10

Test Equipment > 1 GHz					
Description	Manufacturer	Model	Identifier	Cal. Date	Cal. Due
Anechoic Chamber	Frankonia	AC2	EF01616	2022-10	2023-10
Spectrum analyzer	R&S	FSW43	EF00896	2022-08	2023-08
Antenna	Schwarzbeck	BBHA 9120B	EF01678	2021-03	2024-03
Antenna	Schwarzbeck	HWRD 650	EF01679	2021-03	2024-03
Antenna	Amplifier Research	AT4560	EF00302	2021-06	2023-06

3.8.5 Procedure

Test Procedure 30 MHz - 1000 MHz	
1.	EUT is placed on a non conducting support at the center of a turn table 0.8 m above the ground
2.	EUT set to test mode
3.	The receiver is set to peak detection with max hold
4.	The EUT is rotated through 360° and the height of the antenna is varied from 1 m to 4 m
5.	All significant emissions are measured again using the corresponding final detector

Test Procedure > 1 GHz	
1.	EUT is placed on a non conducting support at the center of a turn table 1.5 m above the ground
2.	EUT set to test mode
3.	The receiver is set to peak detection with max hold
4.	The EUT is rotated through 360° and the height of the antenna is varied from 1 m to 4 m
5.	All significant emissions are measured again using the corresponding final detector

3.8.6 Results

Test Results – DSSS with Antenna 1 (External, ANT-DB1-RAF-SMA)						
Channel [MHz]	Emission [MHz]	Level [dBµV/m]	Det.	Pol.	Limit [dBµV/m]	Margin [dB]
2412	2326.1	43.83	avg	ver	54.00	-10.17
2412	4824	49.84	avg	ver	54.00	-04.16
2412	17840	32.42	avg	ver	54.00	-21.58
2437	4874	50.77	avg	ver	54.00	-03.23
2437	7319.2	35.40	avg	ver	54.00	-18.60
2437	17829	32.35	avg	ver	54.00	-21.65
2462	1280	32.06	avg	hor	54.00	-21.94
2462	2486	57.77	pk	ver	74.00	-16.23
2462	2486	47.77	avg	ver	54.00	-06.23
2462	2487.7	55.44	pk	hor	74.00	-18.56
2462	2487.7	49.20	avg	hor	54.00	-04.80
2462	4924	49.50	avg	ver	54.00	-04.50
2462	7386	34.69	avg	ver	54.00	-19.31
2462	17811	32.92	avg	ver	54.00	-21.08

Note: Emissions with an absolute margin greater than 22 dB are omitted for readability

Test Results – OFDM with Antenna 1 (External, ANT-DB1-RAF-SMA)						
Channel [MHz]	Emission [MHz]	Level [dBµV/m]	Det.	Pol.	Limit [dBµV/m]	Margin [dB]
2412	4829.9	33.36	avg	ver	54.00	-20.64
2412	7743.2	32.31	avg	ver	54.00	-21.69
2412	2389.9	65.42	pk	hor	74.00	-08.58
2412	2389.9	44.20	avg	hor	54.00	-09.80
2412	2390	67.06	pk	ver	74.00	-06.94
2412	2390	45.30	avg	ver	54.00	-08.70
2437	1440.1	29.53	avg	ver	54.00	-24.47
2437	4876	35.49	avg	ver	54.00	-18.51
2462	1280	35.84	avg	ver	54.00	-18.16
2462	1440	32.03	avg	ver	54.00	-21.97
2462	2483.8	72.04	pk	ver	74.00	-01.96
2462	2483.8	47.85	avg	ver	54.00	-06.15

2462	2484.2	66.11	pk	hor	74.00	-07.89
2462	2484.2	44.21	avg	hor	54.00	-09.79
2462	4925	34.22	avg	ver	54.00	-19.78
2462	17837	32.92	avg	ver	54.00	-21.08

Note: Emissions with an absolute margin greater than 22 dB are omitted for readability

Test Results - HT20 with Antenna 1 (External, ANT-DB1-RAF-SMA)						
Channel [MHz]	Emission [MHz]	Level [dBµV/m]	Det.	Pol.	Limit [dBµV/m]	Margin [dB]
2412	1119.9	32.06	avg	ver	54.00	-21.94
2412	2389.4	65.79	pk	hor	74.00	-08.21
2412	2389.4	42.73	avg	hor	54.00	-11.27
2412	2389.5	69.45	pk	ver	74.00	-04.55
2412	2389.5	44.72	avg	ver	54.00	-09.28
2412	4824.7	33.07	avg	ver	54.00	-20.93
2412	17835	32.03	avg	ver	54.00	-21.97
2437	4877.5	34.24	avg	ver	54.00	-19.76
2437	7313.1	33.85	avg	ver	54.00	-20.15
2437	17837	32.78	avg	hor	54.00	-21.22
2462	1280	36.04	avg	ver	54.00	-17.96
2462	2483.6	64.81	pk	hor	74.00	-09.19
2462	2483.6	43.65	avg	hor	54.00	-10.35
2462	2483.7	70.83	pk	ver	74.00	-03.17
2462	2483.7	47.28	avg	ver	54.00	-06.72
2462	4923	34.84	avg	ver	54.00	-19.16
2462	7383	32.76	avg	ver	54.00	-21.24
2462	17827	32.32	avg	hor	54.00	-21.68

Note: Emissions with an absolute margin greater than 22 dB are omitted for readability

Test Results - HT40 with Antenna 1 (External, ANT-DB1-RAF-SMA)						
Channel [MHz]	Emission [MHz]	Level [dBµV/m]	Det.	Pol.	Limit [dBµV/m]	Margin [dB]
2422	1440.1	32.64	avg	ver	54.00	-21.36
2422	2389	62.09	pk	ver	74.00	-11.91
2422	2389	41.86	avg	ver	54.00	-12.14
2422	2389.8	63.64	pk	hor	74.00	-10.36
2422	2389.8	42.60	avg	hor	54.00	-11.40
2422	4851.3	32.00	avg	ver	54.00	-22.00
2422	17785	32.74	avg	hor	54.00	-21.26
2437	17811	32.88	avg	hor	54.00	-21.12
2452	1280	34.86	avg	ver	54.00	-19.14
2452	1440	30.81	avg	ver	54.00	-23.19
2452	4905	32.17	avg	ver	54.00	-21.83
2452	17788	32.62	avg	ver	54.00	-21.38
2452	2484.4	68.32	pk	ver	74.00	-05.68
2452	2484.4	46.59	avg	ver	54.00	-07.41
2452	2485.1	67.57	pk	hor	74.00	-06.43
2452	2485.1	44.62	avg	hor	54.00	-09.38

Note: Emissions with an absolute margin greater than 22 dB are omitted for readability



Test Results – DSSS with Antenna 2 (Embedded, custom)						
Channel [MHz]	Emission [MHz]	Level [dBµV/m]	Det.	Pol.	Limit [dBµV/m]	Margin [dB]
2412	132.723	29.20	pk	ver	43.50	-14.36
2412	2389.1	55.94	pk	hor	74.00	-18.06
2412	2389.1	46.46	avg	hor	54.00	-07.54
2412	4818.4	41.32	avg	hor	54.00	-12.68
2437	132.6987	26.80	pk	ver	43.50	-16.70
2437	4868.4	38.33	avg	hor	54.00	-15.67
2462	2488.3	55.78	pk	hor	74.00	-18.22
2462	2488.3	46.93	avg	hor	54.00	-07.07
2462	4929	40.38	avg	ver	54.00	-13.62

Test Results – OFDM with Antenna 2 (Embedded, custom)						
Channel [MHz]	Emission [MHz]	Level [dBµV/m]	Det.	Pol.	Limit [dBµV/m]	Margin [dB]
2412	2389.5	53.39	pk	hor	74.00	-20.61
2412	2389.5	46.06	avg	hor	54.00	-07.94
2412	4823.6	44.00	avg	hor	54.00	-10.00
2437	132.723	27.20	pk	ver	43.50	-16.28
2437	7302.8	35.76	avg	ver	54.00	-18.24
2462	2486.9	55.54	pk	hor	74.00	-18.46
2462	2486.9	43.63	avg	hor	54.00	-10.37
2462	4924	42.68	avg	ver	54.00	-11.32

Test Results - HT20 with Antenna 2 (Embedded, custom)						
Channel [MHz]	Emission [MHz]	Level [dBµV/m]	Det.	Pol.	Limit [dBµV/m]	Margin [dB]
2412	2389.8	63.45	pk	hor	74.00	-10.55
2412	2389.8	48.45	avg	hor	54.00	-05.55
2412	2389.9	57.94	pk	ver	74.00	-16.06
2412	2389.9	43.36	avg	ver	54.00	-10.64
2437	132.6987	27.30	pk	ver	43.50	-16.17
2437	4873.9	42.46	avg	hor	54.00	-11.54
2437	7309.5	32.46	avg	ver	54.00	-21.54
2462	2484.3	62.58	pk	hor	74.00	-11.42
2462	2484.3	52.00	pk	ver	74.00	-22.00
2462	2484.3	49.07	avg	hor	54.00	-04.93
2462	2484.3	44.24	avg	ver	54.00	-09.76
2462	2500	34.32	avg	hor	54.00	-19.68

Test Results - HT40 with Antenna 2 (Embedded, custom)						
Channel [MHz]	Emission [MHz]	Level [dBµV/m]	Det.	Pol.	Limit [dBµV/m]	Margin [dB]
2422	2386.7	63.40	pk	hor	74.00	-10.60
2422	2386.7	50.64	avg	hor	54.00	-03.36
2422	2483.8	33.43	avg	hor	54.00	-20.57
2437	132.723	26.70	pk	ver	43.50	-16.78
2437	2484	56.44	pk	hor	74.00	-17.56
2437	2484	43.38	avg	hor	54.00	-10.62

3.8.7 Setup Photos



EUT Test Setup

Photos deleted - refer to separate photo exhibits

Setup for measurements above 1 GHz

Photos deleted - refer to separate photo exhibits

Setup for measurements above 1 GHz

Photos deleted - refer to separate photo exhibits

EUT Test Setup

Photos deleted - refer to separate photo exhibits

3.9 Test Conditions and Results - Receiver radiated emissions

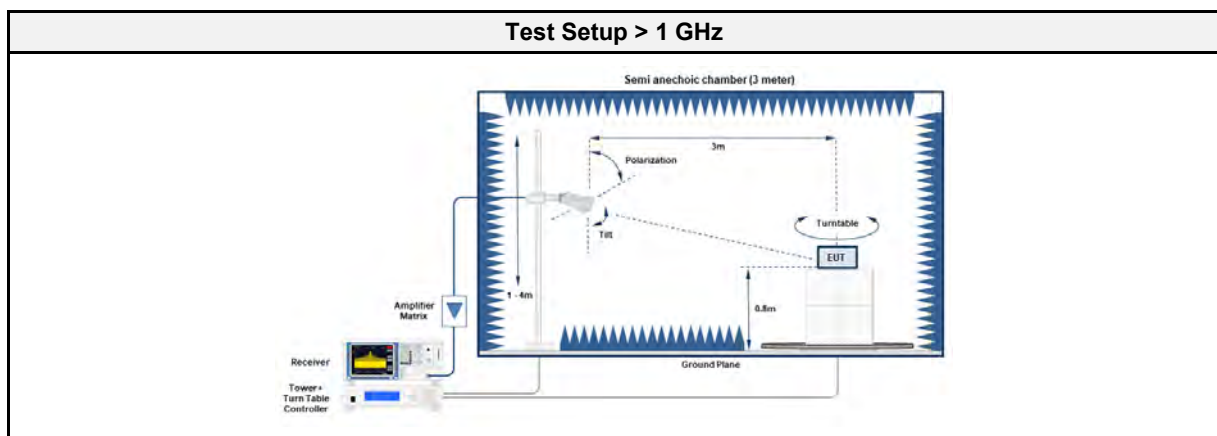
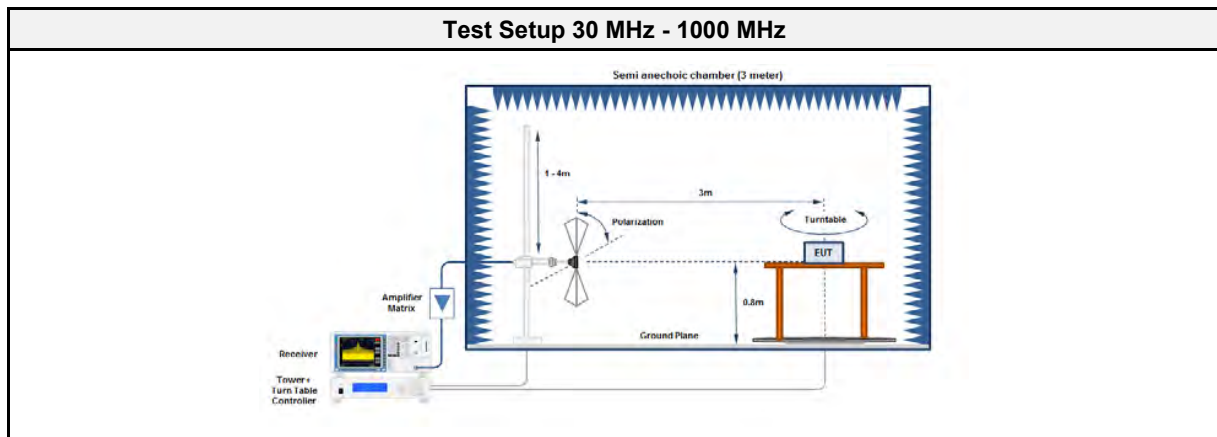
3.9.1 Information

Test Information	
Reference	ISED RSS-247, Issue 2 (section 3.1)
Measurement Uncertainty	± 5.95 dB
Measurement Method	ANSI C63.4-2014 8.1-8.3
Operator	Odai Qawasmeh
Date	2023-04-04

3.9.2 Limits

Limits			
Frequency range [MHz]	Detector	Field strength [$\mu\text{V}/\text{m}$]	Measurement distance [m]
30 - 88	Quasi-Peak	100	3
88 - 216	Quasi-Peak	150	3
216 - 960	Quasi-Peak	200	3
960 - 1000	Quasi-Peak	500	3
>1000	Average	500	3

3.9.3 Setup



3.9.4 Equipment

Test Software			
Description	Manufacturer	Name	Version
EMC Software	DARE Instruments	RadiMation	2020.1.8

Test Equipment 30 MHz - 1000 MHz					
Description	Manufacturer	Model	Identifier	Cal. Date	Cal. Due
Anechoic Chamber	Frankonia	AC1	EF00062	2021-02	2024-02
Measurement Receiver	Agilent	N9038A-526/WXP	EF01070	2021-07	2023-01
Antenna	Schwarzbeck	VULB 9168	EF01824	2022-10	2023-10

Test Equipment > 1 GHz					
Description	Manufacturer	Model	Identifier	Cal. Date	Cal. Due
Anechoic Chamber	Frankonia	AC1	EF01011	2022-06	2025-06
Measurement Receiver	Agilent	N9038A-526/WXP	EF01070	2021-07	2023-01
Antenna	Schwarzbeck	BBHA 9120D	EF01561	2021-11	2024-11
Antenna	Schwarzbeck	HWRD 650	EF01679	2021-03	2024-03

3.9.5 Procedure



Test Procedure
<ol style="list-style-type: none"> EUT is placed on a non conducting support at the center of a turn table 0.8 m above the ground EUT is set to test mode The receiver is set to peak detection with max hold The EUT is rotated through 360° and the height of the antenna is varied from 1 m to 4 m All significant emissions are measured again using the corresponding final detector

3.9.6 Results

Test Results - with Antenna 1 (External, ANT-DB1-RAF-SMA)						
Channel [MHz]	Emission [MHz]	Level [dBμV/m]	Det.	Pol.	Limit [dBμV/m]	Margin [dB]
2437	640.0088	35.20	pk	ver	46.00	-10.81
2437	799.9883	41.80	pk	hor	46.00	-04.17
2437	799.9883	38.40	qpk	hor	46.00	-07.63
2437	1280	37.41	pk	ver	74.00	-36.59
2437	1280	34.81	avg	ver	53.98	-19.17
2437	17855	40.30	pk	ver	74.00	-33.70
2437	17855	32.74	avg	ver	53.98	-21.24

Test Results - with Antenna 2 (Embedded, custom)						
Channel [MHz]	Emission [MHz]	Level [dBμV/m]	Det.	Pol.	Limit [dBμV/m]	Margin [dB]
2437	61.3443	35.00	pk	ver	40.00	-05.00
2437	61.3443	16.60	qpk	ver	40.00	-23.40
2437	6399	46.11	pk	ver	74.00	-27.89
2437	6399	36.40	avg	ver	53.98	-17.58
2437	17076	41.83	pk	ver	74.00	-32.17
2437	17076	27.99	avg	ver	53.98	-25.99

3.9.7 Setup Photos



Setup for measurements above 1 GHz

Photos deleted - refer to separate photo exhibits

Setup for measurements above 1 GHz

Photos deleted - refer to separate photo exhibits

EUT Test Setup

Photos deleted - refer to separate photo exhibits

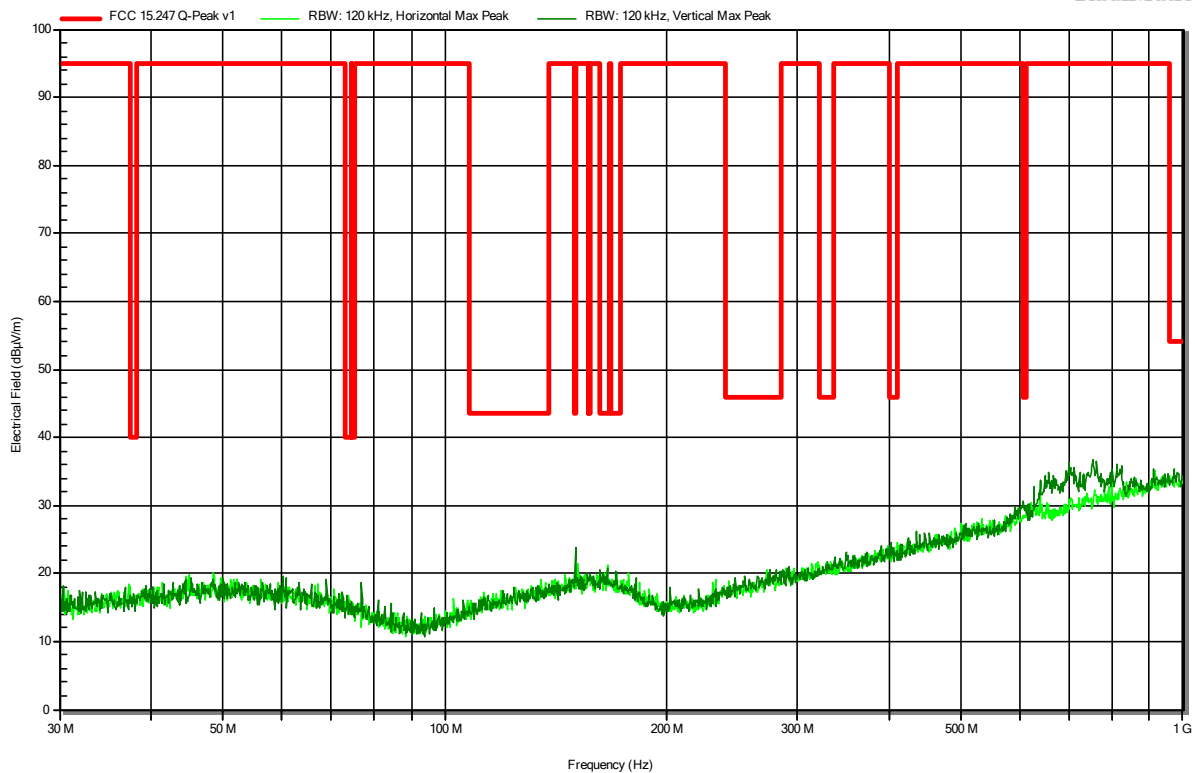
ANNEX A Transmitter spurious emissions with Antenna 1 (External, ANT-DB1-RAF-SMA)

Radiated Spurious Emissions according to 47 CFR Part 15.247

Project Number: G0M-2302-1881
 Applicant: u-blox Malmö AB
 Model Description: Host-based multiradio module
 Model: MAYA-W276-00B
 Test Sample ID: 43211
 Test Site: Eurofins Product Service GmbH
 Operator: A.Ibraimov
 Measurement software: RadiMation, version 2020.1.8
 Test Conditions: Tnom: 22 °Celsius, Vnom: 3.3 VDC
 Antenna: Schwarzbeck VULB 9168
 Measurement distance: 3 m
 Mode: Tx; IEEE 802.11b, CH1, 2412 MHz, BPSK, 5.5 Mbps, DC=99%, Power level 19
 Test Date: 2023-04-19

Index 74

RadiMation

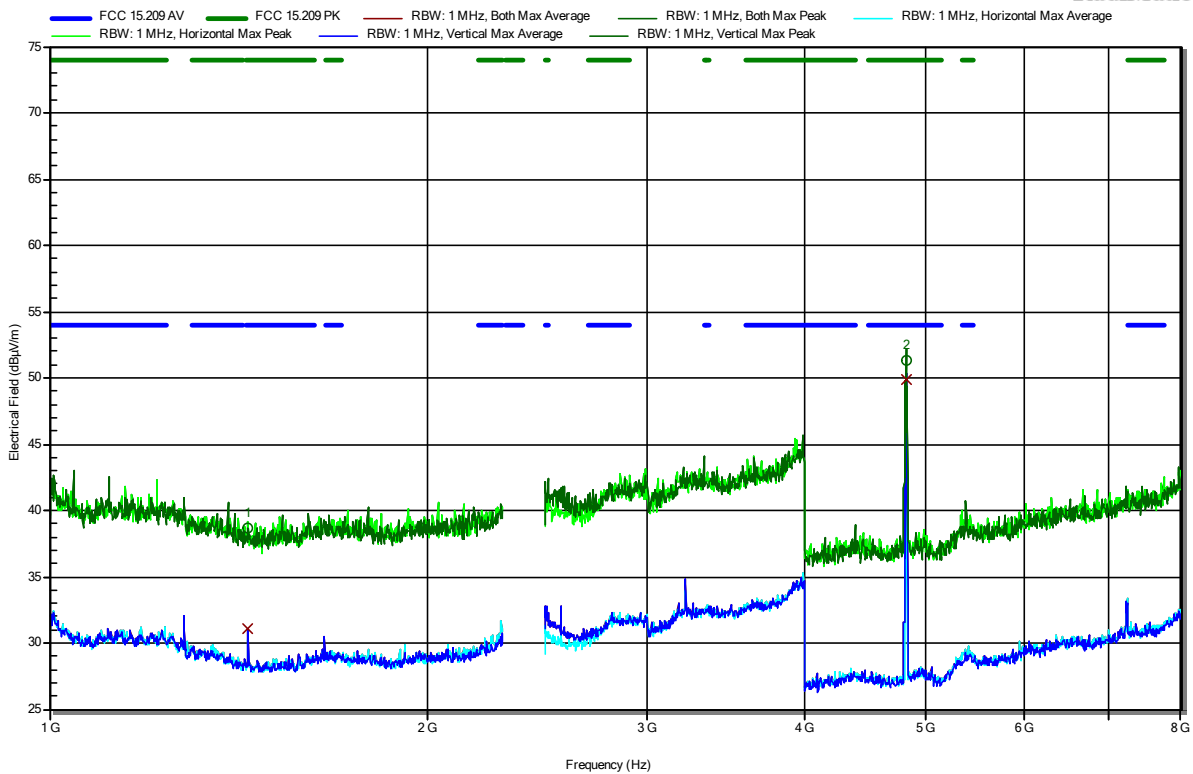


Radiated Spurious Emissions according to 47 CFR Part 15.247

Project Number: G0M-2302-1881
 Applicant: u-blox Malmö AB
 Model Description: Host-based multiradio module
 Model: MAYA-W276-00B
 Test Sample ID: 43211
 Test Site: Eurofins Product Service GmbH
 Operator: Ibraimov Azamat
 Measurement software: RadiMation, version 2020.1.8
 Test Conditions: Tnom: 23 °Celsius, Vnom: 3.3 VDC
 Antenna: Schwarzbeck BBHA 9120B
 Measurement distance: 3 m
 Mode: Tx; IEEE 802.11b, CH1, 2412 MHz, BPSK, 5.5 Mbps, DC=99%, Power level 19
 Test Date: 2023-04-12

Index 9

RadiMation

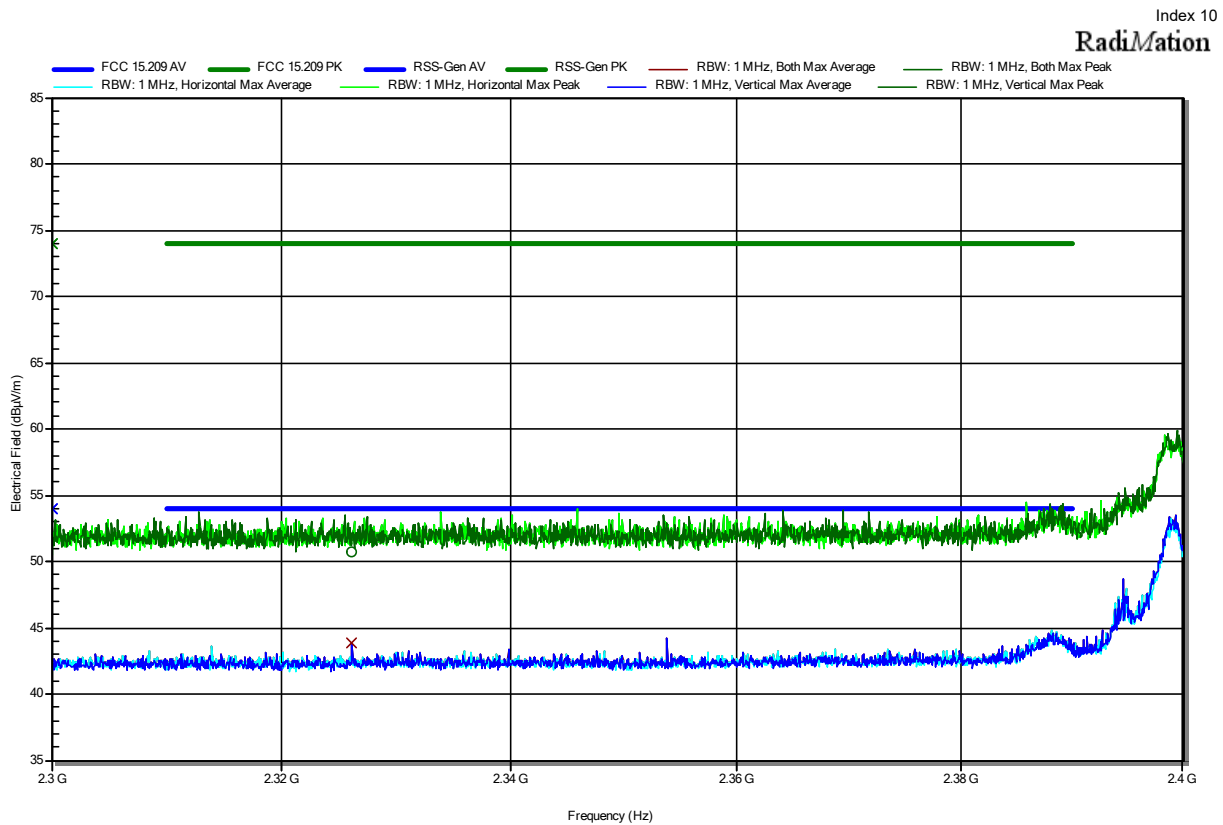


Frequency	Peak	Peak Limit	Peak Difference	Peak Status	Polarization
1.44 GHz	38.67 dBµV/m	74 dBµV/m	-35.33 dB	Pass	Vertical
4.824 GHz	51.34 dBµV/m	74 dBµV/m	-22.66 dB	Pass	Vertical

Frequency	Average	Average Limit	Average Difference	Average Status	Polarization
1.44 GHz	31.05 dBµV/m	54 dBµV/m	-22.95 dB	Pass	Vertical
4.824 GHz	49.84 dBµV/m	54 dBµV/m	-4.16 dB	Pass	Vertical

Radiated Spurious Emissions according to 47 CFR Part 15.247

Project Number: G0M-2302-1881
 Applicant: u-blox Malmö AB
 Model Description: Host-based multiradio module
 Model: MAYA-W276-00B
 Test Sample ID: 43211
 Test Site: Eurofins Product Service GmbH
 Operator: Ibraimov Azamat
 Measurement software: RadiMation, version 2020.1.8
 Test Conditions: Tnom: 23 °Celsius, Vnom: 3.3 VDC
 Antenna: Schwarzbeck BBHA 9120B
 Measurement distance: 3 m
 Mode: Tx; IEEE 802.11b, CH1, 2412 MHz, BPSK, 5.5 Mbps, DC=99%, Power level 19
 Test Date: 2023-04-12



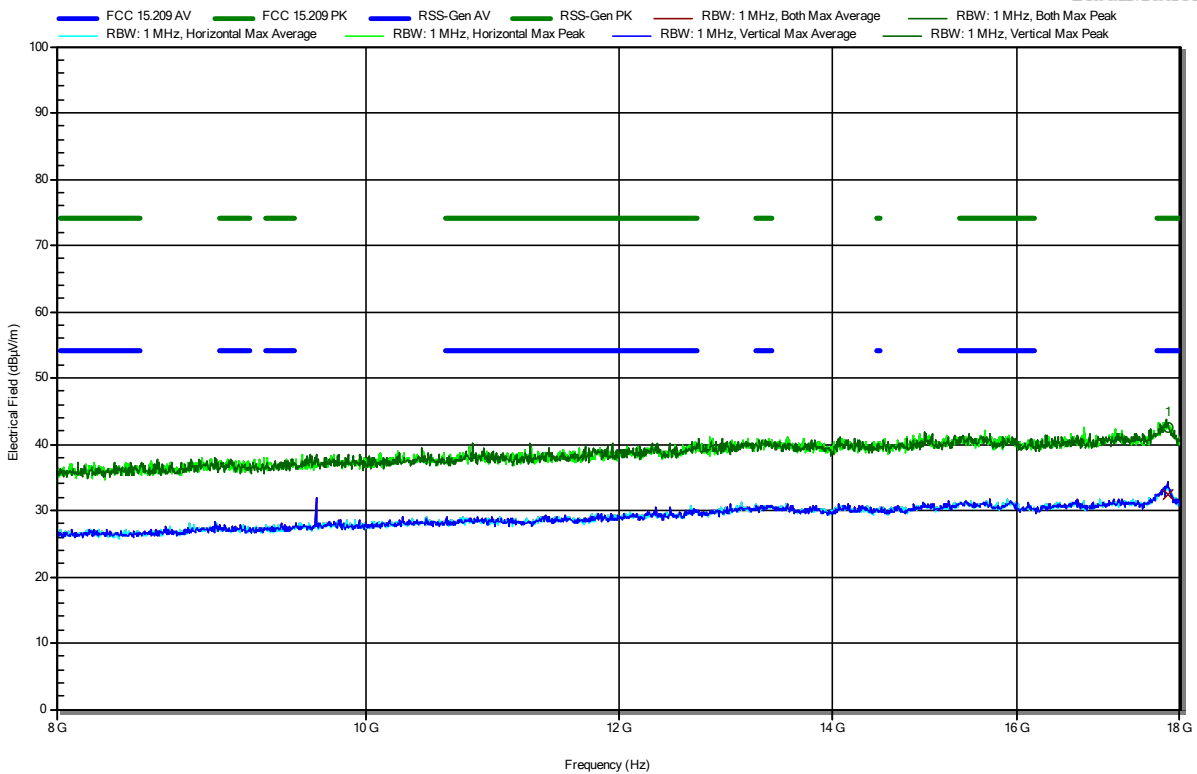
Frequency	Peak	Peak Limit	Peak Difference	Peak Status	Polarization
2.3261 GHz	50.72 dBµV/m	74 dBµV/m	-23.28 dB	Pass	Vertical
Frequency	Average	Average Limit	Average Difference	Average Status	Polarization
2.3261 GHz	43.83 dBµV/m	54 dBµV/m	-10.17 dB	Pass	Vertical

Radiated Spurious Emissions according to 47 CFR Part 15.247

Project Number: G0M-2302-1881
 Applicant: u-blox Malmö AB
 Model Description: Host-based multiradio module
 Model: MAYA-W276-00B
 Test Sample ID: 43211
 Test Site: Eurofins Product Service GmbH
 Operator: Godson Offorji
 Measurement software: RadiMation, version 2020.1.8
 Test Conditions: Tnom: 23 °Celsius, Vnom: 3.3 VDC
 Antenna: Schwarzbeck HWRD 650
 Measurement distance: 3 m
 Mode: Tx; IEEE 802.11b, CH1, 2412 MHz, BPSK, 5.5 Mbps, DC=99%, Power level 19
 Test Date: 2023-04-17

Index 58

RadiMation



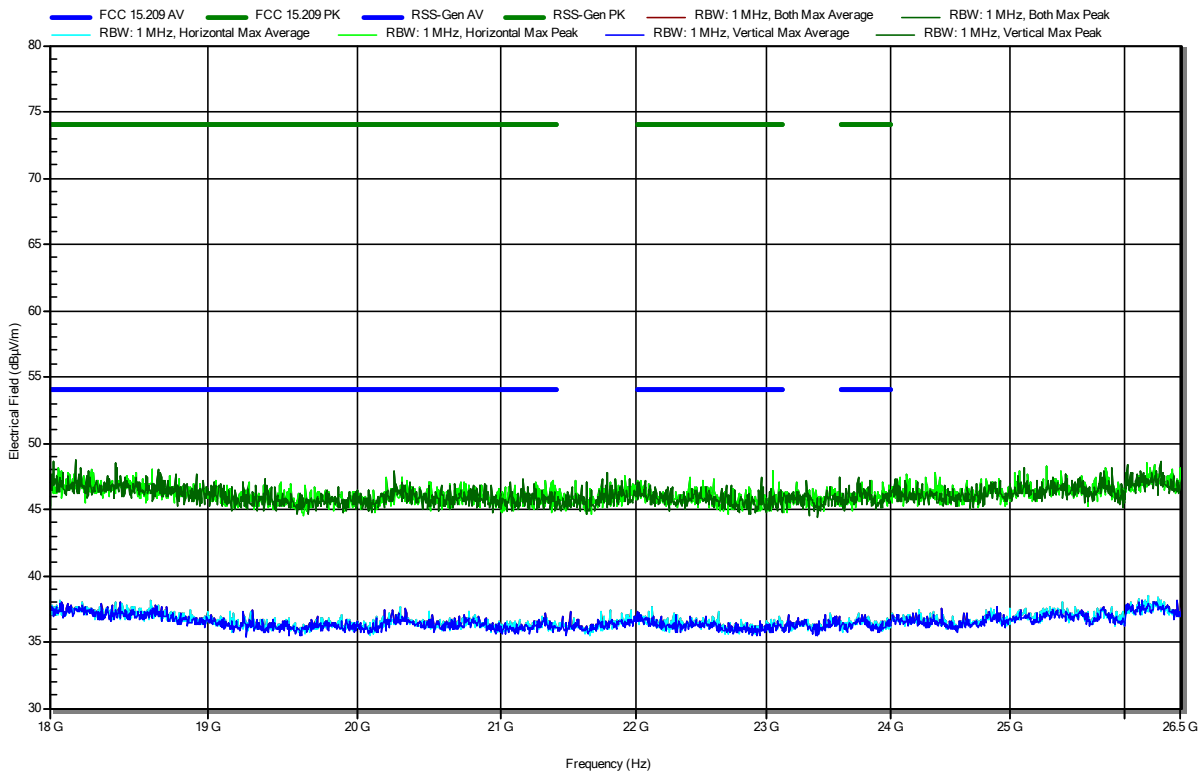
Frequency	Peak	Peak Limit	Peak Difference	Peak Status	Polarization
17.84 GHz	42.47 dBµV/m	74 dBµV/m	-31.53 dB	Pass	Vertical
Frequency	Average	Average Limit	Average Difference	Average Status	Polarization
17.84 GHz	32.42 dBµV/m	54 dBµV/m	-21.58 dB	Pass	Vertical

Radiated Spurious Emissions according to 47 CFR Part 15.247

Project Number: G0M-2302-1881
 Applicant: u-blox Malmö AB
 Model Description: Host-based multiradio module
 Model: MAYA-W276-00B
 Test Sample ID: 43211
 Test Site: Eurofins Product Service GmbH
 Operator: Ibraimov Azamat
 Measurement software: RadiMation, version 2020.1.8
 Test Conditions: Tnom: 23 °Celsius, Vnom: 3.3 VDC
 Antenna: Amplifier Research AT4560
 Measurement distance: 3 m
 Mode: Tx; IEEE 802.11b, CH1, 2412 MHz, BPSK, 5.5 Mbps, DC=99%, Power level 19
 Test Date: 2023-04-18

Index 61

RadiMation

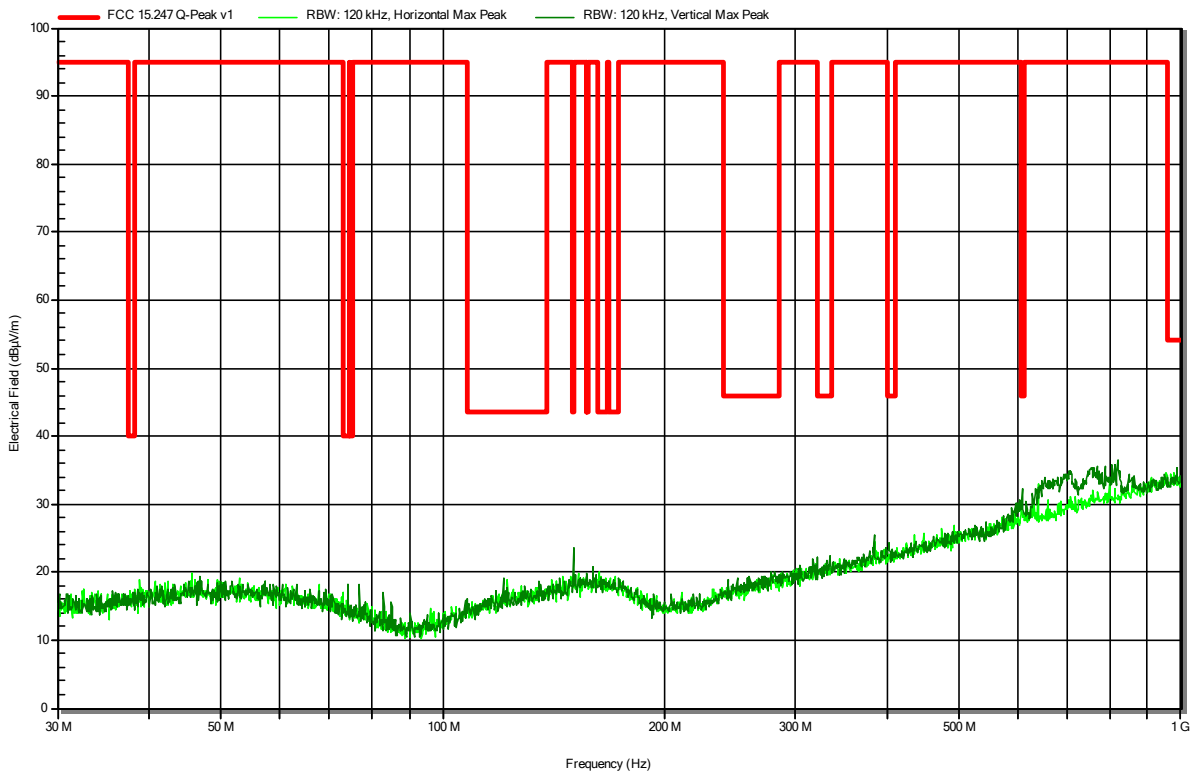


Radiated Spurious Emissions according to 47 CFR Part 15.247

Project Number: G0M-2302-1881
 Applicant: u-blox Malmö AB
 Model Description: Host-based multiradio module
 Model: MAYA-W276-00B
 Test Sample ID: 43211
 Test Site: Eurofins Product Service GmbH
 Operator: A.Ibraimov
 Measurement software: RadiMation, version 2020.1.8
 Test Conditions: Tnom: 22 °Celsius, Vnom: 3.3 VDC
 Antenna: Schwarzbeck VULB 9168
 Measurement distance: 3 m
 Mode: Tx; IEEE 802.11b, CH6, 2437 MHz, BPSK, 5.5 Mbps, DC=99%, Power level 19
 Test Date: 2023-04-19

Index 75

RadiMation

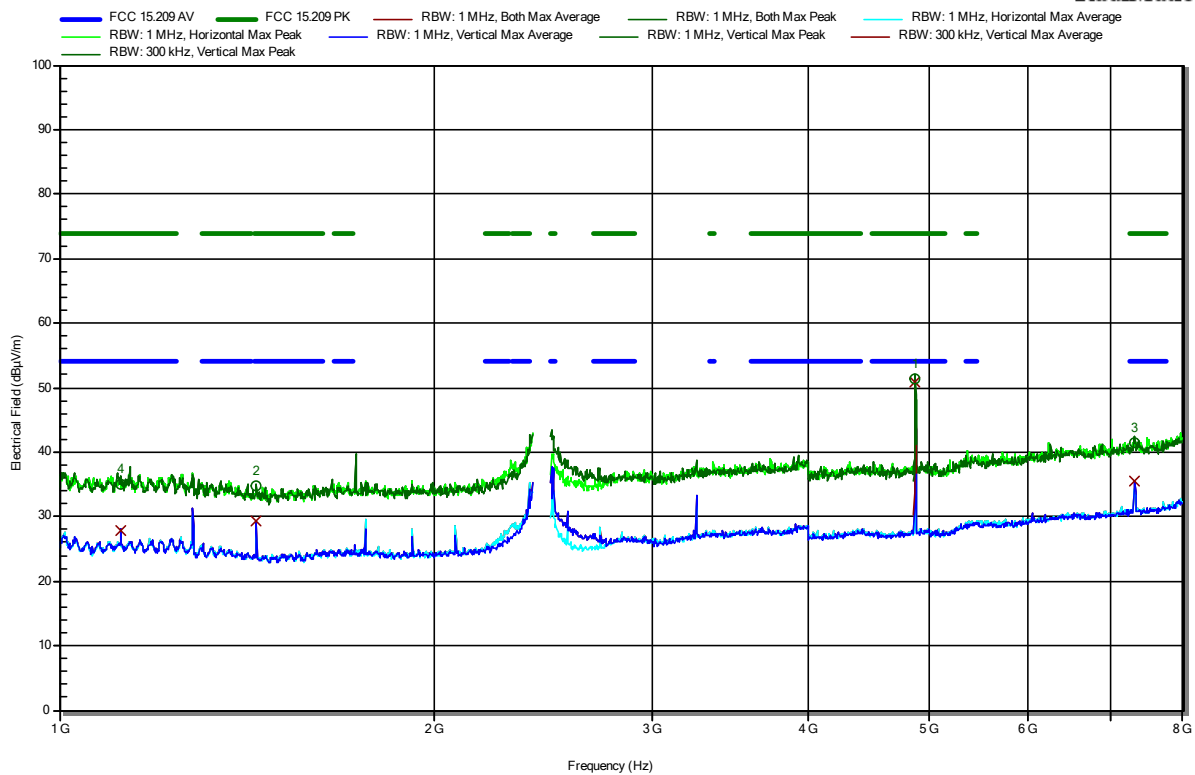


Radiated Spurious Emissions according to 47 CFR Part 15.247

Project Number: G0M-2302-1881
 Applicant: u-blox Malmö AB
 Model Description: Host-based multiradio module
 Model: MAYA-W276-00B
 Test Sample ID: 43211
 Test Site: Eurofins Product Service GmbH
 Operator: Ibraimov Azamat
 Measurement software: RadiMation, version 2020.1.8
 Test Conditions: Tnom: 23 °Celsius, Vnom: 3.3 VDC
 Antenna: Schwarzbeck BBHA 9120B
 Measurement distance: 3 m
 Mode: Tx; IEEE 802.11b, CH6, 2437 MHz, BPSK, 5.5 Mbps, DC=99%, Power level 19
 Test Date: 2023-04-12

Index 11

RadiMation



Frequency	Peak	Peak Limit	Peak Difference	Peak Status	Polarization
1.1199 GHz	35.05 dBµV/m	74 dBµV/m	-38.95 dB	Pass	Vertical
1.4399 GHz	34.79 dBµV/m	74 dBµV/m	-39.21 dB	Pass	Vertical
4.874 GHz	51.4 dBµV/m	74 dBµV/m	-22.6 dB	Pass	Vertical
7.3192 GHz	41.57 dBµV/m	74 dBµV/m	-32.43 dB	Pass	Vertical

Frequency	Average	Average Limit	Average Difference	Average Status	Polarization
1.1199 GHz	27.92 dBµV/m	54 dBµV/m	-26.08 dB	Pass	Vertical
1.4399 GHz	29.42 dBµV/m	54 dBµV/m	-24.58 dB	Pass	Vertical
4.874 GHz	50.77 dBµV/m	54 dBµV/m	-3.23 dB	Pass	Vertical
7.3192 GHz	35.4 dBµV/m	54 dBµV/m	-18.6 dB	Pass	Vertical

Test Report No.: G0M-2302-1881-TFC247WF-W276-V03

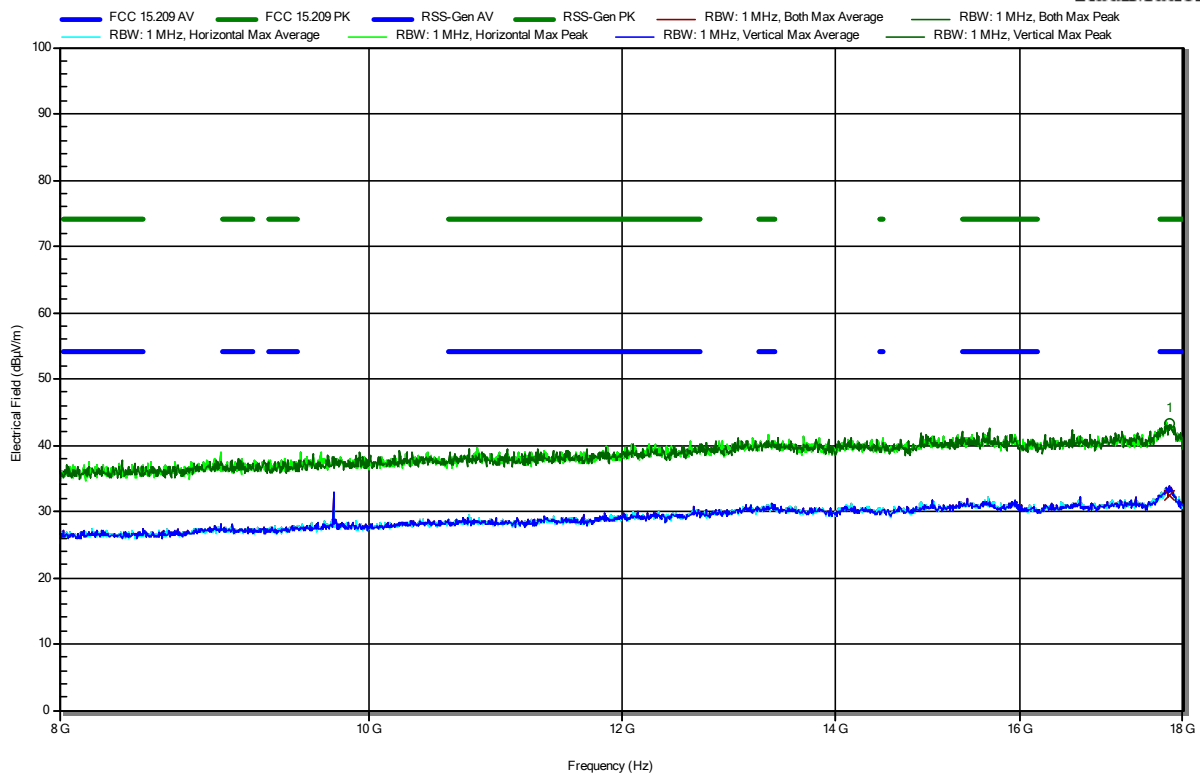
Eurofins Product Service GmbH
 Storkower Str. 38c, D-15526 Reichenwalde, Germany

Radiated Spurious Emissions according to 47 CFR Part 15.247

Project Number: G0M-2302-1881
 Applicant: u-blox Malmö AB
 Model Description: Host-based multiradio module
 Model: MAYA-W276-00B
 Test Sample ID: 43211
 Test Site: Eurofins Product Service GmbH
 Operator: Godson Offorji
 Measurement software: RadiMation, version 2020.1.8
 Test Conditions: Tnom: 23 °Celsius, Vnom: 3.3 VDC
 Antenna: Schwarzbeck HWRD 650
 Measurement distance: 3 m
 Mode: Tx; IEEE 802.11b, CH6, 2437 MHz, BPSK, 5.5 Mbps, DC=99%, Power level 19
 Test Date: 2023-04-17

Index 59

RadiMation



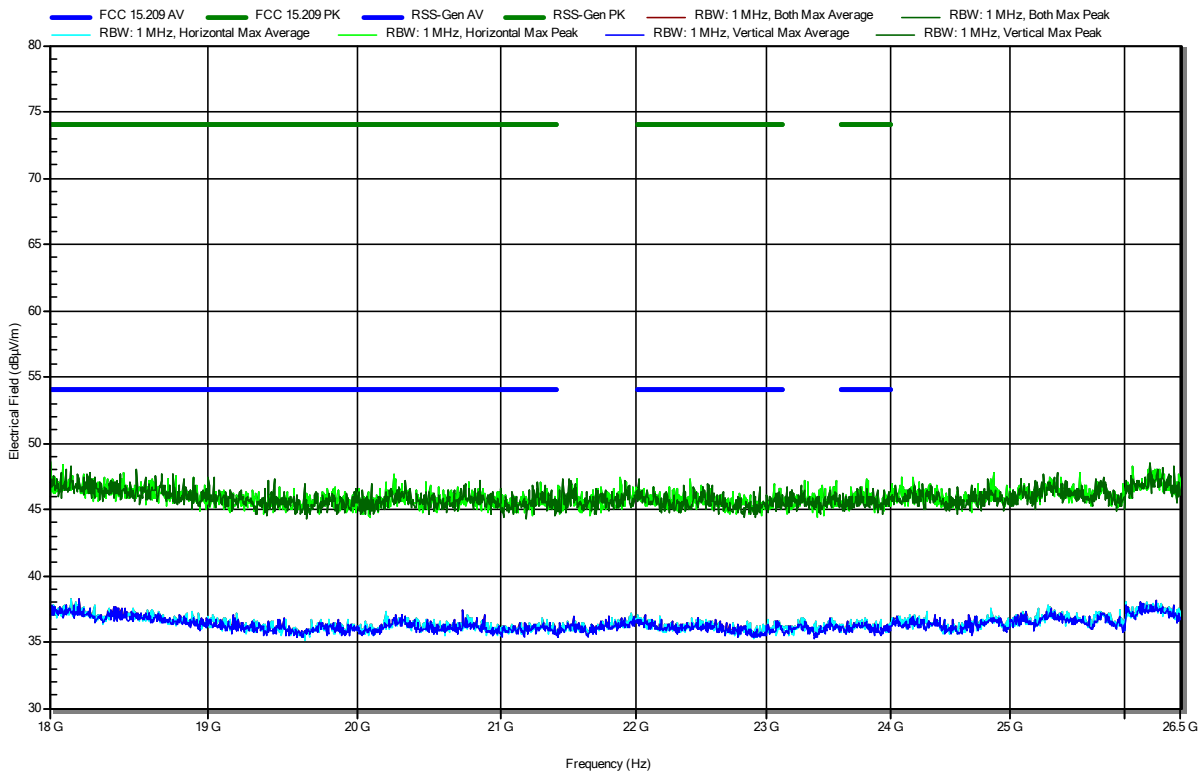
Frequency	Peak	Peak Limit	Peak Difference	Peak Status	Polarization
17.829 GHz	43.14 dBµV/m	74 dBµV/m	-30.86 dB	Pass	Vertical
Frequency	Average	Average Limit	Average Difference	Average Status	Polarization
17.829 GHz	32.35 dBµV/m	54 dBµV/m	-21.65 dB	Pass	Vertical

Radiated Spurious Emissions according to 47 CFR Part 15.247

Project Number: G0M-2302-1881
 Applicant: u-blox Malmö AB
 Model Description: Host-based multiradio module
 Model: MAYA-W276-00B
 Test Sample ID: 43211
 Test Site: Eurofins Product Service GmbH
 Operator: Ibraimov Azamat
 Measurement software: RadiMation, version 2020.1.8
 Test Conditions: Tnom: 23 °Celsius, Vnom: 3.3 VDC
 Antenna: Amplifier Research AT4560
 Measurement distance: 3 m
 Mode: Tx; IEEE 802.11b, CH6, 2437 MHz, BPSK, 5.5 Mbps, DC=99%, Power level 19
 Test Date: 2023-04-18

Index 62

RadiMation

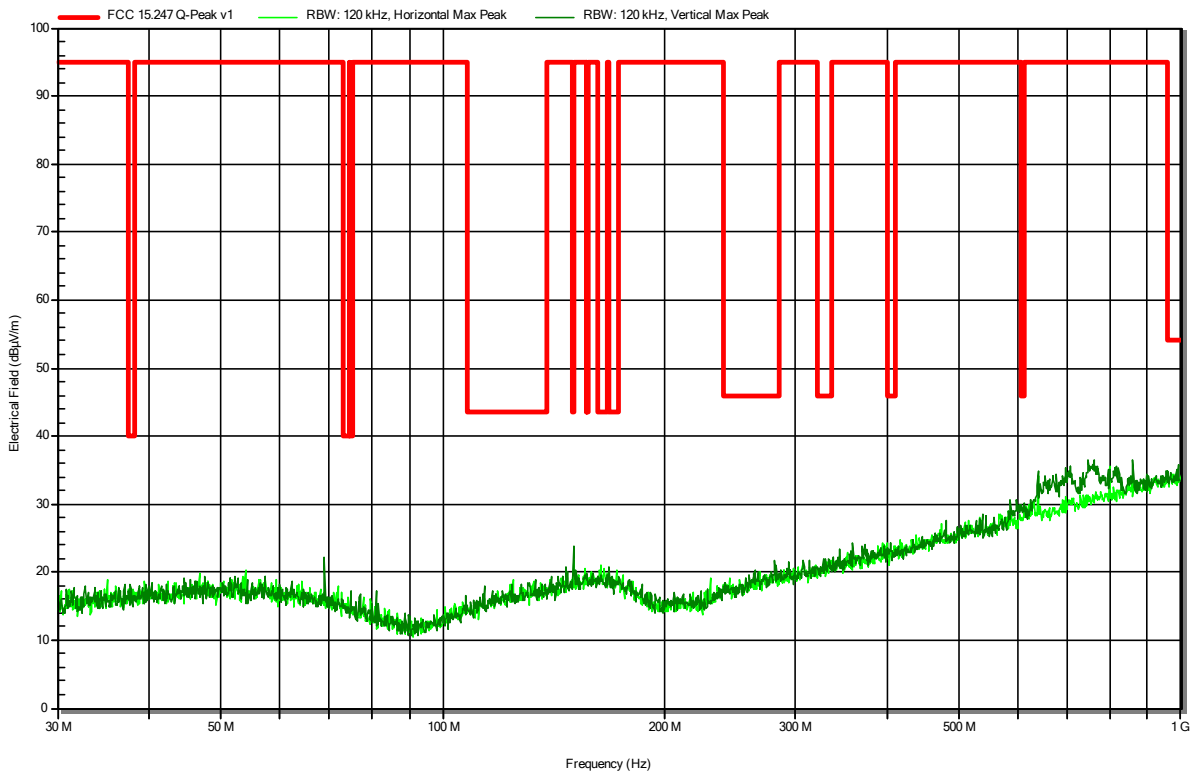


Radiated Spurious Emissions according to 47 CFR Part 15.247

Project Number: G0M-2302-1881
 Applicant: u-blox Malmö AB
 Model Description: Host-based multiradio module
 Model: MAYA-W276-00B
 Test Sample ID: 43211
 Test Site: Eurofins Product Service GmbH
 Operator: A.Ibraimov
 Measurement software: RadiMation, version 2020.1.8
 Test Conditions: Tnom: 22 °Celsius, Vnom: 3.3 VDC
 Antenna: Schwarzbeck VULB 9168
 Measurement distance: 3 m
 Mode: Tx; IEEE 802.11b, CH11, 2462 MHz, BPSK, 5.5 Mbps, DC=99%, Power level 19
 Test Date: 2023-04-19

Index 77

RadiMation

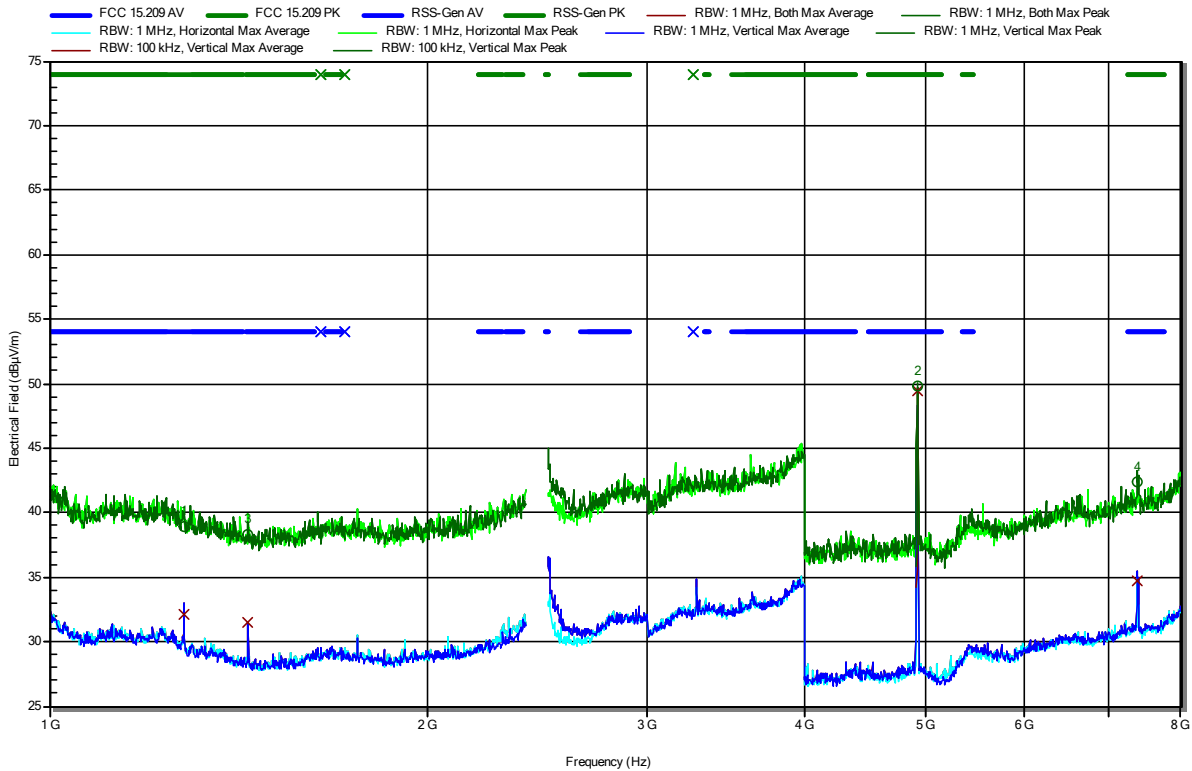


Radiated Spurious Emissions according to 47 CFR Part 15.247

Project Number: G0M-2302-1881
 Applicant: u-blox Malmö AB
 Model Description: Host-based multiradio module
 Model: MAYA-W276-00B
 Test Sample ID: 43211
 Test Site: Eurofins Product Service GmbH
 Operator: Ibraimov Azamat
 Measurement software: RadiMation, version 2020.1.8
 Test Conditions: Tnom: 23 °Celsius, Vnom: 3.3 VDC
 Antenna: Schwarzbeck BBHA 9120B
 Measurement distance: 3 m
 Mode: Tx; IEEE 802.11b, CH11, 2462 MHz, BPSK, 5.5 Mbps, DC=99%, Power level 19
 Test Date: 2023-04-12

Index 12

RadiMation



Frequency	Peak	Peak Limit	Peak Difference	Peak Status	Polarization
1.28 GHz	38.88 dBµV/m	74 dBµV/m	-35.12 dB	Pass	Horizontal
1.44 GHz	38.25 dBµV/m	74 dBµV/m	-35.75 dB	Pass	Vertical
4.924 GHz	49.81 dBµV/m	74 dBµV/m	-24.19 dB	Pass	Vertical
7.386 GHz	42.37 dBµV/m	74 dBµV/m	-31.63 dB	Pass	Vertical

Frequency	Average	Average Limit	Average Difference	Average Status	Polarization
1.28 GHz	32.06 dBµV/m	54 dBµV/m	-21.94 dB	Pass	Horizontal
1.44 GHz	31.53 dBµV/m	54 dBµV/m	-22.47 dB	Pass	Vertical
4.924 GHz	49.5 dBµV/m	54 dBµV/m	-4.5 dB	Pass	Vertical
7.386 GHz	34.69 dBµV/m	54 dBµV/m	-19.31 dB	Pass	Vertical

Test Report No.: G0M-2302-1881-TFC247WF-W276-V03

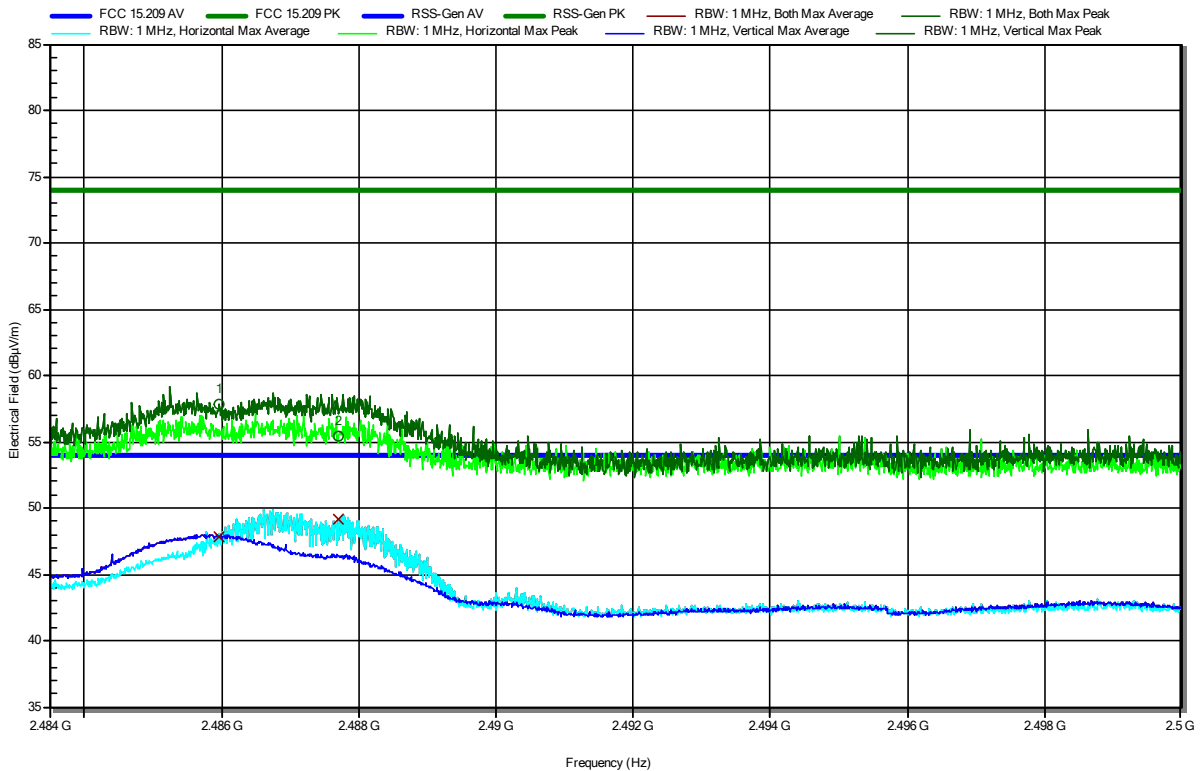
Eurofins Product Service GmbH
 Storkower Str. 38c, D-15526 Reichenwalde, Germany

Radiated Spurious Emissions according to 47 CFR Part 15.247

Project Number: G0M-2302-1881
 Applicant: u-blox Malmö AB
 Model Description: Host-based multiradio module
 Model: MAYA-W276-00B
 Test Sample ID: 43211
 Test Site: Eurofins Product Service GmbH
 Operator: Ibraimov Azamat
 Measurement software: RadiMation, version 2020.1.8
 Test Conditions: Tnom: 23 °Celsius, Vnom: 3.3 VDC
 Antenna: Schwarzbeck BBHA 9120B
 Measurement distance: 3 m
 Mode: Tx; IEEE 802.11b, CH11, 2462 MHz, BPSK, 5.5 Mbps, DC=99%, Power level 19
 Test Date: 2023-04-12
 Note: upper bandedge

Index 14

RadiMation



Frequency	Peak	Peak Limit	Peak Difference	Peak Status	Polarization
2.486 GHz	57.77 dBµV/m	74 dBµV/m	-16.23 dB	Pass	Vertical
2.4877 GHz	55.44 dBµV/m	74 dBµV/m	-18.56 dB	Pass	Horizontal

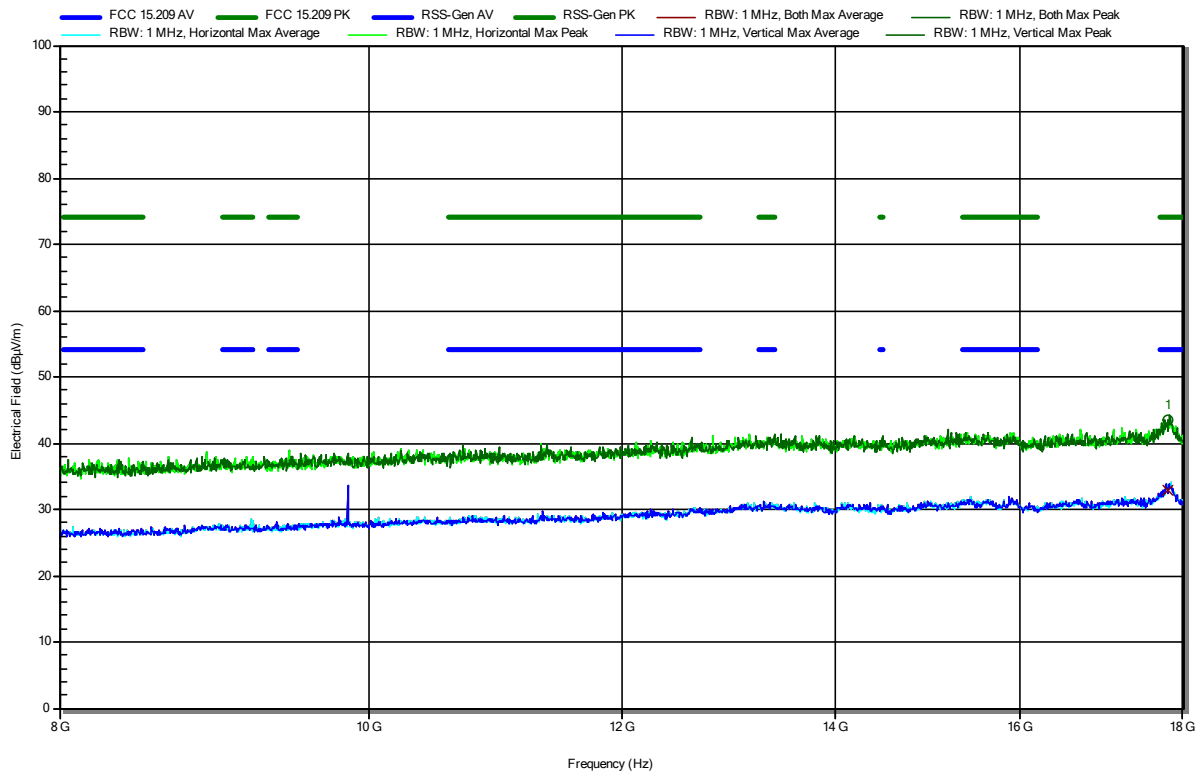
Frequency	Average	Average Limit	Average Difference	Average Status	Polarization
2.486 GHz	47.77 dBµV/m	54 dBµV/m	-6.23 dB	Pass	Vertical
2.487 GHz	49.2 dBµV/m	54 dBµV/m	-4.8 dB	Pass	Horizontal

Radiated Spurious Emissions according to 47 CFR Part 15.247

Project Number: G0M-2302-1881
 Applicant: u-blox Malmö AB
 Model Description: Host-based multiradio module
 Model: MAYA-W276-00B
 Test Sample ID: 43211
 Test Site: Eurofins Product Service GmbH
 Operator: Godson Offorji
 Measurement software: RadiMation, version 2020.1.8
 Test Conditions: Tnom: 23 °Celsius, Vnom: 3.3 VDC
 Antenna: Schwarzbeck HWRD 650
 Measurement distance: 3 m
 Mode: Tx; IEEE 802.11b, CH11, 2462 MHz, BPSK, 5.5 Mbps, DC=99%, Power level 19
 Test Date: 2023-04-17

Index 60

RadiMation



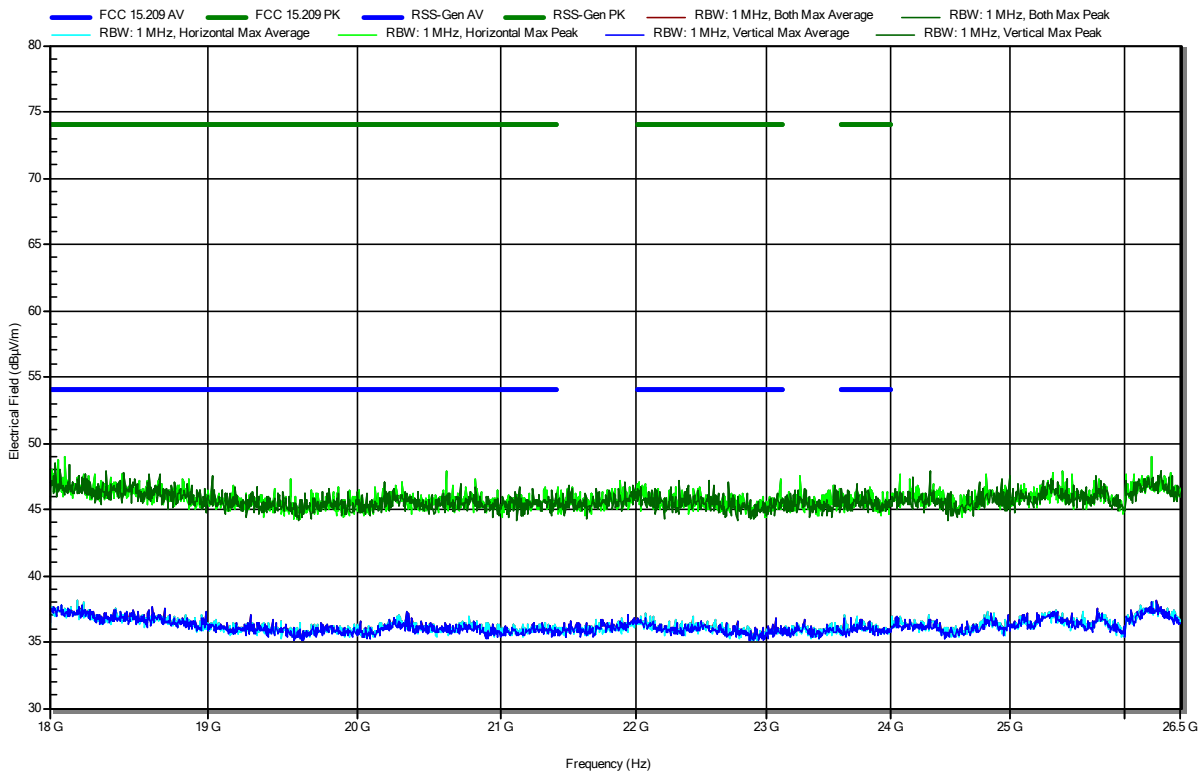
Frequency	Peak	Peak Limit	Peak Difference	Peak Status	Polarization
17.811 GHz	43.44 dBµV/m	74 dBµV/m	-30.56 dB	Pass	Vertical
Frequency	Average	Average Limit	Average Difference	Average Status	Polarization
17.811 GHz	32.92 dBµV/m	54 dBµV/m	-21.08 dB	Pass	Vertical

Radiated Spurious Emissions according to 47 CFR Part 15.247

Project Number: G0M-2302-1881
 Applicant: u-blox Malmö AB
 Model Description: Host-based multiradio module
 Model: MAYA-W276-00B
 Test Sample ID: 43211
 Test Site: Eurofins Product Service GmbH
 Operator: Ibraimov Azamat
 Measurement software: RadiMation, version 2020.1.8
 Test Conditions: Tnom: 23 °Celsius, Vnom: 3.3 VDC
 Antenna: Amplifier Research AT4560
 Measurement distance: 3 m
 Mode: Tx; IEEE 802.11b, CH11, 2462 MHz, BPSK, 5.5 Mbps, DC=99%, Power level 19
 Test Date: 2023-04-18

Index 63

RadiMation

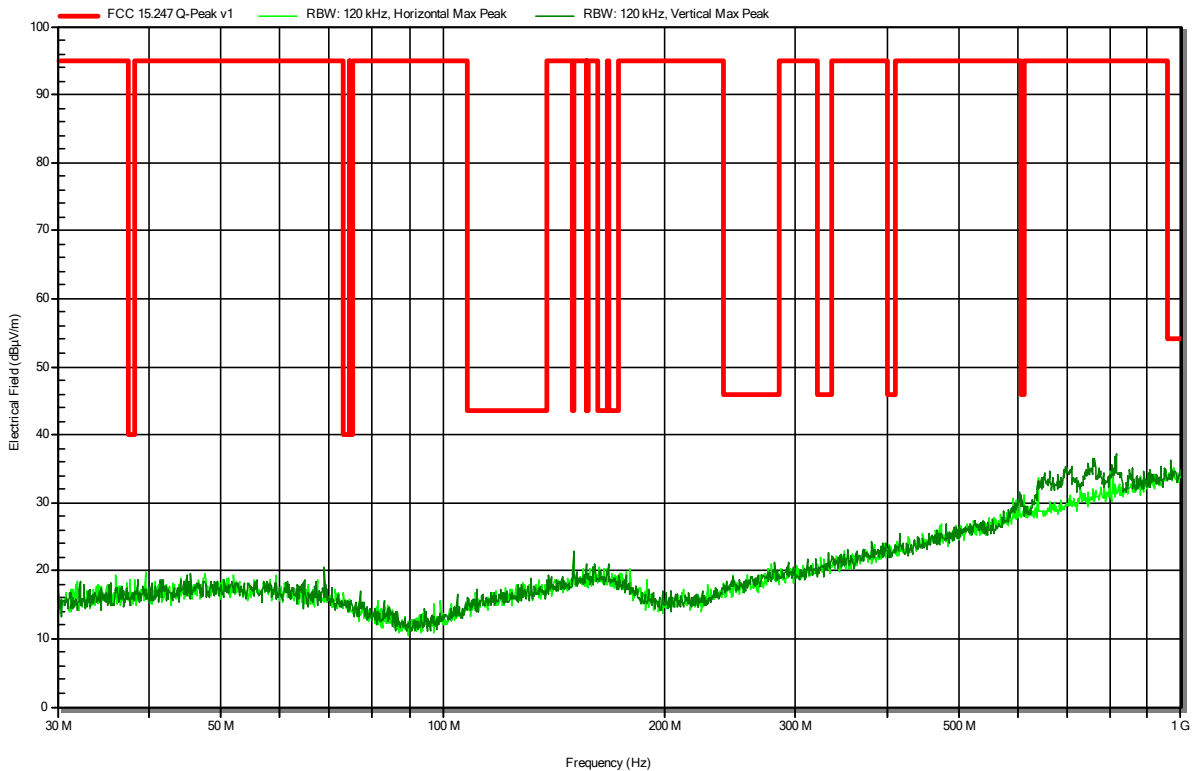


Radiated Spurious Emissions according to 47 CFR Part 15.247

Project Number: G0M-2302-1881
 Applicant: u-blox Malmö AB
 Model Description: Host-based multiradio module
 Model: MAYA-W276-00B
 Test Sample ID: 43211
 Test Site: Eurofins Product Service GmbH
 Operator: A.Ibraimov
 Measurement software: RadiMation, version 2020.1.8
 Test Conditions: Tnom: 22 °Celsius, Vnom: 3.3 VDC
 Antenna: Schwarzbeck VULB 9168
 Measurement distance: 3 m
 Mode: Tx; IEEE 802.11g, CH1, 2412 MHz, 64-QAM, OFDM, 48 Mbps, DC=99%, Power level 16
 Test Date: 2023-04-19

Index 79

RadiMation

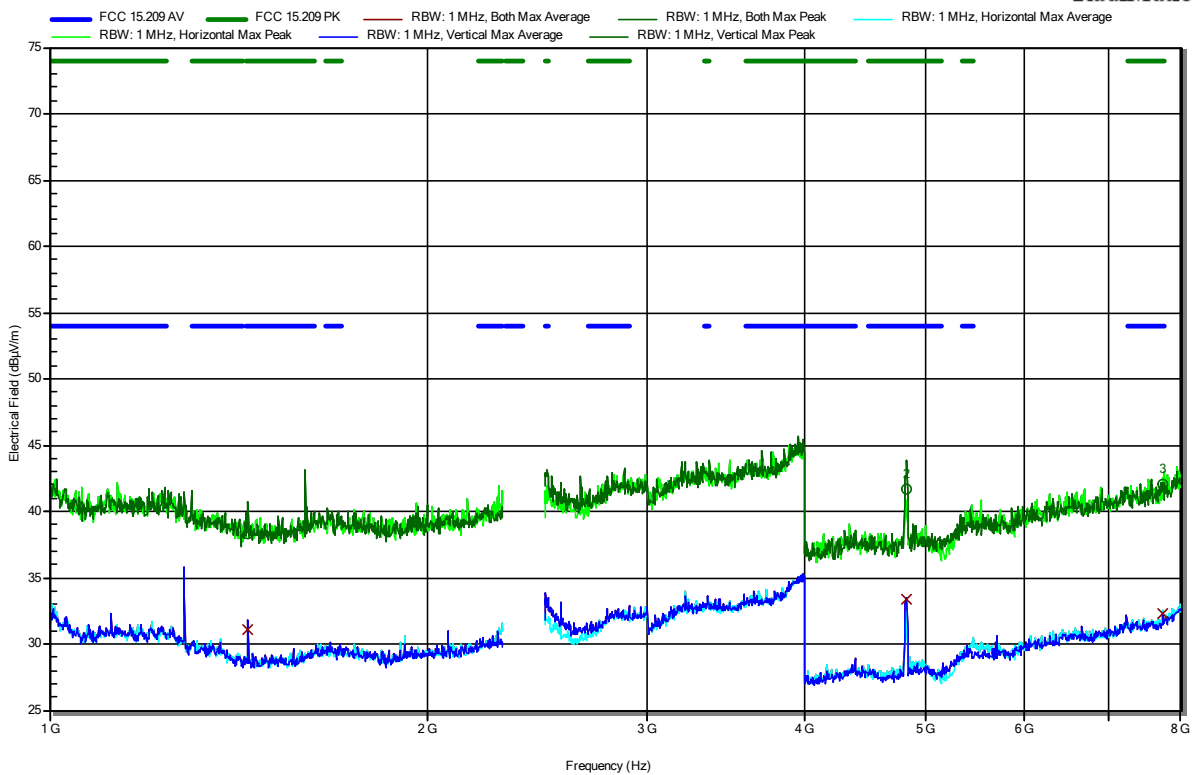


Radiated Spurious Emissions according to 47 CFR Part 15.247

Project Number: G0M-2302-1881
 Applicant: u-blox Malmö AB
 Model Description: Host-based multiradio module
 Model: MAYA-W276-00B
 Test Sample ID: 43211
 Test Site: Eurofins Product Service GmbH
 Operator: Ibraimov Azamat
 Measurement software: RadiMation, version 2020.1.8
 Test Conditions: Tnom: 23 °Celsius, Vnom: 3.3 VDC
 Antenna: Schwarzbeck BBHA 9120B
 Measurement distance: 3 m
 Mode: Tx; IEEE 802.11g, CH1, 2412 MHz, OFDM, 48Mbps, DC=99%, Power level 16
 Test Date: 2023-04-14

Index 30

RadiMation



Frequency	Peak	Peak Limit	Peak Difference	Peak Status	Polarization
1.44 GHz	38.36 dBµV/m	74 dBµV/m	-35.64 dB	Pass	Vertical
4.8299 GHz	41.66 dBµV/m	74 dBµV/m	-32.34 dB	Pass	Vertical
7.7432 GHz	42.1 dBµV/m	74 dBµV/m	-31.9 dB	Pass	Vertical

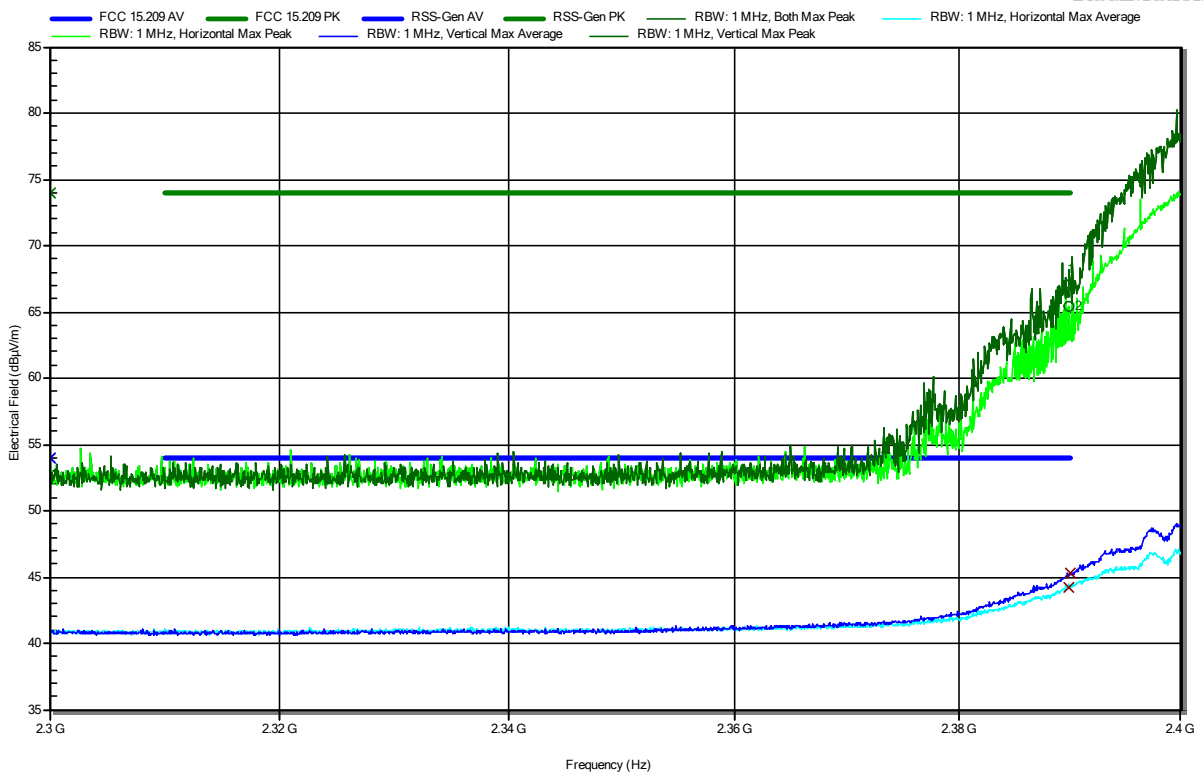
Frequency	Average	Average Limit	Average Difference	Average Status	Polarization
1.44 GHz	31.13 dBµV/m	54 dBµV/m	-22.87 dB	Pass	Vertical
4.8299 GHz	33.36 dBµV/m	54 dBµV/m	-20.64 dB	Pass	Vertical
7.7432 GHz	32.31 dBµV/m	54 dBµV/m	-21.69 dB	Pass	Vertical

Radiated Spurious Emissions according to 47 CFR Part 15.247

Project Number: G0M-2302-1881
 Applicant: u-blox Malmö AB
 Model Description: Host-based multiradio module
 Model: MAYA-W276-00B
 Test Sample ID: 43211
 Test Site: Eurofins Product Service GmbH
 Operator: Ibraimov Azamat
 Measurement software: RadiMation, version 2020.1.8
 Test Conditions: Tnom: 23 °Celsius, Vnom: 3.3 VDC
 Antenna: Schwarzbeck BBHA 9120B
 Measurement distance: 3 m
 Mode: Tx; IEEE 802.11g, CH1, 2412 MHz, OFDM, 48Mbps, DC=99%, Power level 16
 Test Date: 2023-04-14
 Note: lower bandedge

Index 35

RadiMation



Frequency	Peak	Peak Limit	Peak Difference	Peak Status	Polarization
2.3899 GHz	65.42 dBµV/m	74 dBµV/m	-8.58 dB	Pass	Horizontal
2.39 GHz	67.06 dBµV/m	74 dBµV/m	-6.94 dB	Pass	Vertical

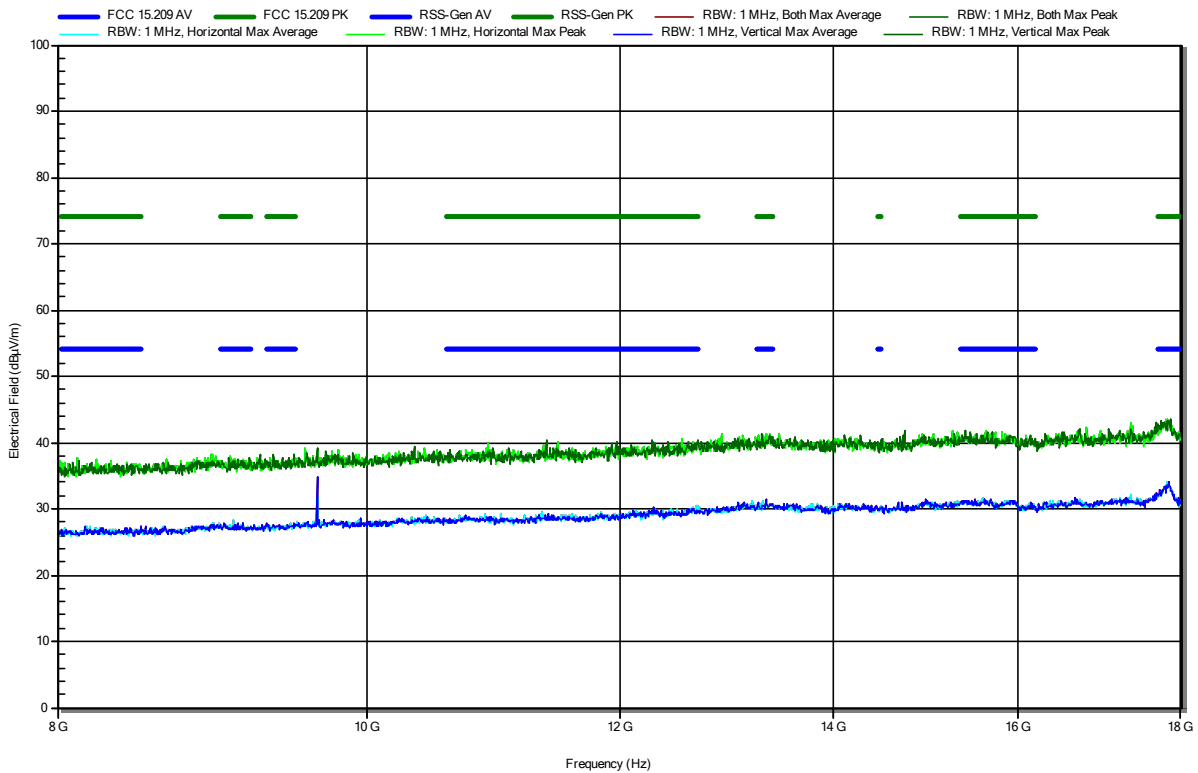
Frequency	Average	Average Limit	Average Difference	Average Status	Polarization
2.3899 GHz	44.2 dBµV/m	54 dBµV/m	-9.8 dB	Pass	Horizontal
2.39 GHz	45.3 dBµV/m	54 dBµV/m	-8.7 dB	Pass	Vertical

Radiated Spurious Emissions according to 47 CFR Part 15.247

Project Number: G0M-2302-1881
 Applicant: u-blox Malmö AB
 Model Description: Host-based multiradio module
 Model: MAYA-W276-00B
 Test Sample ID: 43211
 Test Site: Eurofins Product Service GmbH
 Operator: Godson Offorji
 Measurement software: RadiMation, version 2020.1.8
 Test Conditions: Tnom: 23 °Celsius, Vnom: 3.3 VDC
 Antenna: Schwarzbeck HWRD 650
 Measurement distance: 3 m
 Mode: Tx; IEEE 802.11g, CH1, 2412 MHz, OFDM, 48Mbps, DC=99%, Power level 16
 Test Date: 2023-04-17

Index 55

RadiMation

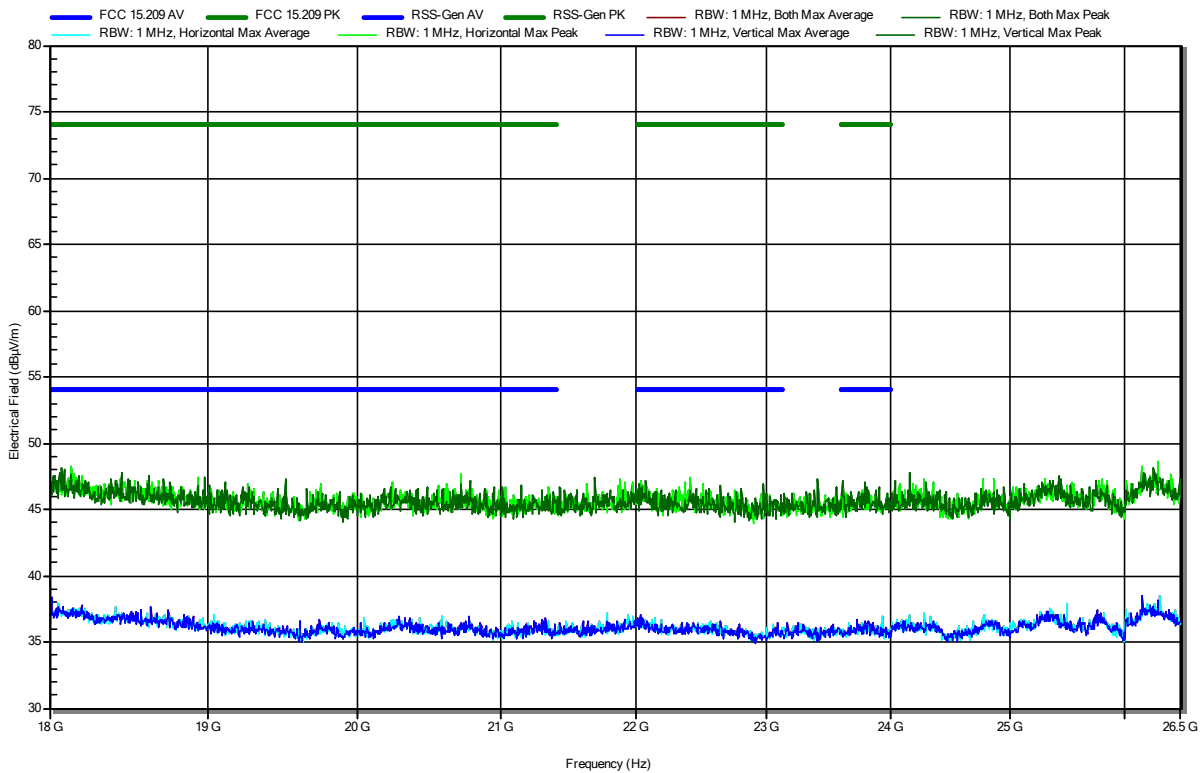


Radiated Spurious Emissions according to 47 CFR Part 15.247

Project Number: G0M-2302-1881
 Applicant: u-blox Malmö AB
 Model Description: Host-based multiradio module
 Model: MAYA-W276-00B
 Test Sample ID: 43211
 Test Site: Eurofins Product Service GmbH
 Operator: Ibraimov Azamat
 Measurement software: RadiMation, version 2020.1.8
 Test Conditions: Tnom: 23 °Celsius, Vnom: 3.3 VDC
 Antenna: Amplifier Research AT4560
 Measurement distance: 3 m
 Mode: Tx; IEEE 802.11g, CH1, 2412 MHz, OFDM, 48Mbps, DC=99%, Power level 16
 Test Date: 2023-04-18

Index 64

RadiMation

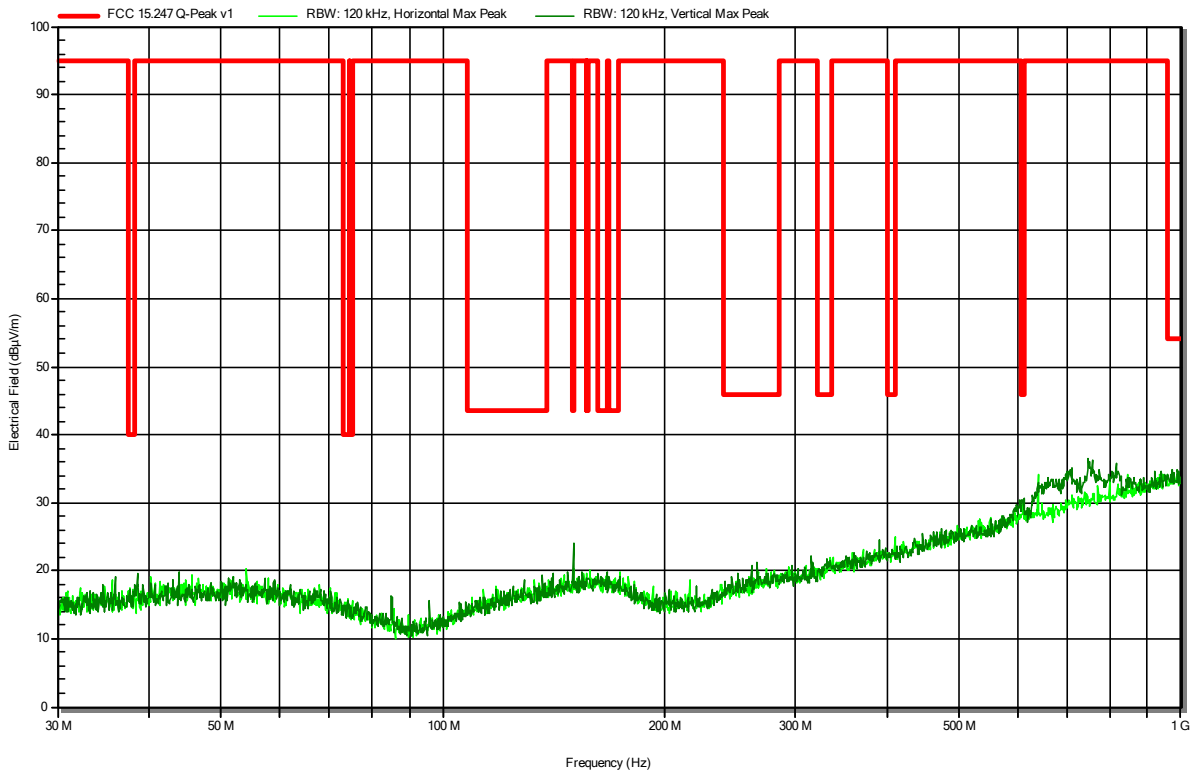


Radiated Spurious Emissions according to 47 CFR Part 15.247

Project Number: G0M-2302-1881
 Applicant: u-blox Malmö AB
 Model Description: Host-based multiradio module
 Model: MAYA-W276-00B
 Test Sample ID: 43211
 Test Site: Eurofins Product Service GmbH
 Operator: A.Ibraimov
 Measurement software: RadiMation, version 2020.1.8
 Test Conditions: Tnom: 22 °Celsius, Vnom: 3.3 VDC
 Antenna: Schwarzbeck VULB 9168
 Measurement distance: 3 m
 Mode: Tx; IEEE 802.11g, CH6, 2437 MHz, 64-QAM, OFDM, 48 Mbps, DC=99%, Power level 18
 Test Date: 2023-04-19

Index 80

RadiMation

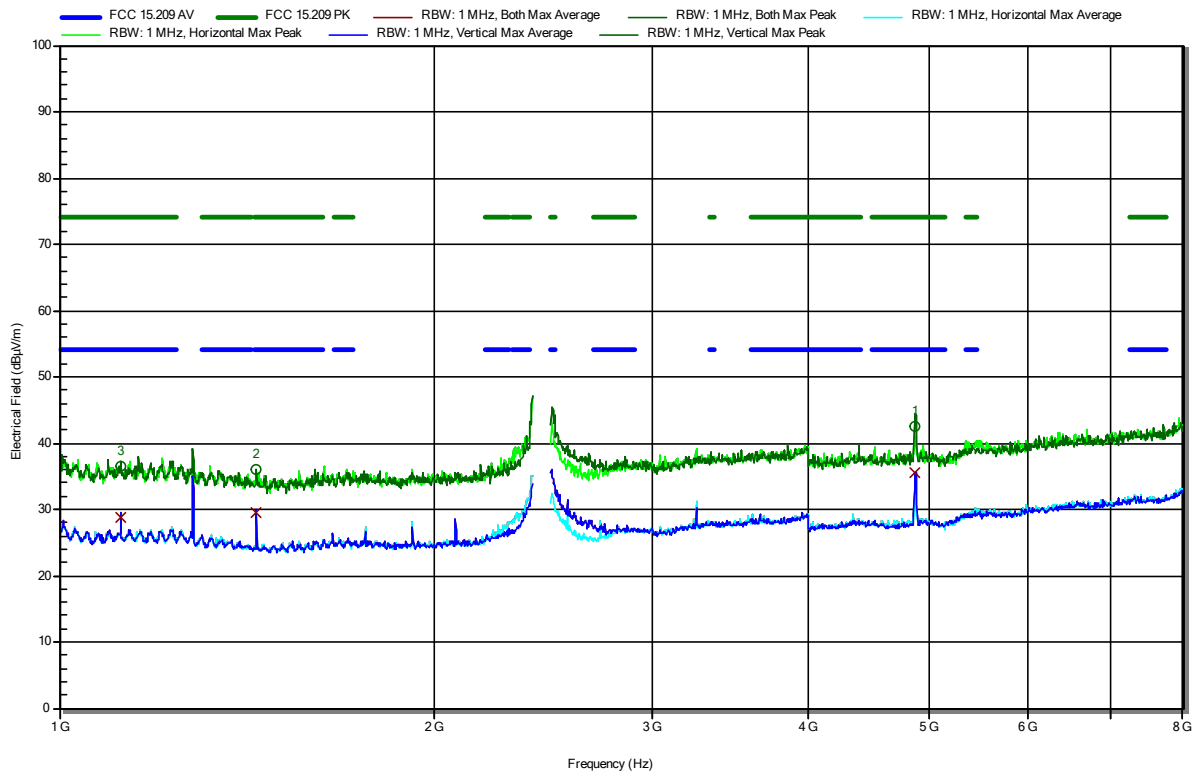


Radiated Spurious Emissions according to 47 CFR Part 15.247

Project Number: G0M-2302-1881
 Applicant: u-blox Malmö AB
 Model Description: Host-based multiradio module
 Model: MAYA-W276-00B
 Test Sample ID: 43211
 Test Site: Eurofins Product Service GmbH
 Operator: Ibraimov Azamat
 Measurement software: RadiMation, version 2020.1.8
 Test Conditions: Tnom: 23 °Celsius, Vnom: 3.3 VDC
 Antenna: Schwarzbeck BBHA 9120B
 Measurement distance: 3 m
 Mode: Tx; IEEE 802.11g, CH6, 2437 MHz, OFDM, 48Mbps, DC=99%, Power level 18
 Test Date: 2023-04-14

Index 31

RadiMation



Frequency	Peak	Peak Limit	Peak Difference	Peak Status	Polarization
1.1201 GHz	36.61 dBµV/m	74 dBµV/m	-37.39 dB	Pass	Vertical
1.4401 GHz	35.91 dBµV/m	74 dBµV/m	-38.09 dB	Pass	Vertical
4.876 GHz	42.6 dBµV/m	74 dBµV/m	-31.4 dB	Pass	Vertical

Frequency	Average	Average Limit	Average Difference	Average Status	Polarization
1.1201 GHz	28.79 dBµV/m	54 dBµV/m	-25.21 dB	Pass	Vertical
1.4401 GHz	29.53 dBµV/m	54 dBµV/m	-24.47 dB	Pass	Vertical
4.876 GHz	35.49 dBµV/m	54 dBµV/m	-18.51 dB	Pass	Vertical

Test Report No.: G0M-2302-1881-TFC247WF-W276-V03

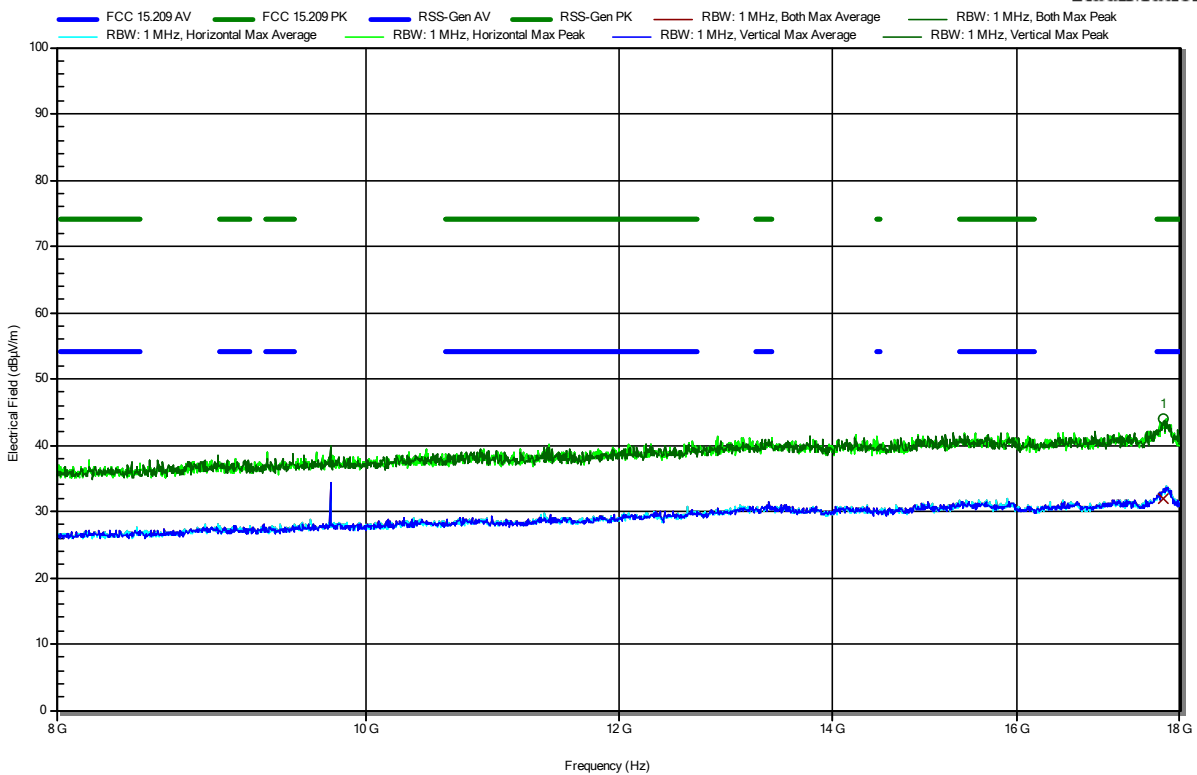
Eurofins Product Service GmbH
 Storkower Str. 38c, D-15526 Reichenwalde, Germany

Radiated Spurious Emissions according to 47 CFR Part 15.247

Project Number: G0M-2302-1881
 Applicant: u-blox Malmö AB
 Model Description: Host-based multiradio module
 Model: MAYA-W276-00B
 Test Sample ID: 43211
 Test Site: Eurofins Product Service GmbH
 Operator: Godson Offorji
 Measurement software: RadiMation, version 2020.1.8
 Test Conditions: Tnom: 23 °Celsius, Vnom: 3.3 VDC
 Antenna: Schwarzbeck HWRD 650
 Measurement distance: 3 m
 Mode: Tx; IEEE 802.11g, CH6, 2437 MHz, OFDM, 48Mbps, DC=99%, Power level 18
 Test Date: 2023-04-17

Index 56

RadiMation



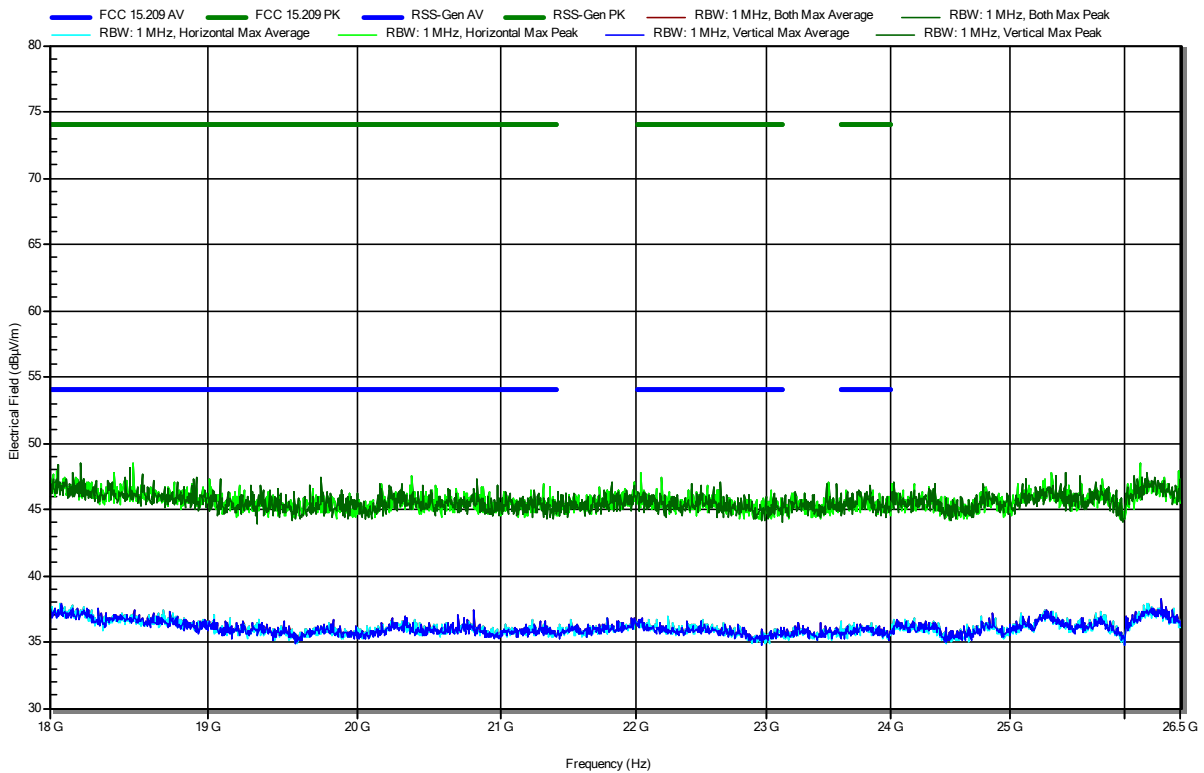
Frequency	Peak	Peak Limit	Peak Difference	Peak Status	Polarization
17.79 GHz	43.87 dBµV/m	74 dBµV/m	-30.13 dB	Pass	Vertical
Frequency	Average	Average Limit	Average Difference	Average Status	Polarization
17.79 GHz	31.81 dBµV/m	54 dBµV/m	-22.19 dB	Pass	Vertical

Radiated Spurious Emissions according to 47 CFR Part 15.247

Project Number: G0M-2302-1881
 Applicant: u-blox Malmö AB
 Model Description: Host-based multiradio module
 Model: MAYA-W276-00B
 Test Sample ID: 43211
 Test Site: Eurofins Product Service GmbH
 Operator: Ibraimov Azamat
 Measurement software: RadiMation, version 2020.1.8
 Test Conditions: Tnom: 23 °Celsius, Vnom: 3.3 VDC
 Antenna: Amplifier Research AT4560
 Measurement distance: 3 m
 Mode: Tx; IEEE 802.11g, CH6, 2437 MHz, OFDM, 48Mbps, DC=99%, Power level 18
 Test Date: 2023-04-18

Index 65

RadiMation

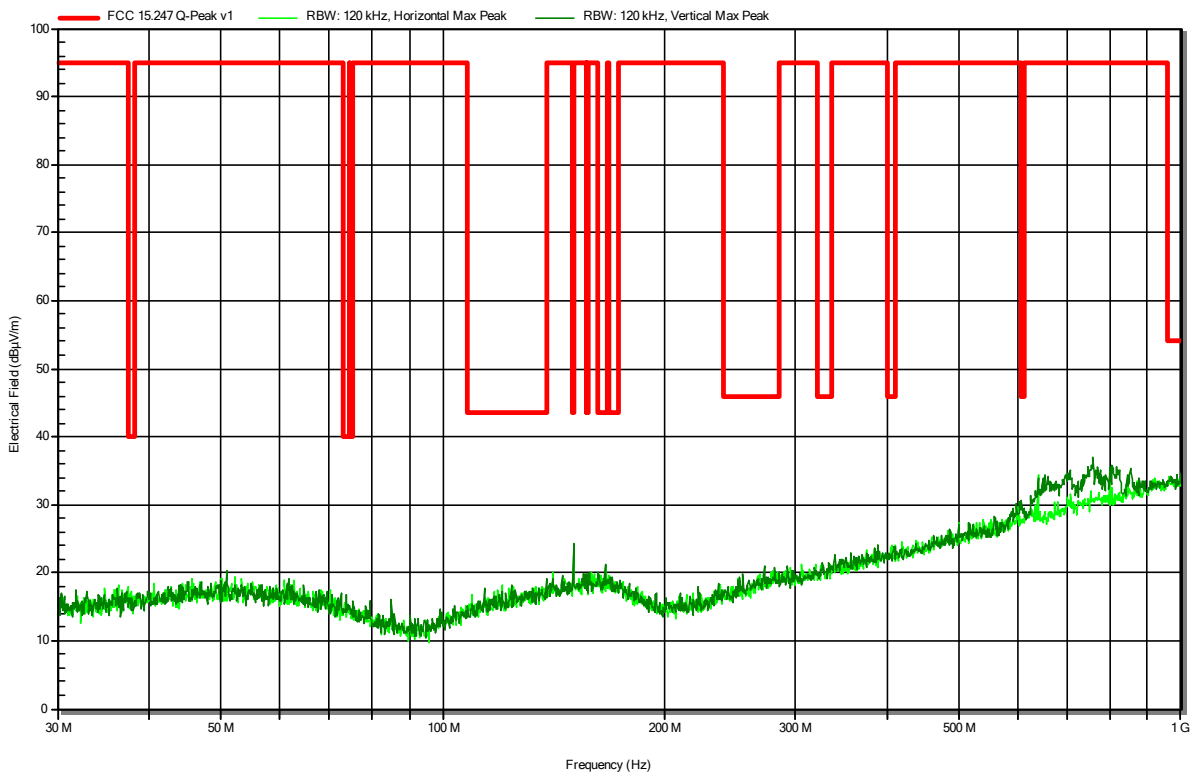


Radiated Spurious Emissions according to 47 CFR Part 15.247

Project Number: G0M-2302-1881
 Applicant: u-blox Malmö AB
 Model Description: Host-based multiradio module
 Model: MAYA-W276-00B
 Test Sample ID: 43211
 Test Site: Eurofins Product Service GmbH
 Operator: A.Ibraimov
 Measurement software: RadiMation, version 2020.1.8
 Test Conditions: Tnom: 22 °Celsius, Vnom: 3.3 VDC
 Antenna: Schwarzbeck VULB 9168
 Measurement distance: 3 m
 Mode: Tx; IEEE 802.11g, CH11, 2462 MHz, 64-QAM, OFDM, 48 Mbps, DC=99%, Power level 16
 Test Date: 2023-04-19

Index 81

RadiMation

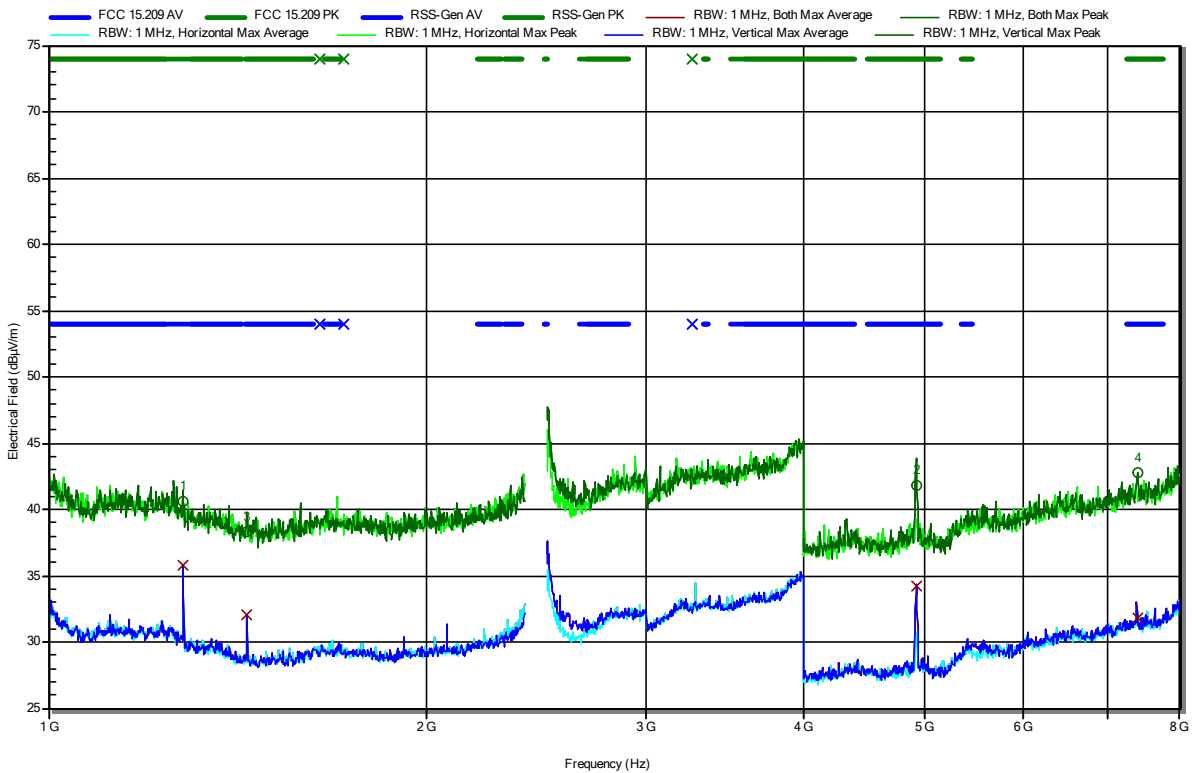


Radiated Spurious Emissions according to 47 CFR Part 15.247

Project Number: G0M-2302-1881
 Applicant: u-blox Malmö AB
 Model Description: Host-based multiradio module
 Model: MAYA-W276-00B
 Test Sample ID: 43211
 Test Site: Eurofins Product Service GmbH
 Operator: Ibraimov Azamat
 Measurement software: RadiMation, version 2020.1.8
 Test Conditions: Tnom: 23 °Celsius, Vnom: 3.3 VDC
 Antenna: Schwarzbeck BBHA 9120B
 Measurement distance: 3 m
 Mode: Tx; IEEE 802.11g, CH11, 2462 MHz, OFDM, 48Mbps, DC=99%, Power level 16
 Test Date: 2023-04-14

Index 28

RadiMation



Frequency	Peak	Peak Limit	Peak Difference	Peak Status	Polarization
1.28 GHz	40.57 dBµV/m	74 dBµV/m	-33.43 dB	Pass	Vertical
1.44 GHz	38.33 dBµV/m	74 dBµV/m	-35.67 dB	Pass	Vertical
4.925 GHz	41.84 dBµV/m	74 dBµV/m	-32.16 dB	Pass	Vertical
7.395 GHz	42.75 dBµV/m	74 dBµV/m	-31.25 dB	Pass	Vertical

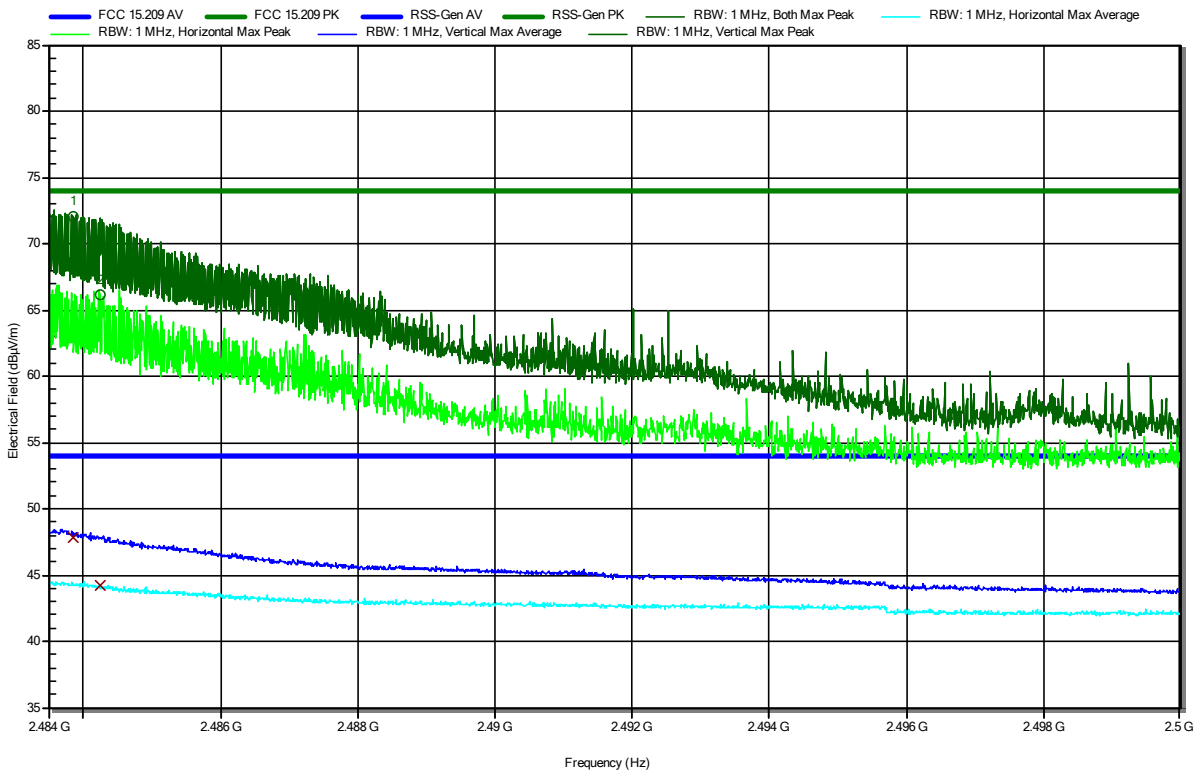
Frequency	Average	Average Limit	Average Difference	Average Status	Polarization
1.28 GHz	35.84 dBµV/m	54 dBµV/m	-18.16 dB	Pass	Vertical
1.44 GHz	32.03 dBµV/m	54 dBµV/m	-21.97 dB	Pass	Vertical
4.925 GHz	34.22 dBµV/m	54 dBµV/m	-19.78 dB	Pass	Vertical
7.395 GHz	31.85 dBµV/m	54 dBµV/m	-22.15 dB	Pass	Vertical

Radiated Spurious Emissions according to 47 CFR Part 15.247

Project Number: G0M-2302-1881
 Applicant: u-blox Malmö AB
 Model Description: Host-based multiradio module
 Model: MAYA-W276-00B
 Test Sample ID: 43211
 Test Site: Eurofins Product Service GmbH
 Operator: Ibraimov Azamat
 Measurement software: RadiMation, version 2020.1.8
 Test Conditions: Tnom: 23 °Celsius, Vnom: 3.3 VDC
 Antenna: Schwarzbeck BBHA 9120B
 Measurement distance: 3 m
 Mode: Tx; IEEE 802.11g, CH11, 2462 MHz, OFDM, 48Mbps, DC=99%, Power level 16
 Test Date: 2023-04-14
 Note: upper bandedge

Index 34

RadiMation



Frequency	Peak	Peak Limit	Peak Difference	Peak Status	Polarization
2.4838 GHz	72.04 dBµV/m	74 dBµV/m	-1.96 dB	Pass	Vertical
2.4842 GHz	66.11 dBµV/m	74 dBµV/m	-7.89 dB	Pass	Horizontal

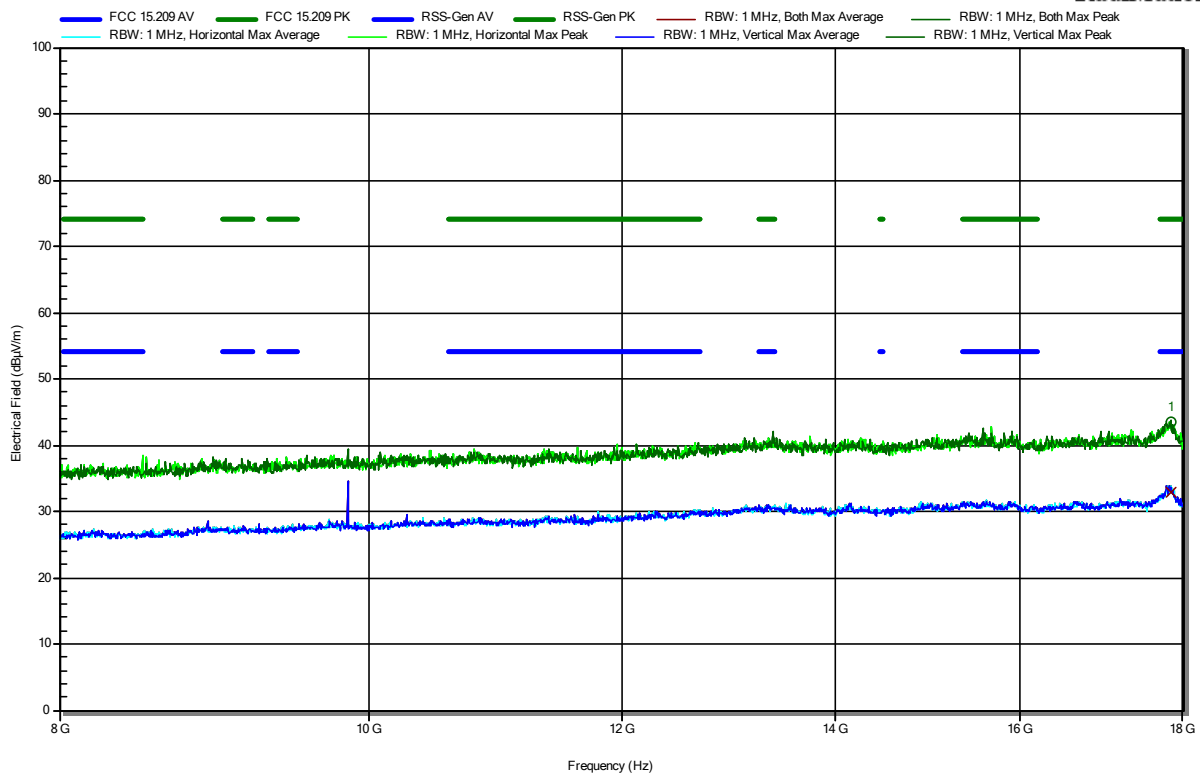
Frequency	Average	Average Limit	Average Difference	Average Status	Polarization
2.4838 GHz	47.85 dBµV/m	54 dBµV/m	-6.15 dB	Pass	Vertical
2.4842 GHz	44.21 dBµV/m	54 dBµV/m	-9.79 dB	Pass	Horizontal

Radiated Spurious Emissions according to 47 CFR Part 15.247

Project Number: G0M-2302-1881
 Applicant: u-blox Malmö AB
 Model Description: Host-based multiradio module
 Model: MAYA-W276-00B
 Test Sample ID: 43211
 Test Site: Eurofins Product Service GmbH
 Operator: Godson Offorji
 Measurement software: RadiMation, version 2020.1.8
 Test Conditions: Tnom: 23 °Celsius, Vnom: 3.3 VDC
 Antenna: Schwarzbeck HWRD 650
 Measurement distance: 3 m
 Mode: Tx; IEEE 802.11g, CH11, 2462 MHz, OFDM, 48Mbps, DC=99%, Power level 16
 Test Date: 2023-04-17

Index 57

RadiMation



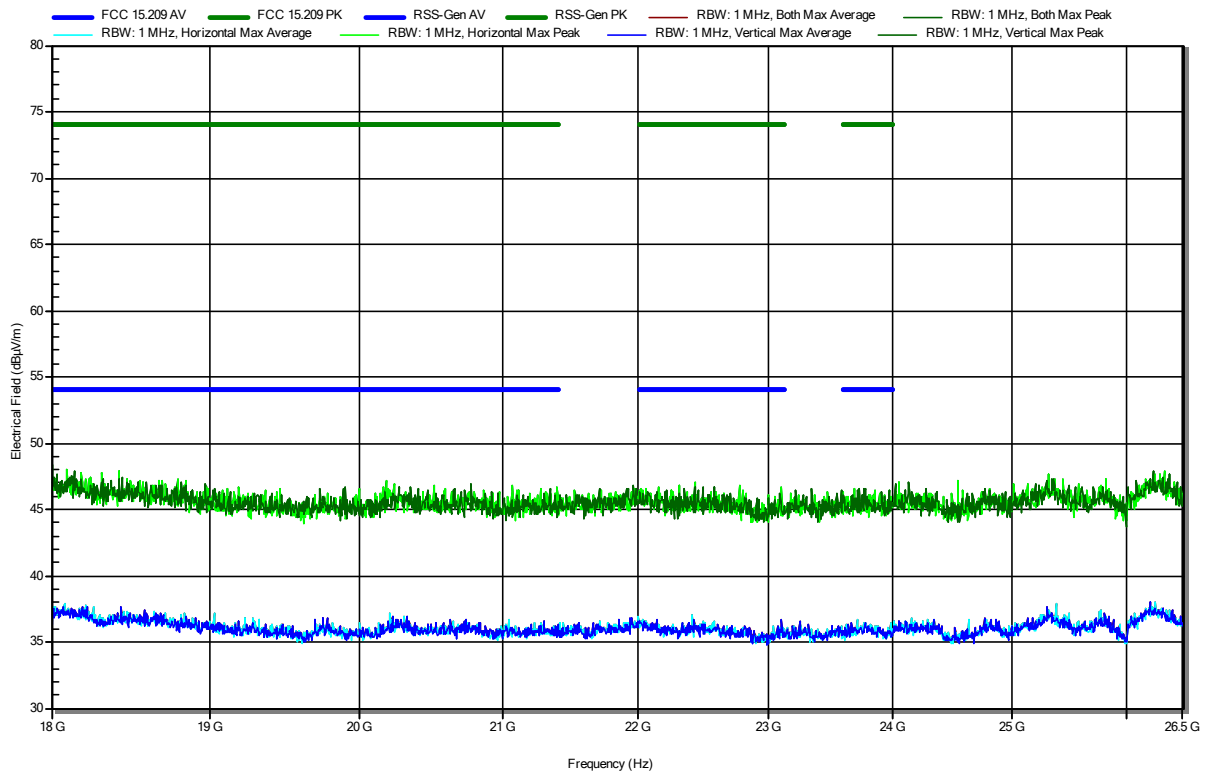
Frequency	Peak	Peak Limit	Peak Difference	Peak Status	Polarization
17.837 GHz	43.6 dBµV/m	74 dBµV/m	-30.4 dB	Pass	Vertical
Frequency	Average	Average Limit	Average Difference	Average Status	Polarization
17.837 GHz	32.92 dBµV/m	54 dBµV/m	-21.08 dB	Pass	Vertical

Radiated Spurious Emissions according to 47 CFR Part 15.247

Project Number: G0M-2302-1881
 Applicant: u-blox Malmö AB
 Model Description: Host-based multiradio module
 Model: MAYA-W276-00B
 Test Sample ID: 43211
 Test Site: Eurofins Product Service GmbH
 Operator: Ibraimov Azamat
 Measurement software: RadiMation, version 2020.1.8
 Test Conditions: Tnom: 23 °Celsius, Vnom: 3.3 VDC
 Antenna: Amplifier Research AT4560
 Measurement distance: 3 m
 Mode: Tx; IEEE 802.11g, CH11, 2462 MHz, OFDM, 48Mbps, DC=99%, Power level 16
 Test Date: 2023-04-18

Index 66

RadiMation

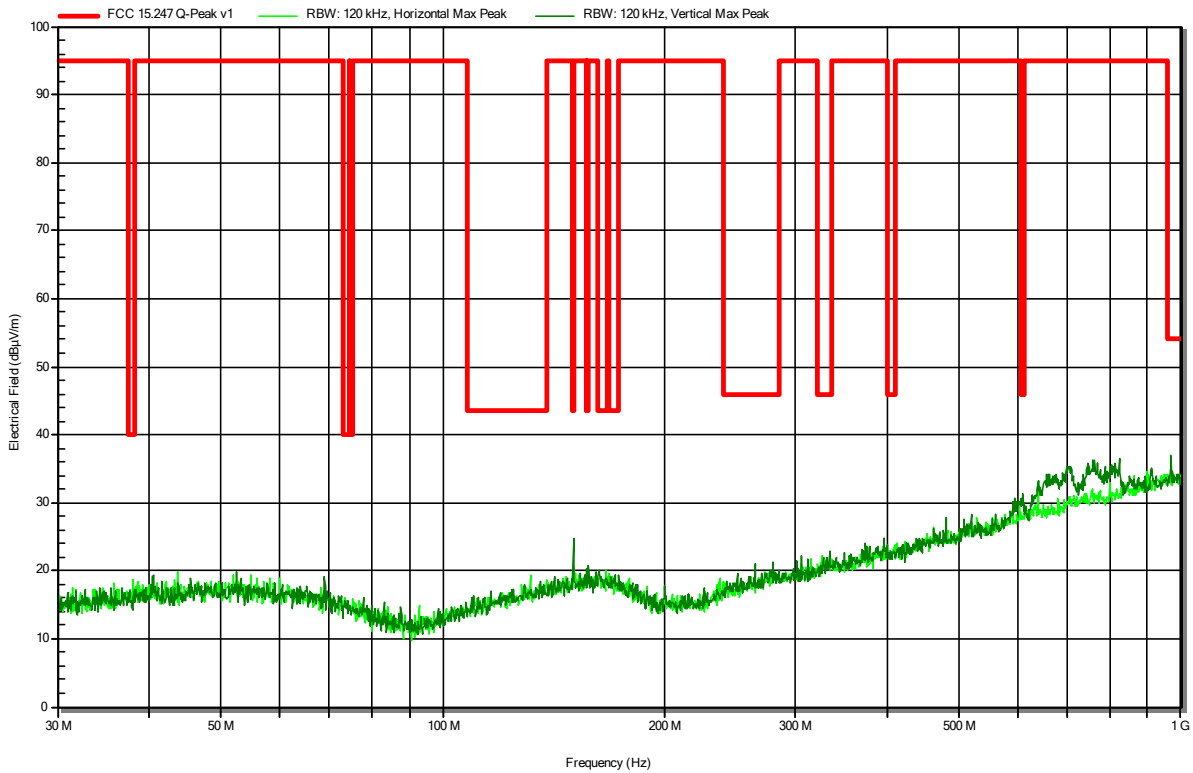


Radiated Spurious Emissions according to 47 CFR Part 15.247

Project Number: G0M-2302-1881
 Applicant: u-blox Malmö AB
 Model Description: Host-based multiradio module
 Model: MAYA-W276-00B
 Test Sample ID: 43211
 Test Site: Eurofins Product Service GmbH
 Operator: A.Ibraimov
 Measurement software: RadiMation, version 2020.1.8
 Test Conditions: Tnom: 22 °Celsius, Vnom: 3.3 VDC
 Antenna: Schwarzbeck VULB 9168
 Measurement distance: 3 m
 Mode: Tx; IEEE 802.11n (HT20), CH1, 2412 MHz, 64-QAM, OFDM, MCS7, DC=99.5%, Power level 15
 Test Date: 2023-04-19

Index 82

RadiMation

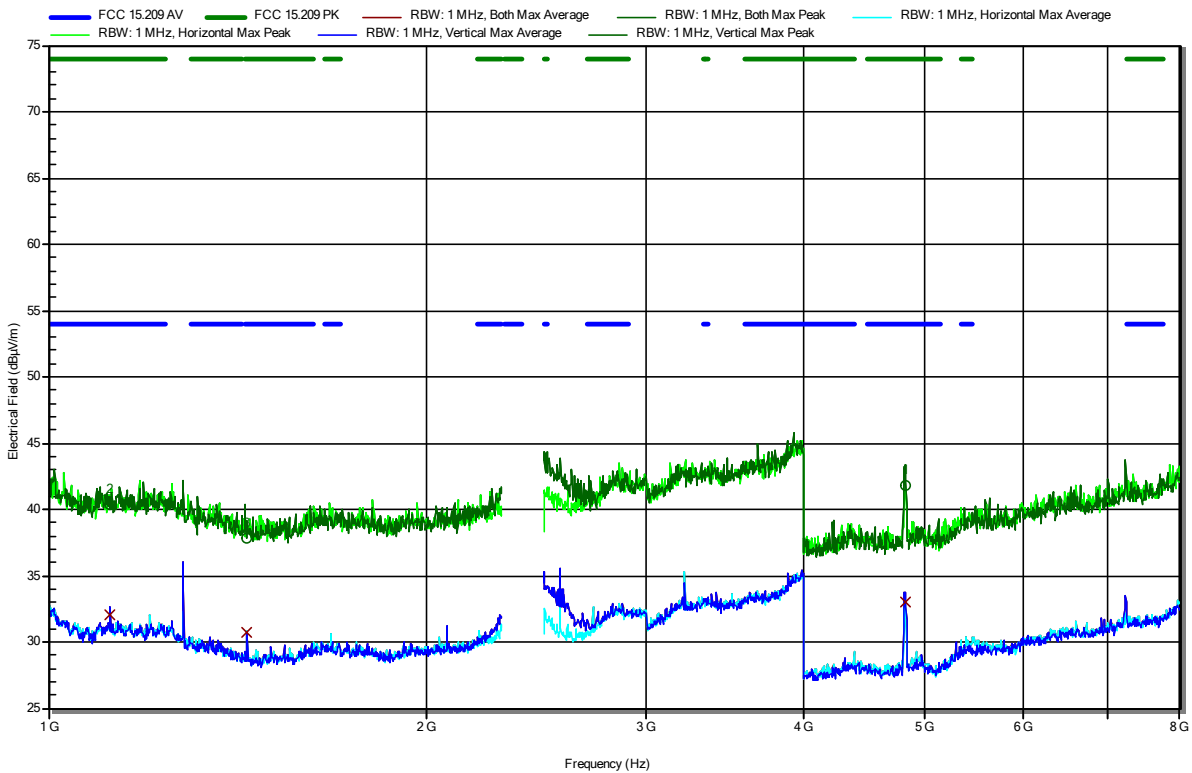


Radiated Spurious Emissions according to 47 CFR Part 15.247

Project Number: G0M-2302-1881
 Applicant: u-blox Malmö AB
 Model Description: Host-based multiradio module
 Model: MAYA-W276-00B
 Test Sample ID: 43211
 Test Site: Eurofins Product Service GmbH
 Operator: Ibraimov Azamat
 Measurement software: RadiMation, version 2020.1.8
 Test Conditions: Tnom: 23 °Celsius, Vnom: 3.3 VDC
 Antenna: Schwarzbeck BBHA 9120B
 Measurement distance: 3 m
 Mode: Tx; IEEE 802.11n, HT20, 2412 MHz, MCS 7, DC=99.5%, Power level 15
 Test Date: 2023-04-14

Index 39

RadiMation



Frequency	Peak	Peak Limit	Peak Difference	Peak Status	Polarization
1.1199 GHz	40.32 dBµV/m	74 dBµV/m	-33.68 dB	Pass	Vertical
1.4399 GHz	37.87 dBµV/m	74 dBµV/m	-36.13 dB	Pass	Vertical
4.8247 GHz	41.82 dBµV/m	74 dBµV/m	-32.18 dB	Pass	Vertical

Frequency	Average	Average Limit	Average Difference	Average Status	Polarization
1.1199 GHz	32.06 dBµV/m	54 dBµV/m	-21.94 dB	Pass	Vertical
1.4399 GHz	30.78 dBµV/m	54 dBµV/m	-23.22 dB	Pass	Vertical
4.8247 GHz	33.07 dBµV/m	54 dBµV/m	-20.93 dB	Pass	Vertical

Test Report No.: G0M-2302-1881-TFC247WF-W276-V03

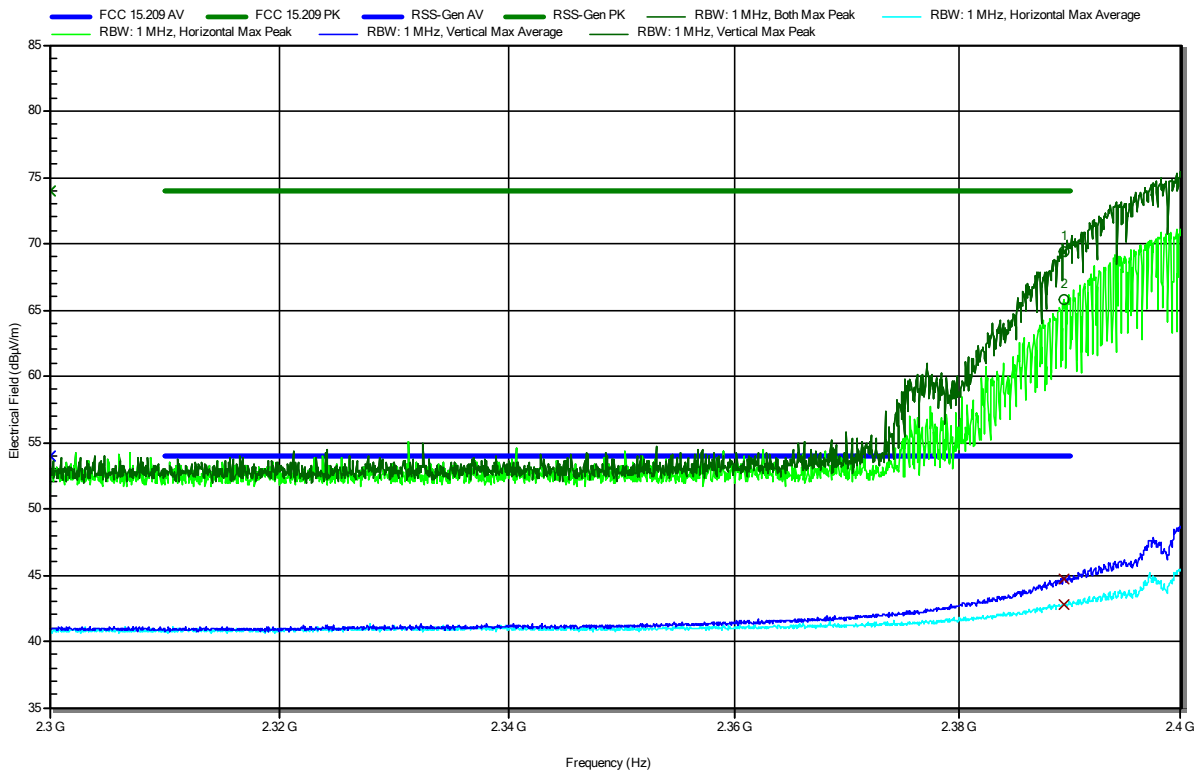
Eurofins Product Service GmbH
 Storkower Str. 38c, D-15526 Reichenwalde, Germany

Radiated Spurious Emissions according to 47 CFR Part 15.247

Project Number: G0M-2302-1881
 Applicant: u-blox Malmö AB
 Model Description: Host-based multiradio module
 Model: MAYA-W276-00B
 Test Sample ID: 43211
 Test Site: Eurofins Product Service GmbH
 Operator: Ibraimov Azamat
 Measurement software: RadiMation, version 2020.1.8
 Test Conditions: Tnom: 23 °Celsius, Vnom: 3.3 VDC
 Antenna: Schwarzbeck BBHA 9120B
 Measurement distance: 3 m
 Mode: Tx; IEEE 802.11n, HT20, 2412 MHz, MCS 7, DC=99.5%, Power level 15
 Test Date: 2023-04-14
 Note: lower bandedge

Index 38

RadiMation



Frequency	Peak	Peak Limit	Peak Difference	Peak Status	Polarization
2.3894 GHz	65.79 dBµV/m	74 dBµV/m	-8.21 dB	Pass	Horizontal
2.3895 GHz	69.45 dBµV/m	74 dBµV/m	-4.55 dB	Pass	Vertical

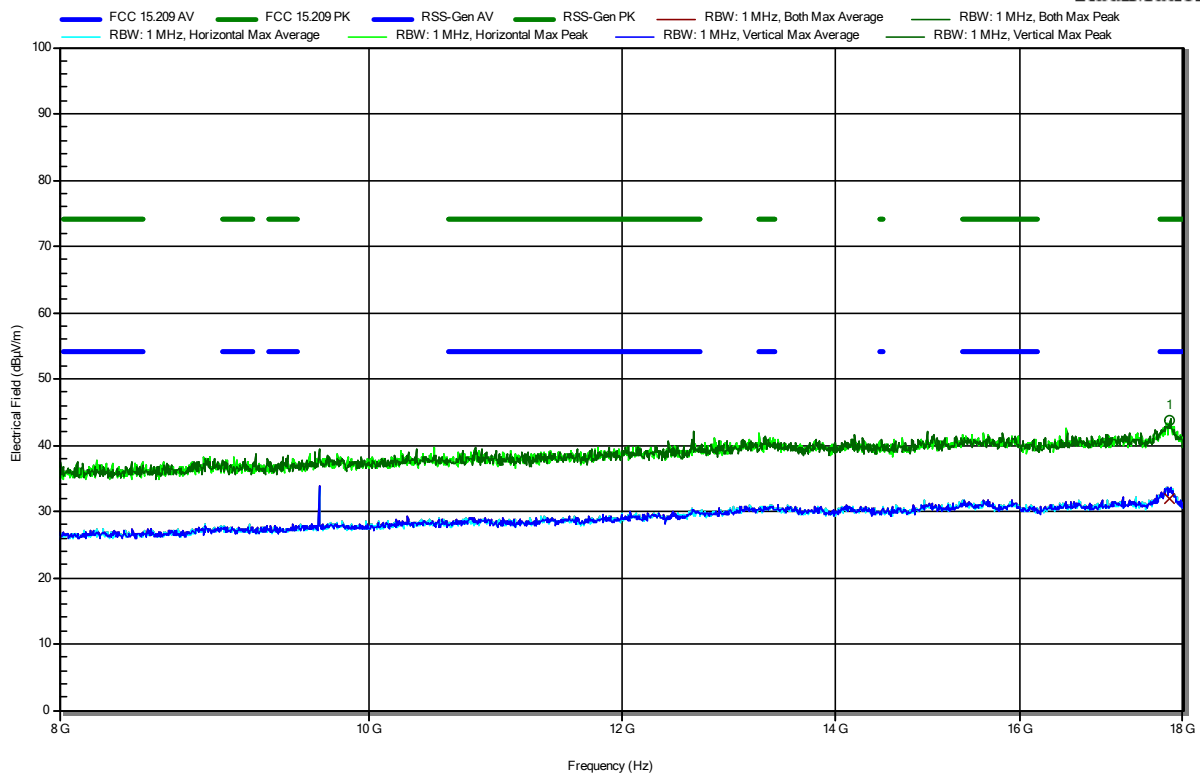
Frequency	Average	Average Limit	Average Difference	Average Status	Polarization
2.3894 GHz	42.73 dBµV/m	54 dBµV/m	-11.27 dB	Pass	Horizontal
2.3895 GHz	44.72 dBµV/m	54 dBµV/m	-9.28 dB	Pass	Vertical

Radiated Spurious Emissions according to 47 CFR Part 15.247

Project Number: G0M-2302-1881
 Applicant: u-blox Malmö AB
 Model Description: Host-based multiradio module
 Model: MAYA-W276-00B
 Test Sample ID: 43211
 Test Site: Eurofins Product Service GmbH
 Operator: Godson Offorji
 Measurement software: RadiMation, version 2020.1.8
 Test Conditions: Tnom: 23 °Celsius, Vnom: 3.3 VDC
 Antenna: Schwarzbeck HWRD 650
 Measurement distance: 3 m
 Mode: Tx; IEEE 802.11n, HT20, 2412 MHz, MCS 7, DC=99%, Power level 15
 Test Date: 2023-04-17

Index 52

RadiMation



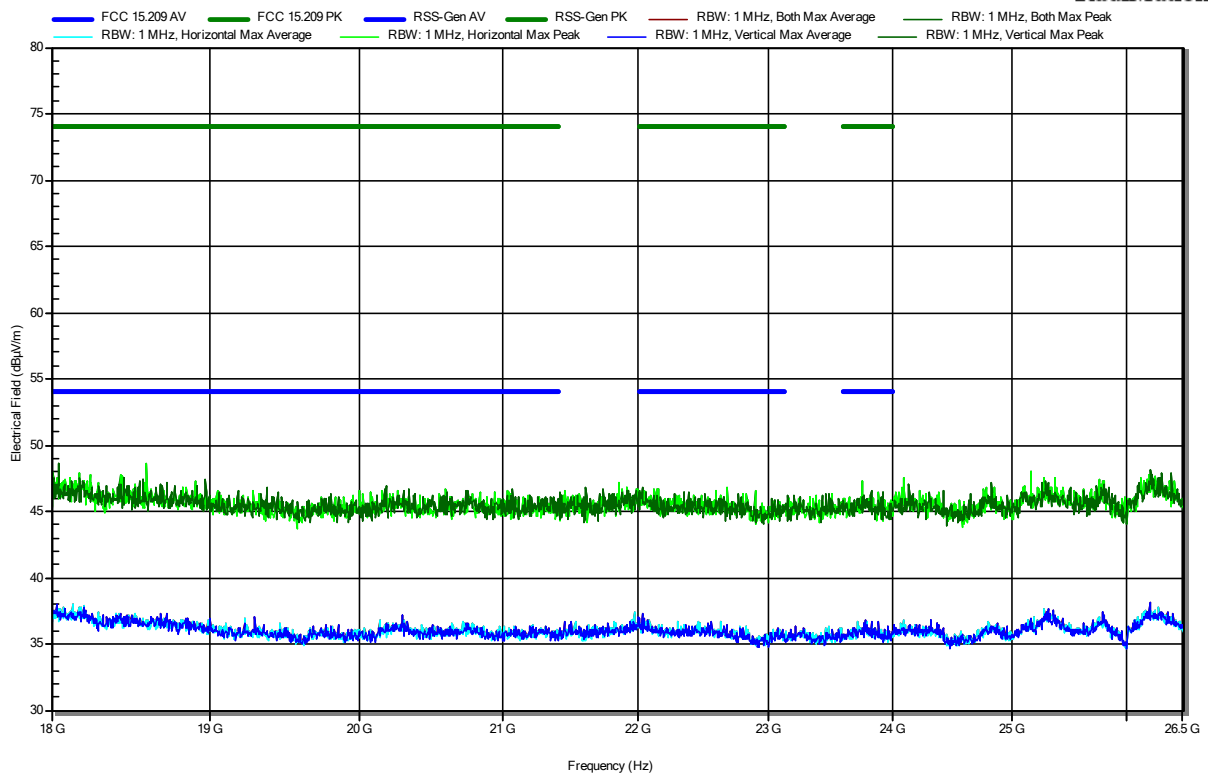
Frequency	Peak	Peak Limit	Peak Difference	Peak Status	Polarization
17.835 GHz	43.83 dBµV/m	74 dBµV/m	-30.17 dB	Pass	Vertical
Frequency	Average	Average Limit	Average Difference	Average Status	Polarization
17.835 GHz	32.03 dBµV/m	54 dBµV/m	-21.97 dB	Pass	Vertical

Radiated Spurious Emissions according to 47 CFR Part 15.247

Project Number: G0M-2302-1881
 Applicant: u-blox Malmö AB
 Model Description: Host-based multiradio module
 Model: MAYA-W276-00B
 Test Sample ID: 43211
 Test Site: Eurofins Product Service GmbH
 Operator: Ibraimov Azamat
 Measurement software: RadiMation, version 2020.1.8
 Test Conditions: Tnom: 23 °Celsius, Vnom: 3.3 VDC
 Antenna: Amplifier Research AT4560
 Measurement distance: 3 m
 Mode: Tx; IEEE 802.11n, HT20, 2412 MHz, MCS7, DC=99.5%, Power level 15
 Test Date: 2023-04-18

Index 67

RadiMation

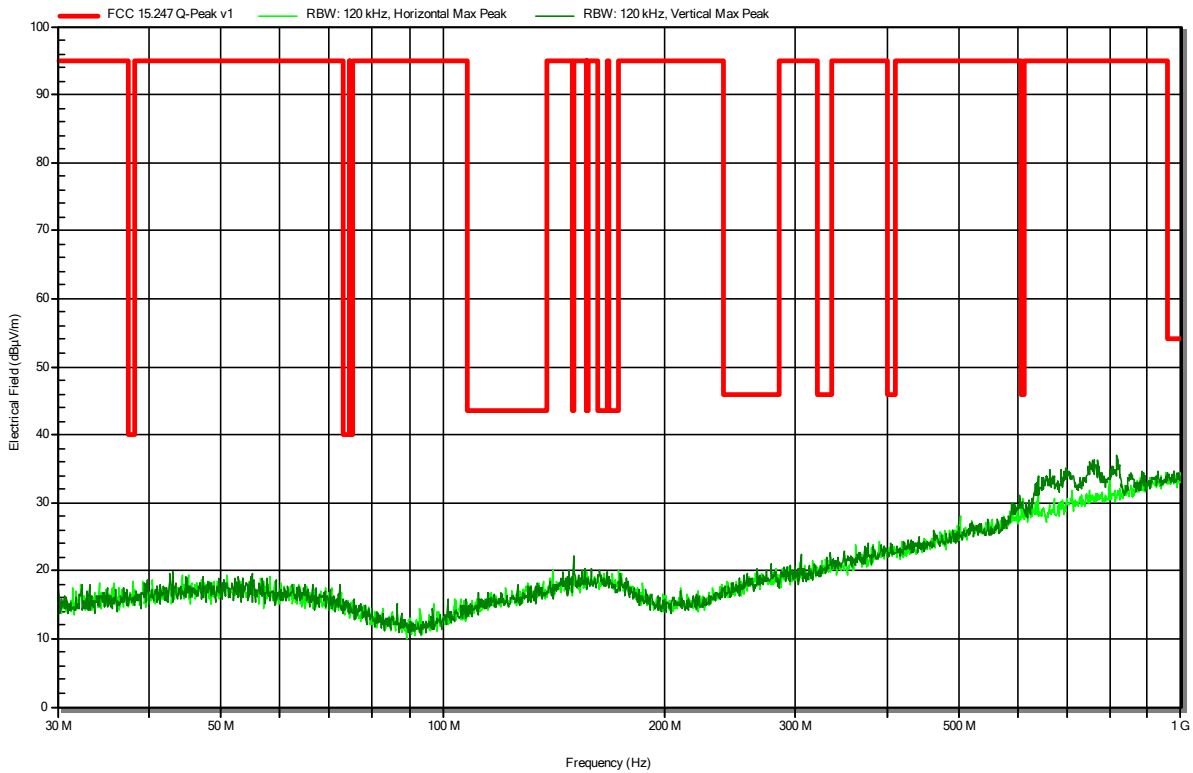


Radiated Spurious Emissions according to 47 CFR Part 15.247

Project Number: G0M-2302-1881
 Applicant: u-blox Malmö AB
 Model Description: Host-based multiradio module
 Model: MAYA-W276-00B
 Test Sample ID: 43211
 Test Site: Eurofins Product Service GmbH
 Operator: A.Ibraimov
 Measurement software: RadiMation, version 2020.1.8
 Test Conditions: Tnom: 22 °Celsius, Vnom: 3.3 VDC
 Antenna: Schwarzbeck VULB 9168
 Measurement distance: 3 m
 Mode: Tx; IEEE 802.11n (HT20), CH6, 2437 MHz, 64-QAM, OFDM, MCS7, DC=99.5%, Power level 15
 Test Date: 2023-04-19

Index 83

RadiMation

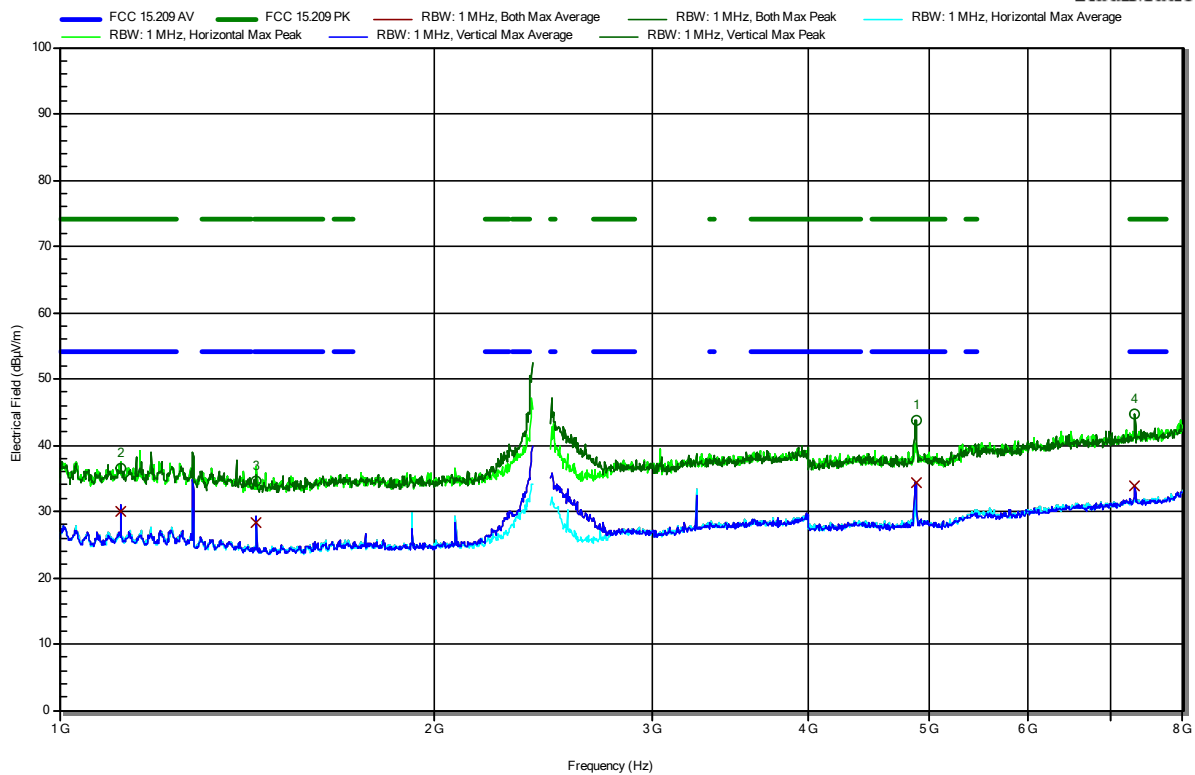


Radiated Spurious Emissions according to 47 CFR Part 15.247

Project Number: G0M-2302-1881
 Applicant: u-blox Malmö AB
 Model Description: Host-based multiradio module
 Model: MAYA-W276-00B
 Test Sample ID: 43211
 Test Site: Eurofins Product Service GmbH
 Operator: Ibraimov Azamat
 Measurement software: RadiMation, version 2020.1.8
 Test Conditions: Tnom: 23 °Celsius, Vnom: 3.3 VDC
 Antenna: Schwarzbeck BBHA 9120B
 Measurement distance: 3 m
 Mode: Tx; IEEE 802.11n, HT20, 2437 MHz, OFDM, MCS 7, DC=99.5%, Power level 15
 Test Date: 2023-04-14

Index 40

RadiMation



Frequency	Peak	Peak Limit	Peak Difference	Peak Status	Polarization
1.1202 GHz	36.58 dBµV/m	74 dBµV/m	-37.42 dB	Pass	Vertical
1.4398 GHz	34.55 dBµV/m	74 dBµV/m	-39.45 dB	Pass	Vertical
4.8775 GHz	43.69 dBµV/m	74 dBµV/m	-30.31 dB	Pass	Vertical
7.3131 GHz	44.68 dBµV/m	74 dBµV/m	-29.32 dB	Pass	Vertical

Frequency	Average	Average Limit	Average Difference	Average Status	Polarization
1.1202 GHz	30.09 dBµV/m	54 dBµV/m	-23.91 dB	Pass	Vertical
1.4398 GHz	28.29 dBµV/m	54 dBµV/m	-25.71 dB	Pass	Vertical
4.8775 GHz	34.24 dBµV/m	54 dBµV/m	-19.76 dB	Pass	Vertical
7.3131 GHz	33.85 dBµV/m	54 dBµV/m	-20.15 dB	Pass	Vertical

Test Report No.: G0M-2302-1881-TFC247WF-W276-V03

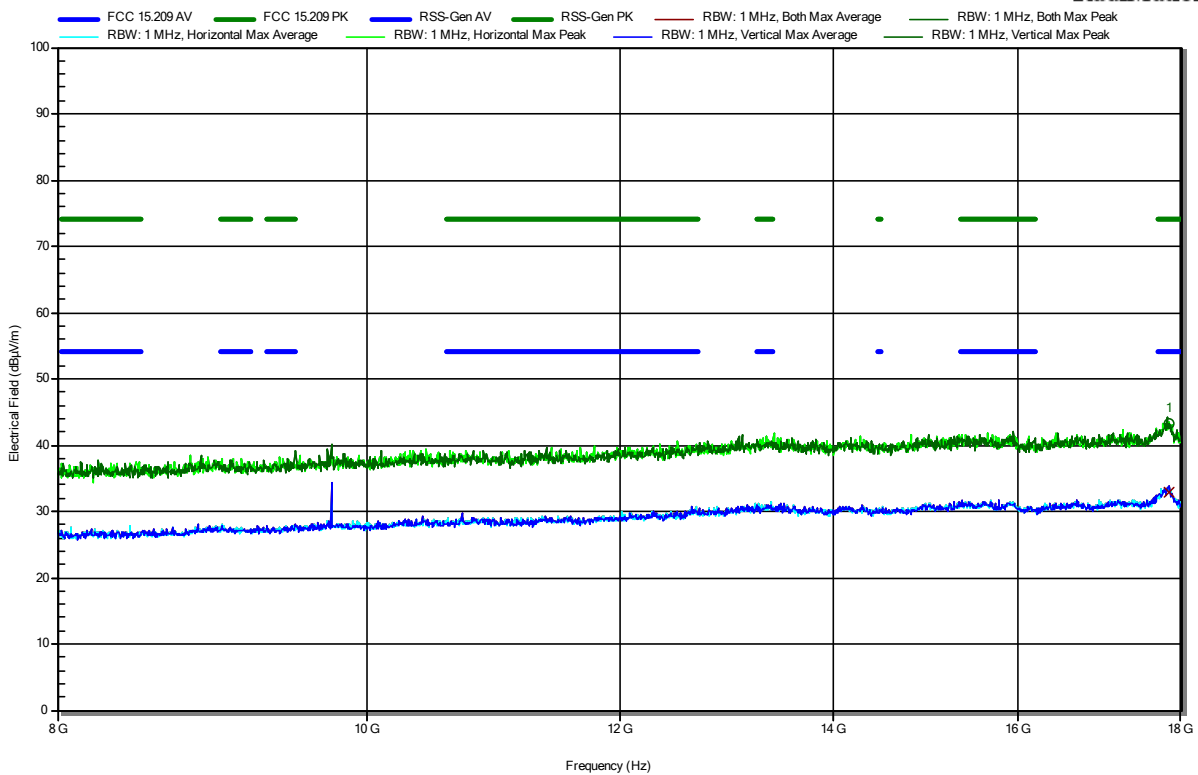
Eurofins Product Service GmbH
 Storkower Str. 38c, D-15526 Reichenwalde, Germany

Radiated Spurious Emissions according to 47 CFR Part 15.247

Project Number: G0M-2302-1881
 Applicant: u-blox Malmö AB
 Model Description: Host-based multiradio module
 Model: MAYA-W276-00B
 Test Sample ID: 43211
 Test Site: Eurofins Product Service GmbH
 Operator: Godson Offorji
 Measurement software: RadiMation, version 2020.1.8
 Test Conditions: Tnom: 23 °Celsius, Vnom: 3.3 VDC
 Antenna: Schwarzbeck HWRD 650
 Measurement distance: 3 m
 Mode: Tx; IEEE 802.11n, HT20, 2437 MHz, OFDM, MCS 7, DC=99%, Power level 15
 Test Date: 2023-04-17

Index 53

RadiMation



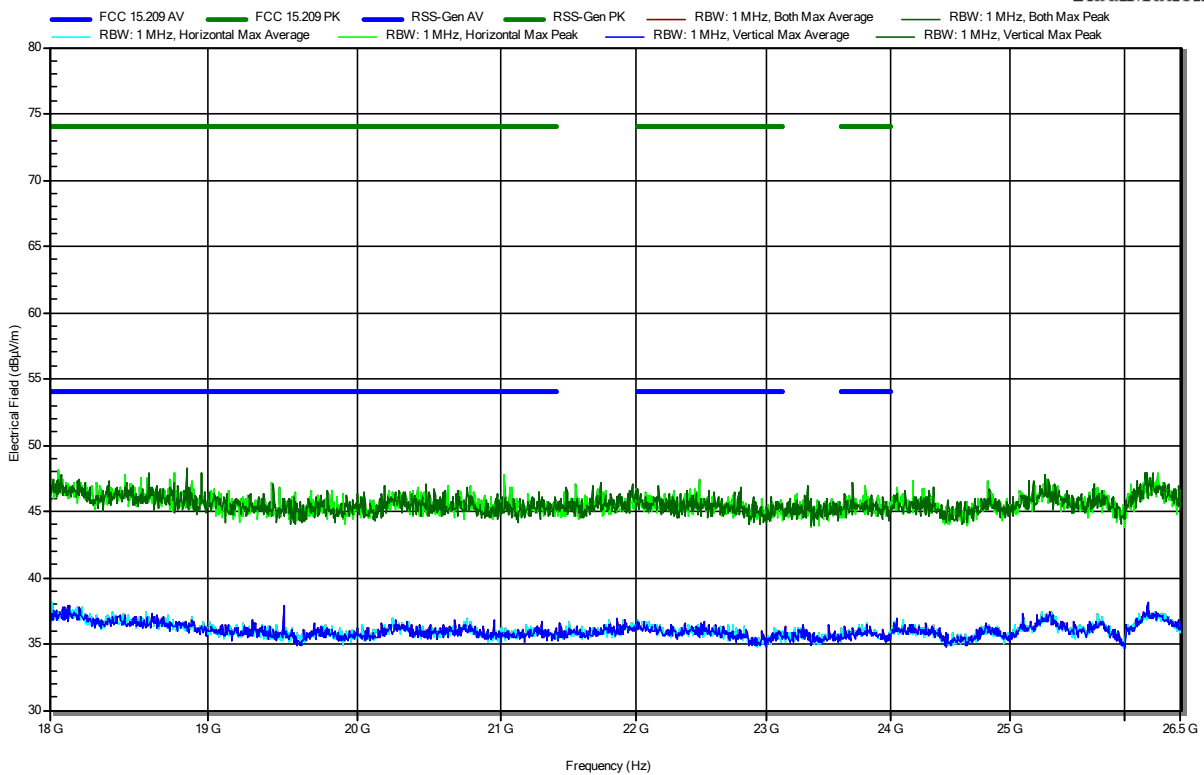
Frequency	Peak	Peak Limit	Peak Difference	Peak Status	Polarization
17.837 GHz	43.35 dBµV/m	74 dBµV/m	-30.65 dB	Pass	Horizontal
Frequency	Average	Average Limit	Average Difference	Average Status	Polarization
17.837 GHz	32.78 dBµV/m	54 dBµV/m	-21.22 dB	Pass	Horizontal

Radiated Spurious Emissions according to 47 CFR Part 15.247

Project Number: G0M-2302-1881
 Applicant: u-blox Malmö AB
 Model Description: Host-based multiradio module
 Model: MAYA-W276-00B
 Test Sample ID: 43211
 Test Site: Eurofins Product Service GmbH
 Operator: Ibraimov Azamat
 Measurement software: RadiMation, version 2020.1.8
 Test Conditions: Tnom: 23 °Celsius, Vnom: 3.3 VDC
 Antenna: Amplifier Research AT4560
 Measurement distance: 3 m
 Mode: Tx; IEEE 802.11n, HT20, 2437 MHz, OFDM, MCS7, DC=99.5%, Power level 15
 Test Date: 2023-04-18

Index 68

RadiMation

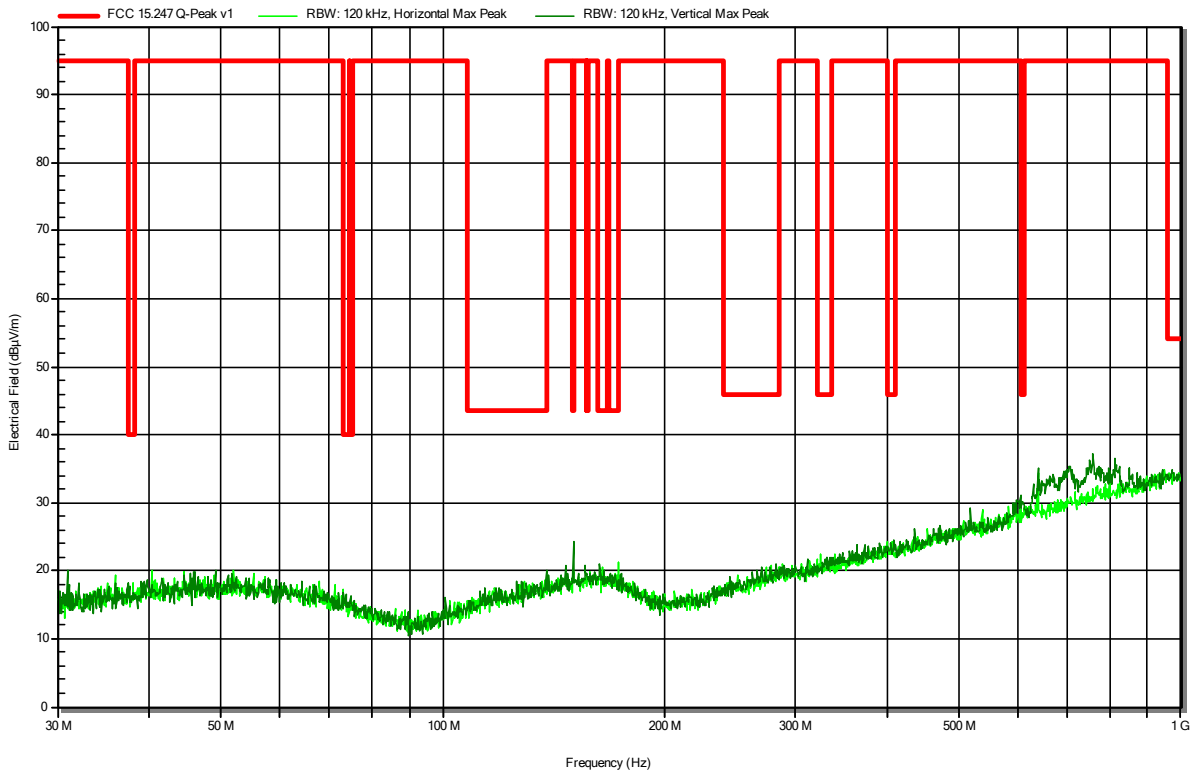


Radiated Spurious Emissions according to 47 CFR Part 15.247

Project Number: G0M-2302-1881
 Applicant: u-blox Malmö AB
 Model Description: Host-based multiradio module
 Model: MAYA-W276-00B
 Test Sample ID: 43211
 Test Site: Eurofins Product Service GmbH
 Operator: A.Ibraimov
 Measurement software: RadiMation, version 2020.1.8
 Test Conditions: Tnom: 22 °Celsius, Vnom: 3.3 VDC
 Antenna: Schwarzbeck VULB 9168
 Measurement distance: 3 m
 Mode: Tx; IEEE 802.11n (HT20), CH11, 2462 MHz, 64-QAM, OFDM, MCS7, DC=99.5%, Power level 15
 Test Date: 2023-04-19

Index 85

RadiMation

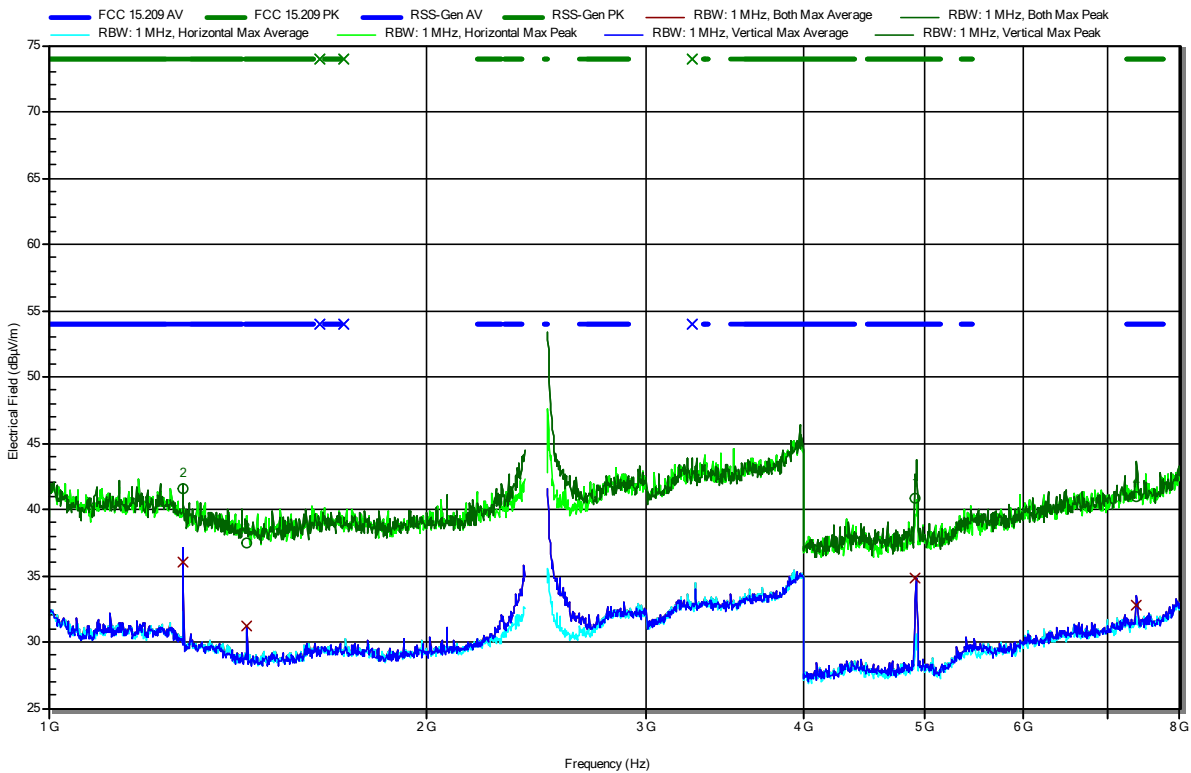


Radiated Spurious Emissions according to 47 CFR Part 15.247

Project Number: G0M-2302-1881
 Applicant: u-blox Malmö AB
 Model Description: Host-based multiradio module
 Model: MAYA-W276-00B
 Test Sample ID: 43211
 Test Site: Eurofins Product Service GmbH
 Operator: Ibraimov Azamat
 Measurement software: RadiMation, version 2020.1.8
 Test Conditions: Tnom: 23 °Celsius, Vnom: 3.3 VDC
 Antenna: Schwarzbeck BBHA 9120B
 Measurement distance: 3 m
 Mode: Tx; IEEE 802.11n, HT20, 2462 MHz, OFDM, MCS 7, DC=99.5%, Power level 15
 Test Date: 2023-04-14

Index 41

RadiMation



Frequency	Peak	Peak Limit	Peak Difference	Peak Status	Polarization
1.28 GHz	41.55 dBµV/m	74 dBµV/m	-32.45 dB	Pass	Vertical
1.44 GHz	37.49 dBµV/m	74 dBµV/m	-36.51 dB	Pass	Vertical
4.923 GHz	40.85 dBµV/m	74 dBµV/m	-33.15 dB	Pass	Vertical
7.383 GHz	40.94 dBµV/m	74 dBµV/m	-33.06 dB	Pass	Vertical

Frequency	Average	Average Limit	Average Difference	Average Status	Polarization
1.28 GHz	36.04 dBµV/m	54 dBµV/m	-17.96 dB	Pass	Vertical
1.44 GHz	31.24 dBµV/m	54 dBµV/m	-22.76 dB	Pass	Vertical
4.923 GHz	34.84 dBµV/m	54 dBµV/m	-19.16 dB	Pass	Vertical
7.383 GHz	32.76 dBµV/m	54 dBµV/m	-21.24 dB	Pass	Vertical

Test Report No.: G0M-2302-1881-TFC247WF-W276-V03

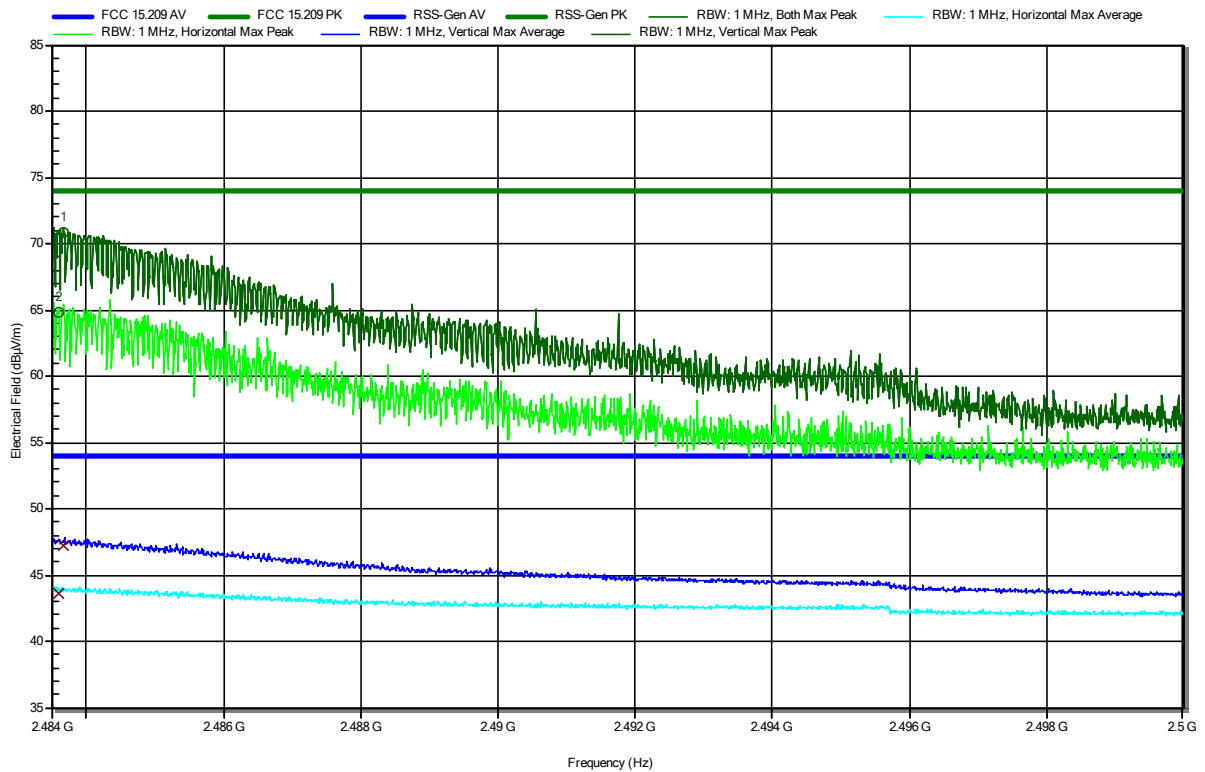
Eurofins Product Service GmbH
 Storkower Str. 38c, D-15526 Reichenwalde, Germany

Radiated Spurious Emissions according to 47 CFR Part 15.247

Project Number: G0M-2302-1881
 Applicant: u-blox Malmö AB
 Model Description: Host-based multiradio module
 Model: MAYA-W276-00B
 Test Sample ID: 43211
 Test Site: Eurofins Product Service GmbH
 Operator: Ibraimov Azamat
 Measurement software: RadiMation, version 2020.1.8
 Test Conditions: Tnom: 23 °Celsius, Vnom: 3.3 VDC
 Antenna: Schwarzbeck BBHA 9120B
 Measurement distance: 3 m
 Mode: Tx; IEEE 802.11n, HT20, 2462 MHz, OFDM, MCS 7, DC=99.5%, Power level 15
 Test Date: 2023-04-14
 Note: upper bandedge

Index 36

RadiMation



Frequency	Peak	Peak Limit	Peak Difference	Peak Status	Polarization
2.4836 GHz	64.81 dBµV/m	74 dBµV/m	-9.19 dB	Pass	Horizontal
2.4837 GHz	70.83 dBµV/m	74 dBµV/m	-3.17 dB	Pass	Vertical

Frequency	Average	Average Limit	Average Difference	Average Status	Polarization
2.4836 GHz	43.65 dBµV/m	54 dBµV/m	-10.35 dB	Pass	Horizontal
2.4837 GHz	47.28 dBµV/m	54 dBµV/m	-6.72 dB	Pass	Vertical

Test Report No.: G0M-2302-1881-TFC247WF-W276-V03

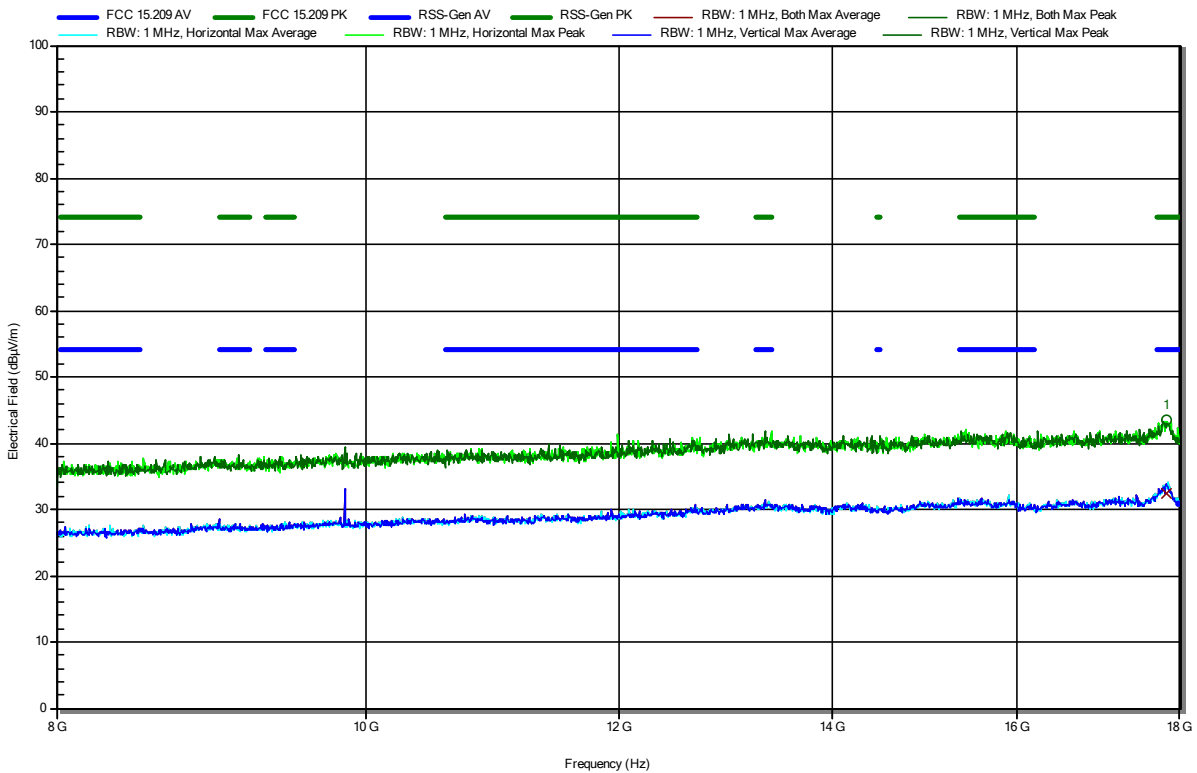
Eurofins Product Service GmbH
 Storkower Str. 38c, D-15526 Reichenwalde, Germany

Radiated Spurious Emissions according to 47 CFR Part 15.247

Project Number: G0M-2302-1881
 Applicant: u-blox Malmö AB
 Model Description: Host-based multiradio module
 Model: MAYA-W276-00B
 Test Sample ID: 43211
 Test Site: Eurofins Product Service GmbH
 Operator: Godson Offorji
 Measurement software: RadiMation, version 2020.1.8
 Test Conditions: Tnom: 23 °Celsius, Vnom: 3.3 VDC
 Antenna: Schwarzbeck HWRD 650
 Measurement distance: 3 m
 Mode: Tx; IEEE 802.11n, HT20, 2462 MHz, OFDM, MCS 7, DC=99%, Power level 15
 Test Date: 2023-04-17

Index 54

RadiMation



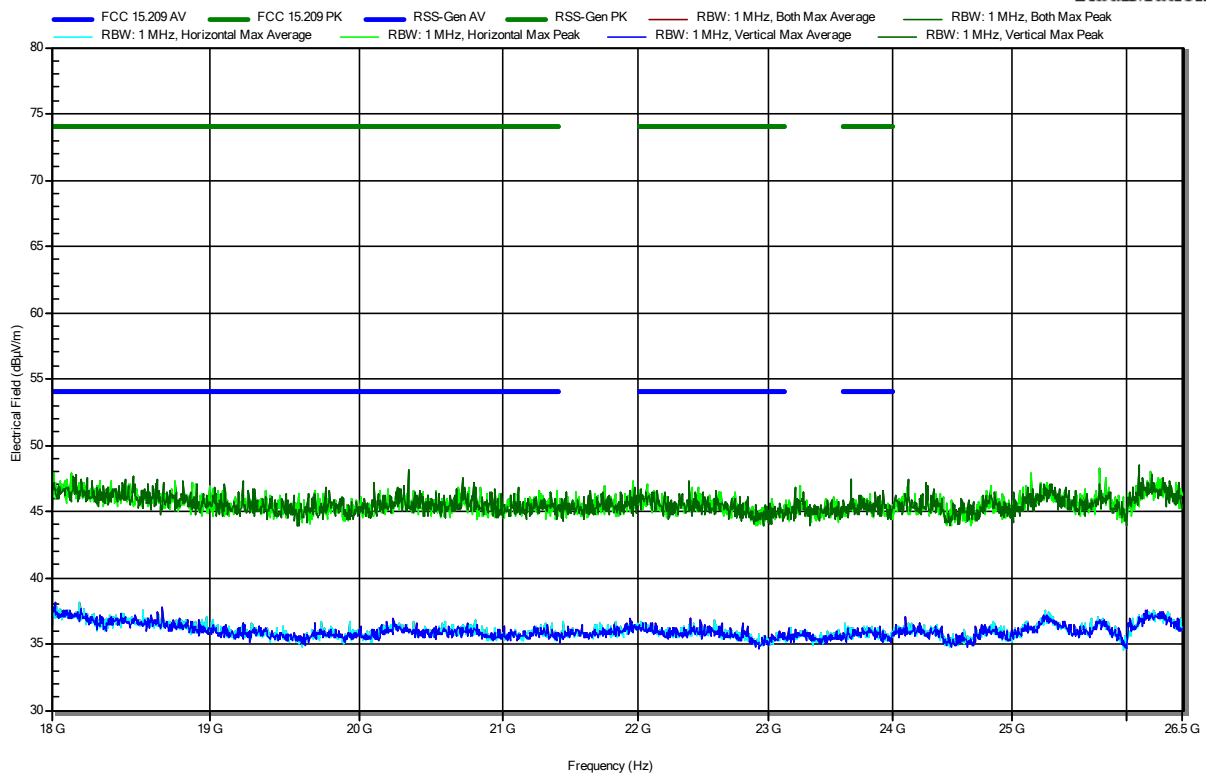
Frequency	Peak	Peak Limit	Peak Difference	Peak Status	Polarization
17.827 GHz	43.41 dBµV/m	74 dBµV/m	-30.59 dB	Pass	Horizontal
Frequency	Average	Average Limit	Average Difference	Average Status	Polarization
17.827 GHz	32.32 dBµV/m	54 dBµV/m	-21.68 dB	Pass	Horizontal

Radiated Spurious Emissions according to 47 CFR Part 15.247

Project Number: G0M-2302-1881
 Applicant: u-blox Malmö AB
 Model Description: Host-based multiradio module
 Model: MAYA-W276-00B
 Test Sample ID: 43211
 Test Site: Eurofins Product Service GmbH
 Operator: Ibraimov Azamat
 Measurement software: RadiMation, version 2020.1.8
 Test Conditions: Tnom: 23 °Celsius, Vnom: 3.3 VDC
 Antenna: Amplifier Research AT4560
 Measurement distance: 3 m
 Mode: Tx; IEEE 802.11n, HT20, 2462 MHz, OFDM, MCS7, DC=99.5%, Power level 15
 Test Date: 2023-04-18

Index 69

RadiMation

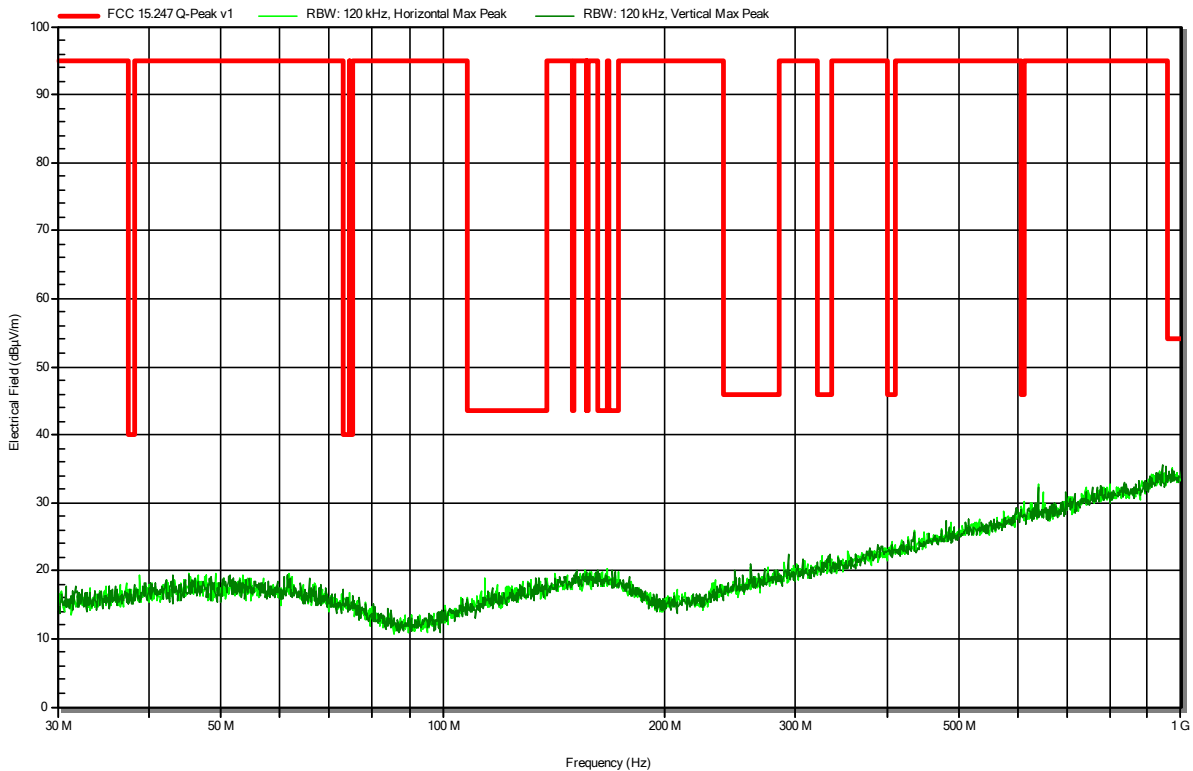


Radiated Spurious Emissions according to 47 CFR Part 15.247

Project Number: G0M-2302-1881
 Applicant: u-blox Malmö AB
 Model Description: Host-based multiradio module
 Model: MAYA-W276-00B
 Test Sample ID: 43211
 Test Site: Eurofins Product Service GmbH
 Operator: A.Ibraimov
 Measurement software: RadiMation, version 2020.1.8
 Test Conditions: Tnom: 24 °Celsius, Vnom: 3.3 VDC
 Antenna: Schwarzbeck VULB 9168
 Measurement distance: 3 m
 Mode: Tx; IEEE 802.11n (HT40), CH3, 2422 MHz, 64-QAM, OFDM, MCS6, DC=98.5%, Power level 15
 Test Date: 2023-04-24

Index 87

RadiMation

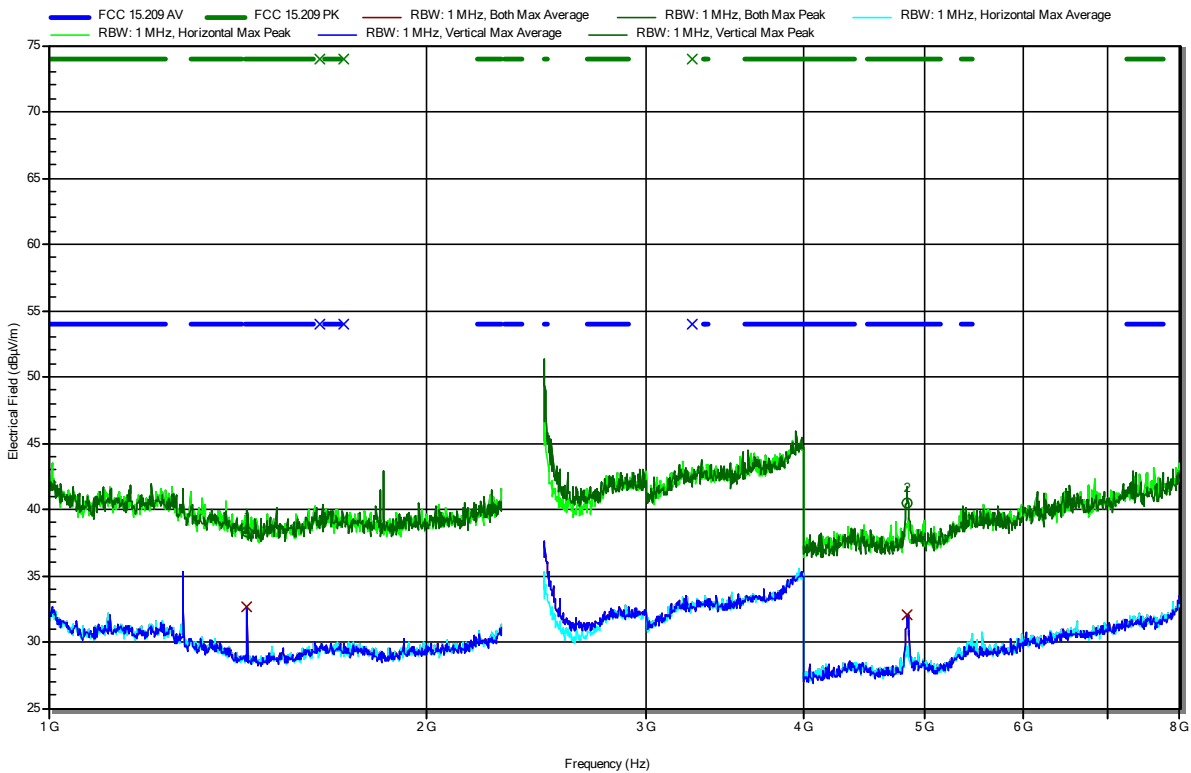


Radiated Spurious Emissions according to 47 CFR Part 15.247

Project Number: G0M-2302-1881
 Applicant: u-blox Malmö AB
 Model Description: Host-based multiradio module
 Model: MAYA-W276-00B
 Test Sample ID: 43211
 Test Site: Eurofins Product Service GmbH
 Operator: Godson Offorji
 Measurement software: RadiMation, version 2020.1.8
 Test Conditions: Tnom: 23 °Celsius, Vnom: 3.3 VDC
 Antenna: Schwarzbeck BBHA 9120B
 Measurement distance: 3 m
 Mode: Tx; IEEE 802.11n, HT40, 2422 MHz, OFDM, MCS 7, DC=99%, Power level 15
 Test Date: 2023-04-17

Index 47

RadiMation



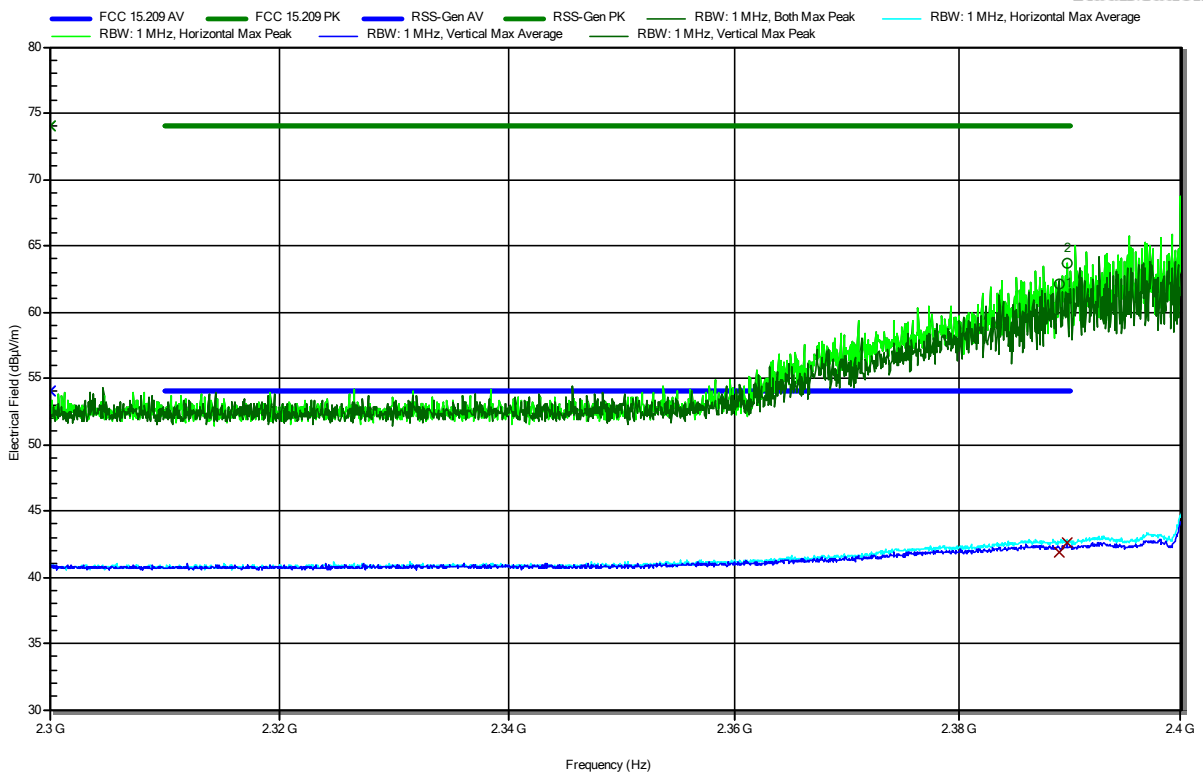
Frequency	Peak	Peak Limit	Peak Difference	Peak Status	Polarization
1.4401 GHz	38.25 dBµV/m	74 dBµV/m	-35.75 dB	Pass	Vertical
4.8513 GHz	40.48 dBµV/m	74 dBµV/m	-33.52 dB	Pass	Vertical
Frequency	Average	Average Limit	Average Difference	Average Status	Polarization
1.4401 GHz	32.64 dBµV/m	54 dBµV/m	-21.36 dB	Pass	Vertical
4.8513 GHz	32 dBµV/m	54 dBµV/m	-22 dB	Pass	Vertical

Radiated Spurious Emissions according to 47 CFR Part 15.247

Project Number: G0M-2302-1881
 Applicant: u-blox Malmö AB
 Model Description: Host-based multiradio module
 Model: MAYA-W276-00B
 Test Sample ID: 43211
 Test Site: Eurofins Product Service GmbH
 Operator: Godson Offorji
 Measurement software: RadiMation, version 2020.1.8
 Test Conditions: Tnom: 23 °Celsius, Vnom: 3.3 VDC
 Antenna: Schwarzbeck BBHA 9120B
 Measurement distance: 3 m
 Mode: Tx; IEEE 802.11n, HT40, 2422 MHz, OFDM, MCS 7, DC=99%, Power level 15
 Test Date: 2023-04-17
 Note: lower bandedge

Index 43

RadiMation



Frequency	Peak	Peak Limit	Peak Difference	Peak Status	Polarization
2.389 GHz	62.09 dBµV/m	74 dBµV/m	-11.91 dB	Pass	Vertical
2.3898 GHz	63.64 dBµV/m	74 dBµV/m	-10.36 dB	Pass	Horizontal

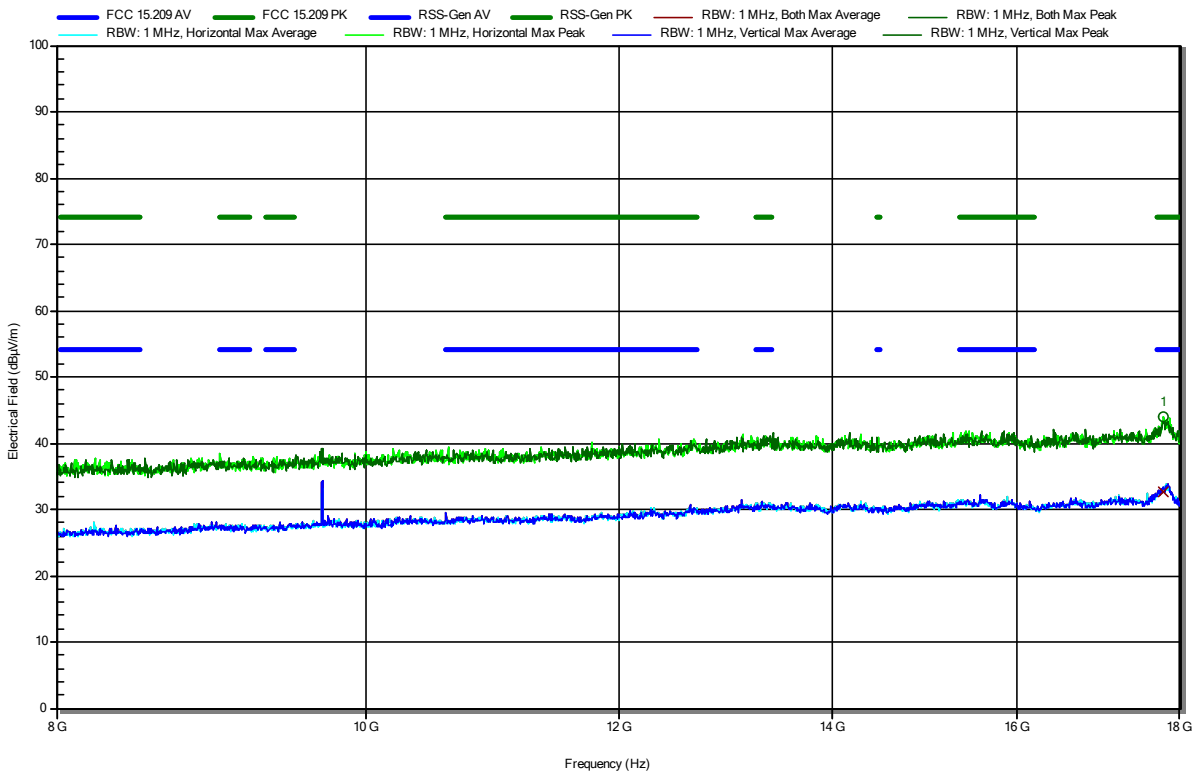
Frequency	Average	Average Limit	Average Difference	Average Status	Polarization
2.389 GHz	41.86 dBµV/m	54 dBµV/m	-12.14 dB	Pass	Vertical
2.3898 GHz	42.6 dBµV/m	54 dBµV/m	-11.4 dB	Pass	Horizontal

Radiated Spurious Emissions according to 47 CFR Part 15.247

Project Number: G0M-2302-1881
 Applicant: u-blox Malmö AB
 Model Description: Host-based multiradio module
 Model: MAYA-W276-00B
 Test Sample ID: 43211
 Test Site: Eurofins Product Service GmbH
 Operator: Godson Offorji
 Measurement software: RadiMation, version 2020.1.8
 Test Conditions: Tnom: 23 °Celsius, Vnom: 3.3 VDC
 Antenna: Schwarzbeck HWRD 650
 Measurement distance: 3 m
 Mode: Tx; IEEE 802.11n, HT40, 2422 MHz, OFDM, MCS 7, DC=99%, Power level 15
 Test Date: 2023-04-17

Index 50

RadiMation



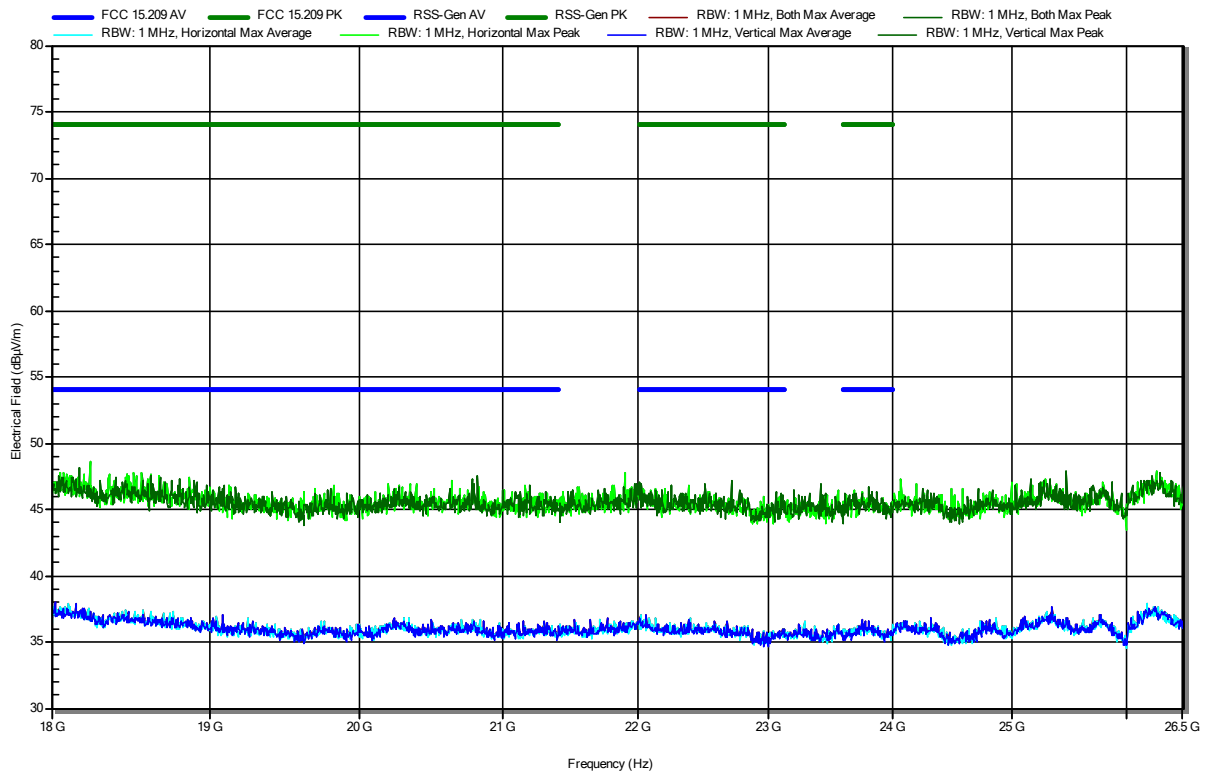
Frequency	Peak	Peak Limit	Peak Difference	Peak Status	Polarization
17.785 GHz	43.98 dBµV/m	74 dBµV/m	-30.02 dB	Pass	Horizontal
Frequency	Average	Average Limit	Average Difference	Average Status	Polarization
17.785 GHz	32.74 dBµV/m	54 dBµV/m	-21.26 dB	Pass	Horizontal

Radiated Spurious Emissions according to 47 CFR Part 15.247

Project Number: G0M-2302-1881
 Applicant: u-blox Malmö AB
 Model Description: Host-based multiradio module
 Model: MAYA-W276-00B
 Test Sample ID: 43211
 Test Site: Eurofins Product Service GmbH
 Operator: Ibraimov Azamat
 Measurement software: RadiMation, version 2020.1.8
 Test Conditions: Tnom: 23 °Celsius, Vnom: 3.3 VDC
 Antenna: Amplifier Research AT4560
 Measurement distance: 3 m
 Mode: Tx; IEEE 802.11n, HT40, 2422 MHz, OFDM, MCS 7, DC=99%, Power level 15
 Test Date: 2023-04-18

Index 70

RadiMation

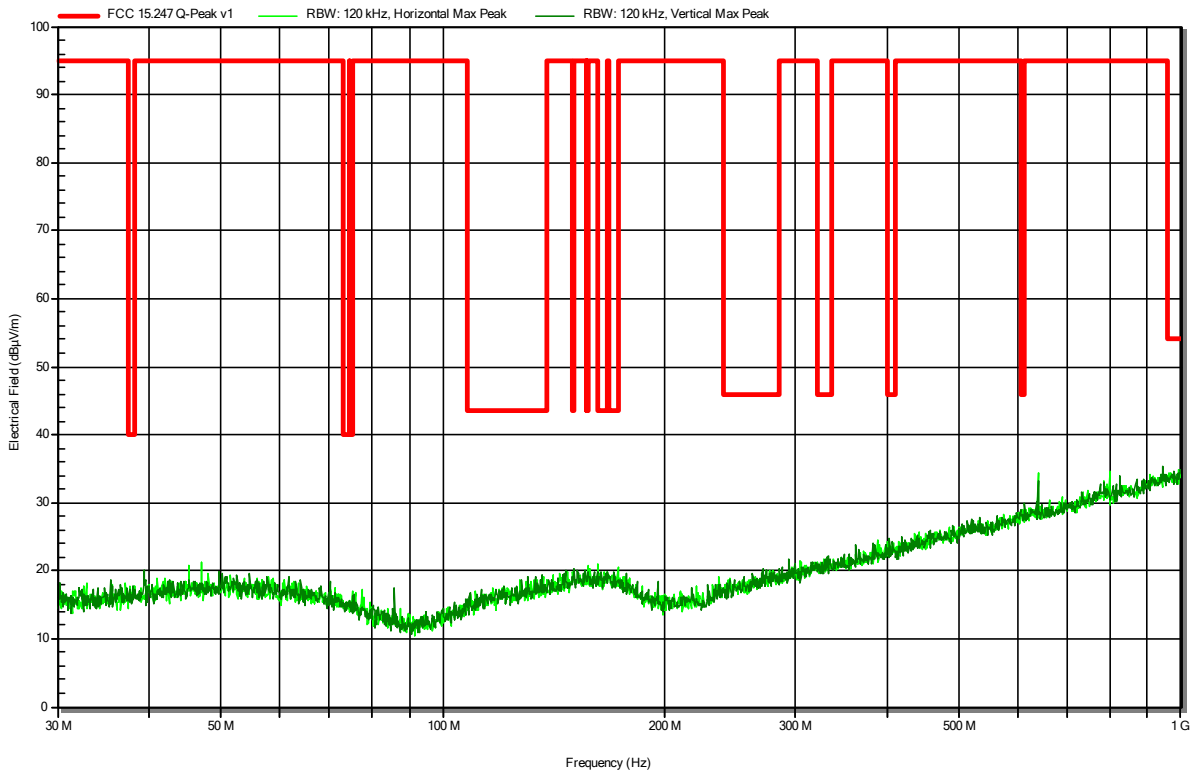


Radiated Spurious Emissions according to 47 CFR Part 15.247

Project Number: G0M-2302-1881
 Applicant: u-blox Malmö AB
 Model Description: Host-based multiradio module
 Model: MAYA-W276-00B
 Test Sample ID: 43211
 Test Site: Eurofins Product Service GmbH
 Operator: A.Ibraimov
 Measurement software: RadiMation, version 2020.1.8
 Test Conditions: Tnom: 24 °Celsius, Vnom: 3.3 VDC
 Antenna: Schwarzbeck VULB 9168
 Measurement distance: 3 m
 Mode: Tx; IEEE 802.11n (HT40), CH6, 2437 MHz, 64-QAM, OFDM, MCS7, DC=98.5%, Power level 15
 Test Date: 2023-04-24

Index 89

RadiMation

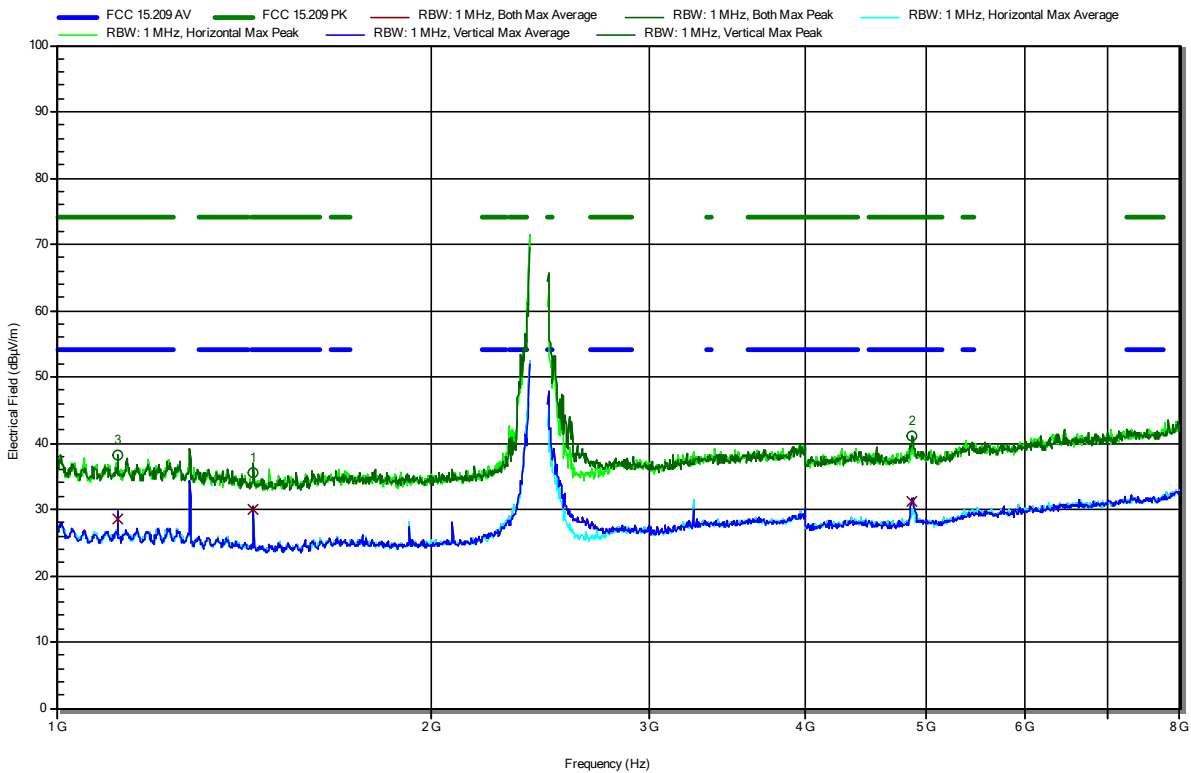


Radiated Spurious Emissions according to 47 CFR Part 15.247

Project Number: G0M-2302-1881
 Applicant: u-blox Malmö AB
 Model Description: Host-based multiradio module
 Model: MAYA-W276-00B
 Test Sample ID: 43211
 Test Site: Eurofins Product Service GmbH
 Operator: Godson Offorji
 Measurement software: RadiMation, version 2020.1.8
 Test Conditions: Tnom: 23 °Celsius, Vnom: 3.3 VDC
 Antenna: Schwarzbeck BBHA 9120B
 Measurement distance: 3 m
 Mode: Tx; IEEE 802.11n, HT40, 2437 MHz, OFDM, MCS 7, DC=98.5%, Power level 15
 Test Date: 2023-04-17

Index 48

RadiMation



Frequency	Peak	Peak Limit	Peak Difference	Peak Status	Polarization
1.1201 GHz	38.14 dBµV/m	74 dBµV/m	-35.86 dB	Pass	Vertical
1.4399 GHz	35.65 dBµV/m	74 dBµV/m	-38.35 dB	Pass	Vertical
4.8748 GHz	41.03 dBµV/m	74 dBµV/m	-32.97 dB	Pass	Vertical

Frequency	Average	Average Limit	Average Difference	Average Status	Polarization
1.1201 GHz	28.59 dBµV/m	54 dBµV/m	-25.41 dB	Pass	Vertical
1.4399 GHz	30.06 dBµV/m	54 dBµV/m	-23.94 dB	Pass	Vertical
4.8748 GHz	31.22 dBµV/m	54 dBµV/m	-22.78 dB	Pass	Vertical

Test Report No.: G0M-2302-1881-TFC247WF-W276-V03

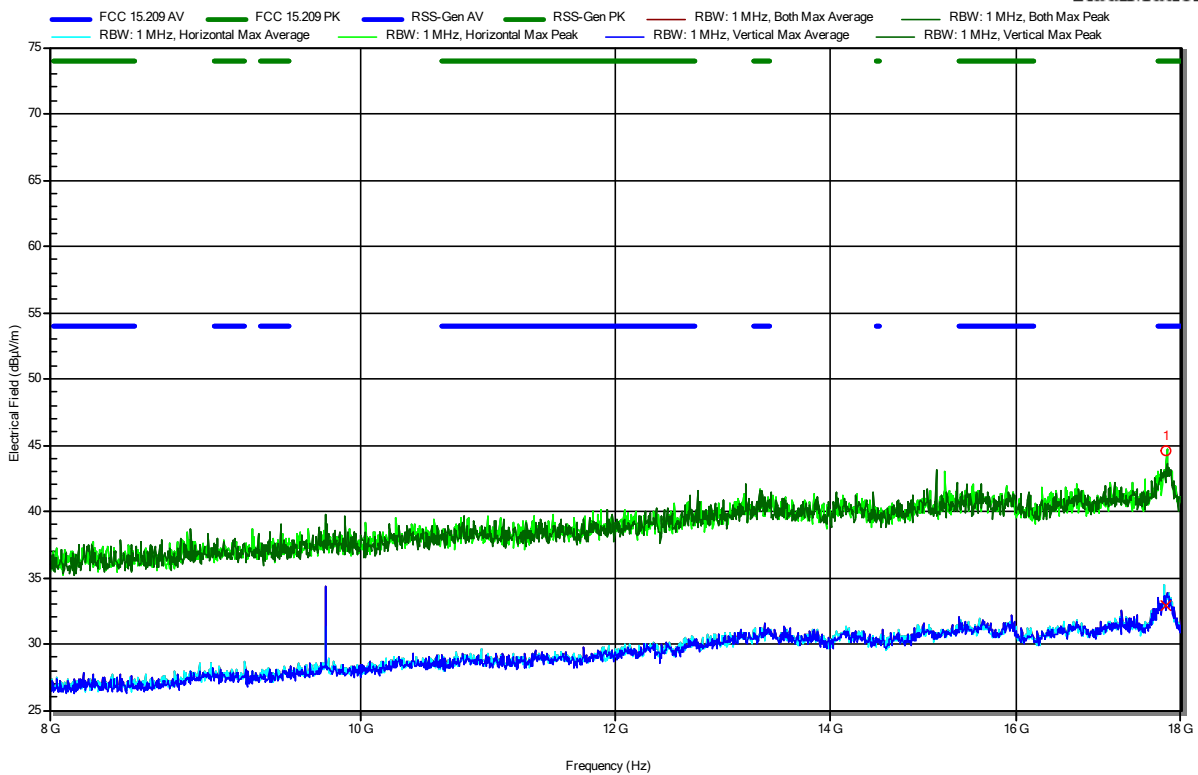
Eurofins Product Service GmbH
 Storkower Str. 38c, D-15526 Reichenwalde, Germany

Radiated Spurious Emissions according to 47 CFR Part 15.247

Project Number: G0M-2302-1881
 Applicant: u-blox Malmö AB
 Model Description: Host-based multiradio module
 Model: MAYA-W276-00B
 Test Sample ID: 43211
 Test Site: Eurofins Product Service GmbH
 Operator: Godson Offorji
 Measurement software: RadiMation, version 2020.1.8
 Test Conditions: Tnom: 23 °Celsius, Vnom: 3.3 VDC
 Antenna: Schwarzbeck HWRD 650
 Measurement distance: 3 m
 Mode: Tx; IEEE 802.11n, HT40, 2437 MHz, OFDM, MCS 7, DC=99%, Power level 15
 Test Date: 2023-04-17

Index 49

RadiMation



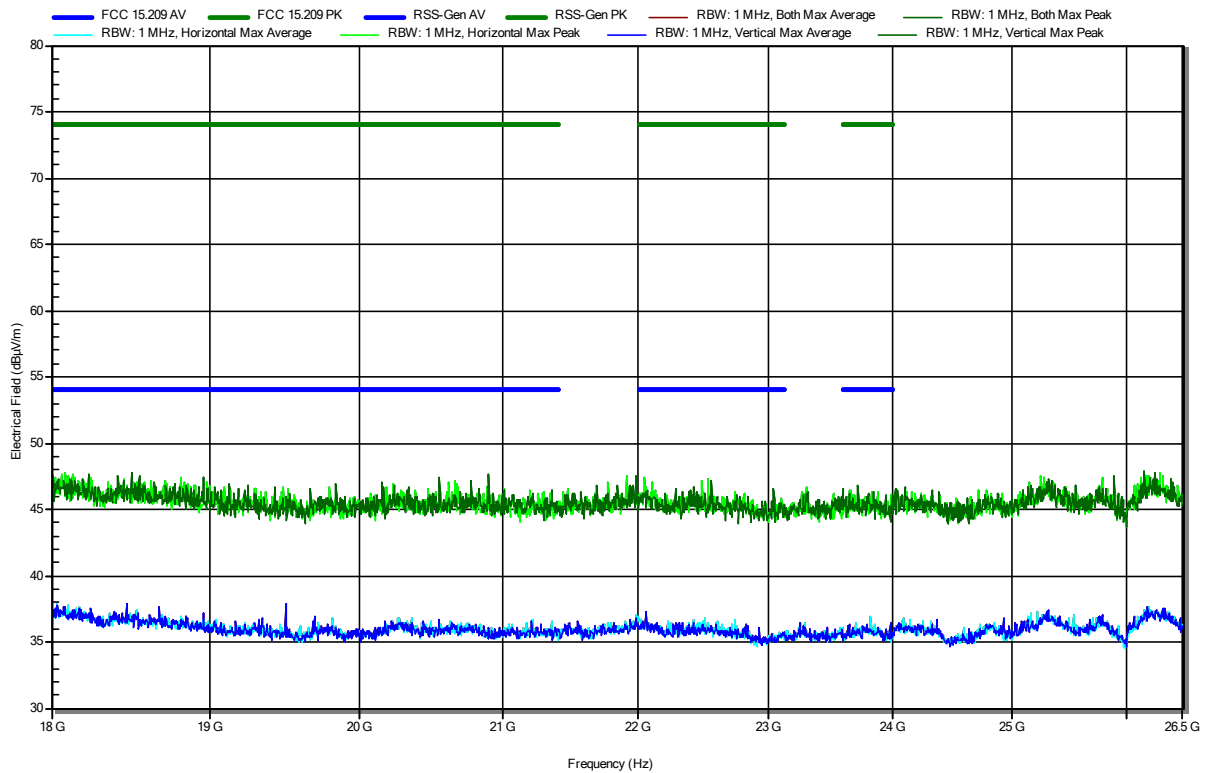
Frequency 17.811 GHz	Peak 44.61 dBµV/m	Peak Limit 74 dBµV/m	Peak Difference -29.39 dB	Peak Status Pass	Polarization Horizontal
Frequency 17.811 GHz	Average 32.88 dBµV/m	Average Limit 54 dBµV/m	Average Difference -21.12 dB	Average Status Pass	Polarization Horizontal

Radiated Spurious Emissions according to 47 CFR Part 15.247

Project Number: G0M-2302-1881
 Applicant: u-blox Malmö AB
 Model Description: Host-based multiradio module
 Model: MAYA-W276-00B
 Test Sample ID: 43211
 Test Site: Eurofins Product Service GmbH
 Operator: Ibraimov Azamat
 Measurement software: RadiMation, version 2020.1.8
 Test Conditions: Tnom: 23 °Celsius, Vnom: 3.3 VDC
 Antenna: Amplifier Research AT4560
 Measurement distance: 3 m
 Mode: Tx; IEEE 802.11n, HT40, 2437 MHz, OFDM, MCS7, DC=99%, Power level 15
 Test Date: 2023-04-18

Index 71

RadiMation

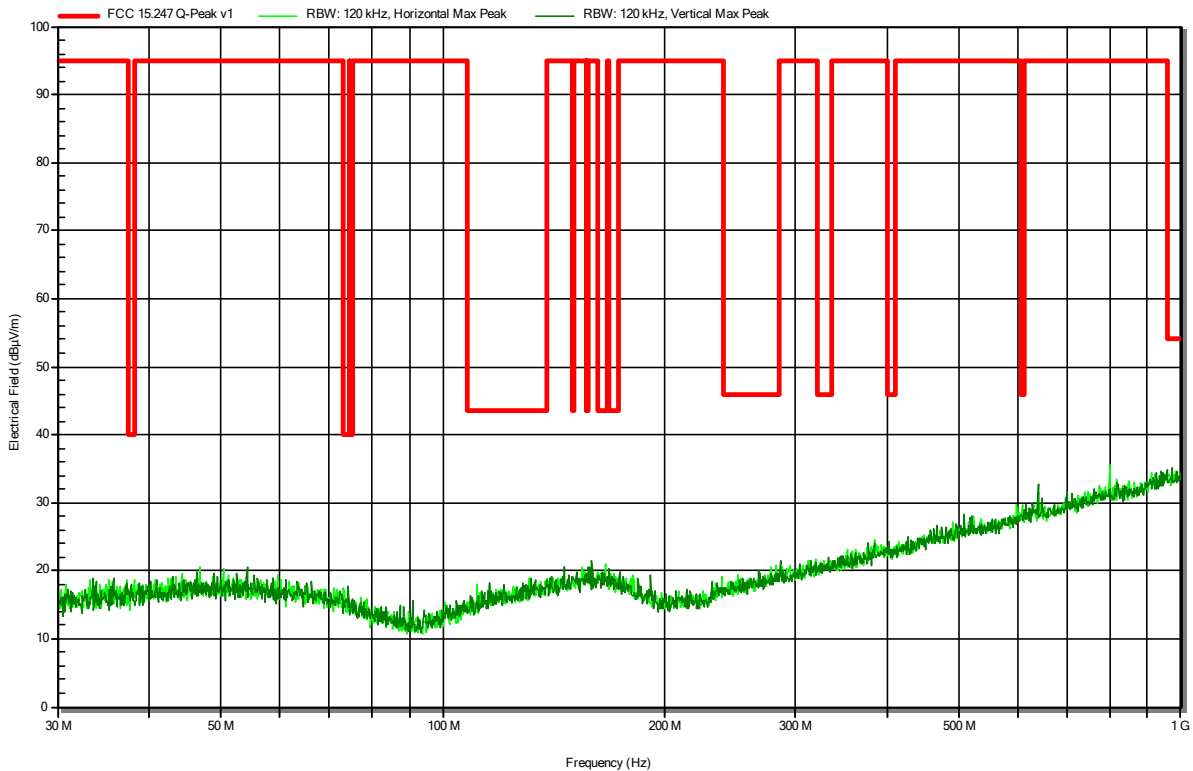


Radiated Spurious Emissions according to 47 CFR Part 15.247

Project Number: G0M-2302-1881
 Applicant: u-blox Malmö AB
 Model Description: Host-based multiradio module
 Model: MAYA-W276-00B
 Test Sample ID: 43211
 Test Site: Eurofins Product Service GmbH
 Operator: A.Ibraimov
 Measurement software: RadiMation, version 2020.1.8
 Test Conditions: Tnom: 24 °Celsius, Vnom: 3.3 VDC
 Antenna: Schwarzbeck VULB 9168
 Measurement distance: 3 m
 Mode: Tx; IEEE 802.11n (HT40), CH9, 2452 MHz, 64-QAM, OFDM, MCS7, DC=98.5%, Power level 15
 Test Date: 2023-04-24

Index 90

RadiMation

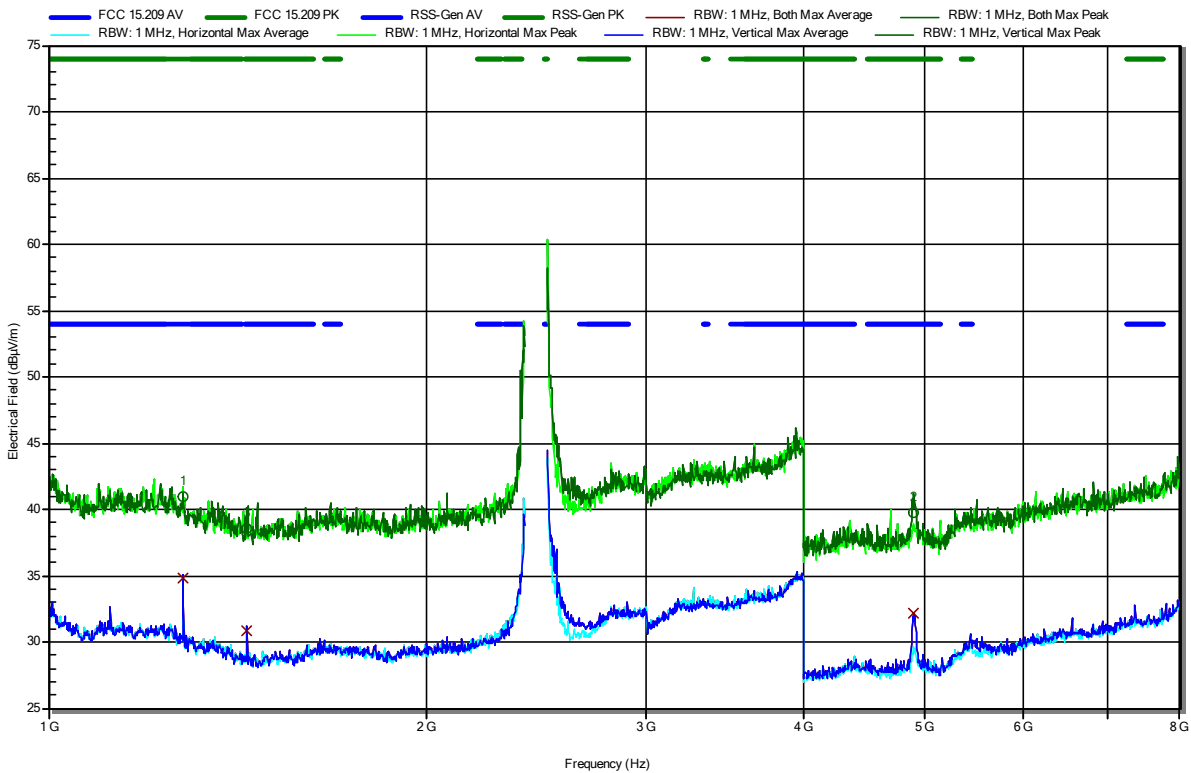


Radiated Spurious Emissions according to 47 CFR Part 15.247

Project Number: G0M-2302-1881
 Applicant: u-blox Malmö AB
 Model Description: Host-based multiradio module
 Model: MAYA-W276-00B
 Test Sample ID: 43211
 Test Site: Eurofins Product Service GmbH
 Operator: Godson Offorji
 Measurement software: RadiMation, version 2020.1.8
 Test Conditions: Tnom: 23 °Celsius, Vnom: 3.3 VDC
 Antenna: Schwarzbeck BBHA 9120B
 Measurement distance: 3 m
 Mode: Tx; IEEE 802.11n, HT40, 2452 MHz, OFDM, MCS 7, DC=99%, Power level 15
 Test Date: 2023-04-17

Index 46

RadiMation



Frequency	Peak	Peak Limit	Peak Difference	Peak Status	Polarization
1.28 GHz	40.96 dBµV/m	74 dBµV/m	-33.04 dB	Pass	Vertical
1.44 GHz	38.61 dBµV/m	74 dBµV/m	-35.39 dB	Pass	Vertical
4.905 GHz	39.81 dBµV/m	74 dBµV/m	-34.19 dB	Pass	Vertical

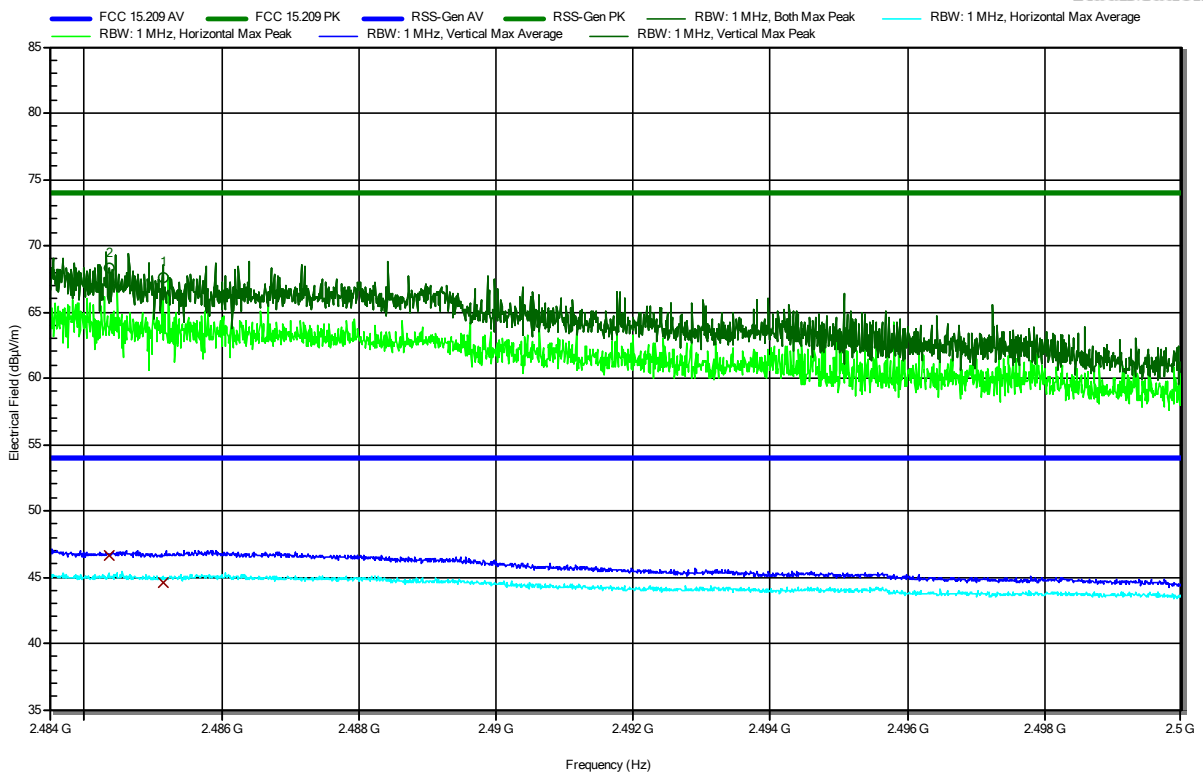
Frequency	Average	Average Limit	Average Difference	Average Status	Polarization
1.28 GHz	34.86 dBµV/m	54 dBµV/m	-19.14 dB	Pass	Vertical
1.44 GHz	30.81 dBµV/m	54 dBµV/m	-23.19 dB	Pass	Vertical
4.905 GHz	32.17 dBµV/m	54 dBµV/m	-21.83 dB	Pass	Vertical

Radiated Spurious Emissions according to 47 CFR Part 15.247

Project Number: G0M-2302-1881
 Applicant: u-blox Malmö AB
 Model Description: Host-based multiradio module
 Model: MAYA-W276-00B
 Test Sample ID: 43211
 Test Site: Eurofins Product Service GmbH
 Operator: Godson Offorji
 Measurement software: RadiMation, version 2020.1.8
 Test Conditions: Tnom: 23 °Celsius, Vnom: 3.3 VDC
 Antenna: Schwarzbeck BBHA 9120B
 Measurement distance: 3 m
 Mode: Tx; IEEE 802.11n, HT40, 2452 MHz, OFDM, MCS 7, DC=98.5%, Power level 15
 Test Date: 2023-04-17
 Note: upper bandedge

Index 45

RadiMation



Frequency	Peak	Peak Limit	Peak Difference	Peak Status	Polarization
2.4844 GHz	68.32 dBµV/m	74 dBµV/m	-5.68 dB	Pass	Vertical
2.4851 GHz	67.57 dBµV/m	74 dBµV/m	-6.43 dB	Pass	Horizontal

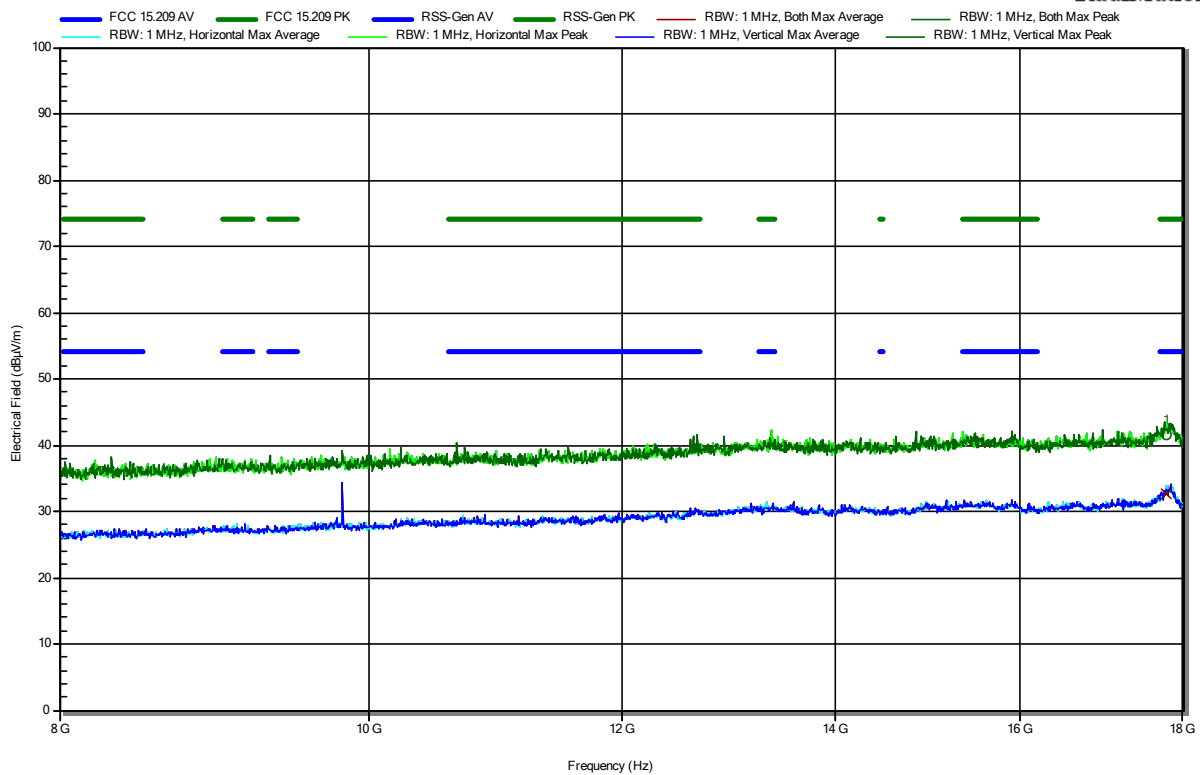
Frequency	Average	Average Limit	Average Difference	Average Status	Polarization
2.4844 GHz	46.59 dBµV/m	54 dBµV/m	-7.41 dB	Pass	Vertical
2.4851 GHz	44.62 dBµV/m	54 dBµV/m	-9.38 dB	Pass	Horizontal

Radiated Spurious Emissions according to 47 CFR Part 15.247

Project Number: G0M-2302-1881
 Applicant: u-blox Malmö AB
 Model Description: Host-based multiradio module
 Model: MAYA-W276-00B
 Test Sample ID: 43211
 Test Site: Eurofins Product Service GmbH
 Operator: Godson Offorji
 Measurement software: RadiMation, version 2020.1.8
 Test Conditions: Tnom: 23 °Celsius, Vnom: 3.3 VDC
 Antenna: Schwarzbeck HWRD 650
 Measurement distance: 3 m
 Mode: Tx; IEEE 802.11n, HT40, 2452 MHz, OFDM, MCS 7, DC=99%, Power level 15
 Test Date: 2023-04-17

Index 51

RadiMation



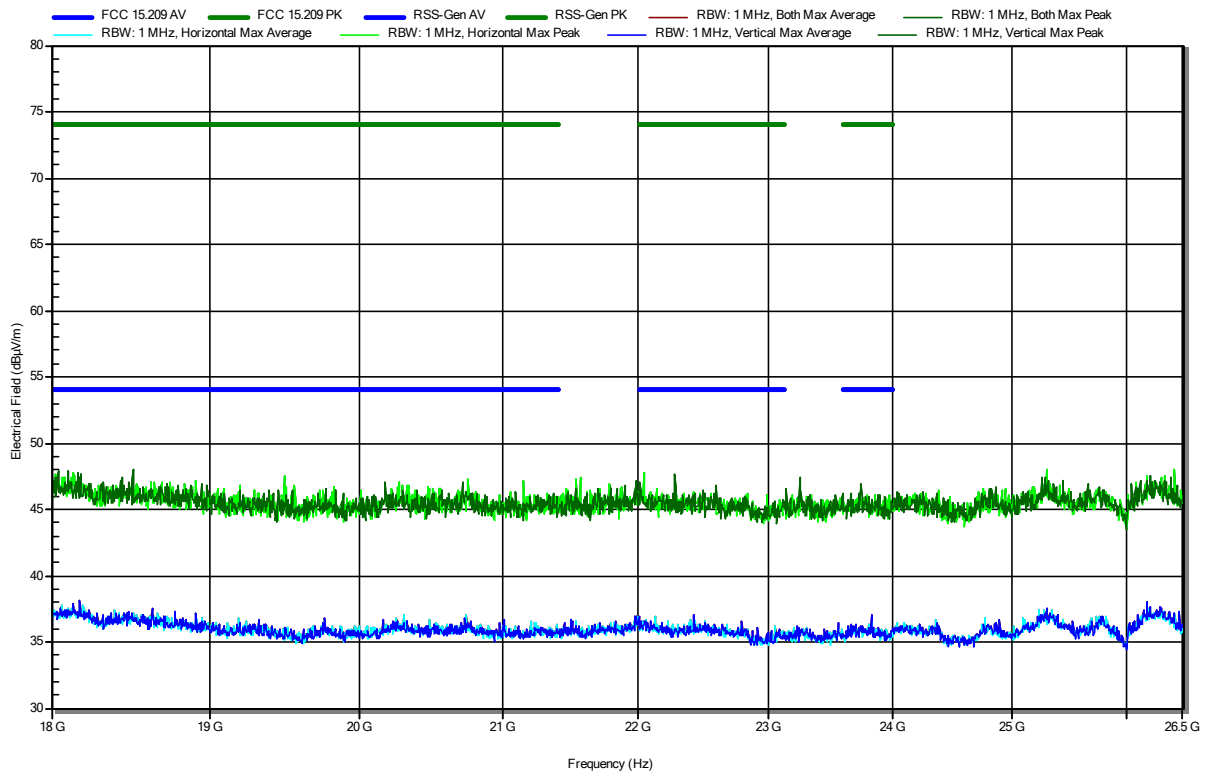
Frequency	Peak	Peak Limit	Peak Difference	Peak Status	Polarization
17.788 GHz	41.58 dBµV/m	74 dBµV/m	-32.42 dB	Pass	Vertical
Frequency	Average	Average Limit	Average Difference	Average Status	Polarization
17.788 GHz	32.62 dBµV/m	54 dBµV/m	-21.38 dB	Pass	Vertical

Radiated Spurious Emissions according to 47 CFR Part 15.247

Project Number: G0M-2302-1881
 Applicant: u-blox Malmö AB
 Model Description: Host-based multiradio module
 Model: MAYA-W276-00B
 Test Sample ID: 43211
 Test Site: Eurofins Product Service GmbH
 Operator: Ibraimov Azamat
 Measurement software: RadiMation, version 2020.1.8
 Test Conditions: Tnom: 23 °Celsius, Vnom: 3.3 VDC
 Antenna: Amplifier Research AT4560
 Measurement distance: 3 m
 Mode: Tx; IEEE 802.11n, HT40, 2452 MHz, OFDM, MCS 7, DC=99%, Power level 15
 Test Date: 2023-04-18

Index 72

RadiMation



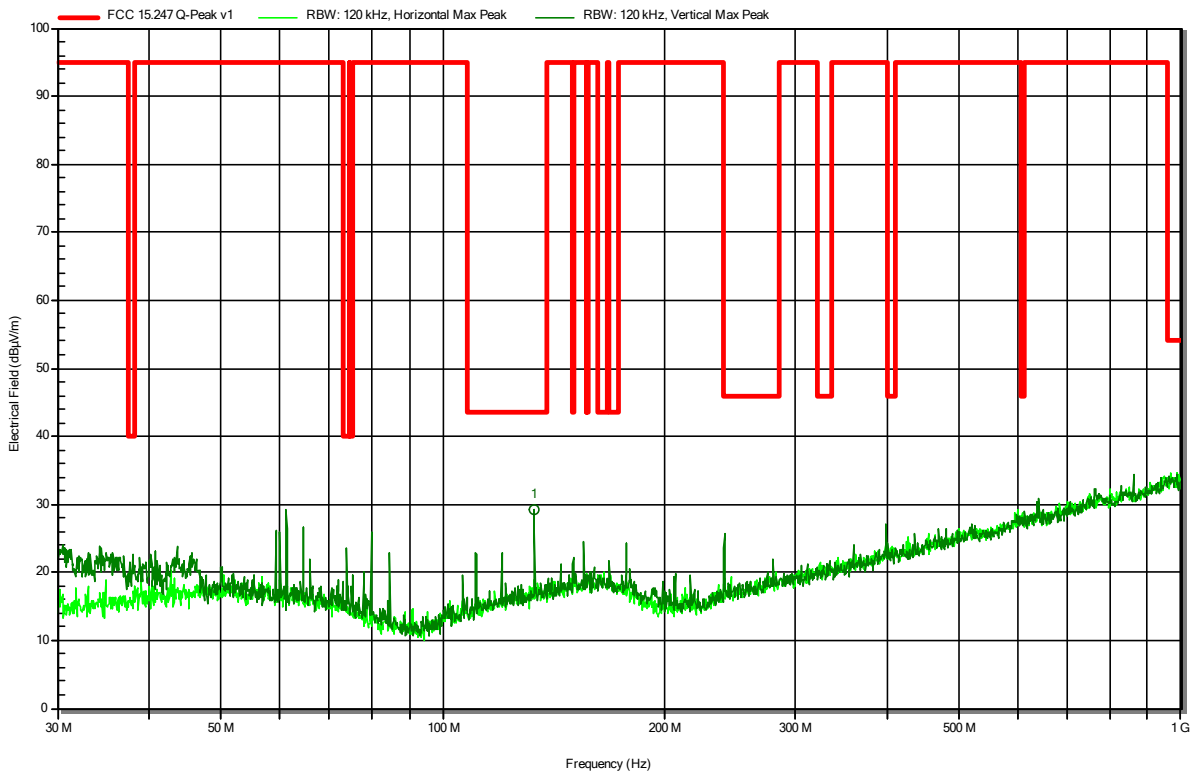
ANNEX B Transmitter spurious emissions with Antenna 2 (Embedded, custom)

Radiated Spurious Emissions according to 47 CFR Part 15.247

Project Number: G0M-2302-1881
 Applicant: u-blox Malmö AB
 Model Description: Host-based multiradio module
 Model: MAYA-W276-00B
 Test Sample ID: 44055
 Test Site: Eurofins Product Service GmbH
 Operator: Mr. Sohrabi
 Measurement software: RadiMation, version 2020.1.8
 Test Conditions: Tnom: 23 °Celsius, Vnom: 3.3 VDC
 Antenna: Schwarzbeck VULB 9168
 Measurement distance: 3 m
 Mode: Tx; IEEE 802.11b, CH1, 2412 MHz, BPSK, 5.5 Mbps, DC=99%, Power level 19
 Test Date: 2023-06-02

Index 124

RadiMation



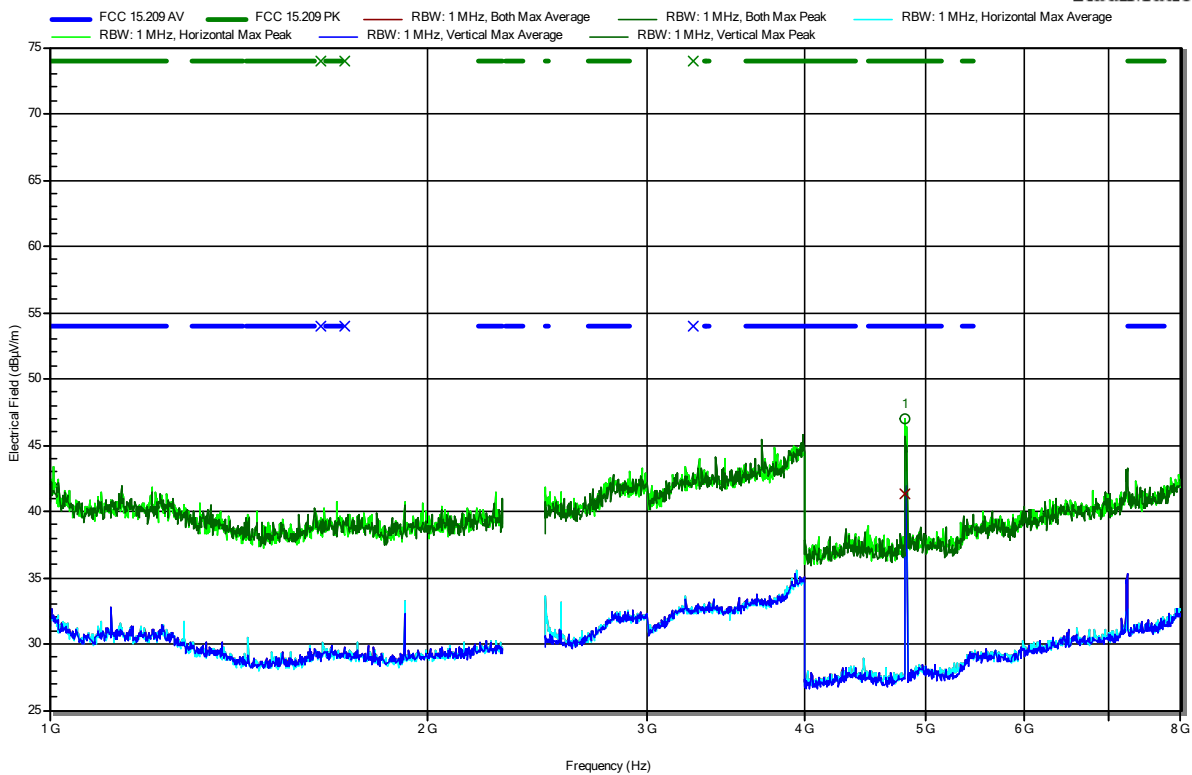
Frequency	Peak	Peak Limit	Peak Difference	Peak Status	Polarization
132.723 MHz	29.2 dBµV/m	43.5 dBµV/m	-14.36 dB	Pass	Vertical

Radiated Spurious Emissions according to 47 CFR Part 15.247

Project Number: G0M-2302-1881
 Applicant: u-blox Malmö AB
 Model Description: Host-based multiradio module
 Model: MAYA-W276-00B
 Test Sample ID: 44055
 Test Site: Eurofins Product Service GmbH
 Operator: Ehsan Sohrabi
 Measurement software: RadiMation, version 2020.1.8
 Test Conditions: Tnom: 23 °Celsius, Vnom: 3.3 VDC
 Antenna: Schwarzbeck BBHA 9120B
 Measurement distance: 3 m
 Mode: Tx; IEEE 802.11b, CH1, 2412 MHz, BPSK, 5.5 Mbps, DC=99%, Power level 19
 Test Date: 2023-06-01

Index 103

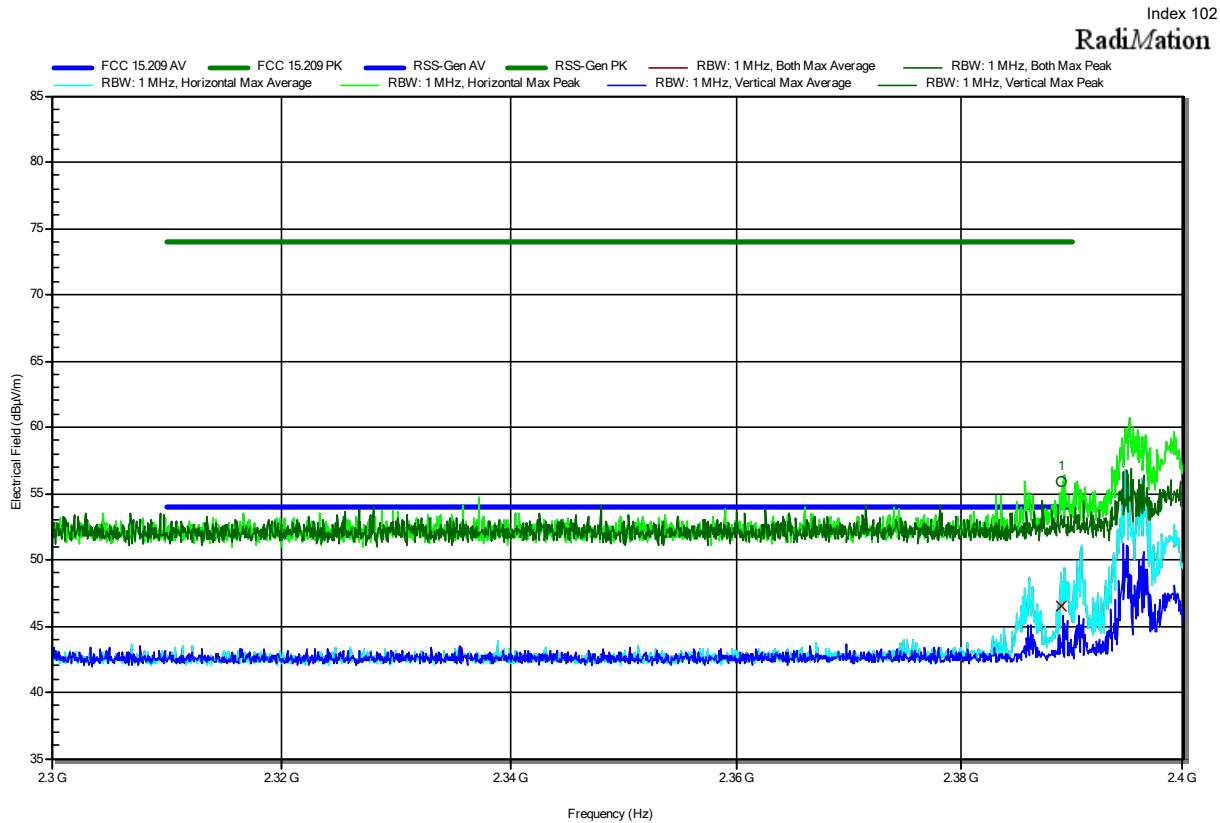
RadiMation



Frequency	Peak	Peak Limit	Peak Difference	Peak Status	Polarization
4.8184 GHz	47.02 dBµV/m	74 dBµV/m	-26.98 dB	Pass	Horizontal
Frequency	Average	Average Limit	Average Difference	Average Status	Polarization
4.8184 GHz	41.32 dBµV/m	54 dBµV/m	-12.68 dB	Pass	Horizontal

Radiated Spurious Emissions according to 47 CFR Part 15.247

Project Number: G0M-2302-1881
 Applicant: u-blox Malmö AB
 Model Description: Host-based multiradio module
 Model: MAYA-W276-00B
 Test Sample ID: 44055
 Test Site: Eurofins Product Service GmbH
 Operator: Ehsan Sohrabi
 Measurement software: RadiMation, version 2020.1.8
 Test Conditions: Tnom: 23 °Celsius, Vnom: 3.3 VDC
 Antenna: Schwarzbeck BBHA 9120B
 Measurement distance: 3 m
 Mode: Tx; IEEE 802.11b, CH1, 2412 MHz, BPSK, 5.5 Mbps, DC=99%, Power level 19
 Test Date: 2023-06-01
 Note: lower bandedge



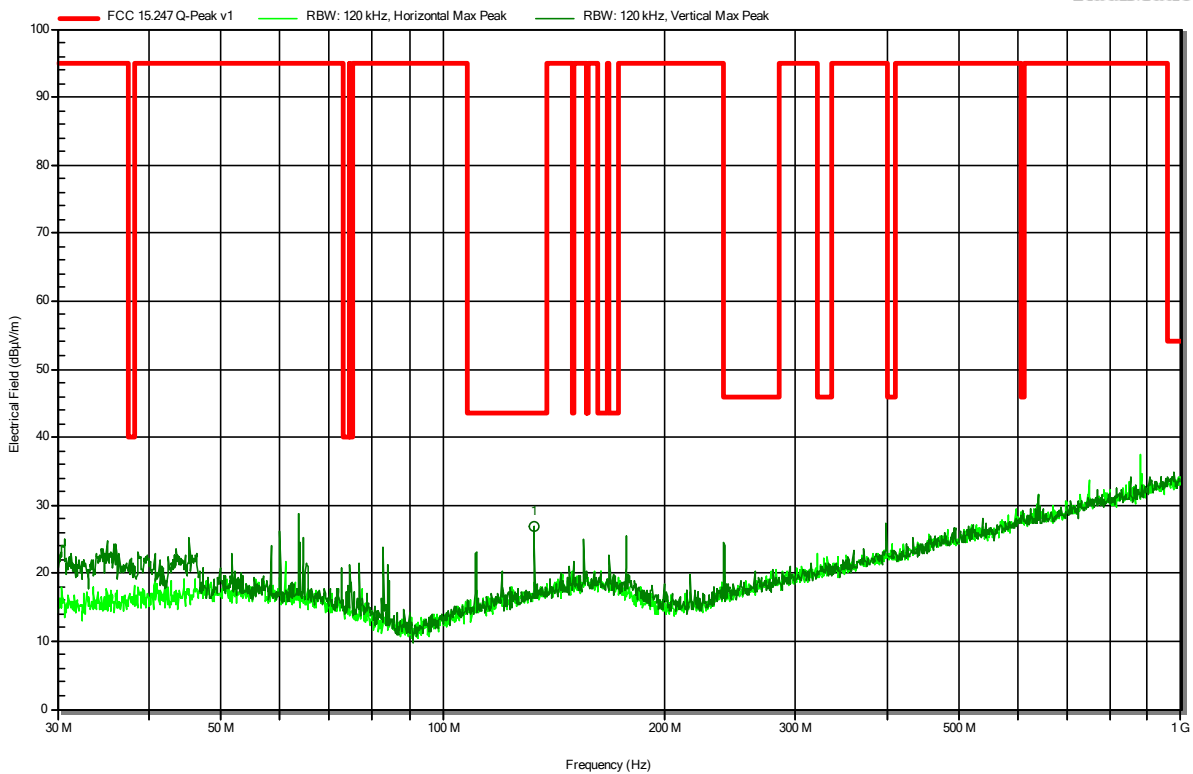
Frequency	Peak	Peak Limit	Peak Difference	Peak Status	Polarization
2.3891 GHz	55.94 dBµV/m	74 dBµV/m	-18.06 dB	Pass	Horizontal
Frequency	Average	Average Limit	Average Difference	Average Status	Polarization
2.3891 GHz	46.46 dBµV/m	54 dBµV/m	-7.54 dB	Pass	Horizontal

Radiated Spurious Emissions according to 47 CFR Part 15.247

Project Number: G0M-2302-1881
 Applicant: u-blox Malmö AB
 Model Description: Host-based multiradio module
 Model: MAYA-W276-00B
 Test Sample ID: 44055
 Test Site: Eurofins Product Service GmbH
 Operator: Mr. Sohrabi
 Measurement software: RadiMation, version 2020.1.8
 Test Conditions: Tnom: 23 °Celsius, Vnom: 3.3 VDC
 Antenna: Schwarzbeck VULB 9168
 Measurement distance: 3 m
 Mode: Tx; IEEE 802.11b, CH6, 2437 MHz, BPSK, 5.5 Mbps, DC=99%, Power level 19
 Test Date: 2023-06-02

Index 125

RadiMation



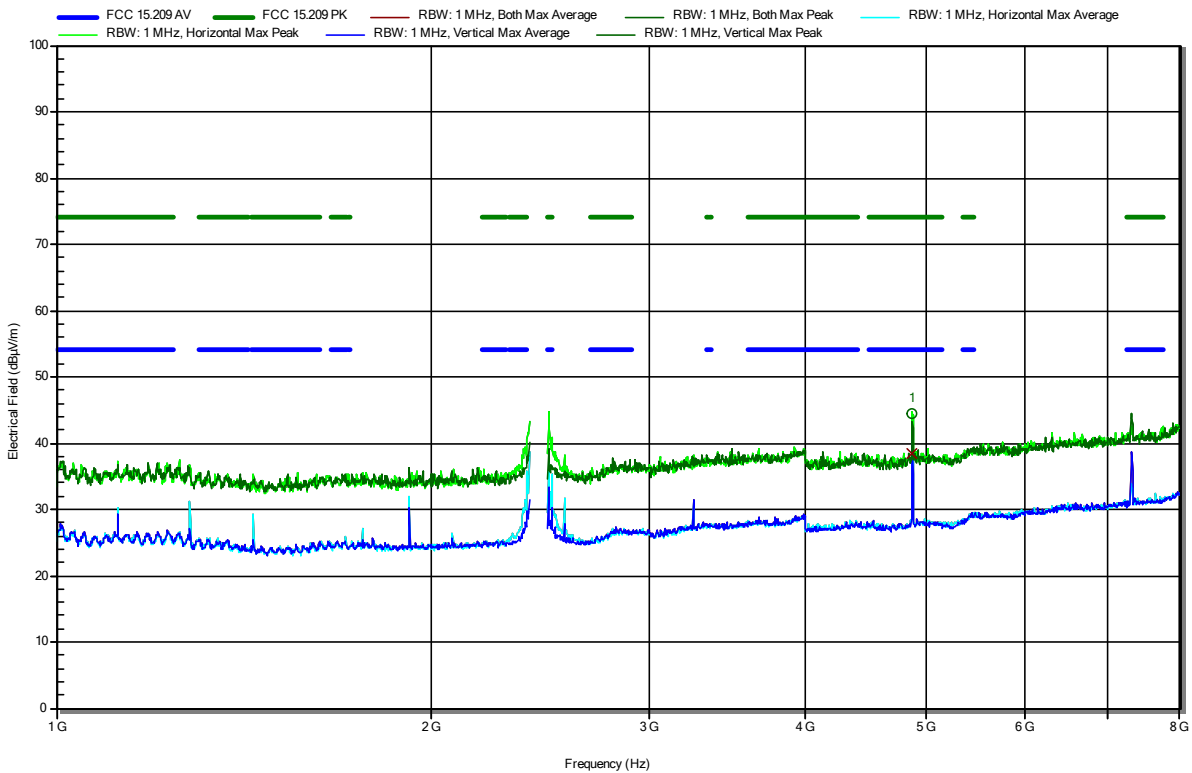
Frequency	Peak	Peak Limit	Peak Difference	Peak Status	Polarization
132.6987 MHz	26.8 dBµV/m	43.5 dBµV/m	-16.7 dB	Pass	Vertical

Radiated Spurious Emissions according to 47 CFR Part 15.247

Project Number: G0M-2302-1881
 Applicant: u-blox Malmö AB
 Model Description: Host-based multiradio module
 Model: MAYA-W276-00B
 Test Sample ID: 44055
 Test Site: Eurofins Product Service GmbH
 Operator: Ehsan Sohrabi
 Measurement software: RadiMation, version 2020.1.8
 Test Conditions: Tnom: 23 °Celsius, Vnom: 3.3 VDC
 Antenna: Schwarzbeck BBHA 9120B
 Measurement distance: 3 m
 Mode: Tx; IEEE 802.11b, CH6, 2437 MHz, BPSK, 5.5 Mbps, DC=99%, Power level 19
 Test Date: 2023-06-01

Index 104

RadiMation



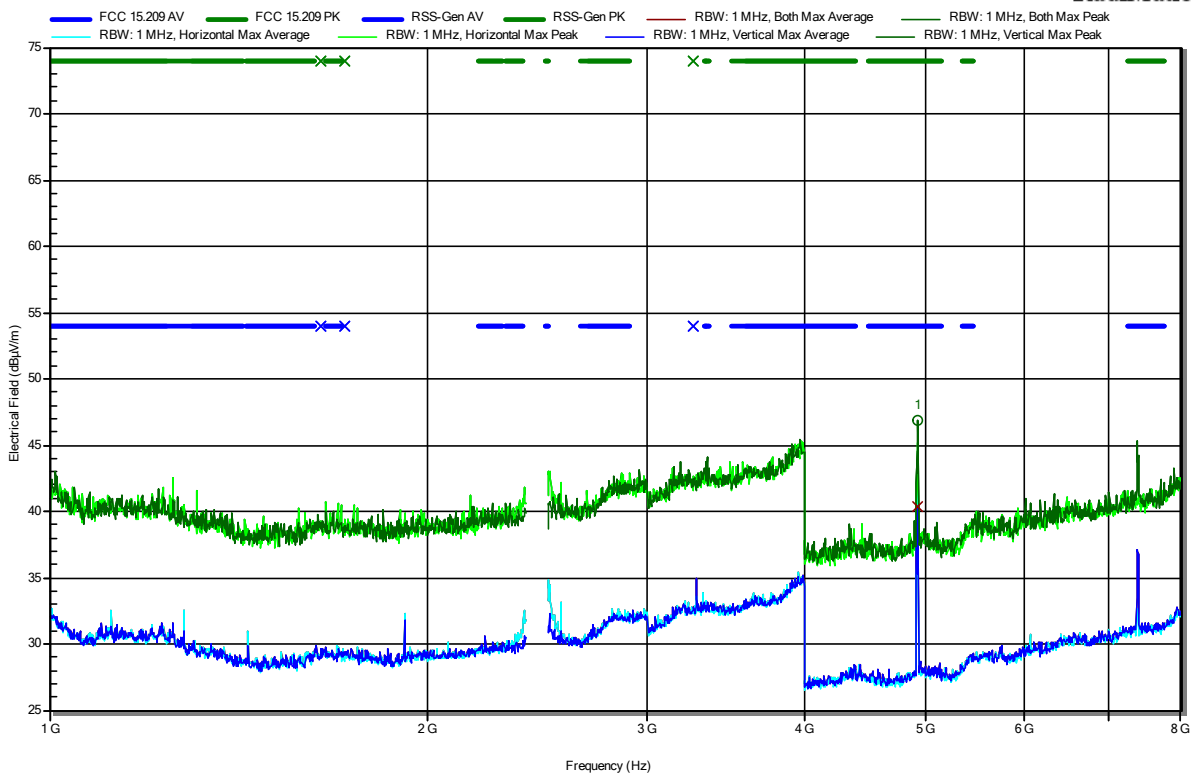
Frequency	Peak	Peak Limit	Peak Difference	Peak Status	Polarization
4.8684 GHz	44.43 dBµV/m	74 dBµV/m	-29.57 dB	Pass	Horizontal
Frequency	Average	Average Limit	Average Difference	Average Status	Polarization
4.8684 GHz	38.33 dBµV/m	54 dBµV/m	-15.67 dB	Pass	Horizontal

Radiated Spurious Emissions according to 47 CFR Part 15.247

Project Number: G0M-2302-1881
 Applicant: u-blox Malmö AB
 Model Description: Host-based multiradio module
 Model: MAYA-W276-00B
 Test Sample ID: 44055
 Test Site: Eurofins Product Service GmbH
 Operator: Ehsan Sohrabi
 Measurement software: RadiMation, version 2020.1.8
 Test Conditions: Tnom: 23 °Celsius, Vnom: 3.3 VDC
 Antenna: Schwarzbeck BBHA 9120B
 Measurement distance: 3 m
 Mode: Tx; IEEE 802.11b, CH11, 2462 MHz, BPSK, 5.5 Mbps, DC=99%, Power level 19
 Test Date: 2023-06-01

Index 106

RadiMation



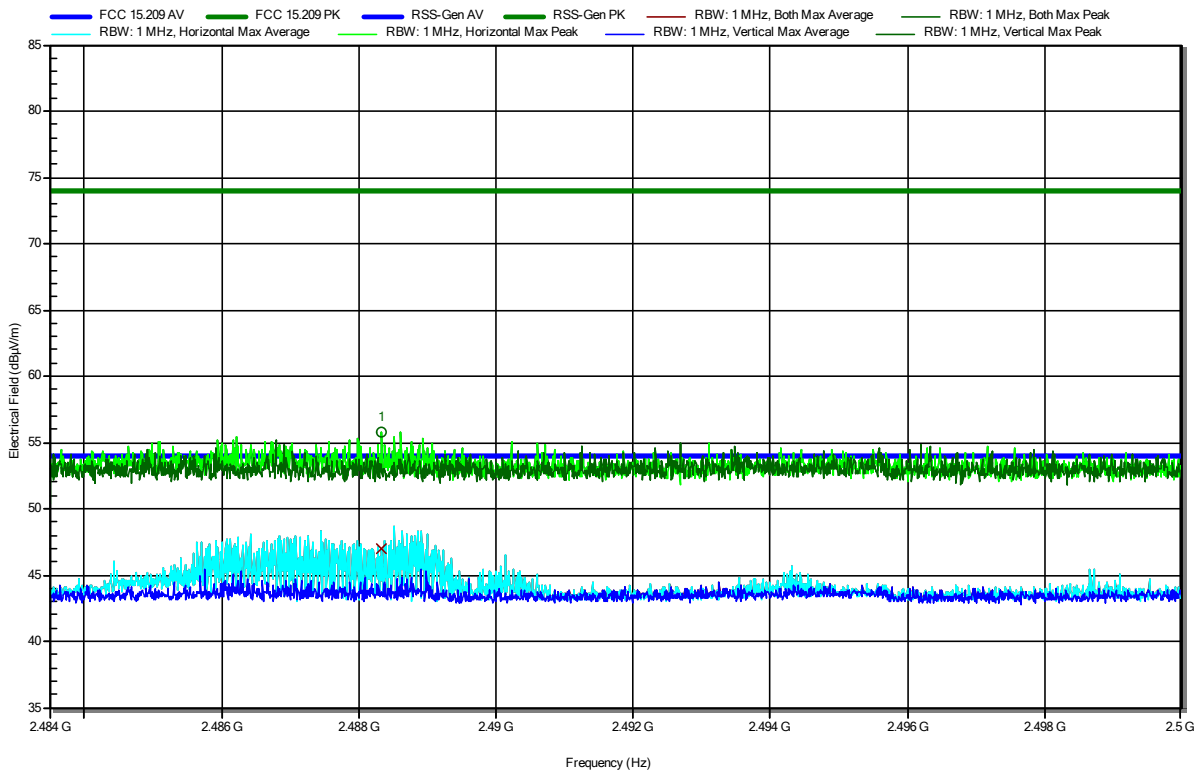
Frequency	Peak	Peak Limit	Peak Difference	Peak Status	Polarization
4.929 GHz	46.84 dBµV/m	74 dBµV/m	-27.16 dB	Pass	Vertical
Frequency	Average	Average Limit	Average Difference	Average Status	Polarization
4.929 GHz	40.38 dBµV/m	54 dBµV/m	-13.62 dB	Pass	Vertical

Radiated Spurious Emissions according to 47 CFR Part 15.247

Project Number: G0M-2302-1881
 Applicant: u-blox Malmö AB
 Model Description: Host-based multiradio module
 Model: MAYA-W276-00B
 Test Sample ID: 44055
 Test Site: Eurofins Product Service GmbH
 Operator: Ehsan Sohrabi
 Measurement software: RadiMation, version 2020.1.8
 Test Conditions: Tnom: 23 °Celsius, Vnom: 3.3 VDC
 Antenna: Schwarzbeck BBHA 9120B
 Measurement distance: 3 m
 Mode: Tx; IEEE 802.11b, CH11, 2462 MHz, BPSK, 5.5 Mbps, DC=99%, Power level 19
 Test Date: 2023-06-01
 Note: upper bandedge

Index 105

RadiMation



Frequency	Peak	Peak Limit	Peak Difference	Peak Status	Polarization
2.4883 GHz	55.78 dBµV/m	74 dBµV/m	-18.22 dB	Pass	Horizontal

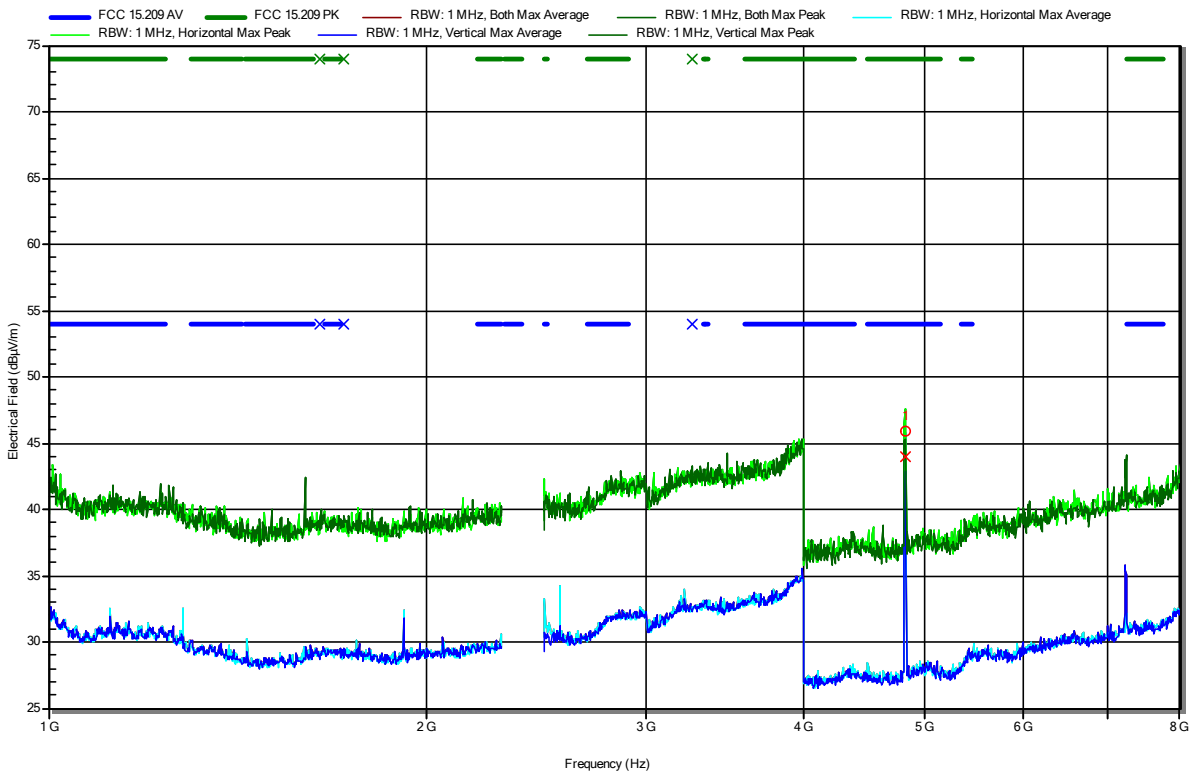
Frequency	Average	Average Limit	Average Difference	Average Status	Polarization
2.4883 GHz	46.93 dBµV/m	54 dBµV/m	-7.07 dB	Pass	Horizontal

Radiated Spurious Emissions according to 47 CFR Part 15.247

Project Number: G0M-2302-1881
 Applicant: u-blox Malmö AB
 Model Description: Host-based multiradio module
 Model: MAYA-W276-00B
 Test Sample ID: 44055
 Test Site: Eurofins Product Service GmbH
 Operator: Ehsan Sohrabi
 Measurement software: RadiMation, version 2020.1.8
 Test Conditions: Tnom: 23 °Celsius, Vnom: 3.3 VDC
 Antenna: Schwarzbeck BBHA 9120B
 Measurement distance: 3 m
 Mode: Tx; IEEE 802.11g, CH1, 2412 MHz, OFDM, 48 Mbps, DC=99%, Power level 16
 Test Date: 2023-06-01

Index 108

RadiMation



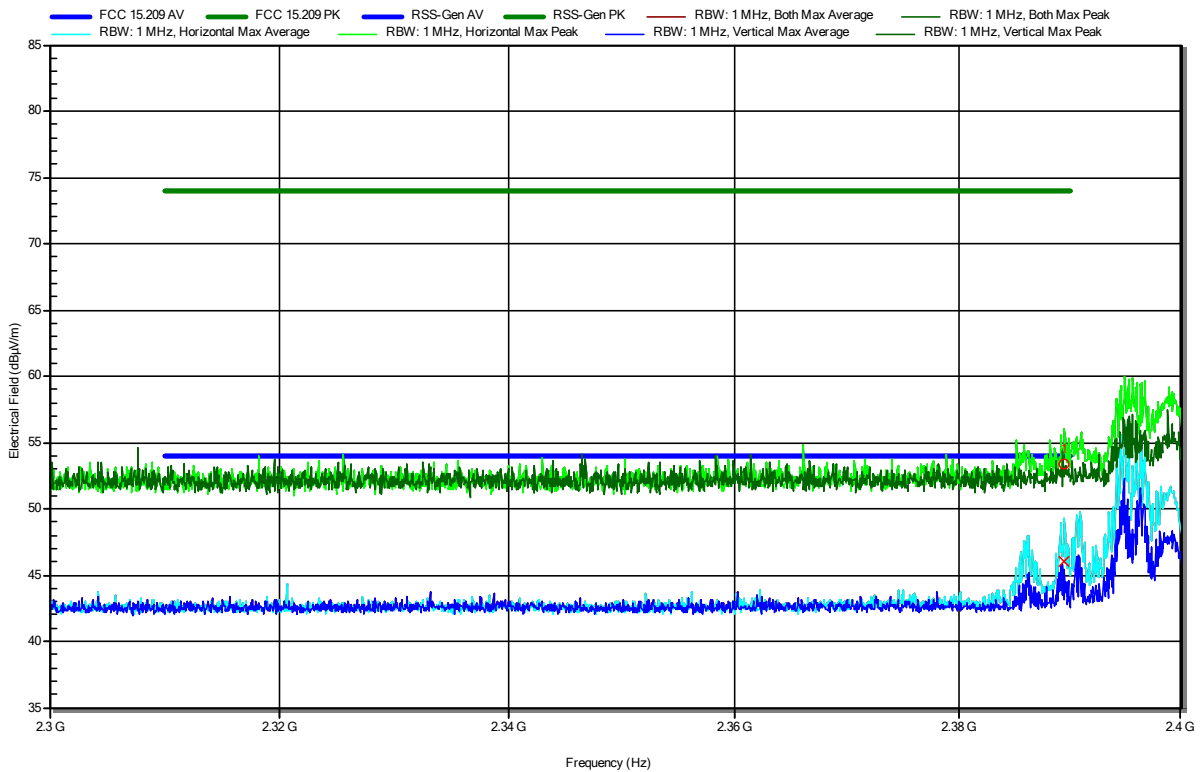
Frequency	Peak	Peak Limit	Peak Difference	Peak Status	Polarization
4.8236 GHz	45.88 dBµV/m	74 dBµV/m	-28.12 dB	Pass	Horizontal
Frequency	Average	Average Limit	Average Difference	Average Status	Polarization
4.8236 GHz	44 dBµV/m	54 dBµV/m	-10 dB	Pass	Horizontal

Radiated Spurious Emissions according to 47 CFR Part 15.247

Project Number: G0M-2302-1881
 Applicant: u-blox Malmö AB
 Model Description: Host-based multiradio module
 Model: MAYA-W276-00B
 Test Sample ID: 44055
 Test Site: Eurofins Product Service GmbH
 Operator: Ehsan Sohrabi
 Measurement software: RadiMation, version 2020.1.8
 Test Conditions: Tnom: 23 °Celsius, Vnom: 3.3 VDC
 Antenna: Schwarzbeck BBHA 9120B
 Measurement distance: 3 m
 Mode: Tx; IEEE 802.11g, CH1, 2412 MHz, OFDM, 48 Mbps, DC=99%, Power level 16
 Test Date: 2023-06-01
 Note: lower bandedge

Index 107

RadiMation



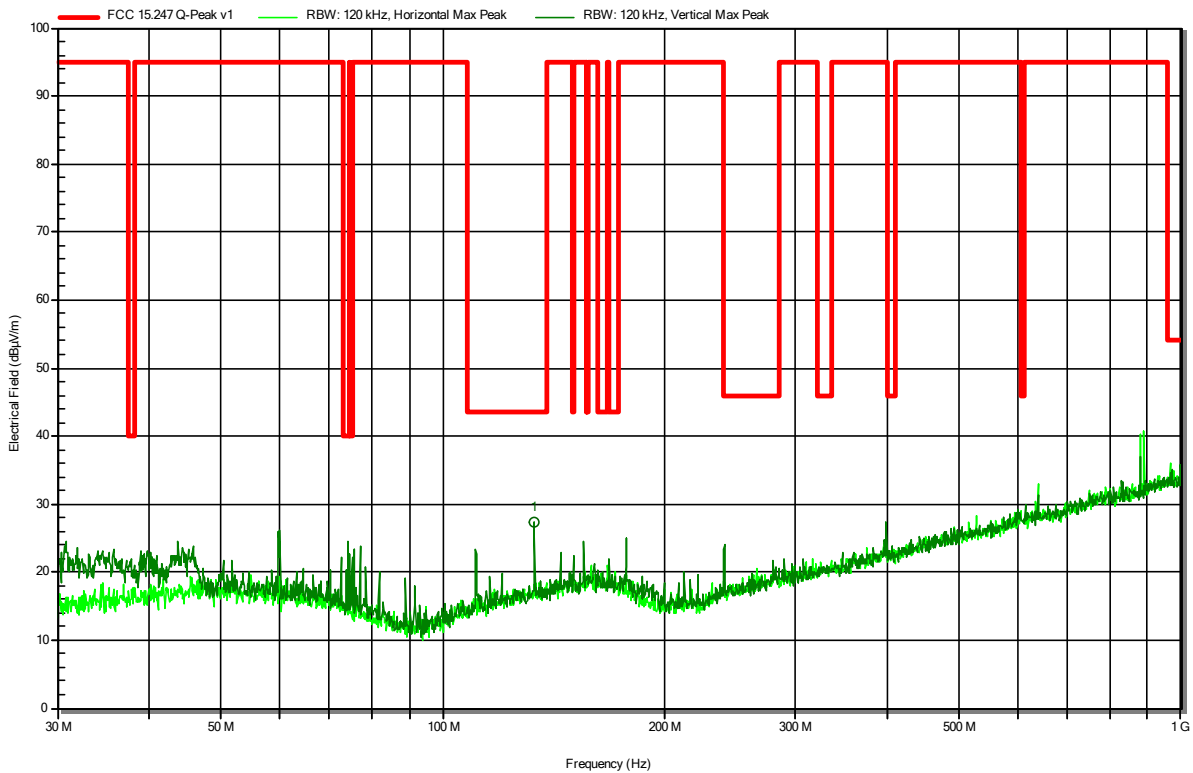
Frequency	Peak	Peak Limit	Peak Difference	Peak Status	Polarization
2.3895 GHz	53.39 dBµV/m	74 dBµV/m	-20.61 dB	Pass	Horizontal
Frequency	Average	Average Limit	Average Difference	Average Status	Polarization
2.3895 GHz	46.06 dBµV/m	54 dBµV/m	-7.94 dB	Pass	Horizontal

Radiated Spurious Emissions according to 47 CFR Part 15.247

Project Number: G0M-2302-1881
 Applicant: u-blox Malmö AB
 Model Description: Host-based multiradio module
 Model: MAYA-W276-00B
 Test Sample ID: 44055
 Test Site: Eurofins Product Service GmbH
 Operator: Mr. Sohrabi
 Measurement software: RadiMation, version 2020.1.8
 Test Conditions: Tnom: 23 °Celsius, Vnom: 3.3 VDC
 Antenna: Schwarzbeck VULB 9168
 Measurement distance: 3 m
 Mode: Tx; IEEE 802.11g, CH6, 2437 MHz, OFDM, 48 Mbps, DC=99%, Power level 19
 Test Date: 2023-06-02

Index 126

RadiMation



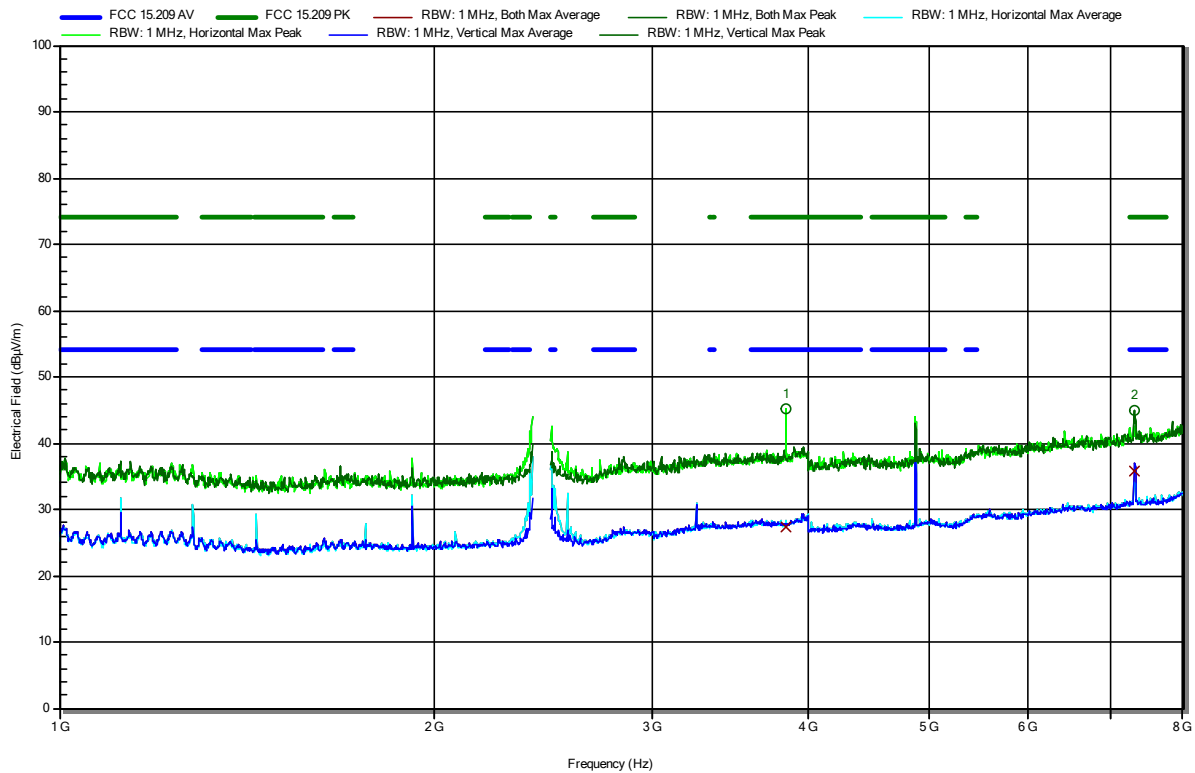
Frequency	Peak	Peak Limit	Peak Difference	Peak Status	Polarization
132.723 MHz	27.2 dBµV/m	43.5 dBµV/m	-16.28 dB	Pass	Vertical

Radiated Spurious Emissions according to 47 CFR Part 15.247

Project Number: G0M-2302-1881
 Applicant: u-blox Malmö AB
 Model Description: Host-based multiradio module
 Model: MAYA-W276-00B
 Test Sample ID: 44055
 Test Site: Eurofins Product Service GmbH
 Operator: Ehsan Sohrabi
 Measurement software: RadiMation, version 2020.1.8
 Test Conditions: Tnom: 23 °Celsius, Vnom: 3.3 VDC
 Antenna: Schwarzbeck BBHA 9120B
 Measurement distance: 3 m
 Mode: Tx; IEEE 802.11g, CH6, 2437 MHz, OFDM, 48 Mbps, DC=99%, Power level 19
 Test Date: 2023-06-01

Index 109

RadiMation



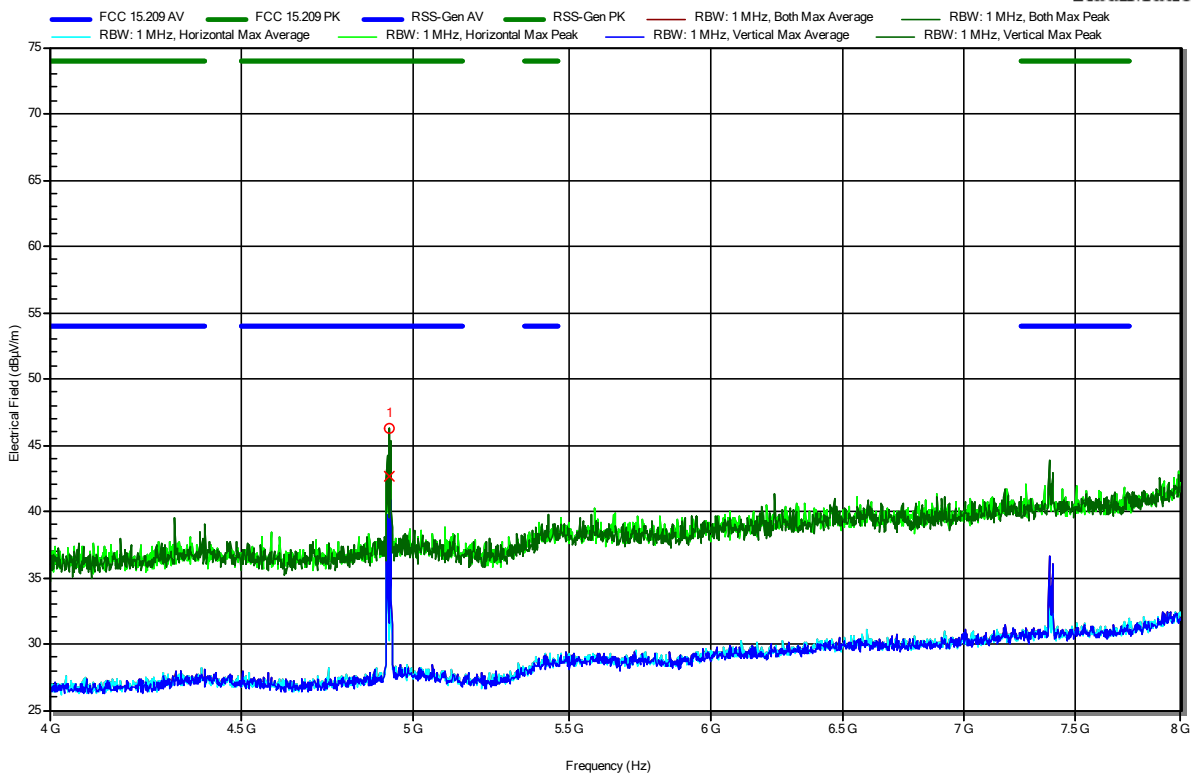
Frequency	Peak	Peak Limit	Peak Difference	Peak Status	Polarization
3.8361 GHz	45.1 dBµV/m	74 dBµV/m	-28.9 dB	Pass	Horizontal
7.3028 GHz	44.84 dBµV/m	74 dBµV/m	-29.16 dB	Pass	Vertical
Frequency	Average	Average Limit	Average Difference	Average Status	Polarization
3.8361 GHz	27.4 dBµV/m	54 dBµV/m	-26.6 dB	Pass	Horizontal
7.3028 GHz	35.76 dBµV/m	54 dBµV/m	-18.24 dB	Pass	Vertical

Radiated Spurious Emissions according to 47 CFR Part 15.247

Project Number: G0M-2302-1881
 Applicant: u-blox Malmö AB
 Model Description: Host-based multiradio module
 Model: MAYA-W276-00B
 Test Sample ID: 44055
 Test Site: Eurofins Product Service GmbH
 Operator: Ehsan Sohrabi
 Measurement software: RadiMation, version 2020.1.8
 Test Conditions: Tnom: 23 °Celsius, Vnom: 3.3 VDC
 Antenna: Schwarzbeck BBHA 9120B
 Measurement distance: 3 m
 Mode: Tx; IEEE 802.11g, CH11, 2462 MHz, OFDM, 48 Mbps, DC=99%, Power level 16
 Test Date: 2023-06-01

Index 110

RadiMation



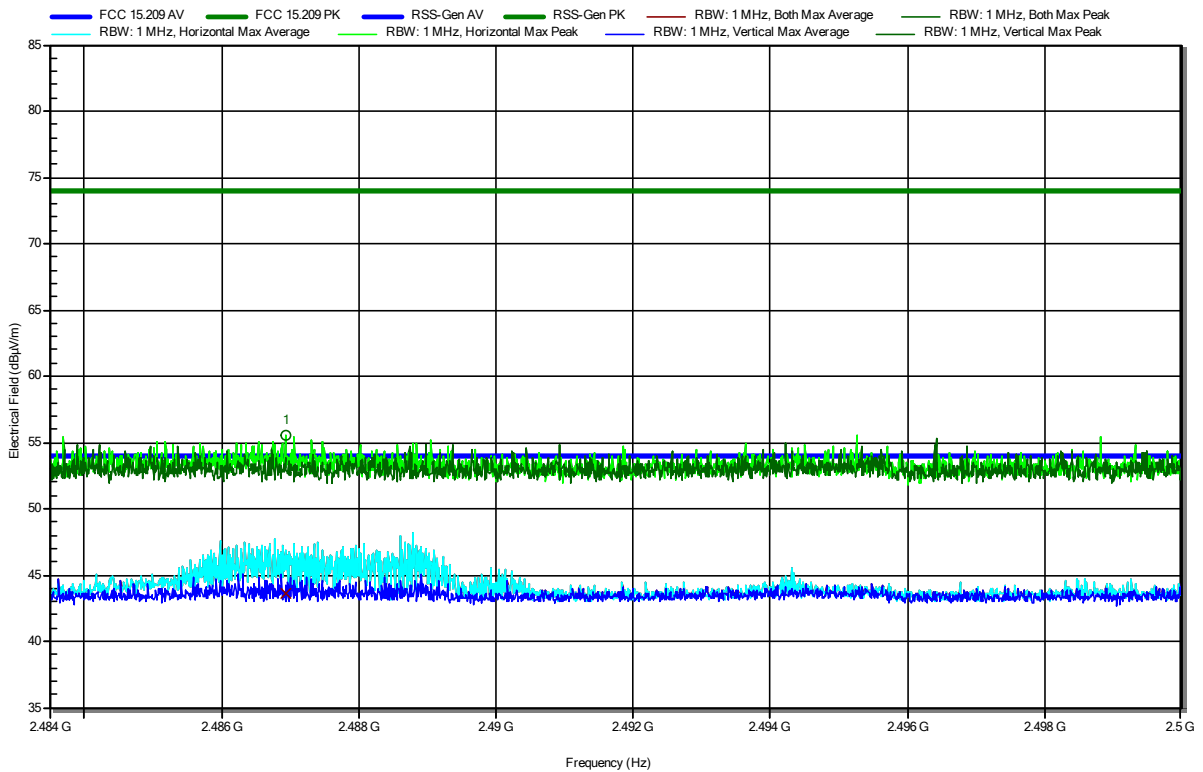
Frequency	Peak	Peak Limit	Peak Difference	Peak Status	Polarization
4.924 GHz	46.27 dBµV/m	74 dBµV/m	-27.73 dB	Pass	Vertical
Frequency	Average	Average Limit	Average Difference	Average Status	Polarization
4.924 GHz	42.68 dBµV/m	54 dBµV/m	-11.32 dB	Pass	Vertical

Radiated Spurious Emissions according to 47 CFR Part 15.247

Project Number: G0M-2302-1881
 Applicant: u-blox Malmö AB
 Model Description: Host-based multiradio module
 Model: MAYA-W276-00B
 Test Sample ID: 44055
 Test Site: Eurofins Product Service GmbH
 Operator: Ehsan Sohrabi
 Measurement software: RadiMation, version 2020.1.8
 Test Conditions: Tnom: 23 °Celsius, Vnom: 3.3 VDC
 Antenna: Schwarzbeck BBHA 9120B
 Measurement distance: 3 m
 Mode: Tx; IEEE 802.11g, CH11, 2462 MHz, OFDM, 48 Mbps, DC=99%, Power level 16
 Test Date: 2023-06-01
 Note: upper bandedge

Index 111

RadiMation



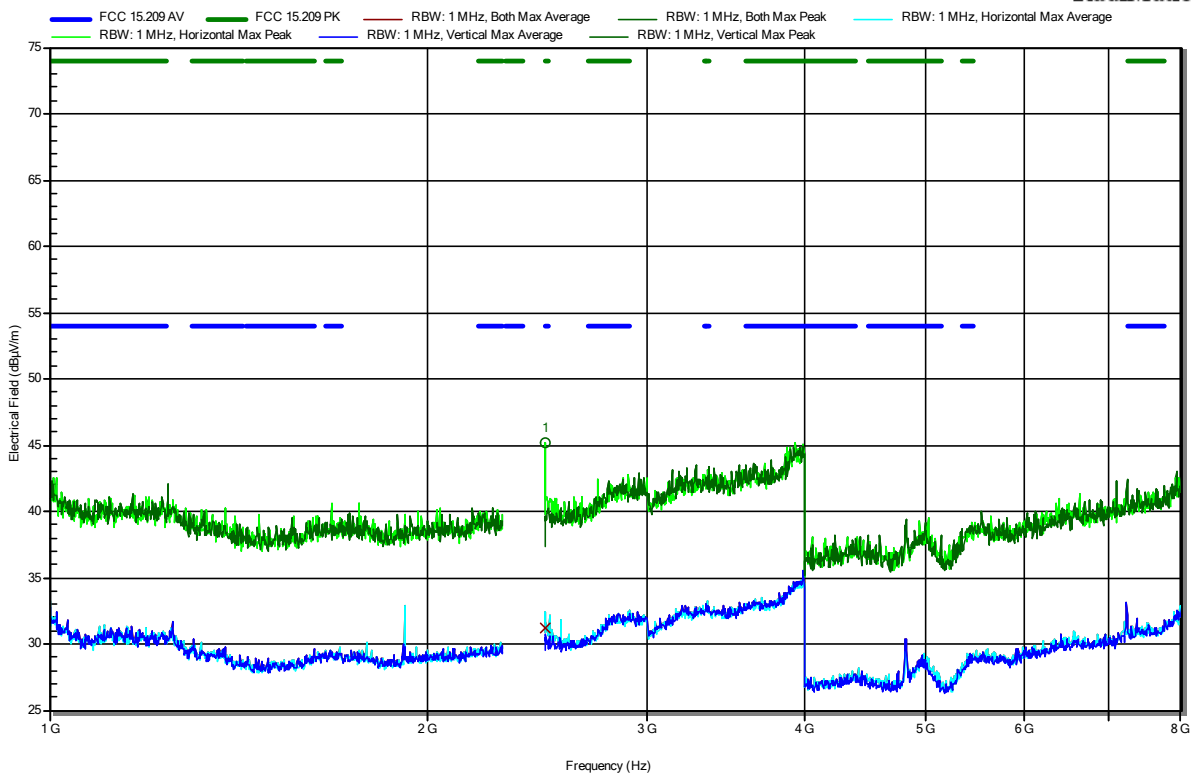
Frequency	Peak	Peak Limit	Peak Difference	Peak Status	Polarization
2.4869 GHz	55.54 dBµV/m	74 dBµV/m	-18.46 dB	Pass	Horizontal
Frequency	Average	Average Limit	Average Difference	Average Status	Polarization
2.4869 GHz	43.63 dBµV/m	54 dBµV/m	-10.37 dB	Pass	Horizontal

Radiated Spurious Emissions according to 47 CFR Part 15.247

Project Number: G0M-2302-1881
 Applicant: u-blox Malmö AB
 Model Description: Host-based multiradio module
 Model: MAYA-W276-00B
 Test Sample ID: 44055
 Test Site: Eurofins Product Service GmbH
 Operator: Godson Offorji
 Measurement software: RadiMation, version 2020.1.8
 Test Conditions: Tnom: 23 °Celsius, Vnom: 3.3 VDC
 Antenna: Schwarzbeck BBHA 9120B
 Measurement distance: 3 m
 Mode: Tx; IEEE 802.11n (HT20), 2412 MHz, OFDM, MCS7, DC=99.5%, Power level 14
 Test Date: 2023-06-27

Index 152

RadiMation



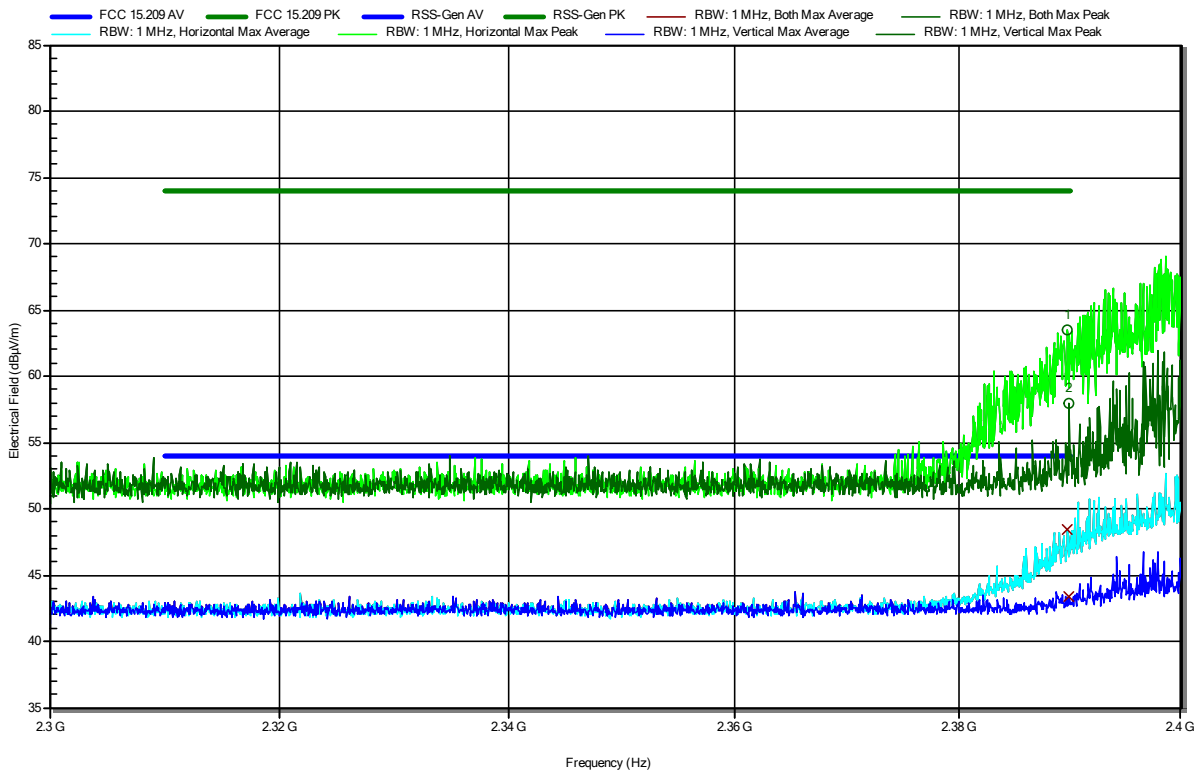
Frequency	Peak	Peak Limit	Peak Difference	Peak Status	Polarization
2.4851 GHz	45.21 dBµV/m	74 dBµV/m	-28.79 dB	Pass	Horizontal
Frequency	Average	Average Limit	Average Difference	Average Status	Polarization
2.4851 GHz	31.2 dBµV/m	54 dBµV/m	-22.8 dB	Pass	Horizontal

Radiated Spurious Emissions according to 47 CFR Part 15.247

Project Number: G0M-2302-1881
 Applicant: u-blox Malmö AB
 Model Description: Host-based multiradio module
 Model: MAYA-W276-00B
 Test Sample ID: 44055
 Test Site: Eurofins Product Service GmbH
 Operator: Godson Offorji
 Measurement software: RadiMation, version 2020.1.8
 Test Conditions: Tnom: 23 °Celsius, Vnom: 3.3 VDC
 Antenna: Schwarzbeck BBHA 9120B
 Measurement distance: 3 m
 Mode: Tx; IEEE 802.11n (HT20), 2412 MHz, OFDM, MCS7, DC=99.5%, Power level 14
 Test Date: 2023-06-27
 Note: lower bandedge

Index 154

RadiMation



Frequency	Peak	Peak Limit	Peak Difference	Peak Status	Polarization
2.3898 GHz	63.45 dBµV/m	74 dBµV/m	-10.55 dB	Pass	Horizontal
2.3899 GHz	57.94 dBµV/m	74 dBµV/m	-16.06 dB	Pass	Vertical

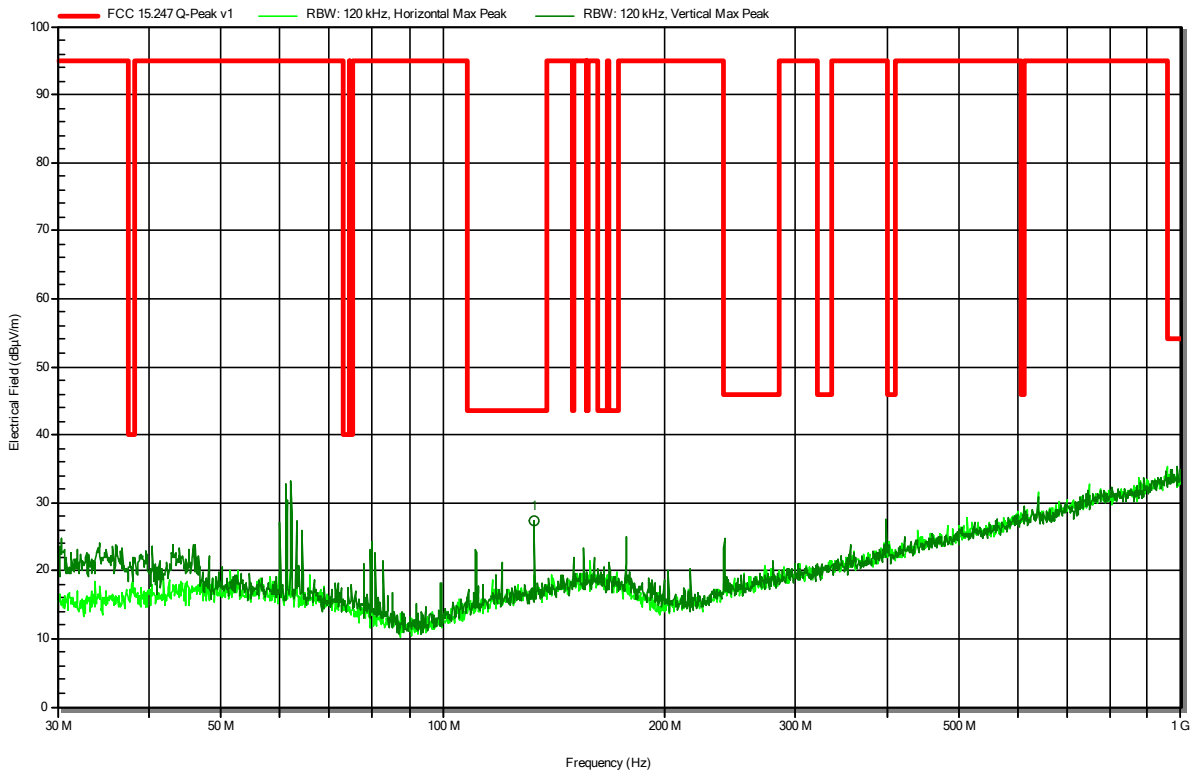
Frequency	Average	Average Limit	Average Difference	Average Status	Polarization
2.3898 GHz	48.45 dBµV/m	54 dBµV/m	-5.55 dB	Pass	Horizontal
2.3899 GHz	43.36 dBµV/m	54 dBµV/m	-10.64 dB	Pass	Vertical

Radiated Spurious Emissions according to 47 CFR Part 15.247

Project Number: G0M-2302-1881
 Applicant: u-blox Malmö AB
 Model Description: Host-based multiradio module
 Model: MAYA-W276-00B
 Test Sample ID: 44055
 Test Site: Eurofins Product Service GmbH
 Operator: Mr. Sohrabi
 Measurement software: RadiMation, version 2020.1.8
 Test Conditions: Tnom: 23 °Celsius, Vnom: 3.3 VDC
 Antenna: Schwarzbeck VULB 9168
 Measurement distance: 3 m
 Mode: Tx; IEEE 802.11n, HT20, CH6, 2437 MHz, OFDM, MCS7, DC=99%, Power level 19
 Test Date: 2023-06-02

Index 127

RadiMation



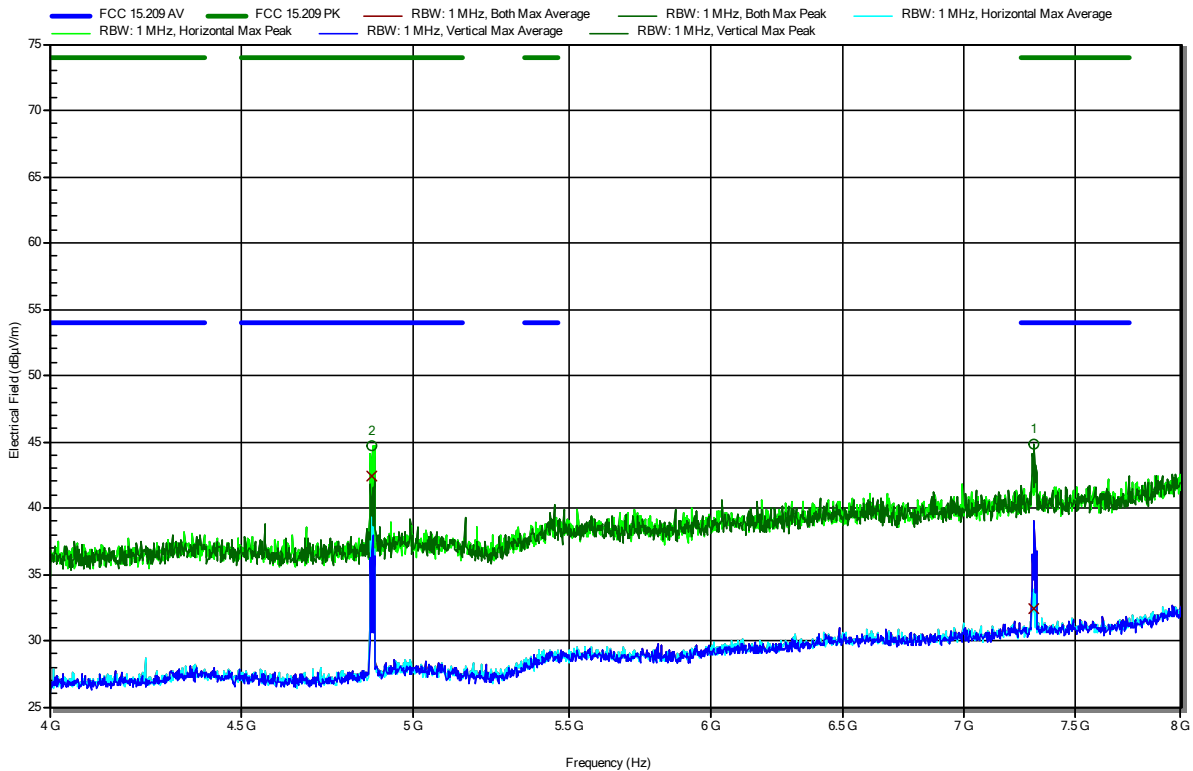
Frequency	Peak	Peak Limit	Peak Difference	Peak Status	Polarization
132.6987 MHz	27.3 dBµV/m	43.5 dBµV/m	-16.17 dB	Pass	Vertical

Radiated Spurious Emissions according to 47 CFR Part 15.247

Project Number: G0M-2302-1881
 Applicant: u-blox Malmö AB
 Model Description: Host-based multiradio module
 Model: MAYA-W276-00B
 Test Sample ID: 44055
 Test Site: Eurofins Product Service GmbH
 Operator: Ehsan Sohrabi
 Measurement software: RadiMation, version 2020.1.8
 Test Conditions: Tnom: 23 °Celsius, Vnom: 3.3 VDC
 Antenna: Schwarzbeck BBHA 9120B
 Measurement distance: 3 m
 Mode: Tx; IEEE 802.11n, HT20, CH6, 2437 MHz, OFDM, MCS7, DC=99%, Power level 19
 Test Date: 2023-06-01

Index 114

RadiMation



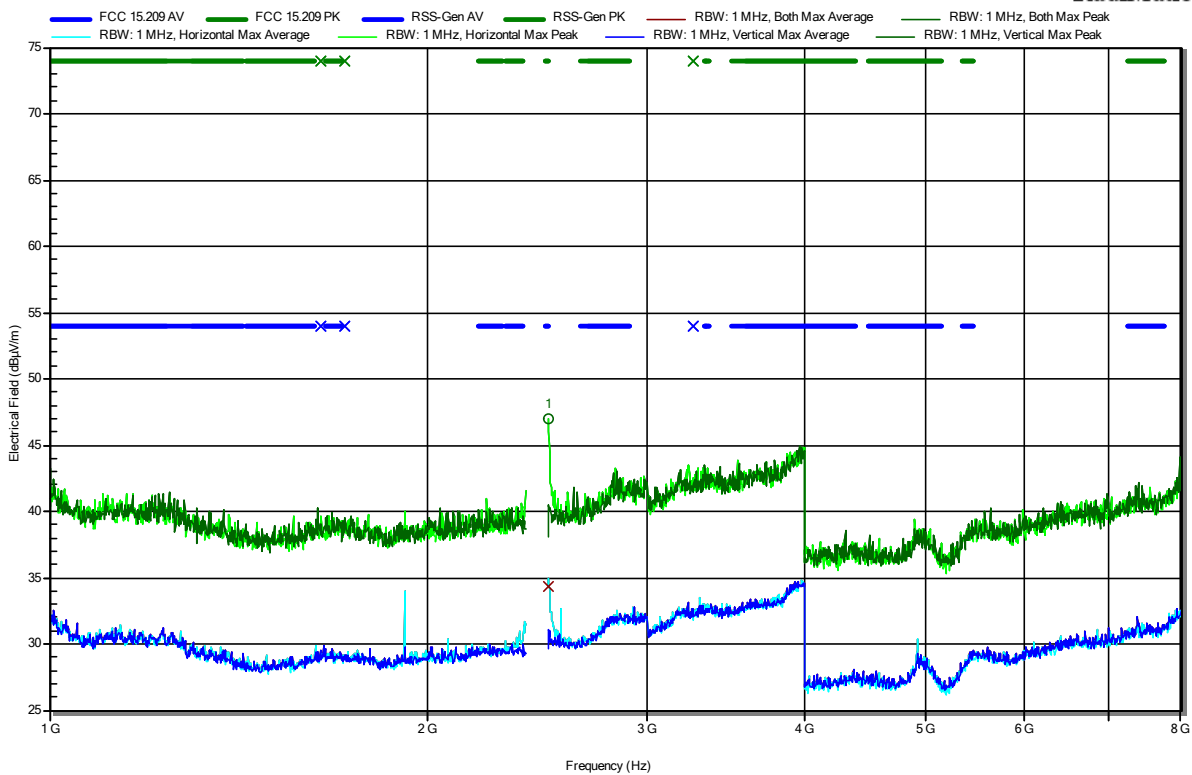
Frequency	Peak	Peak Limit	Peak Difference	Peak Status	Polarization
4.8739 GHz	44.72 dBµV/m	74 dBµV/m	-29.28 dB	Pass	Horizontal
7.3095 GHz	44.83 dBµV/m	74 dBµV/m	-29.17 dB	Pass	Vertical
Frequency	Average	Average Limit	Average Difference	Average Status	Polarization
4.8739 GHz	42.46 dBµV/m	54 dBµV/m	-11.54 dB	Pass	Horizontal
7.3095 GHz	32.46 dBµV/m	54 dBµV/m	-21.54 dB	Pass	Vertical

Radiated Spurious Emissions according to 47 CFR Part 15.247

Project Number: G0M-2302-1881
 Applicant: u-blox Malmö AB
 Model Description: Host-based multiradio module
 Model: MAYA-W276-00B
 Test Sample ID: 44055
 Test Site: Eurofins Product Service GmbH
 Operator: Godson Offorji
 Measurement software: RadiMation, version 2020.1.8
 Test Conditions: Tnom: 23 °Celsius, Vnom: 3.3 VDC
 Antenna: Schwarzbeck BBHA 9120B
 Measurement distance: 3 m
 Mode: Tx; IEEE 802.11n (HT20), 2462 MHz, OFDM, MCS7, DC=99.5%, Power level 14
 Test Date: 2023-06-27

Index 156

RadiMation



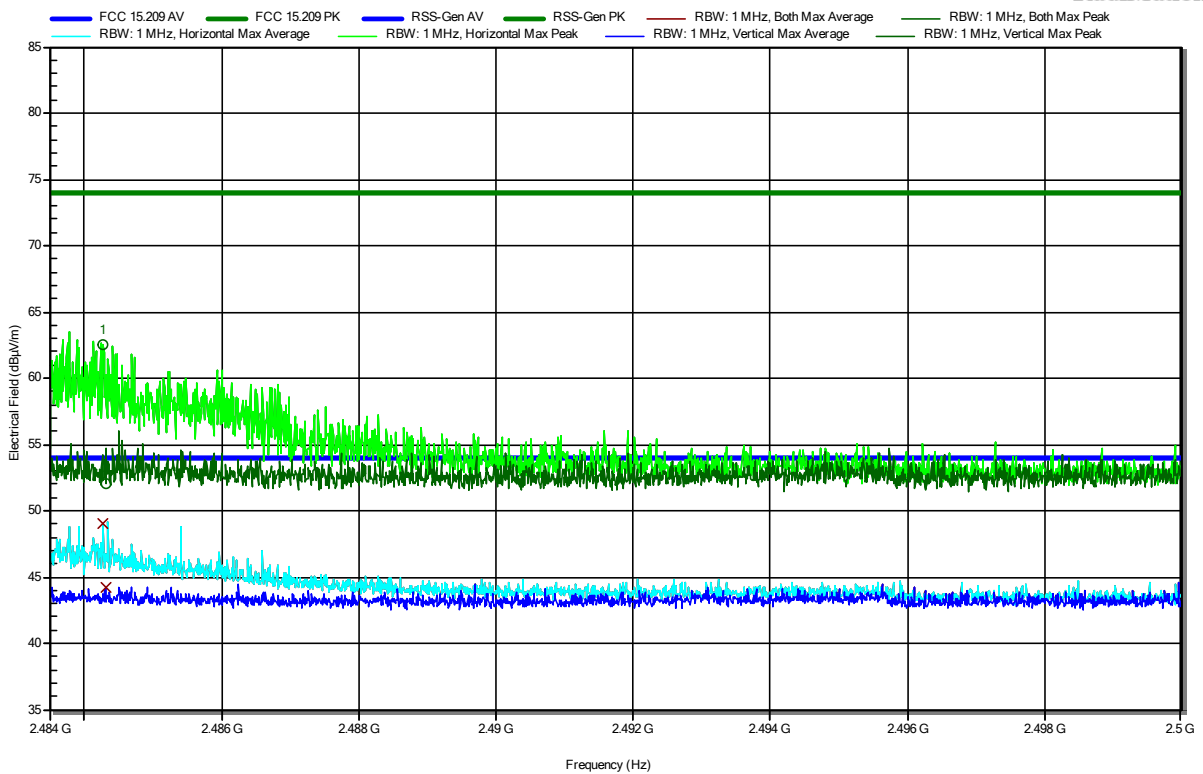
Frequency	Peak	Peak Limit	Peak Difference	Peak Status	Polarization
2.5 GHz	46.96 dBµV/m	74 dBµV/m	-27.04 dB	Pass	Horizontal
Frequency	Average	Average Limit	Average Difference	Average Status	Polarization
2.5 GHz	34.32 dBµV/m	54 dBµV/m	-19.68 dB	Pass	Horizontal

Radiated Spurious Emissions according to 47 CFR Part 15.247

Project Number: G0M-2302-1881
 Applicant: u-blox Malmö AB
 Model Description: Host-based multiradio module
 Model: MAYA-W276-00B
 Test Sample ID: 44055
 Test Site: Eurofins Product Service GmbH
 Operator: Godson Offorji
 Measurement software: RadiMation, version 2020.1.8
 Test Conditions: Tnom: 23 °Celsius, Vnom: 3.3 VDC
 Antenna: Schwarzbeck BBHA 9120B
 Measurement distance: 3 m
 Mode: Tx; IEEE 802.11n (HT20), 2462 MHz, OFDM, MCS7, DC=99.5%, Power level 14
 Test Date: 2023-06-27
 Note: upper bandedge

Index 155

RadiMation



Frequency	Peak	Peak Limit	Peak Difference	Peak Status	Polarization
2.4843 GHz	62.58 dBµV/m	74 dBµV/m	-11.42 dB	Pass	Horizontal
2.4843 GHz	52 dBµV/m	74 dBµV/m	-22 dB	Pass	Vertical

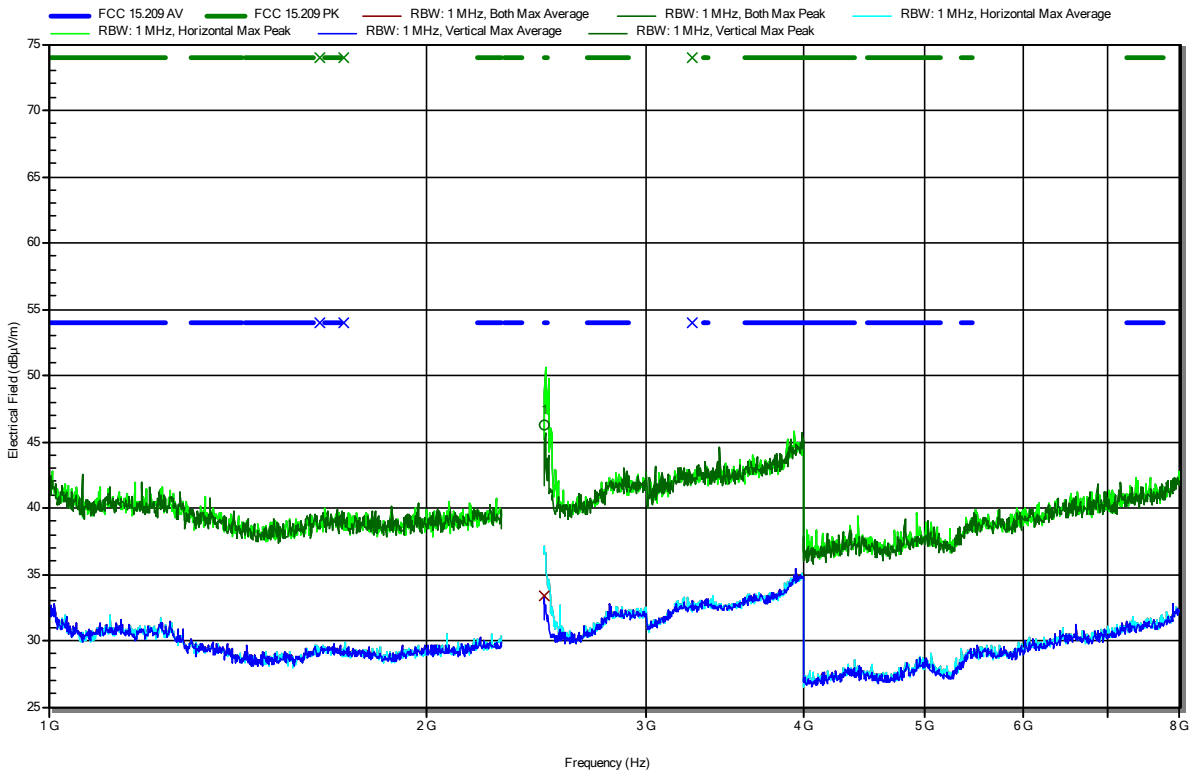
Frequency	Average	Average Limit	Average Difference	Average Status	Polarization
2.4843 GHz	49.07 dBµV/m	54 dBµV/m	-4.93 dB	Pass	Horizontal
2.4843 GHz	44.24 dBµV/m	54 dBµV/m	-9.76 dB	Pass	Vertical

Radiated Spurious Emissions according to 47 CFR Part 15.247

Project Number: G0M-2302-1881
 Applicant: u-blox Malmö AB
 Model Description: Host-based multiradio module
 Model: MAYA-W276-00B
 Test Sample ID: 44055
 Test Site: Eurofins Product Service GmbH
 Operator: Godson Offorji
 Measurement software: RadiMation, version 2020.1.8
 Test Conditions: Tnom: 24 °Celsius, Vnom: 3.3 VDC
 Antenna: Schwarzbeck BBHA 9120B
 Measurement distance: 3 m
 Mode: Tx; IEEE 802.11n, HT40, CH3, 2422 MHz, OFDM, MCS7, DC=99%, Power level 13
 Test Date: 2023-06-15

Index 140

RadiMation



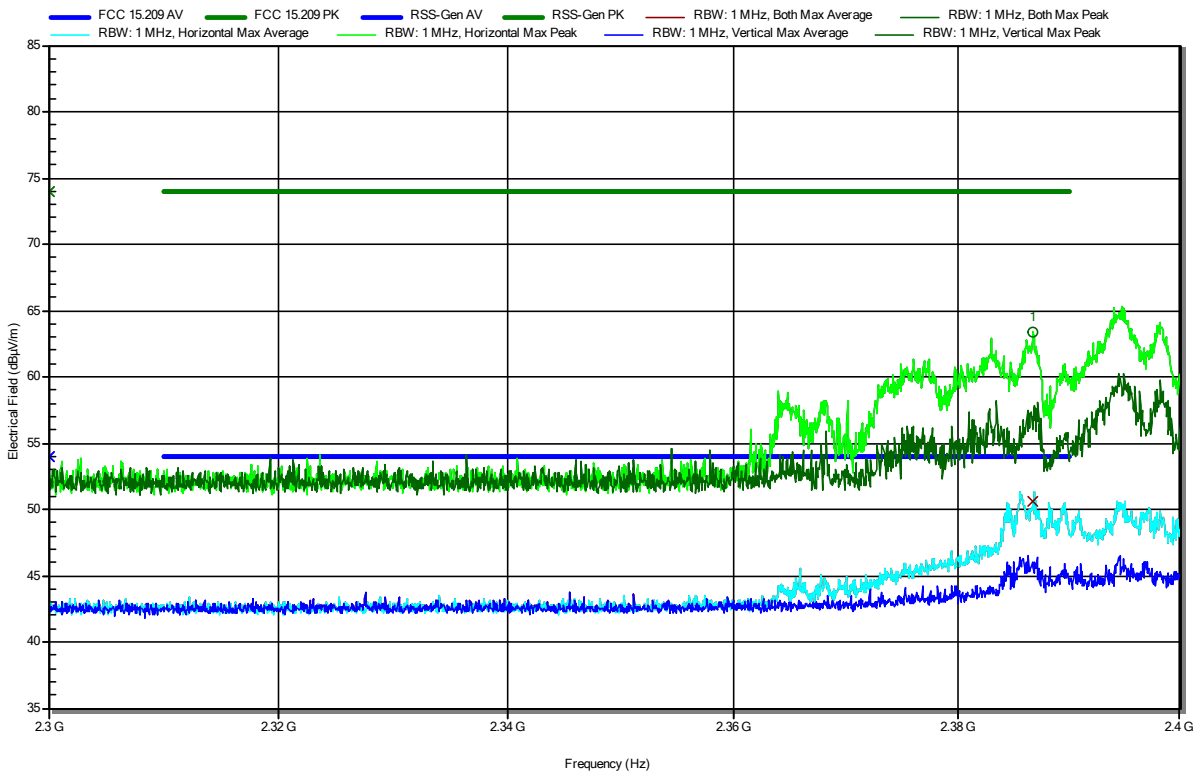
Frequency	Peak	Peak Limit	Peak Difference	Peak Status	Polarization
2.4838 GHz	46.29 dBµV/m	74 dBµV/m	-27.71 dB	Pass	Horizontal
Frequency	Average	Average Limit	Average Difference	Average Status	Polarization
2.4838 GHz	33.43 dBµV/m	54 dBµV/m	-20.57 dB	Pass	Horizontal

Radiated Spurious Emissions according to 47 CFR Part 15.247

Project Number: G0M-2302-1881
 Applicant: u-blox Malmö AB
 Model Description: Host-based multiradio module
 Model: MAYA-W276-00B
 Test Sample ID: 44055
 Test Site: Eurofins Product Service GmbH
 Operator: Godson Offorji
 Measurement software: RadiMation, version 2020.1.8
 Test Conditions: Tnom: 24 °Celsius, Vnom: 3.3 VDC
 Antenna: Schwarzbeck BBHA 9120B
 Measurement distance: 3 m
 Mode: TX; IEEE 802.11n, HT40, CH3, 2422 MHz, OFDM, MCS7, DC=99%, Power level 13
 Test Date: 2023-06-15
 Note: lower bandedge

Index 139

RadiMation



Frequency	Peak	Peak Limit	Peak Difference	Peak Status	Polarization
2.3867 GHz	63.4 dBµV/m	74 dBµV/m	-10.6 dB	Pass	Horizontal

Frequency	Average	Average Limit	Average Difference	Average Status	Polarization
2.3867 GHz	50.64 dBµV/m	54 dBµV/m	-3.36 dB	Pass	Horizontal

Test Report No.: G0M-2302-1881-TFC247WF-W276-V03

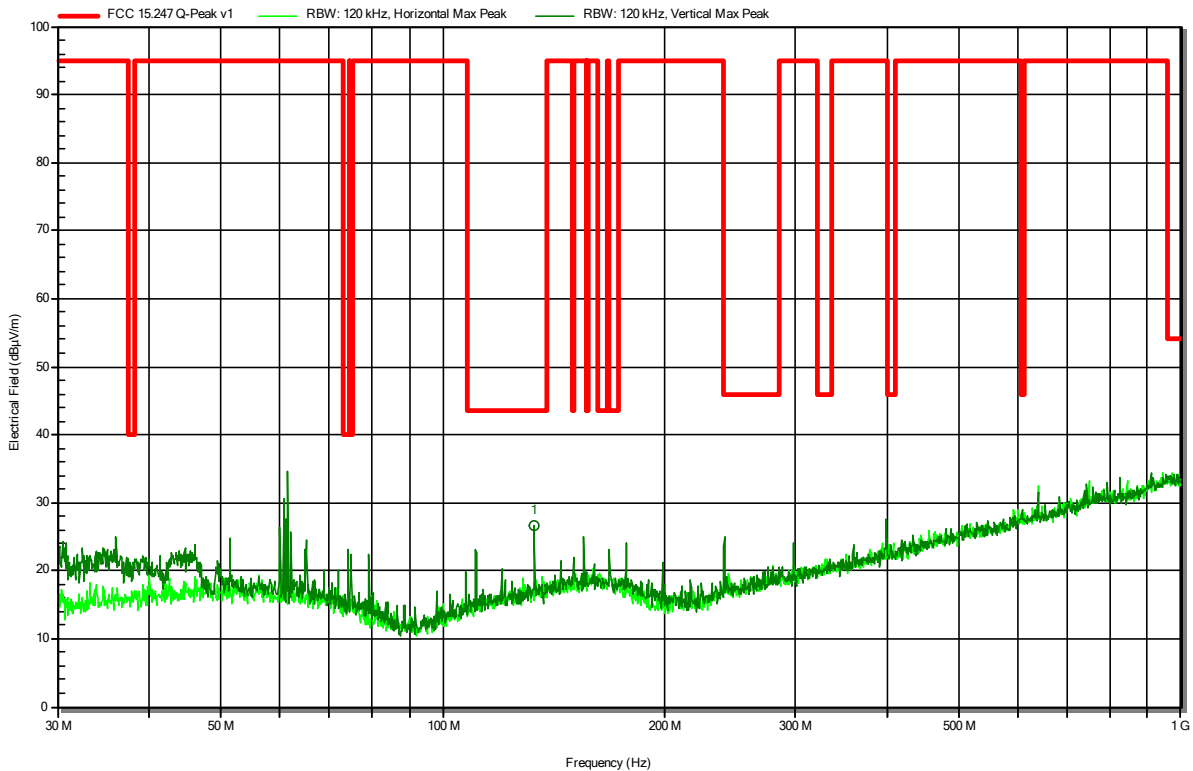
Eurofins Product Service GmbH
 Storkower Str. 38c, D-15526 Reichenwalde, Germany

Radiated Spurious Emissions according to 47 CFR Part 15.247

Project Number: G0M-2302-1881
 Applicant: u-blox Malmö AB
 Model Description: Host-based multiradio module
 Model: MAYA-W276-00B
 Test Sample ID: 44055
 Test Site: Eurofins Product Service GmbH
 Operator: Mr. Sohrabi
 Measurement software: RadiMation, version 2020.1.8
 Test Conditions: Tnom: 23 °Celsius, Vnom: 3.3 VDC
 Antenna: Schwarzbeck VULB 9168
 Measurement distance: 3 m
 Mode: Tx; IEEE 802.11n, HT40, CH6, 2437 MHz, OFDM, MCS7, DC=99%, Power level 19
 Test Date: 2023-06-02

Index 128

RadiMation



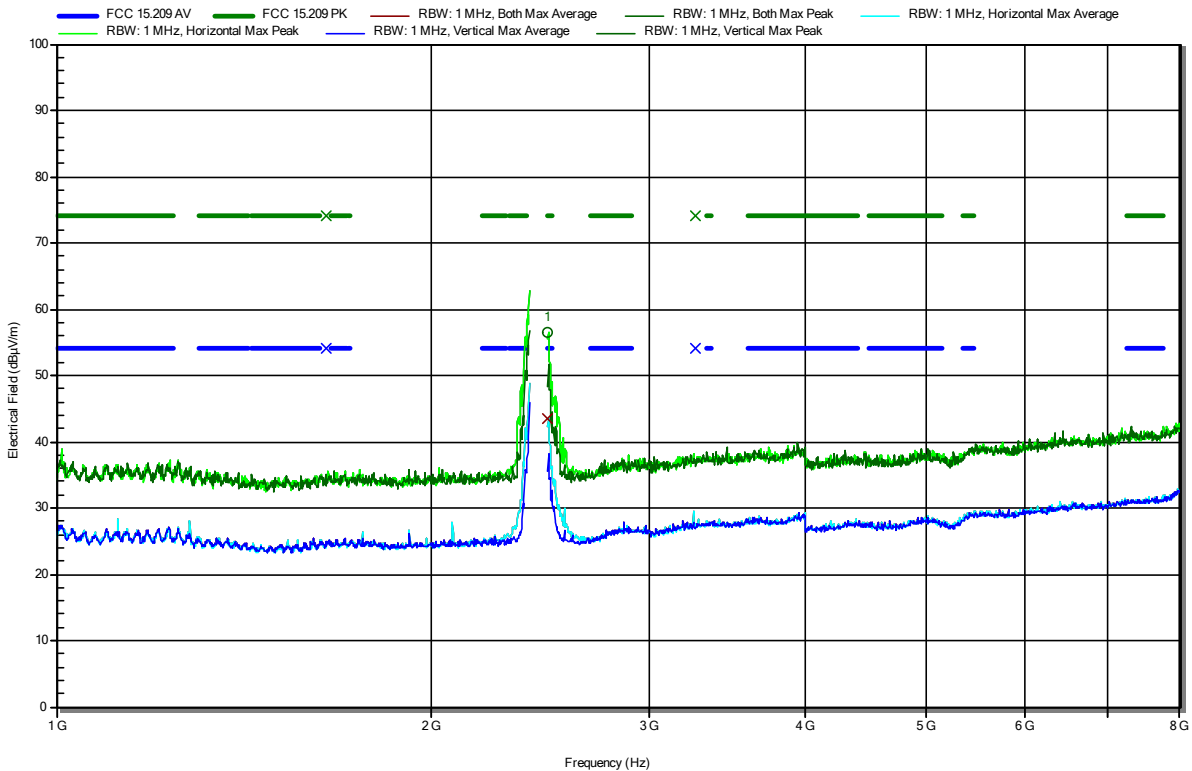
Frequency	Peak	Peak Limit	Peak Difference	Peak Status	Polarization
132.723 MHz	26.7 dBµV/m	43.5 dBµV/m	-16.78 dB	Pass	Vertical

Radiated Spurious Emissions according to 47 CFR Part 15.247

Project Number: G0M-2302-1881
 Applicant: u-blox Malmö AB
 Model Description: Host-based multiradio module
 Model: MAYA-W276-00B
 Test Sample ID: 44055
 Test Site: Eurofins Product Service GmbH
 Operator: Godson Offorji
 Measurement software: RadiMation, version 2020.1.8
 Test Conditions: Tnom: 24 °Celsius, Vnom: 3.3 VDC
 Antenna: Schwarzbeck BBHA 9120B
 Measurement distance: 3 m
 Mode: Tx; IEEE 802.11n, HT40, CH6, 2437 MHz, OFDM, MCS7, DC=99%, Power level 13
 Test Date: 2023-06-15

Index 143

RadiMation



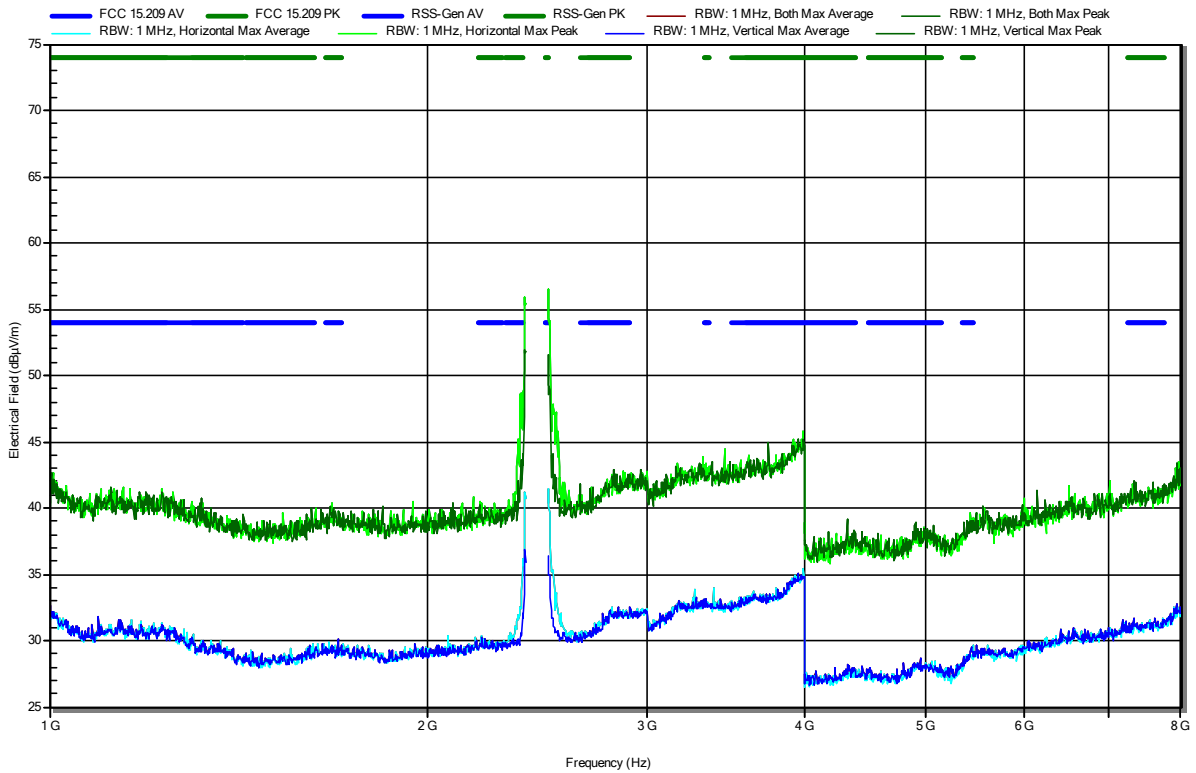
Frequency	Peak	Peak Limit	Peak Difference	Peak Status	Polarization
2.484 GHz	56.44 dBµV/m	74 dBµV/m	-17.56 dB	Pass	Horizontal
Frequency	Average	Average Limit	Average Difference	Average Status	Polarization
2.484 GHz	43.38 dBµV/m	54 dBµV/m	-10.62 dB	Pass	Horizontal

Radiated Spurious Emissions according to 47 CFR Part 15.247

Project Number: G0M-2302-1881
 Applicant: u-blox Malmö AB
 Model Description: Host-based multiradio module
 Model: MAYA-W276-00B
 Test Sample ID: 44055
 Test Site: Eurofins Product Service GmbH
 Operator: Godson Offorji
 Measurement software: RadiMation, version 2020.1.8
 Test Conditions: Tnom: 24 °Celsius, Vnom: 3.3 VDC
 Antenna: Schwarzbeck BBHA 9120B
 Measurement distance: 3 m
 Mode: Tx; IEEE 802.11n, HT40, CH9, 2452 MHz, OFDM, MCS7, DC=99%, Power level 13
 Test Date: 2023-06-15

Index 142

RadiMation

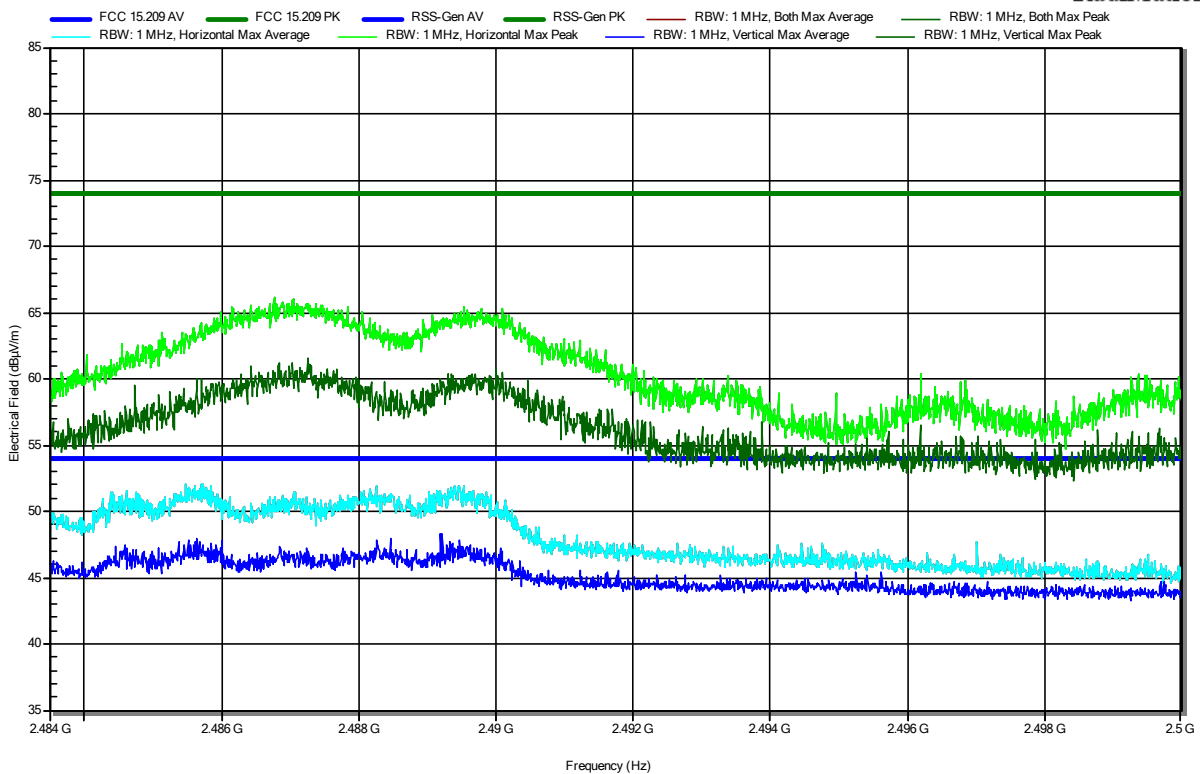


Radiated Spurious Emissions according to 47 CFR Part 15.247

Project Number: G0M-2302-1881
 Applicant: u-blox Malmö AB
 Model Description: Host-based multiradio module
 Model: MAYA-W276-00B
 Test Sample ID: 44055
 Test Site: Eurofins Product Service GmbH
 Operator: Godson Offorji
 Measurement software: RadiMation, version 2020.1.8
 Test Conditions: Tnom: 24 °Celsius, Vnom: 3.3 VDC
 Antenna: Schwarzbeck BBHA 9120B
 Measurement distance: 3 m
 Mode: TX; IEEE 802.11n, HT40, CH9, 2452 MHz, OFDM, MCS7, DC=99%, Power level 13
 Test Date: 2023-06-15
 Note: upper bandedge

Index 141

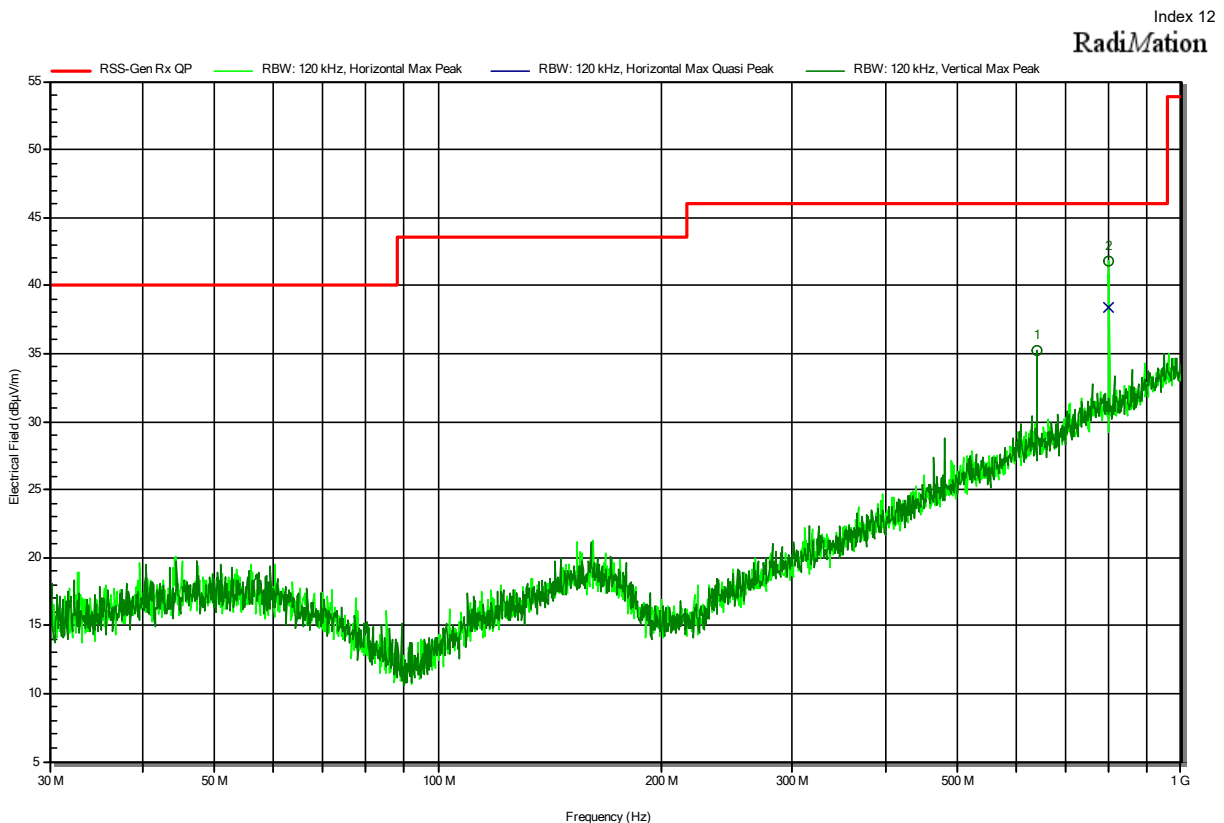
RadiMation



ANNEX C Receiver spurious emissions with Antenna 1 (External, ANT-DB1-RAF-SMA)

Radiated Spurious Emissions according to 47 CFR Part 15.247

Project Number: G0M-2302-1881
 Applicant: u-blox Malmö AB
 Model Description: Host-based multiradio module
 Model: MAYA-W276-00B
 Test Sample ID: 43225
 Test Site: Eurofins Product Service GmbH
 Operator: Mr. Qawasmeh
 Measurement software: RadiMation, version 2020.1.8
 Test Conditions: Tnom: 23 °Celsius, Vnom: 3.3 VDC_1.8 VDC
 Antenna: Schwarzbeck VULB 9168
 Measurement distance: 3 m
 Mode: Rx; IEEE 802.11, CH 6, 2437 MHz
 Test Date: 2023-04-04
 Note:



Frequency	Peak	Peak Limit	Peak Difference	Peak Status	Polarization
640.0088 MHz	35.2 dBµV/m	46 dBµV/m	-10.81 dB	Pass	Vertical
799.9883 MHz	41.8 dBµV/m	46 dBµV/m	-4.17 dB	Pass	Horizontal
Frequency	Quasi-Peak	Quasi-Peak Limit	Quasi-Peak Difference	Quasi-Peak Status	Polarization
799.9883 MHz	38.4 dBµV/m	46 dBµV/m	-7.63 dB	Pass	Horizontal

Test Report No.: G0M-2302-1881-TFC247WF-W276-V03

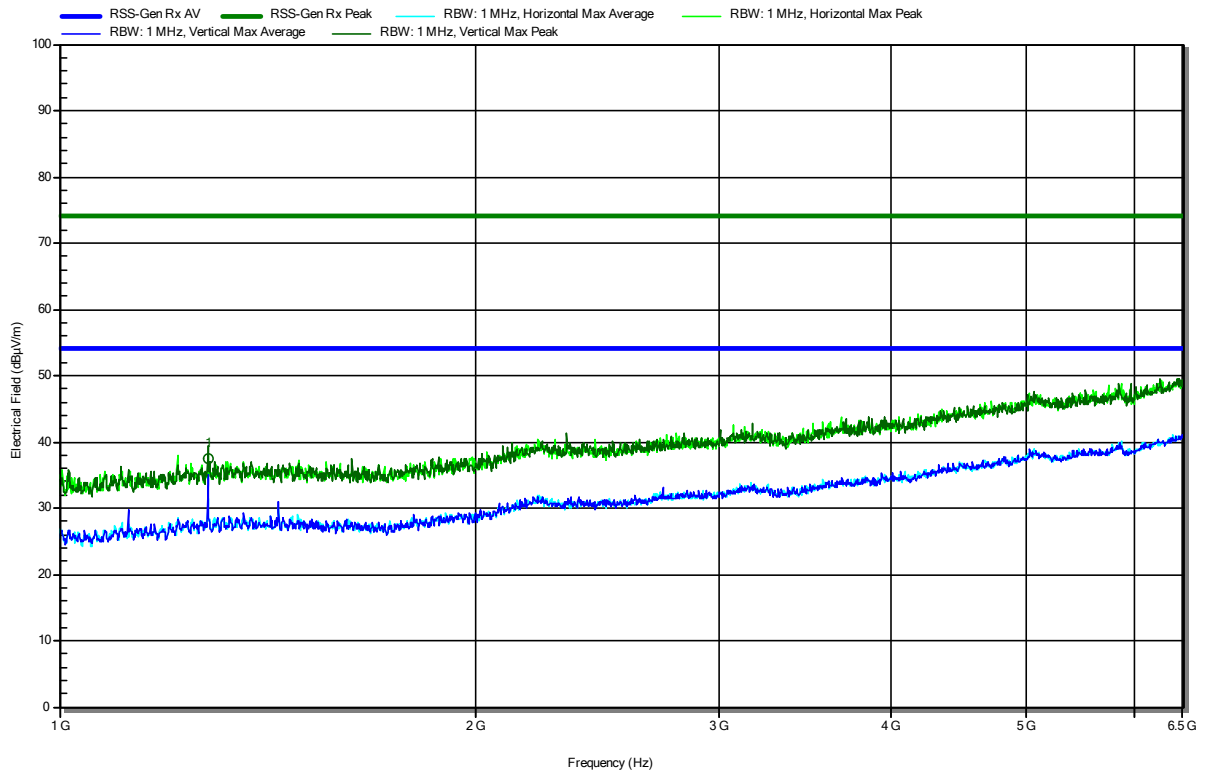
Eurofins Product Service GmbH
 Storkower Str. 38c, D-15526 Reichenwalde, Germany

Radiated Spurious Emissions according to 47 CFR Part 15.247

Project Number: G0M-2302-1881
 Applicant: u-blox Malmö AB
 Model Description: Host-based multiradio module
 Model: MAYA-W276-00B
 Test Sample ID: 43225
 Test Site: Eurofins Product Service GmbH
 Operator: Mr. Qawasmeh
 Measurement software: RadiMation, version 2020.1.8
 Test Conditions: Tnom: 23 °Celsius, Vnom: 3.3 VDC_1.8 VDC
 Antenna: Schwarzbeck BBHA 9120D
 Measurement distance: 3 m
 Mode: Rx; IEEE 802.11, CH 6, 2437 MHz
 Test Date: 2023-04-04
 Note:

Index 10

RadiMation

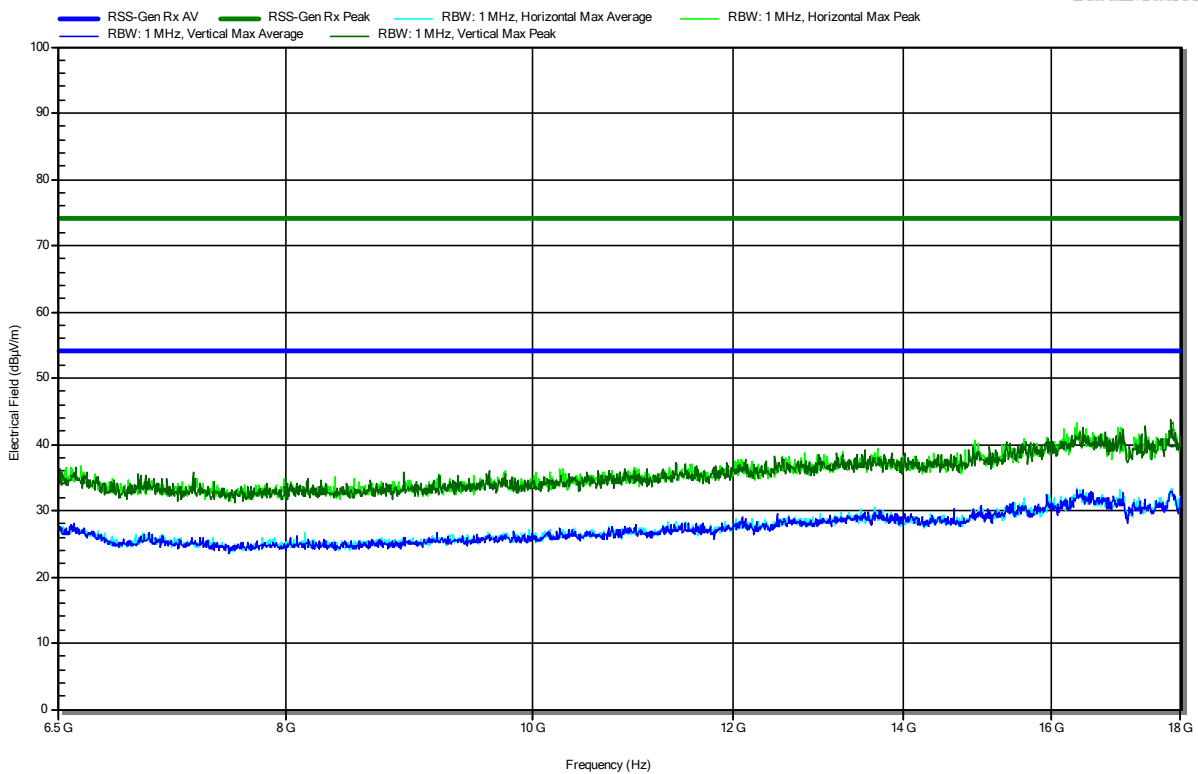


Frequency	Peak	Peak Limit	Peak Difference	Peak Status	Polarization
1.28 GHz	37.41 dBµV/m	74 dBµV/m	-36.59 dB	Pass	Vertical

Frequency	Average	Average Limit	Average Difference	Average Status	Polarization
1.28 GHz	34.81 dBµV/m	53.98 dBµV/m	-19.17 dB	Pass	Vertical

Radiated Spurious Emissions according to 47 CFR Part 15.247

Project Number: G0M-2302-1881
 Applicant: u-blox Malmö AB
 Model Description: Host-based multiradio module
 Model: MAYA-W276-00B
 Test Sample ID: 43225
 Test Site: Eurofins Product Service GmbH
 Operator: Mr. Qawasmeh
 Measurement software: RadiMation, version 2020.1.8
 Test Conditions: Tnom: 23 °Celsius, Vnom: 3.3 VDC_1.8 VDC
 Antenna: Schwarzbeck HWRD 650
 Measurement distance: 3 m
 Mode: Rx; IEEE 802.11, CH 6, 2437 MHz
 Test Date: 2023-04-04
 Note:



Frequency	Peak	Peak Limit	Peak Difference	Peak Status	Polarization
17.855 GHz	40.3 dBµV/m	74 dBµV/m	-33.7 dB	Pass	Vertical
Frequency	Average	Average Limit	Average Difference	Average Status	Polarization
17.855 GHz	32.74 dBµV/m	53.98 dBµV/m	-21.24 dB	Pass	Vertical

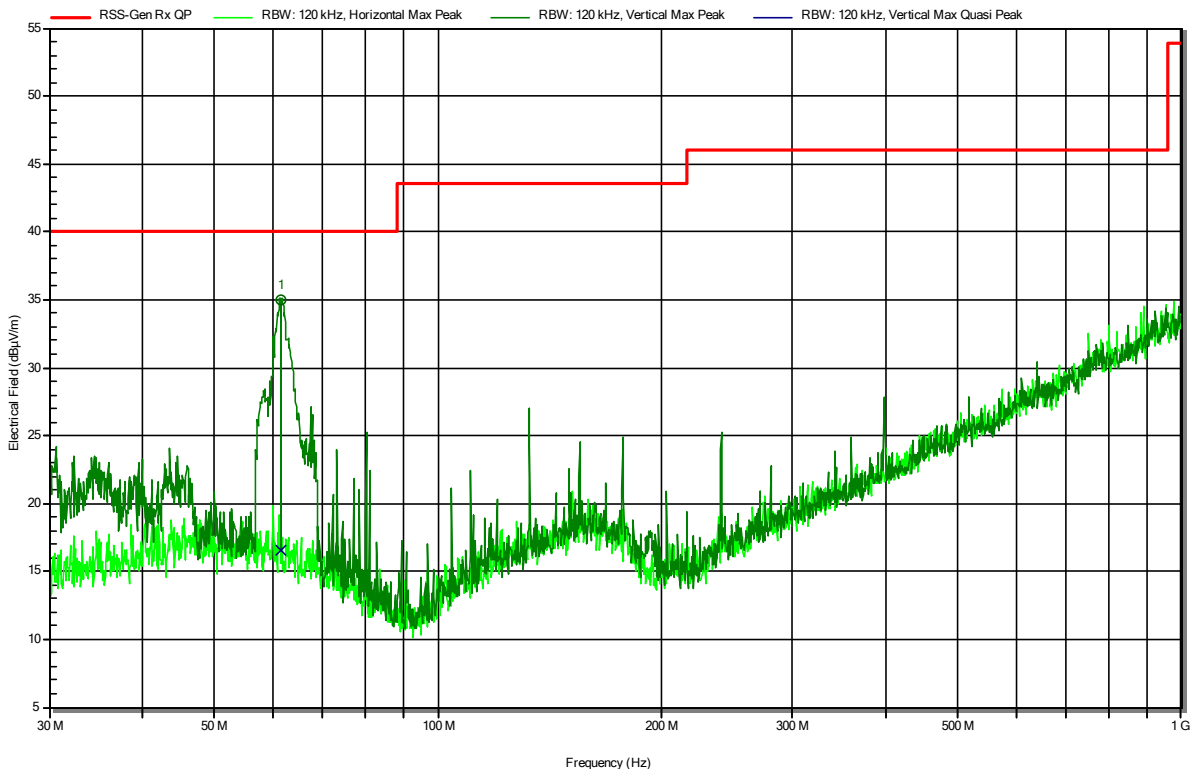
ANNEX D Receiver spurious emissions with Antenna 2 (Embedded, custom)

Radiated Spurious Emissions according to 47 CFR Part 15.247

Project Number: G0M-2302-1881
 Applicant: u-blox Malmö AB
 Model Description: Host-based multiradio module
 Model: MAYA-W276-00B
 Test Sample ID: 44055
 Test Site: Eurofins Product Service GmbH
 Operator: Mr. Sohrabi
 Measurement software: RadiMation, version 2020.1.8
 Test Conditions: Tnom: 23 °Celsius, Vnom: 3.3 VDC_1.8 VDC
 Antenna: Schwarzbeck VULB 9168
 Measurement distance: 3 m
 Mode: Rx; IEEE 802.11, CH 6, 2437 MHz
 Test Date: 2023-06-02
 Note:

Index 15

RadiMation



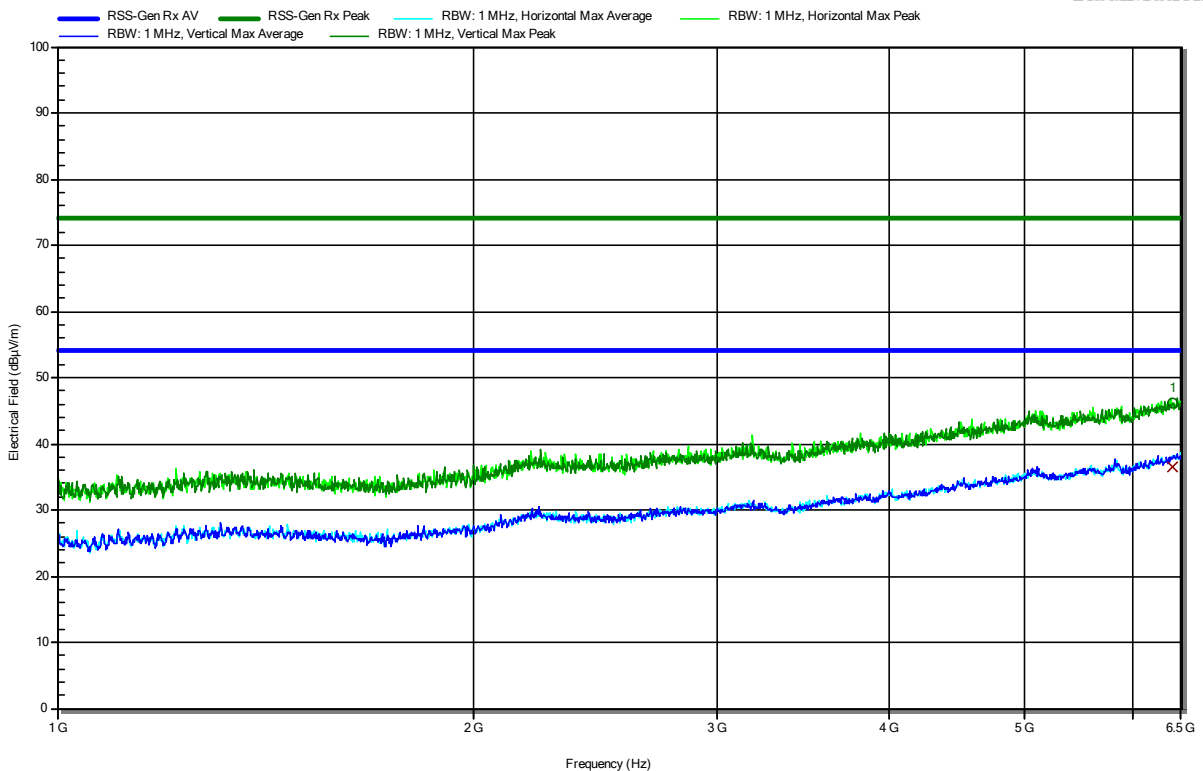
Frequency	Peak	Peak Limit	Peak Difference	Peak Status	Polarization
61.3443 MHz	35 dBµV/m	40 dBµV/m	-5 dB	Pass	Vertical
Frequency	Quasi-Peak	Quasi-Peak Limit	Quasi-Peak Difference	Quasi-Peak Status	Polarization
61.3443 MHz	16.6 dBµV/m	40 dBµV/m	-23.4 dB	Pass	Vertical

Test Report No.: G0M-2302-1881-TFC247WF-W276-V03

Eurofins Product Service GmbH
 Storkower Str. 38c, D-15526 Reichenwalde, Germany

Radiated Spurious Emissions according to 47 CFR Part 15.247

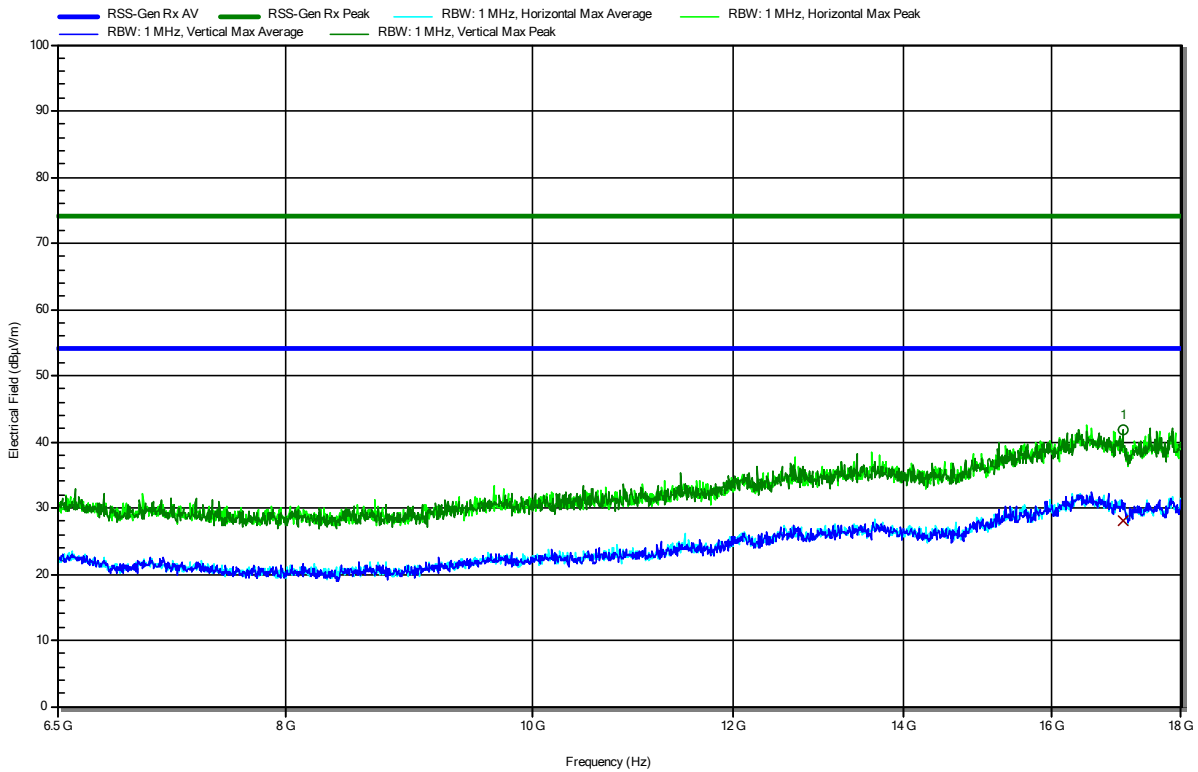
Project Number: G0M-2302-1881
 Applicant: u-blox Malmö AB
 Model Description: Host-based multiradio module
 Model: MAYA-W276-00B
 Test Sample ID: 44055
 Test Site: Eurofins Product Service GmbH
 Operator: Mr. Sohrabi
 Measurement software: RadiMation, version 2020.1.8
 Test Conditions: Tnom: 23 °Celsius, Vnom: 3.3 VDC_1.8 VDC
 Antenna: Schwarzbeck BBHA 9120D
 Measurement distance: 3 m
 Mode: Rx; IEEE 802.11, CH 6, 2437 MHz
 Test Date: 2023-06-02
 Note:



Frequency	Peak	Peak Limit	Peak Difference	Peak Status	Polarization
6.399 GHz	46.11 dBµV/m	74 dBµV/m	-27.89 dB	Pass	Vertical
Frequency	Average	Average Limit	Average Difference	Average Status	Polarization
6.399 GHz	36.4 dBµV/m	53.98 dBµV/m	-17.58 dB	Pass	Vertical

Radiated Spurious Emissions according to 47 CFR Part 15.247

Project Number: G0M-2302-1881
 Applicant: u-blox Malmö AB
 Model Description: Host-based multiradio module
 Model: MAYA-W276-00B
 Test Sample ID: 44055
 Test Site: Eurofins Product Service GmbH
 Operator: Mr. Sohrabi
 Measurement software: RadiMation, version 2020.1.8
 Test Conditions: Tnom: 23 °Celsius, Vnom: 3.3 VDC_1.8 VDC
 Antenna: Schwarzbeck HWRD 650
 Measurement distance: 3 m
 Mode: Rx; IEEE 802.11, CH 6, 2437 MHz
 Test Date: 2023-06-02
 Note:



Frequency	Peak	Peak Limit	Peak Difference	Peak Status	Polarization
17.076 GHz	41.83 dBµV/m	74 dBµV/m	-32.17 dB	Pass	Vertical
Frequency	Average	Average Limit	Average Difference	Average Status	Polarization
17.076 GHz	27.99 dBµV/m	53.98 dBµV/m	-25.99 dB	Pass	Vertical

=== END OF TEST REPORT ===