

ANNEX A1: DIAGRAMS OF TESTING
No.:6-0082-11-1-2c

According to:
FCC Regulations
 Part 15.107 & 15.111, Part 15.109 Class B
IC-Regulations
 RSS-132 Issue 2 & RSS-133 Issue 5
 RSS-Gen, Issue 3

for

u-blox AG

RF-Data Module LISA-U200
FCC-ID: XPYLISAU200
IC-ID: 8595A-LISAU200







Laboratory Accreditation and Listings			
 Deutsche Akkreditierungsstelle D-PL-12047-01-01	 Reg. No.: 736496 MRA US-EU 0003	 Industry Canada Reg. No.: 3462D-1 Reg. No.: 3462D-2 Reg. No.: 3462D-3	 Voluntary Controls for Electromagnetic Emissions Reg. No.: R-2665, R-2666 C-2914, T-1967, G-301
 WiFi ALLIANCE AUTHORIZED RF LABORATORY	 CTIA Authorized Test Lab LAB CODE 20011130-00		
accredited according to DIN EN ISO/IEC 17025			
<p align="center"> CETECOM GmbH Laboratory Radio Communications & Electromagnetic Compatibility Im Teelbruch 116 • 45219 Essen • Germany Registered in Essen, Germany, Reg. No.: HRB Essen 8984 Tel.: + 49 (0) 20 54 / 95 19-954 • Fax: + 49 (0) 20 54 / 95 19-964 E-mail: info@cetecom.com • Internet: www.cetecom.com </p>			

Table of contents

1. DIAGRAMS	4
1.1. Diagrams of conducted AC-emission	4
1.2. Diagrams of radiated field strength emissions (<1 GHz).....	12
1.3. Diagrams of radiated electrical field strength emissions (>1 GHz).....	19
1.4. Conducted emissions on antenna port in receive mode	27

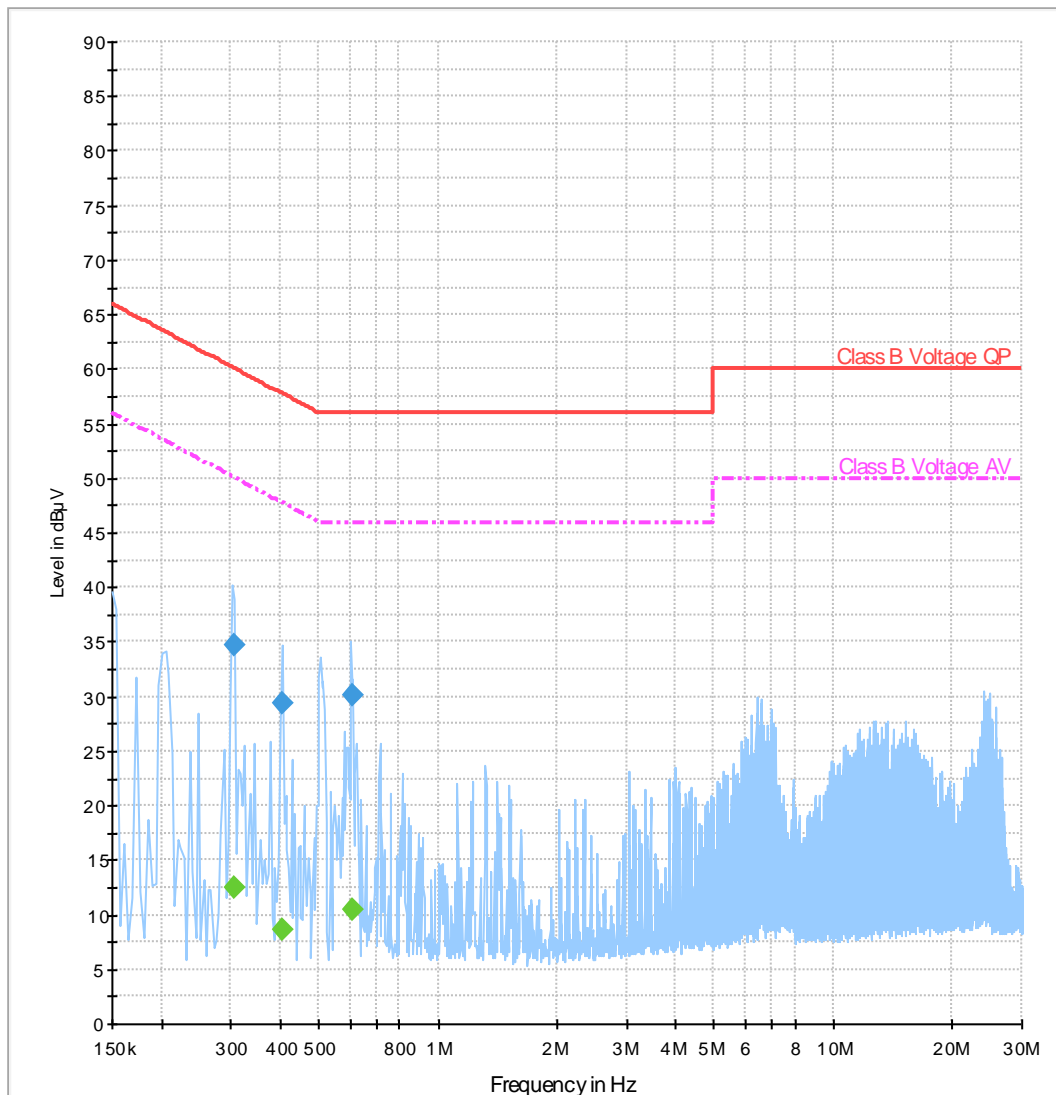
1. Diagrams

1.1. Diagrams of conducted AC-emission

Diagram No. a_1.1

Test Description:	Conducted Voltage Measurement Class B
Testspecification:	FCC 15.107 Class B
Technical Data:	Please see next page for detailed information
Diagram:	Shows the peak values as a sum of measured ports (N+L1) in maxhold mode
Operator name:	HLA
Report.- Nr.	6-0082-11-1-2c
EUT:	LISA U-200
Manufacturer:	U-blox
Operating mode:	GSM 850 Idle
Measured on line:	Mains AC L1 and N
Power during test:	110 V AC 60 Hz
Comment 1:	channel (182)
Accessories:	two USB cables 1,80 m one connected to the laptop + AC/DC adapter + GA.107 Ant.

01_Class B_Voltage_PK_QPAV_N_L1



Final Result 1

Frequency (MHz)	QuasiPeak (dB μ V)	Meas. Time (ms)	Bandwidth (kHz)	PE	Line	Corr. (dB)	Margin (dB)	Limit (dB μ V)
0.304844	34.7	15000.0	9.000	GND	L1	0.0	25.4	60.1
0.406406	29.4	15000.0	9.000	GND	L1	0.0	28.3	57.7
0.605625	30.2	15000.0	9.000	GND	L1	0.0	25.8	56.0

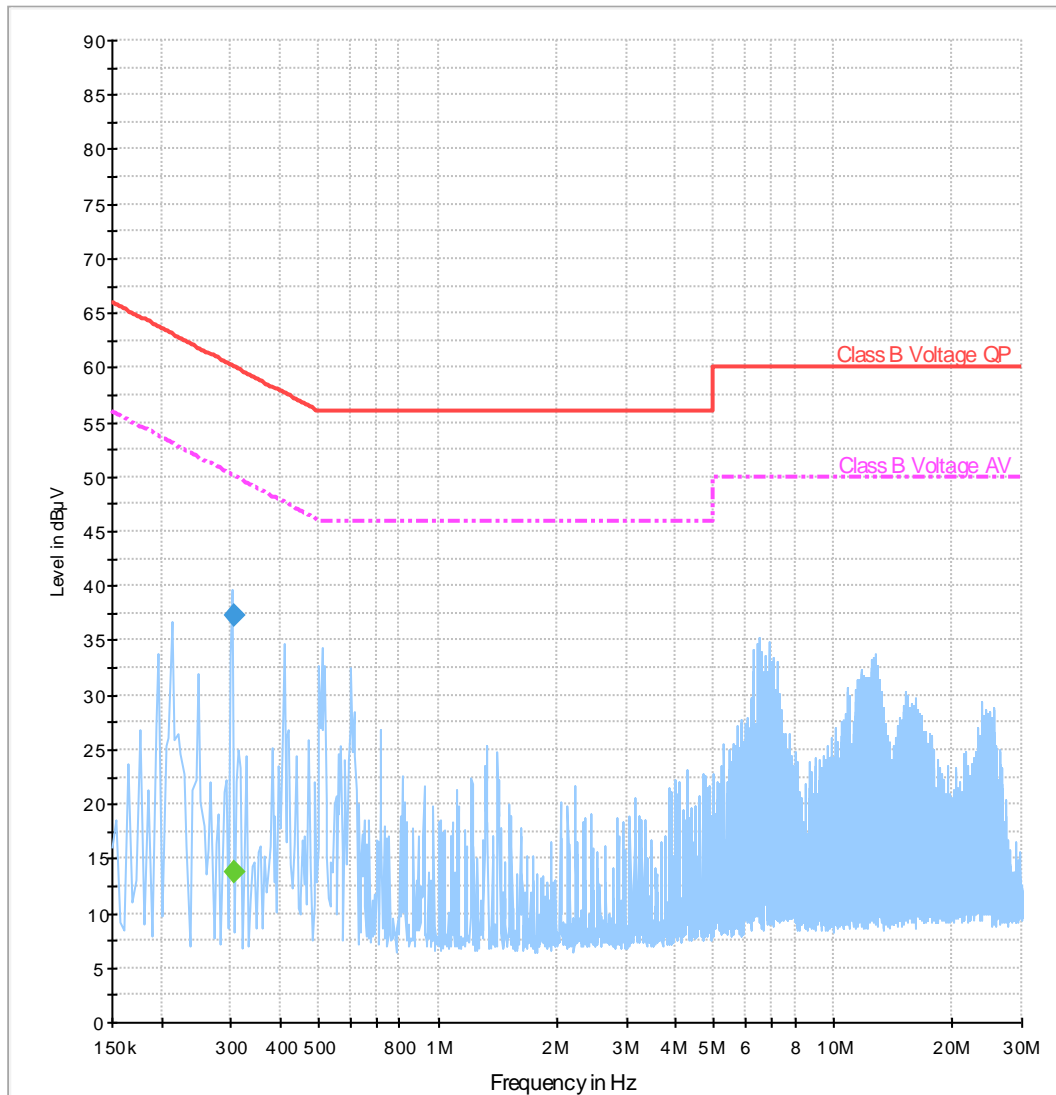
Final Result 2

Frequency (MHz)	CAverage (dB μ V)	Meas. Time (ms)	Bandwidth (kHz)	PE	Line	Corr. (dB)	Margin (dB)	Limit (dB μ V)
0.304844	12.6	15000.0	9.000	GND	L1	0.0	37.5	50.1
0.406406	8.6	15000.0	9.000	GND	L1	0.0	39.1	47.7
0.605625	10.4	15000.0	9.000	GND	L1	0.0	35.6	46.0

Diagram No. a_1.8

Test Description:	Conducted Voltage Measurement Class B
Testspecification:	FCC 15.107 Class B
Technical Data:	Please see next page for detailed information
Diagram:	Shows the peak values as a sum of measured ports (N+L1) in maxhold mode
Operator name:	HLA
Report.- Nr.	6-0082-11-1-2c
EUT:	LISA U-200
Manufacturer:	U-blox
Operating mode:	EGPRS GSM 1900 RX
Measured on line:	Mains AC L1 and N
Power during test:	110 V AC 60 Hz
Accessories :	two USB cables 1,80 m one connected to the laptop + AC/DC adapter + GA.107 antenna
Comment 1:	DL ch 651

01_Class B_Voltage_PK_QPAV_N_L1



Final Result 1

Frequency (MHz)	QuasiPeak (dBµV)	Meas. Time (ms)	Bandwidth (kHz)	PE	Line	Corr. (dB)	Margin (dB)	Limit (dBµV)
0.304844	37.3	15000.0	9.000	GND	L1	0.0	22.8	60.1

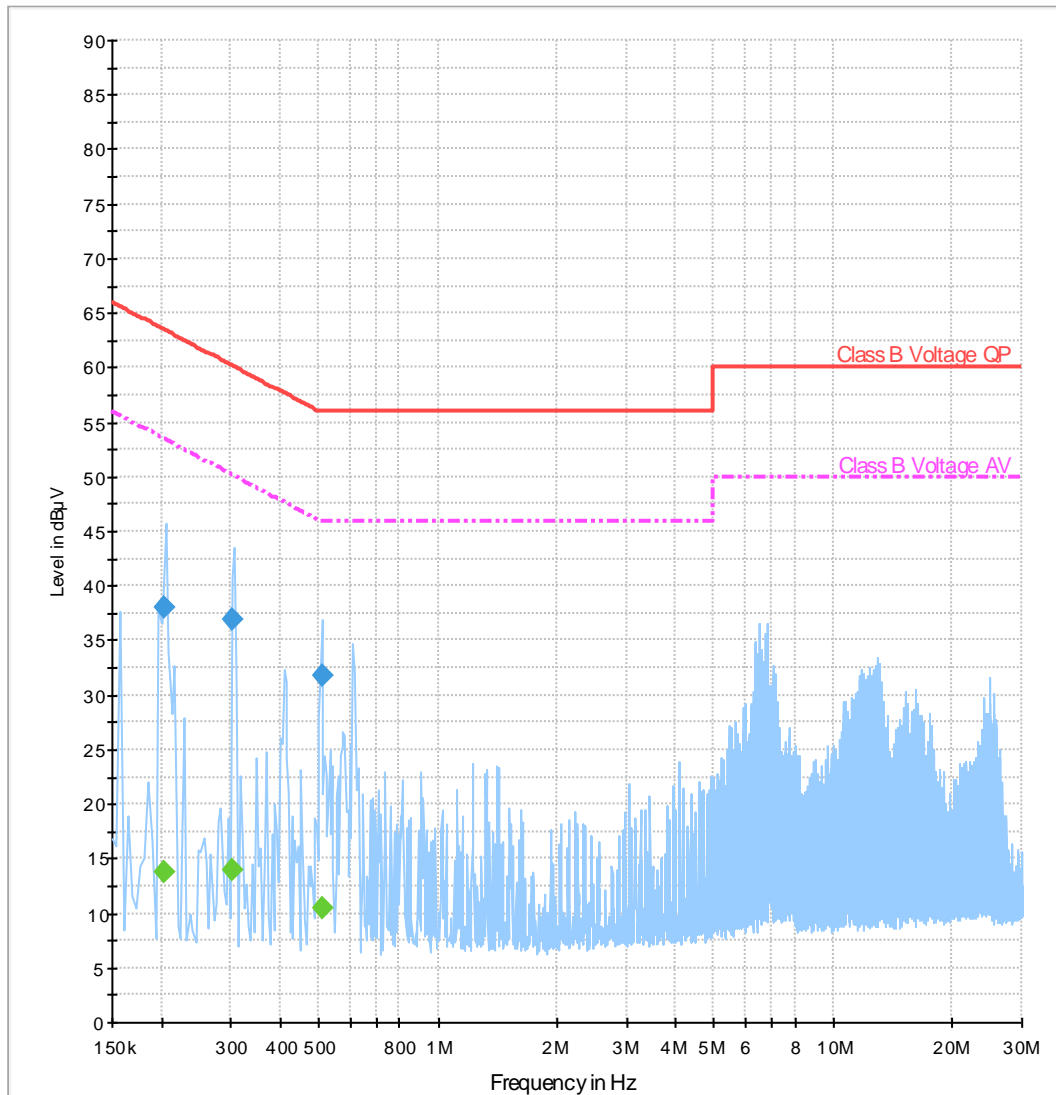
Final Result 2

Frequency (MHz)	CAverage (dBµV)	Meas. Time (ms)	Bandwidth (kHz)	PE	Line	Corr. (dB)	Margin (dB)	Limit (dBµV)
0.304844	13.8	15000.0	9.000	GND	L1	0.0	36.4	50.1

Diagram No. b_1.8

Test Description:	Conducted Voltage Measurement Class B
Testspecification:	FCC 15.107 Class B
Technical Data:	Please see next page for detailed information
Diagram:	Shows the peak values as a sum of measured ports (N+L1) in maxhold mode
Operator name:	HLA
Report.- Nr.	6-0082-11-1-2c
EUT:	LISA U-200
Manufacturer:	U-blox
Operating mode:	FDD II RX
Measured on line:	Mains AC L1 and N
Power during test:	110 V AC 60 Hz
Accessories :	two USB cables 1,80 m one connected to the laptop + AC/DC adapter + GA.107 ant.
Comment 1:	DL ch 9800

01_Class B_Voltage_PK_QPAV_N_L1



Final Result 1

Frequency (MHz)	QuasiPeak (dB μ V)	Meas. Time (ms)	Bandwidth (kHz)	PE	Line	Corr. (dB)	Margin (dB)	Limit (dB μ V)
0.202188	38.0	15000.0	9.000	GND	L1	0.0	25.5	63.5
0.303750	36.9	15000.0	9.000	GND	N	0.0	23.3	60.1
0.511875	31.8	15000.0	9.000	GND	N	0.0	24.2	56.0

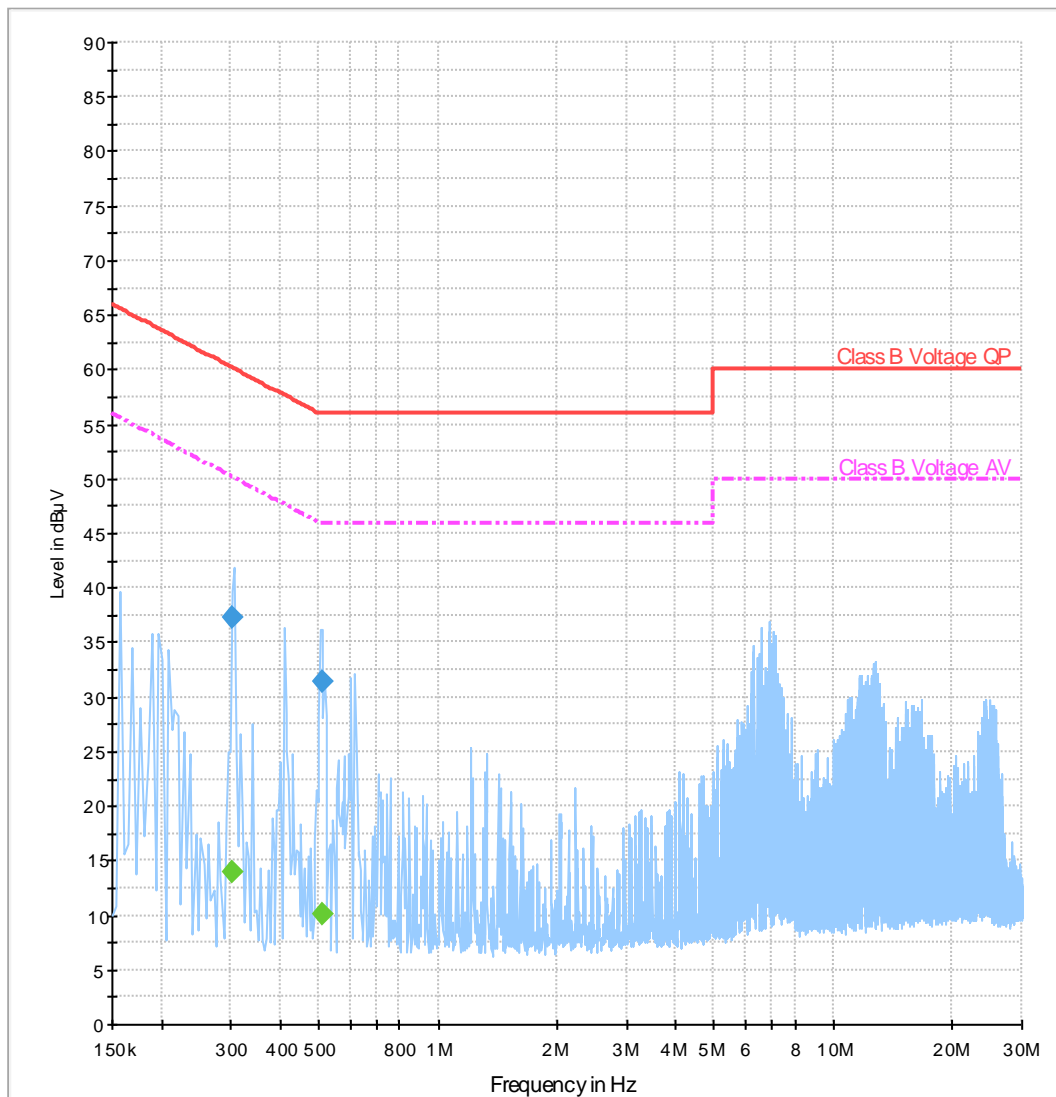
Final Result 2

Frequency (MHz)	CAverage (dB μ V)	Meas. Time (ms)	Bandwidth (kHz)	PE	Line	Corr. (dB)	Margin (dB)	Limit (dB μ V)
0.202188	13.8	15000.0	9.000	GND	L1	0.0	39.7	53.5
0.303750	13.9	15000.0	9.000	GND	N	0.0	36.2	50.1
0.511875	10.5	15000.0	9.000	GND	N	0.0	35.5	46.0

Diagram No. b_1.7

Test Description:	Conducted Voltage Measurement Class B
Testspecification:	FCC 15.107 Class B
Technical Data:	Please see next page for detailed information
Diagram:	Shows the peak values as a sum of measured ports (N+L1) in maxhold mode
Operator name:	HLA
Report.- Nr.	6-0082-11-1-2c
EUT:	LISA U-200
Manufacturer:	U-blox
Operating mode:	FDD V RX
Measured on line:	Mains AC L1 and N
Power during test:	110 V AC 60 Hz
Accessories :	two USB cables 1,80 m one connected to the laptop + AC/DC adapter + GA.107 ant.
Comment 1:	DL ch 4407

01_Class B_Voltage_PK_QPAV_N_L1



Final Result 1

Frequency (MHz)	QuasiPeak (dB μ V)	Meas. Time (ms)	Bandwidth (kHz)	PE	Line	Corr. (dB)	Margin (dB)	Limit (dB μ V)
0.303750	37.3	15000.0	9.000	GND	L1	0.0	22.9	60.1
0.512969	31.4	15000.0	9.000	GND	N	0.0	24.6	56.0

Final Result 2

Frequency (MHz)	CAverage (dB μ V)	Meas. Time (ms)	Bandwidth (kHz)	PE	Line	Corr. (dB)	Margin (dB)	Limit (dB μ V)
0.303750	14.0	15000.0	9.000	GND	L1	0.0	36.2	50.1
0.512969	10.2	15000.0	9.000	GND	N	0.0	35.8	46.0

1.2. Diagrams of radiated field strength emissions (<1 GHz)

Diagram No. a_2.01

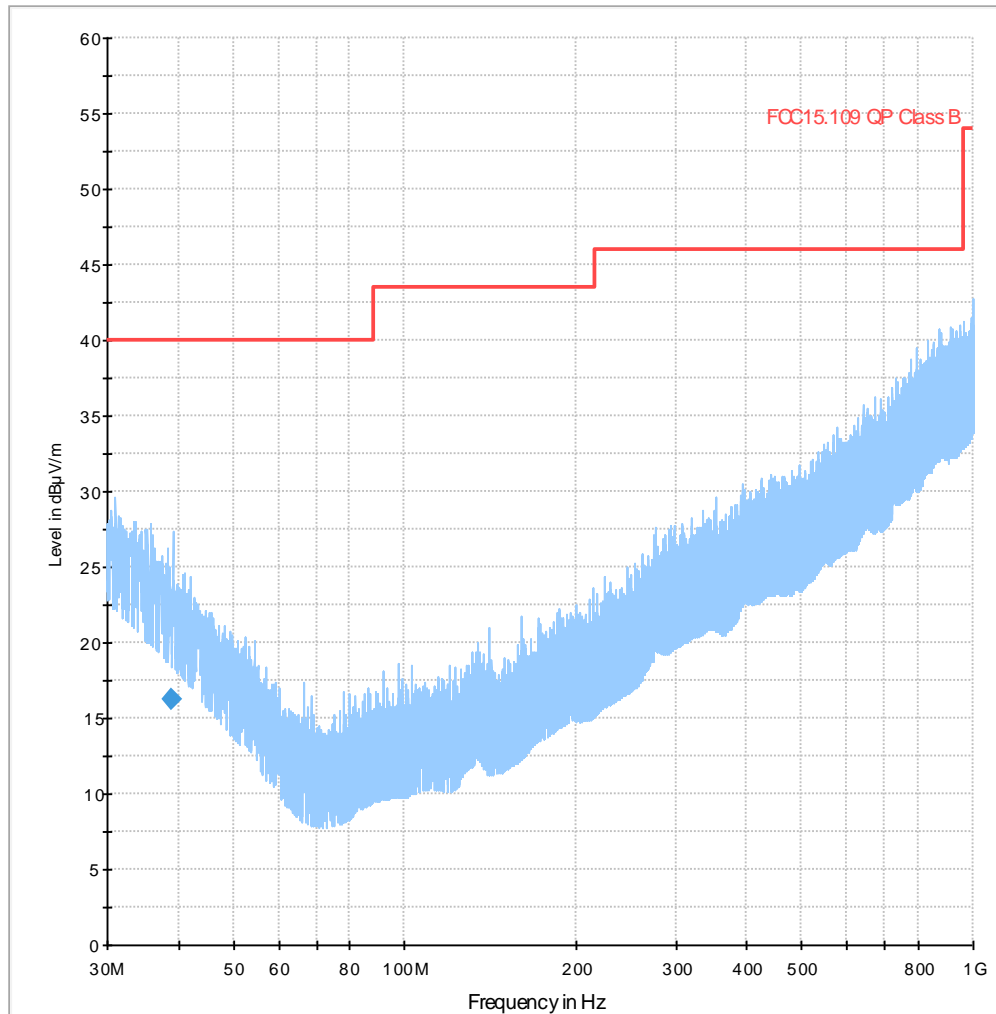
Test description: Electric Fieldstrength Measurement, measurement distance 3 m
 Test site and distance: Semi Anechoic Room (SAR) with 3 m measurement distance
 Measured sides of EUT: front, right, rear, left, top, under
 Rec. antenna (pre-scan): height 1.00 m and 1.82 m, horizontal and vertical polarisation
 Rec. antenna (final): height between 1 m to 4 m, polarisation according to pre-scan results
 Turntable step: 90° during pre-scan, continuously turning during final measurement
 Used filter: lowpass 1200 MHz
 Test specification: FCC 15.109 Class B: RSS-Gen: Issue 3

Operator: HLa
 Operating conditions: IDLE 850
 Power during tests: 110V/60Hz
 Comment 1: Channel GSM850 middle (182)

EUT Information

EUT Name: M/N LISA-U200
 Manufacturer: Ublox
 IMEI: 358901040001734
 FW: 21.0.3

FCC15.109_hor+vert



Final Result 1

Freq. (MHz)	Quasi Pk (dBµV/m)	Meas. Time	Bandwid. (kHz)	Hght. (cm)	Pol.	Azim. (deg)	Corr. (dB)	Margin (dB)	Limit (dBµV/m)
38.80000	16.3	1000.	120.000	199.0	H	263.0	17.9	23.7	40.0

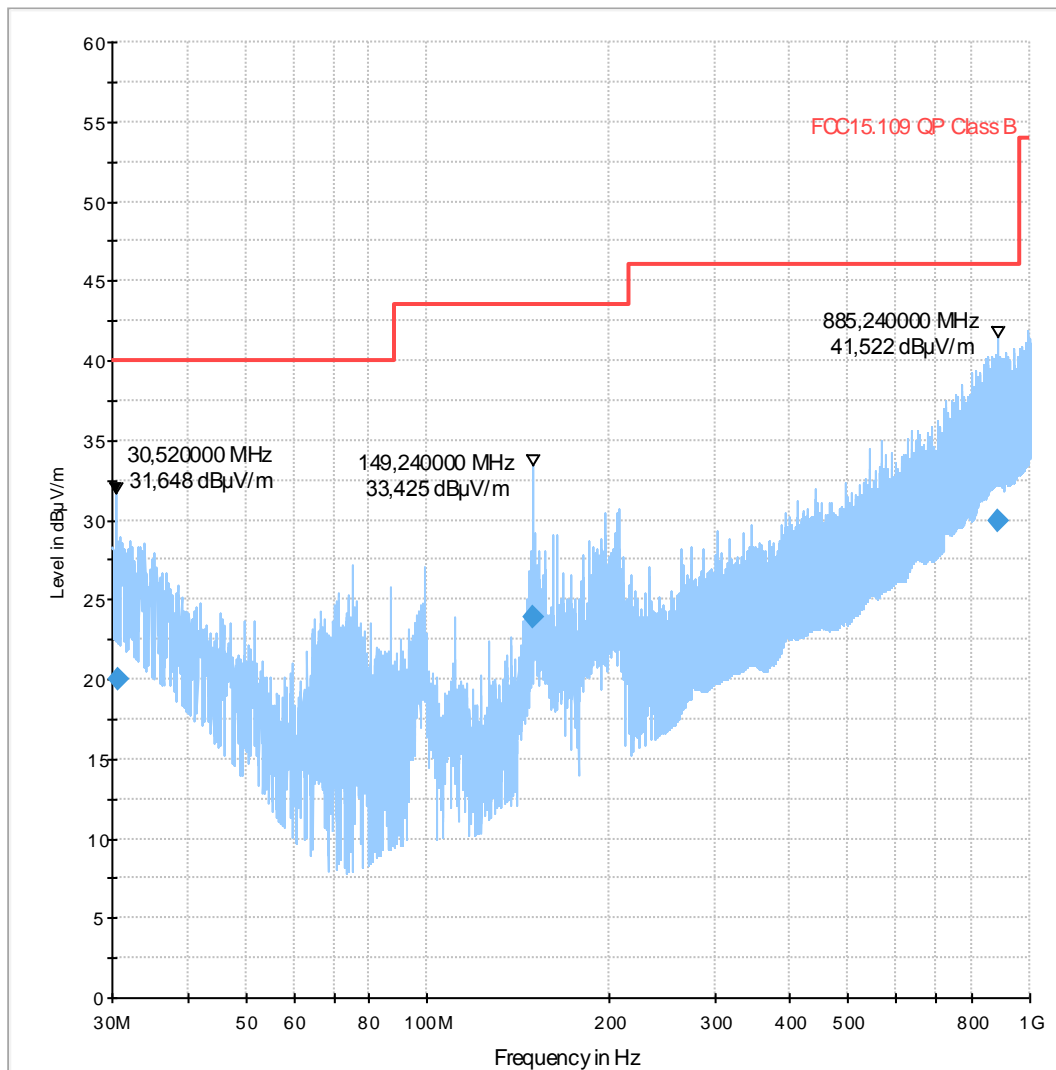
Diagram No. a_2.02

Test description:	Electric Fieldstrength Measurement. measurement distance 3 m
Test site and distance:	Semi Anechoic Room (SAR) with 3 m measurement distance
Measured sides of EUT:	front, right, rear, left, top, under
Rec. antenna (pre-scan):	height 1.00 m and 1.82 m, horizontal and vertical polarisation
Rec. antenna (final):	height between 1 m to 4 m, polarisation according to pre-scan results
Turntable step:	90° during pre-scan, continuously turning during final measurement
Used filter:	lowpass 1200 MHz
Test specification.:	FCC 15.109 Class B; RSS-Gen: Issue 3
Operator:	HL.a
Operating conditions:	IDLE 1900
Power during tests:	110V/60Hz
Comment 1:	Channel GSM 1900 middle (651)

EUT Information

EUT Name:	M/N LISA-U200
Manufacturer:	u-blox AG
IMEI:	358901040001734
FW:	21.03
Accessories:	Two USB cable (1.8m) connected and one to the laptop +GA.107ant. + AC/DC

FCC15.109_hor+vert



Final Result 1

Frequency (MHz)	Quasi Peak (dB μ V/m)	Measurement Time (ms)	Bandwidth (kHz)	Height (cm)	Polarization	Azimuth (deg)	Correction (dB)	Margin (dB)	Limit (dB μ V/m)	Comment
30.8100	20.0	1000	120.000	142.0	V	72.0	21.5	20.0	40.0	
150.190	23.9	1000	120.000	100.0	V	270.0	8.7	19.6	43.5	
885.240	30.0	1000	120.000	140.0	H	351.0	26.3	16.0	46.0	

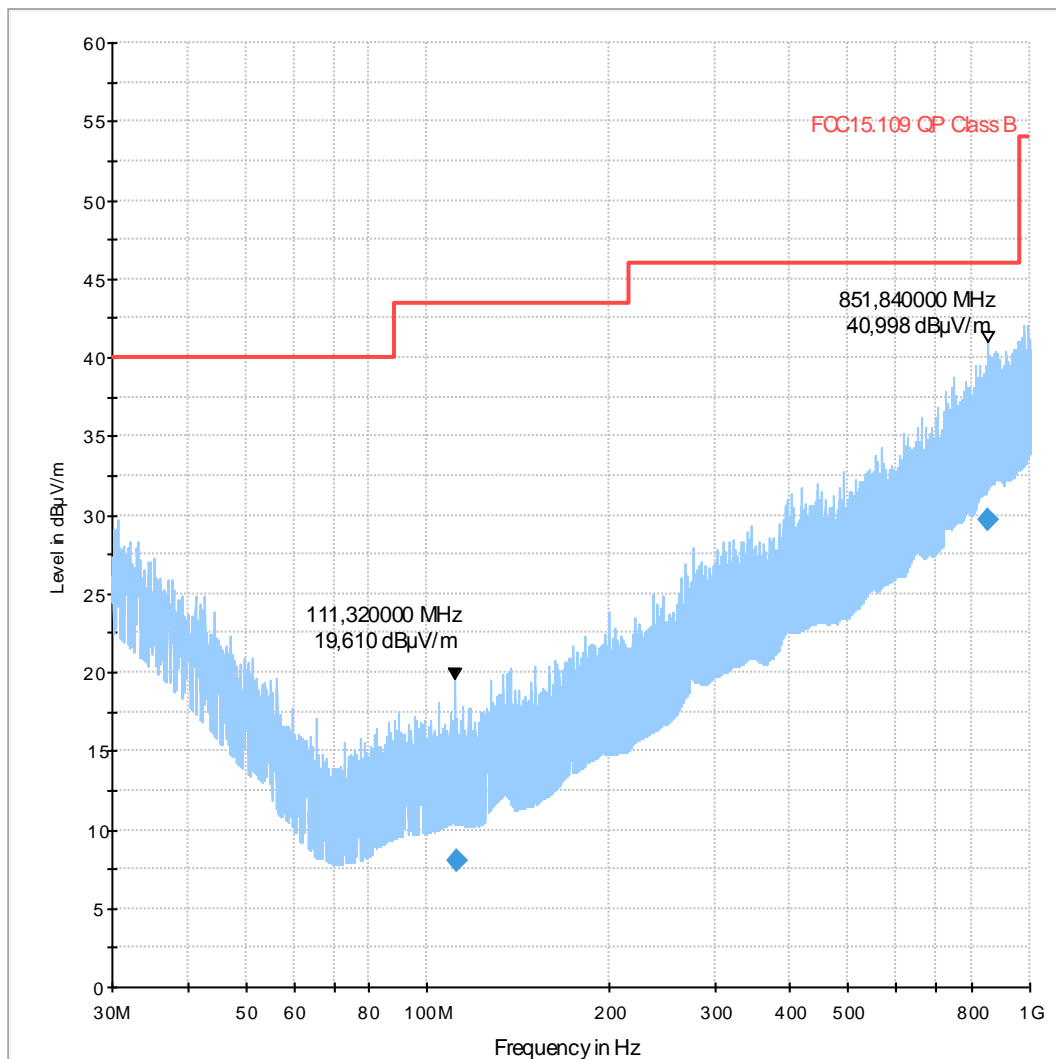
Diagram No. b_2.02

Test description:	Electric Fieldstrength Measurement, measurement distance 3 m
Test site and distance:	Semi Anechoic Room (SAR) with 3 m measurement distance
Measured sides of EUT:	front, right, rear, left, top, under
Rec. antenna (pre-scan):	height 1.00 m and 1.82 m, horizontal and vertical polarisation
Rec. antenna (final):	height between 1 m to 4 m, polarisation according to pre-scan results
Turntable step:	90° during pre-scan, continuously turning during final measurement
Used filter:	lowpass 1200 MHz
Test specification.:	FCC 15.109 Class B: RSS-Gen: Issue 3
Operator:	HLa
Operating conditions:	FDD II Idle
Power during tests:	110V/60Hz
Comment 1:	Channel FDD II middle (9400)

EUT Information

EUT Name:	M/N LISA-U200
Manufacturer:	u-blox AG
IMEI:	358901040001734
FW:	21.03
Accessories:	Two USB cable (1.8m) connected and one to the laptop +GA.107 ant. + AC/DC

FCC15.109_hor+vert



Final Result 1

Frequency (MHz)	QuasiPeak (dB μ V/m)	Measurement Time (ms)	Bandwidth (kHz)	Height (cm)	Polarization	Azimuth (deg)	Correction (dB)	Margin (dB)	Limit (dB μ V/m)	Comment
111.680	8.0	1000	120.000	100.0	H	285.0	8.4	35.5	43.5	
852.760	29.6	1000	120.000	331.0	H	103.0	25.6	16.4	46.0	

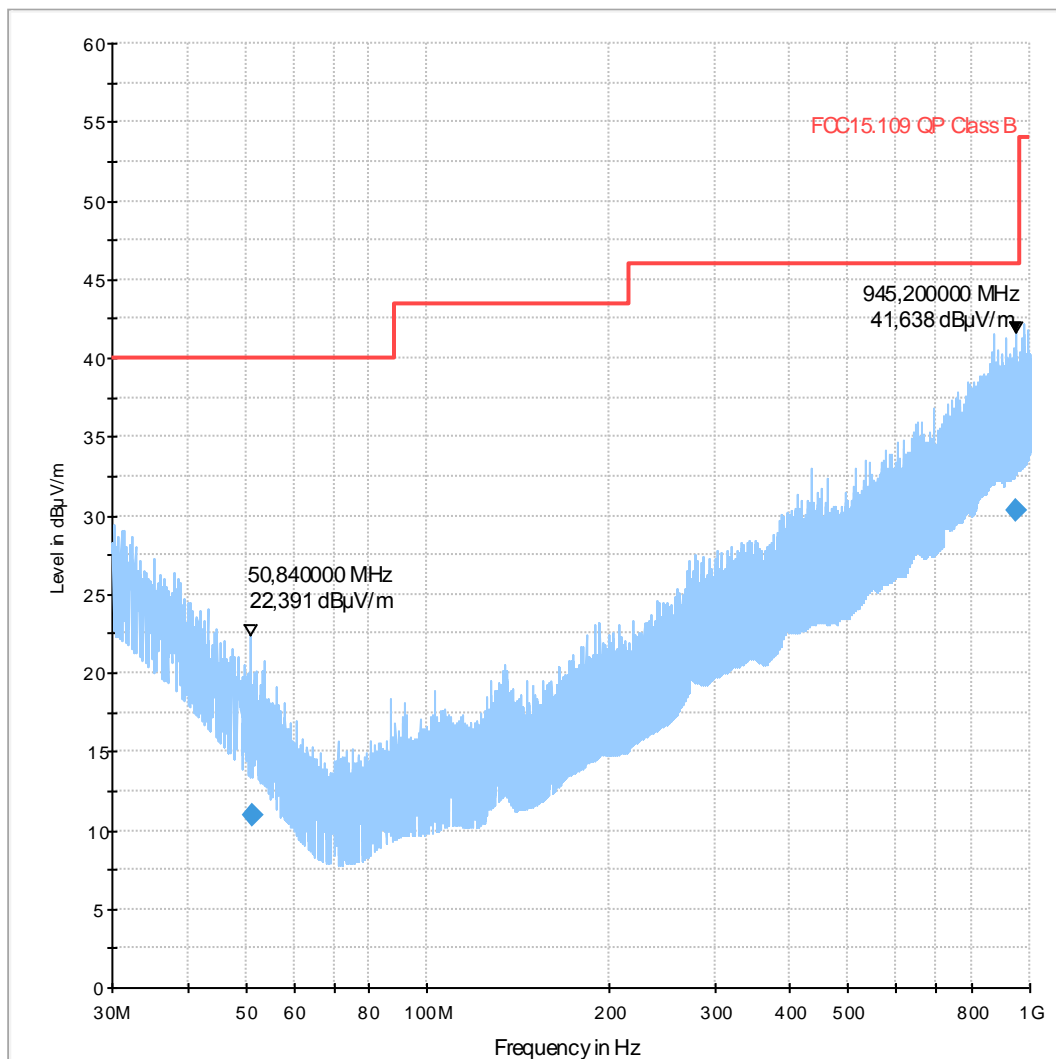
Diagram No. b_2.01

Test description:	Electric Fieldstrength Measurement. measurement distance 3 m
Test site and distance:	Semi Anechoic Room (SAR) with 3 m measurement distance
Measured sides of EUT:	front, right, rear, left, top, under
Rec. antenna (pre-scan):	height 1.00 m and 1.82 m, horizontal and vertical polarisation
Rec. antenna (final):	height between 1 m to 4 m, polarisation according to pre-scan results
Turntable step:	90° during pre-scan, continuously turning during final measurement
Used filter:	lowpass 1200 MHz
Test specification.:	FCC 15.109 Class B: RSS-Gen: Issue 3
Operator:	HLa
Operating conditions:	FDD V Idle
Power during tests:	110V/60Hz
Comment 1:	Channel FDD V middle

EUT Information

EUT Name:	M/N LISA-U200
Manufacturer:	u-blox AG
IMEI:	358901040001734
FW:	21.03
Accessories:	Two USB cable (1.8m) connected and one to the laptop +GA.107 ant. + AC/DC

FCC15.109_hor+vert



Final Result 1

Frequency (MHz)	QuasiPeak (dB μ V/m)	Measurement Time (ms)	Bandwidth (kHz)	Height (cm)	Polarization	Azimuth (deg)	Correction (dB)	Marginal (dB)	Limit (dB μ V/m)	Comment
51.2200	10.9	1000	120.000	187.0	V	69.0	12.7	29.1	40.0	
945.990	30.3	1000	120.000	152.0	V	8.0	26.8	15.7	46.0	

1.3. Diagrams of radiated electrical field strength emissions (>1 GHz)

a_5.01

Common Information

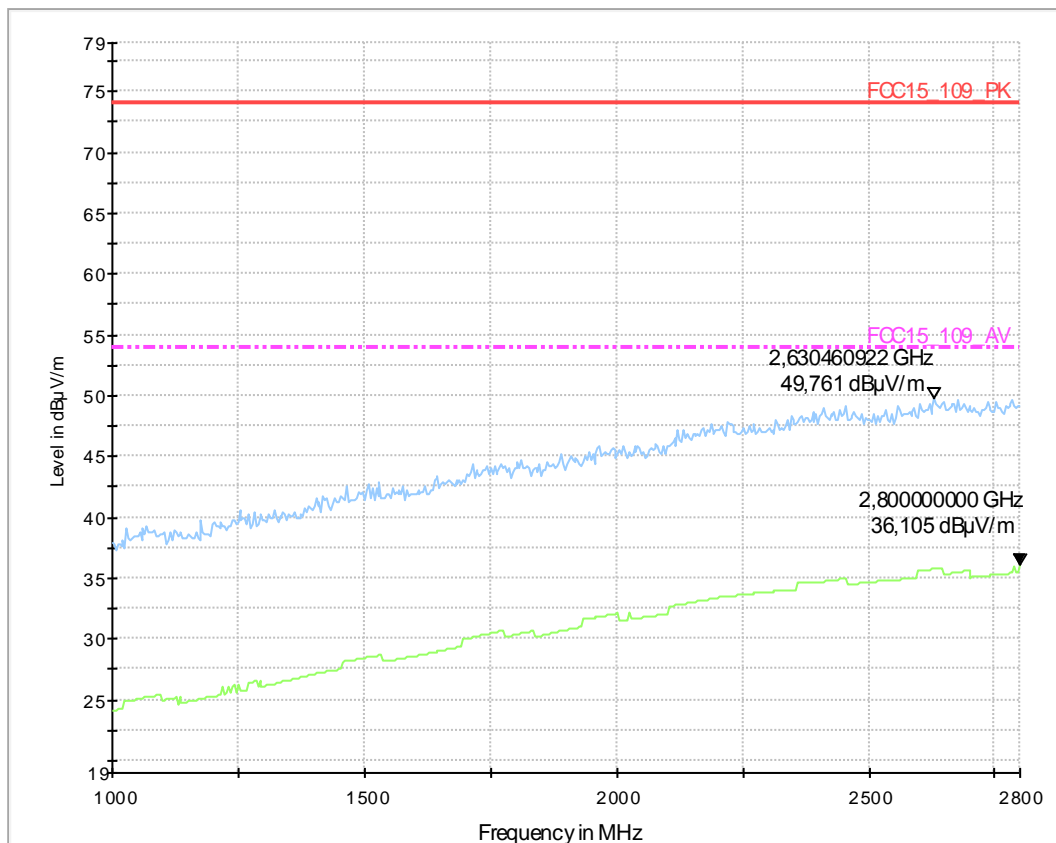
Test Description:	Radiated field strength emission in 3m distance
Test Site:	CETECOM GmbH Essen
Test Standard:	FCC 15.109 Unintentional Radiator
Antenna polarisation:	horizontal/vertical
Operation mode:	IDLE Mode GSM850
Operator Name:	Tas/dpa
Comment:	Downlink channel middle: 182 External Antenna of EUT used

EUT Information

Manufacturer:	u-blox
Model:	LISA-U200
Type:	GSM/WCDMA Module

EUT:	-
EUT additional information:	-
HW version:	-
SW version:	21.03
Additional SW:	-
Config:	-
Serial number:	358901040001353
Aux. Devices:	Magnet Antenna GA107, USB Port 1 connected 1,8m standard USB cable, USB Port 2 connected 1,8m standard USB cable to Notebook, AC/DC 12V Charger AC Charger connected to 110 V / 60 Hz
Power Supply:	
Comments:	

01_Sweep1_FSEK_SM1_KP1_PA1_10ms



a_5.02

Common Information

Test Description:	Radiated field strength emission in 3m distance
Test Site:	CETECOM GmbH Essen
Test Standard:	FCC 15.109 Unintentional Radiator
Antenna polarisation:	horizontal/vertical
Operation mode:	IDLE Mode GSM850
Operator Name:	dpa
Comment:	Downlink channel middle: 182

EUT Information

Manufacturer:	u-blox
Model:	LISA-U200
Type:	GSM/WCDMA Module

EUT:	-
EUT additional information:	-
HW version:	-
SW version:	21.03
Additional SW:	-
Config:	-
Serial number:	358901040001353
Aux. Devices:	Magnet Antenna GA107, USB Port 1 connected 1,8m standard USB cable, USB Port 2 connected 1,8m standard USB cable to Notebook, AC/DC 12V Charger
Power Supply:	AC Charger connected to 110 V / 60 Hz
Comments:	

03_Sweep2_FSEK_SM1_KP1_PA1_10ms_IDLE850

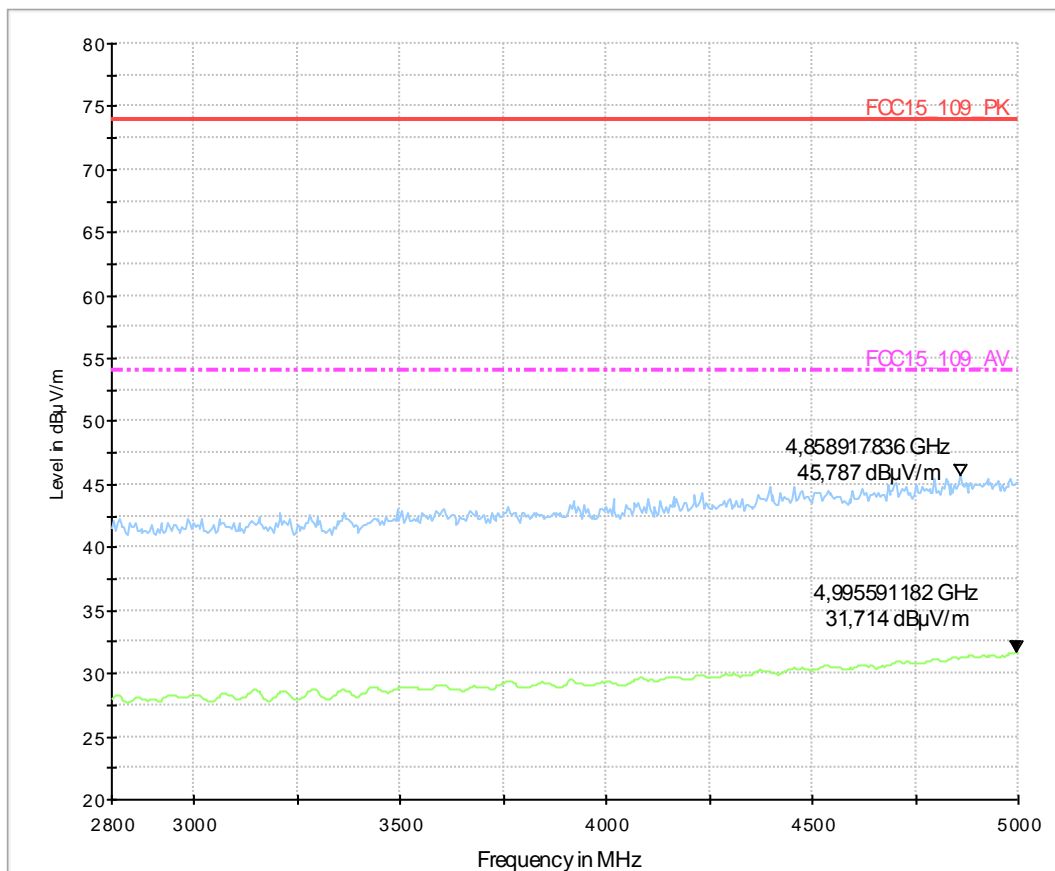


Diagram No.: a_5.09

Common Information

Test Description:	Radiated field strength emission in 3m distance
Test Site:	CETECOM GmbH Essen
Test Standard:	FCC 15.109 Unintentional Radiator
Antenna polarisation:	horizontal/vertical
Operation mode:	IDLE Mode PCS1900 (DL: ARFCN 651)
Operator Name:	Oou
comment	Internal/External Antenna of EUT used

EUT Information

Manufacturer:	u-blox
Model:	LISA-U200
Type:	GSM/WCDMA Module

EUT:	-
EUT additional information:	-
HW version:	-
SW version:	21.03
Additional SW:	-
Config:	-
Serial number:	358901040001353
Aux. Devices:	Magnet Antenna GA107, USB Port 1 connected 1,8m standard USB cable, USB Port 2 connected 1,8m standard USB cable to Notebook, AC/DC 12V Charger
Power Supply:	AC Charger connected to 110 V / 60 Hz
Comments:	

01_Sweep1_FSEK_SM1_KP1_PA1_10ms

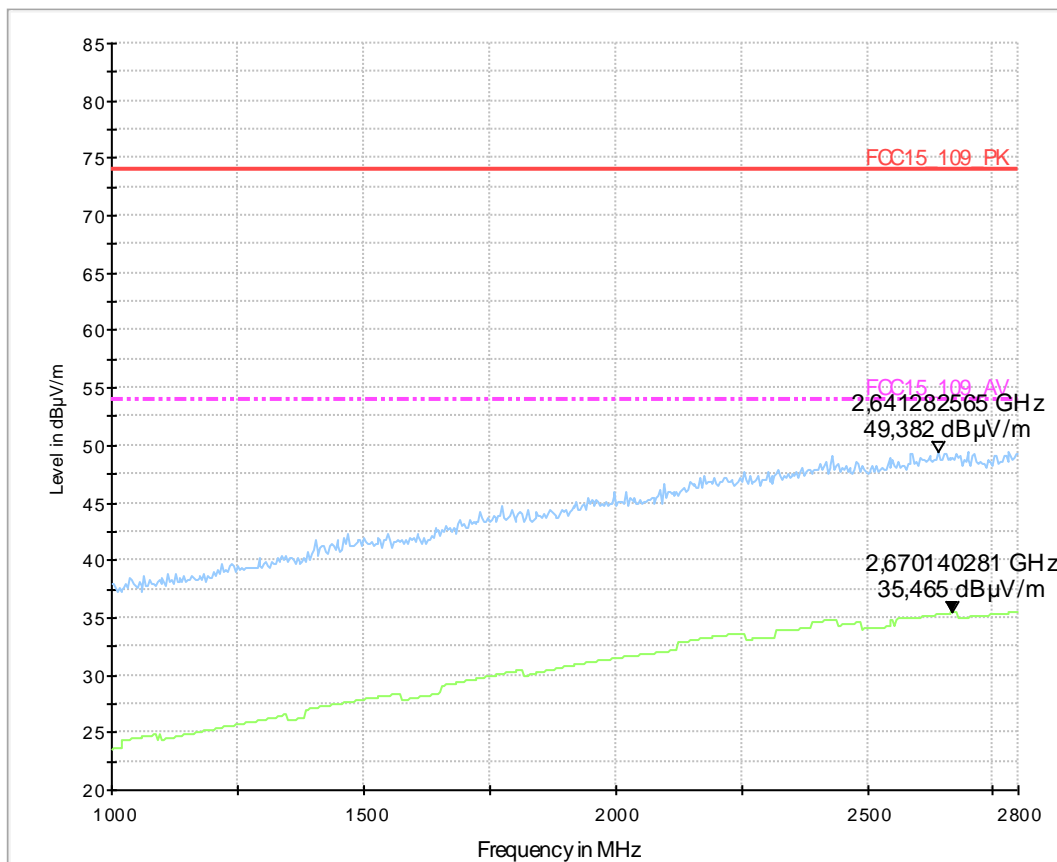


Diagram No.: a_5.10_RX

Common Information

Test Description:	Radiated field strength emission in 3m distance
Test Site:	CETECOM GmbH Essen
Test Standard:	FCC 15.109 Unintentional Radiator
Antenna polarisation:	horizontal/vertical
Operation mode:	IDLE Mode PCS1900 (DL: ARFCN 651)
Operator Name:	Oou
comment	External Antenna of EUT used

EUT Information

Manufacturer:	u-blox
Model:	LISA-U200
Type:	GSM/WCDMA Module

EUT:	-
EUT additional information:	-
HW version:	-
SW version:	21.03
Additional SW:	-
Config:	-
Serial number:	358901040001353
Aux. Devices:	Magnet Antenna GA107, USB Port 1 connected 1,8m standard USB cable, USB Port 2 connected 1,8m standard USB cable to Notebook, AC/DC 12V Charger
Power Supply:	AC Charger connected to 110 V / 60 Hz
Comments:	

02_Sweep2_FSEK_SM1_KP1_PA1_10ms_IDLE1900

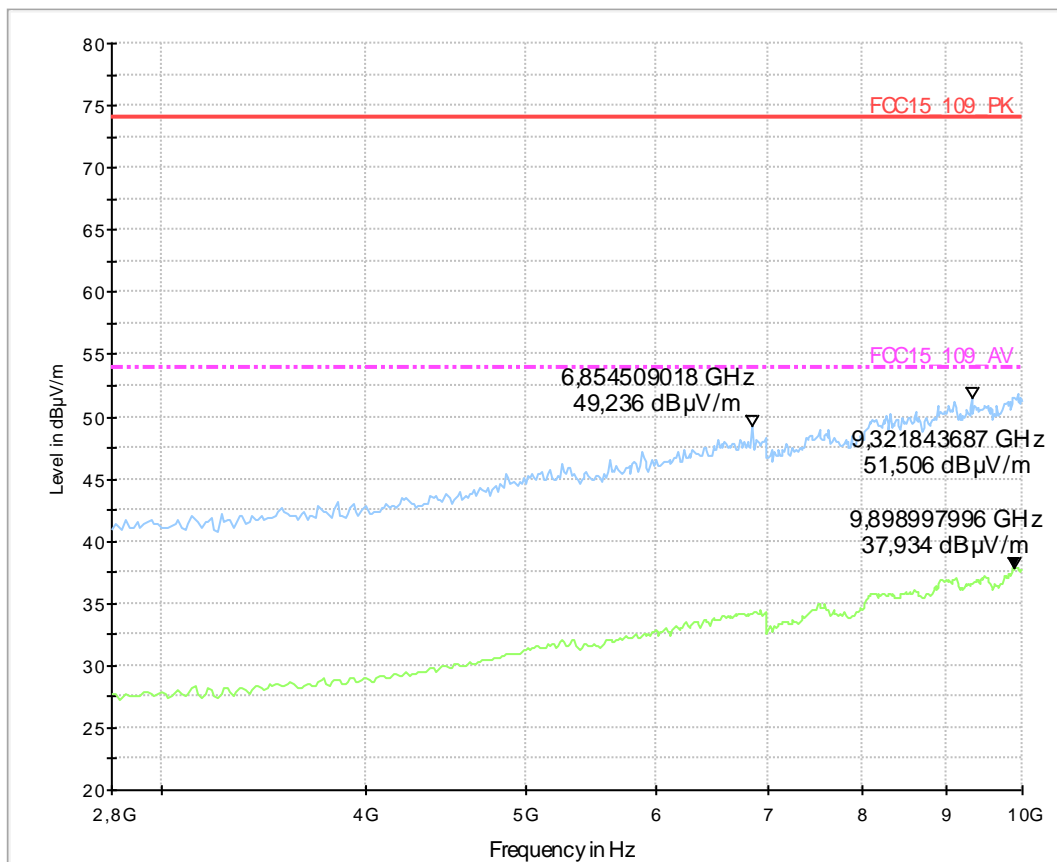


Diagram No.: b_5.17

Common Information

Test Description:	Radiated field strength emission in 3m distance
Test Site:	CETECOM GmbH Essen
Test Standard:	FCC 15.109 Unintentional Radiator
Antenna polarisation:	horizontal/vertical
Operation mode:	Idle-Mode FDD II (DL: UARFCN 9800)
Operator Name:	Tas
Comment:	6-0082-11-1-2b Downlink channel at 1960 MHz visible

EUT Information

Manufacturer:	u-blox
Model:	LISA-U200
Type:	GSM/WCDMA Module
EUT:	-
EUT additional Information:	-
HW version:	-
SW version:	21.03
Additional SW:	-
Config:	-
Serial number:	358901040001353
Aux. Devices:	Magnet Antenna GA107, USB Port 1 connected 1,8m standard USB cable, USB Port 2 connected 1,8m standard USB cable to Notebook, AC/DC 12V Charger AC Charger connected to 110 V / 60 Hz
Power Supply:	
Comments:	

Sweep1_SM1_K1

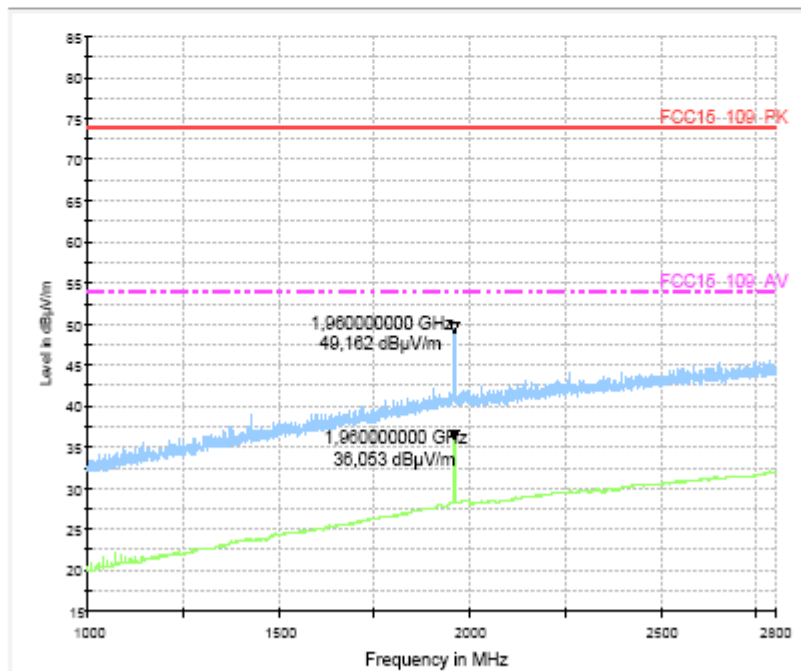


Diagram No.: b_5.18

Common Information

Test Description:	Radiated field strength emission in 3m distance
Test Site:	Fully Anechoic Room (FAR)
Test Standard:	FCC 15.109 Unintentional Radiator
Antenna polarisation:	horizontal/vertical
Operation mode:	Idle-Mode FDD II (DL: UARFCN 9800)
Operator Name:	Tas
Project no.:	6-0082-11-1-2b

EUT Information

Manufacturer:	u-blox
Model:	LISA-U200
Type:	GSM/WCDMA Module

EUT:	-
EUT additional information:	-
HW version:	-
SW version:	21.03
Additional SW:	-
Config:	-
Serial number:	358901040001353
Aux. Devices:	Magnet Antenna GA107, USB Port 1 connected 1,8m standard USB cable, USB Port 2 connected 1,8m standard USB cable to Notebook, AC/DC 12V Charger
Power Supply:	AC Charger connected to 110 V / 60 Hz
Comments:	

030441_FCC_Part15.109_Unintentional_Radiator_1G-18G

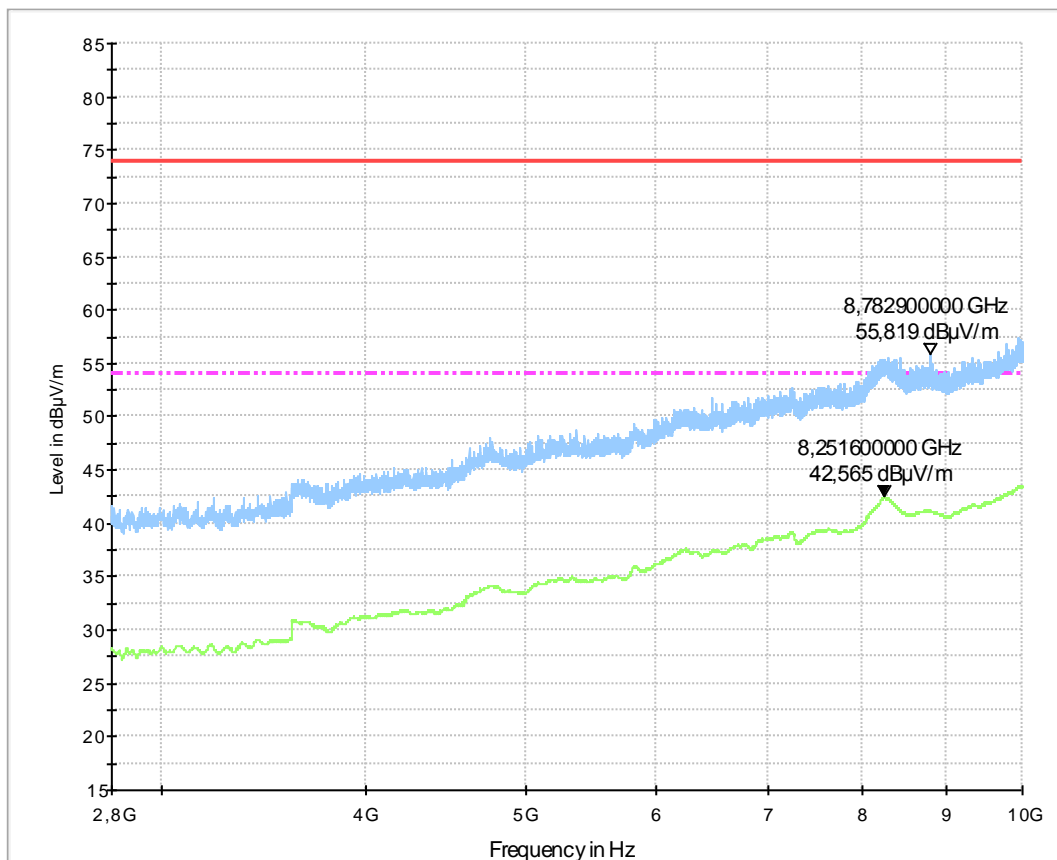


Diagram No.: b_5.19

Common Information

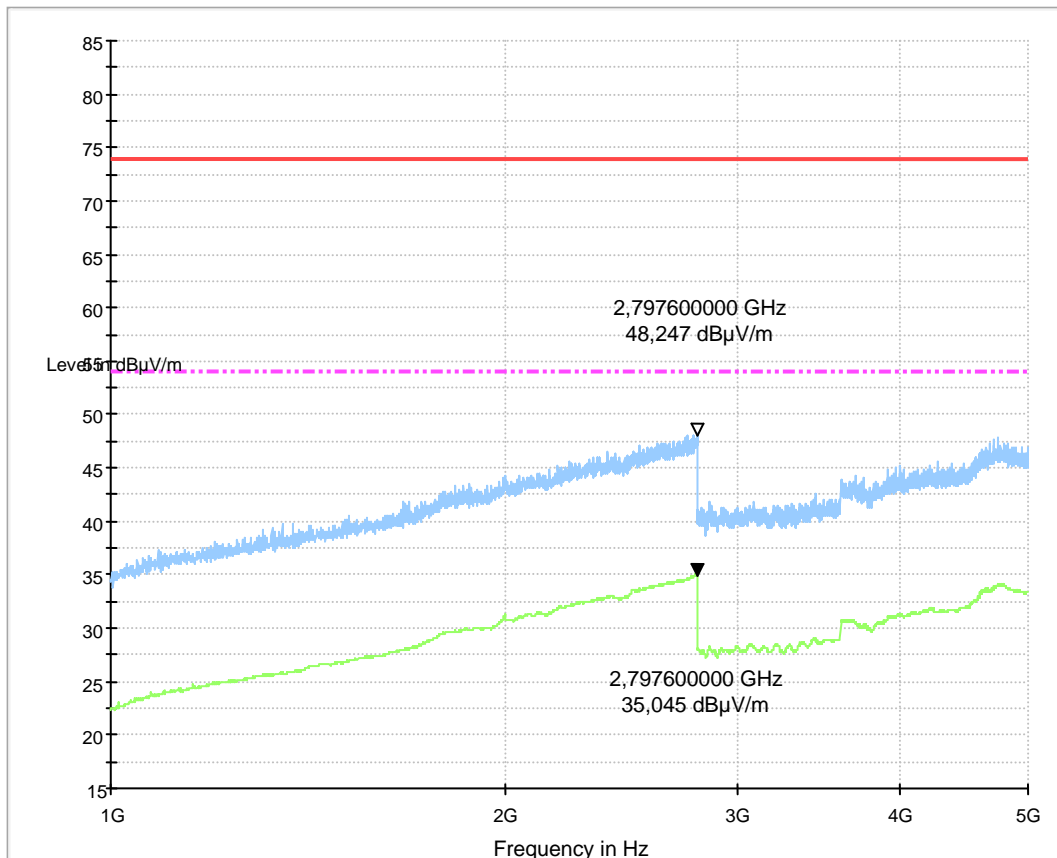
Test Description:	Radiated field strength emission in 3m distance
Test Site:	CETECOM GmbH Essen
Test Standard:	FCC 15.109 Unintentional Radiator
Antenna polarisation:	horizontal/vertical
Operation mode:	Idle-Mode FDD V
Operator Name:	Tas
Comment:	6-0082-11-1-2b

EUT Information

Manufacturer:	u-blox
Model:	LISA-U200
Type:	GSM/WCDMA Module

EUT:	-
EUT additional information:	-
HW version:	-
SW version:	21.03
Additional SW:	-
Config:	-
Serial number:	358901040001353
Aux. Devices:	Magnet Antenna GA107, USB Port 1 connected 1,8m standard USB cable, USB Port 2 connected 1,8m standard USB cable to Notebook, AC/DC 12V Charger
Power Supply:	AC Charger connected to 110 V / 60 Hz
Comments:	

030441_FCC_Part15.109_Unintentional_Radiator_1G-18G



1.4. Conducted emissions on antenna port in receive mode

Diagram No.: a_4.33

Common Information

Test Description:	RX Spurious Emission conducted
Test Site:	Radio laboratory
Test Standard:	FCC 2.1051 , RSS 132
Operating condition:	23°C 47%
Operation mode:	Idle, G850 (ARFCN 182)
Operator Name:	Tas
Comment:	6-0082-11-1-2a DL at 880 MHz visible

EUT Information

EUT Name:	Lisa u-200
Manufacturer:	u-blox AG
Serial Number:	358901040001353
Hardware Rev:	21.03
Voltage:	3,8 VDC

Sweep1

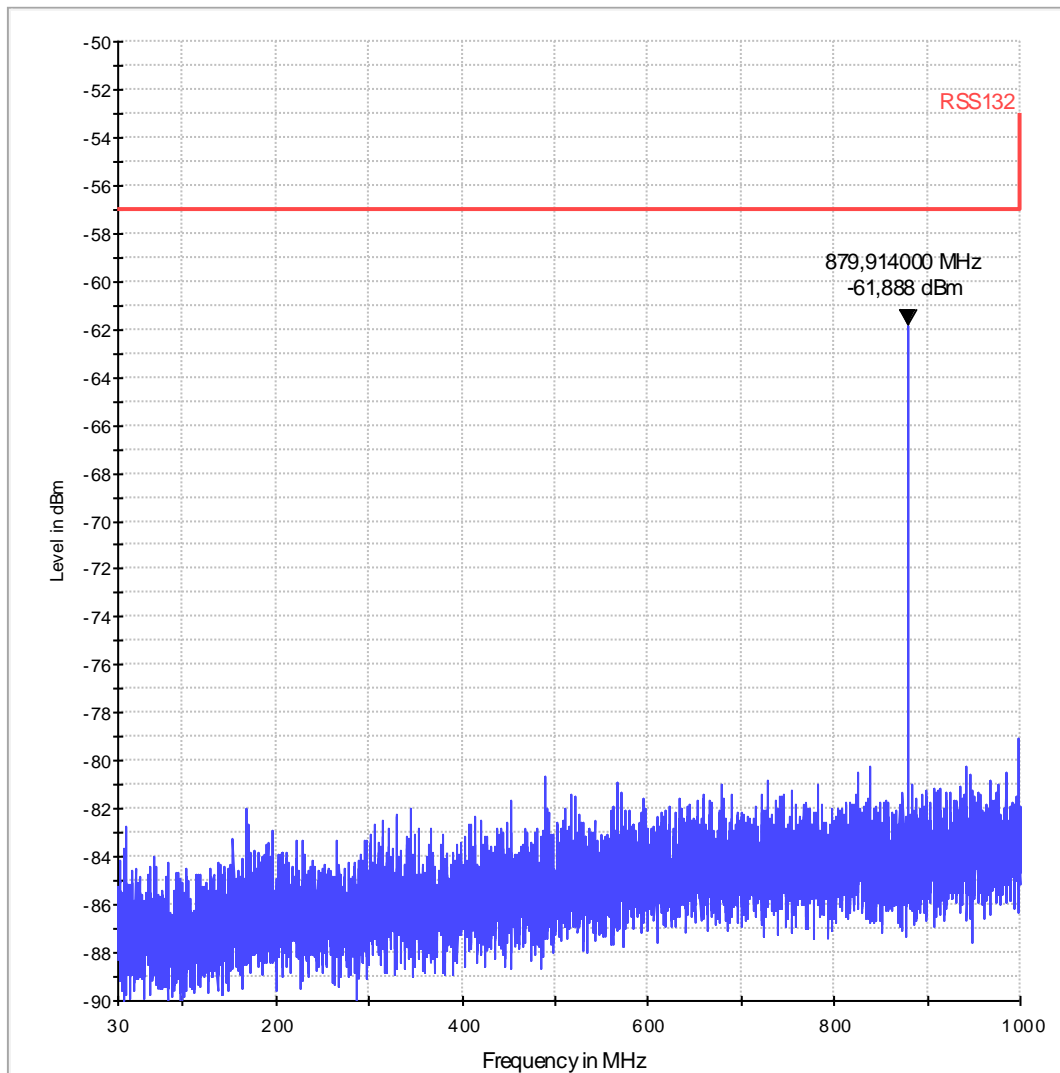


Diagram No.: a_4.34

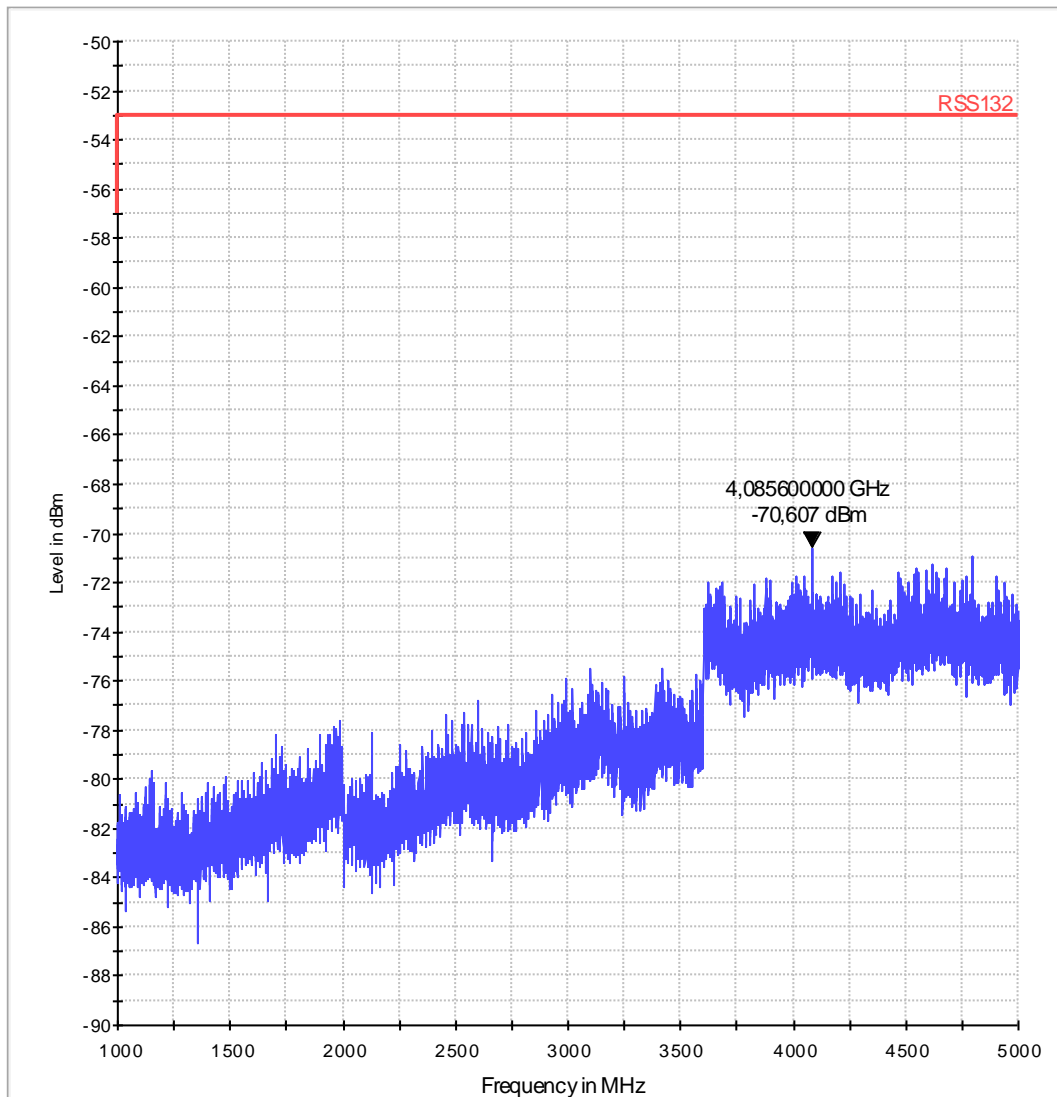
Common Information

Test Description:	RX Spurious Emission conducted
Test Site:	Radio laboratory
Test Standard:	FCC 2.1051 , RSS 132
Operating condition	23°C 47%
Op. mode	Idle, G850 (ARFCN 182)
Operator	Tas
Project no.	6-0082-11-1-2a

EUT Information

EUT Name:	Lisa u-200
Manufacturer:	u-blox AG
Serial Number:	358901040001353
Hardware Rev:	21.03
Voltage:	3,8 VDC

Sweep2



a_4.31

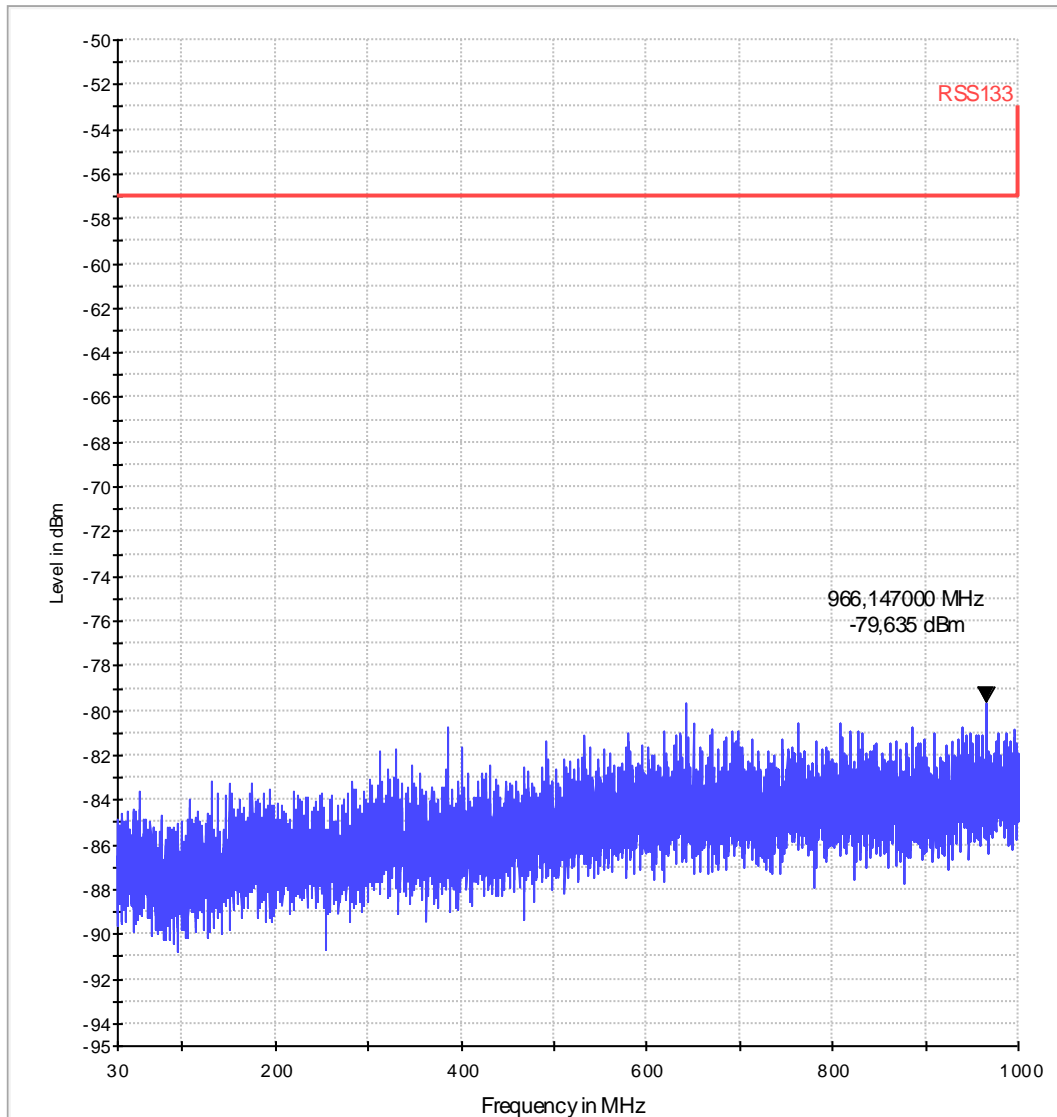
Common Information

Test Description:	Receiver Conducted Emissions (IDLE)
Test Site:	Radio laboratory
Test Standard:	FCC Part 24.238, RSS-133
Test condition:	24.5°C 39%
Operation mode:	EGPRS-RX, PCS19000 (Downlink ch. 651)
Operator Name:	dpa

EUT Information

EUT Name:	Lisa u-200
Manufacturer:	u-blox AG
Serial Number:	358901040001353
Hardware Rev:	21.03
Voltage:	3,8 VDC

Sweep1



a_4.32

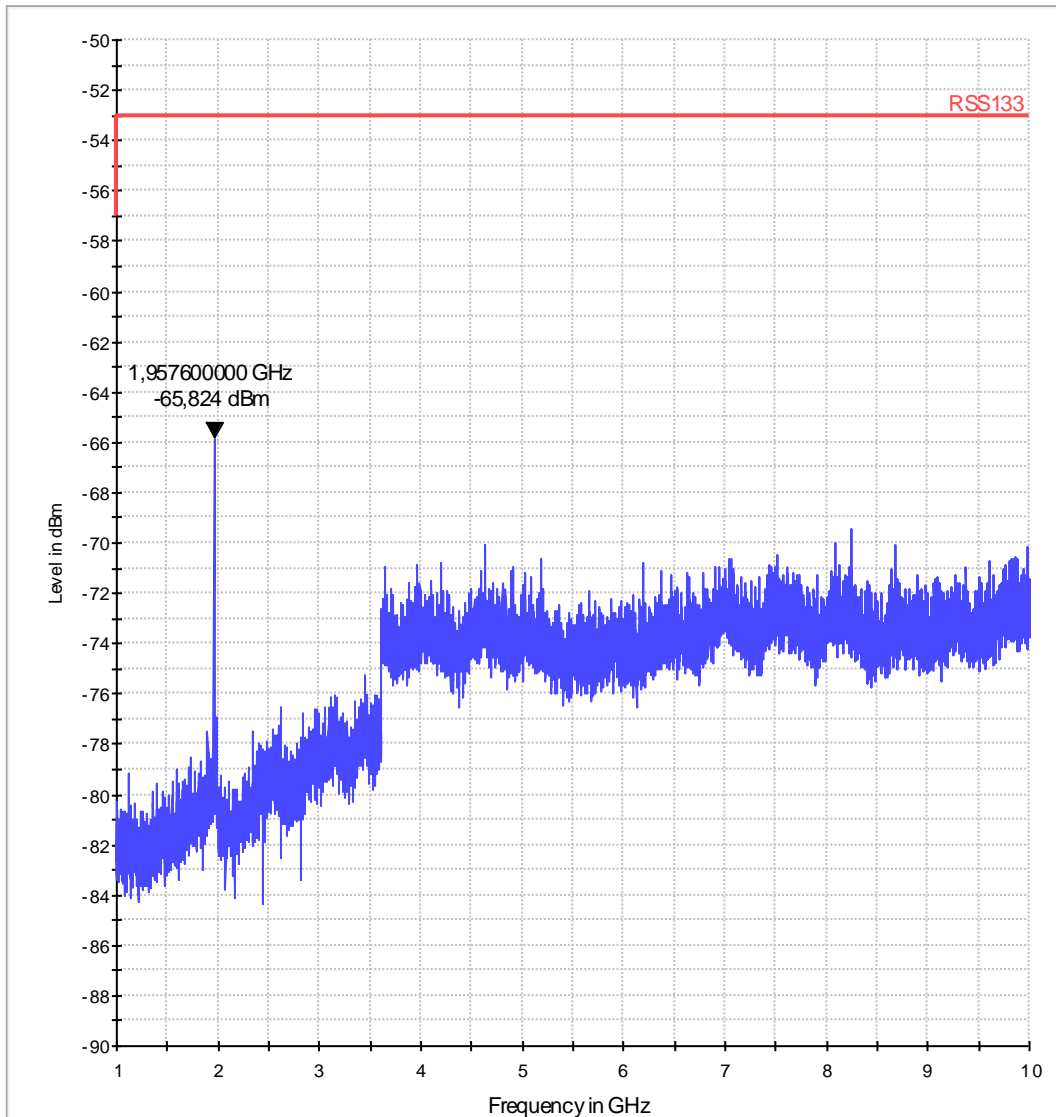
Common Information

Test Description:	Receiver Conducted Emissions (IDLE)
Test Site:	Radio laboratory
Test Standard:	FCC Part 24.238, RSS-133
Test condition:	24.5°C 39%
Operation mode:	EGPRS-RX, PCS19000 (Downlink ch. 651 visible)
Operator Name:	dpa

EUT Information

EUT Name:	Lisa u-200
Manufacturer:	u-blox AG
Serial Number:	358901040001353
Hardware Rev:	21.03
Voltage:	3,8 VDC

Sweep2



b_4.29

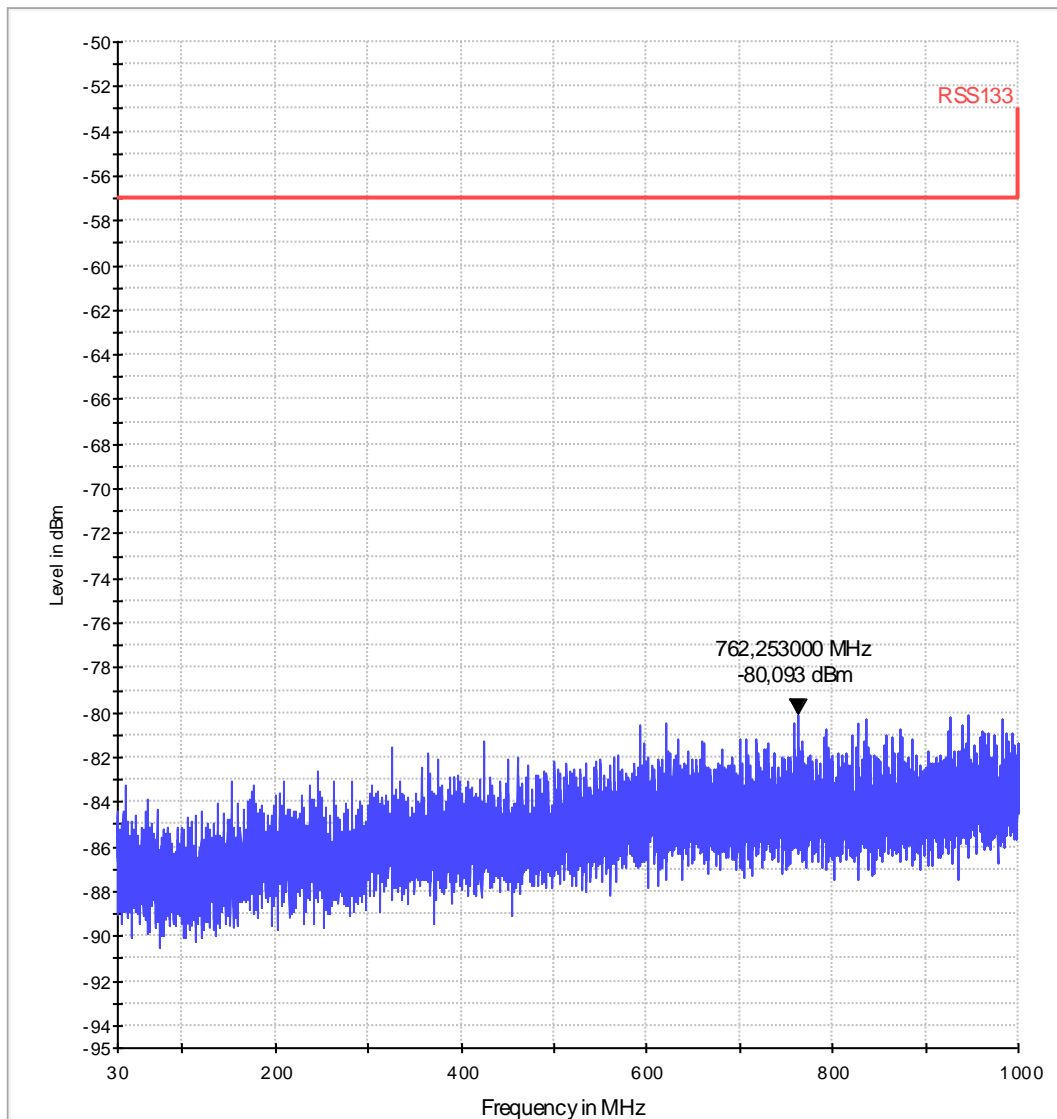
Common Information

Test Description: Receiver Conducted Emissions (IDLE)
Test Site: Radio laboratory
Test Standard: FCC Part 24.238, RSS-133
Test Conditions: 23°C 41%
Operation mode: FDDII-RX (Downlink 9800 (1960MHz))
Operator Name: dpa
Comment:

EUT Information

EUT Name: Lisa u-200
Manufacturer: u-blox AG
Serial Number: 358901040001353
Hardware Rev: 21.03
Voltage: 3,8 VDC

Sweep1



b_4.30

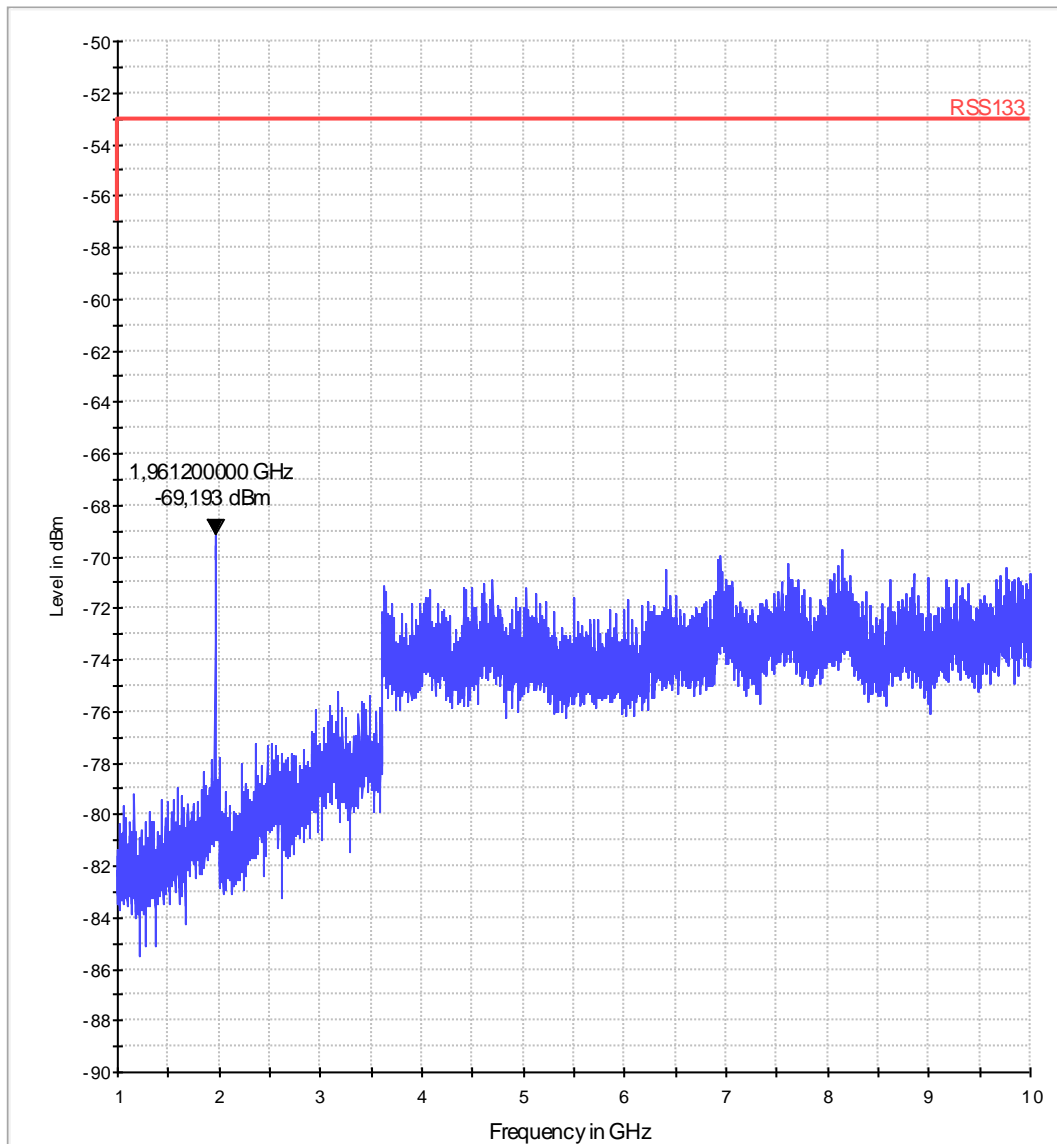
Common Information

Test Description:	Receiver Conducted Emissions (IDLE)
Test Site:	Radio laboratory
Test Standard:	FCC Part 24.238, RSS-133
Test Conditions:	23°C 41%
Operation mode:	FDDII-RX (Downlink ch. 9800 (visible1960MHz))
Operator Name:	dpa

EUT Information

EUT Name:	Lisa u-200
Manufacturer:	u-blox AG
Serial Number:	358901040001353
Hardware Rev:	21.03
Voltage:	3,8 VDC

Sweep2



b_4.17

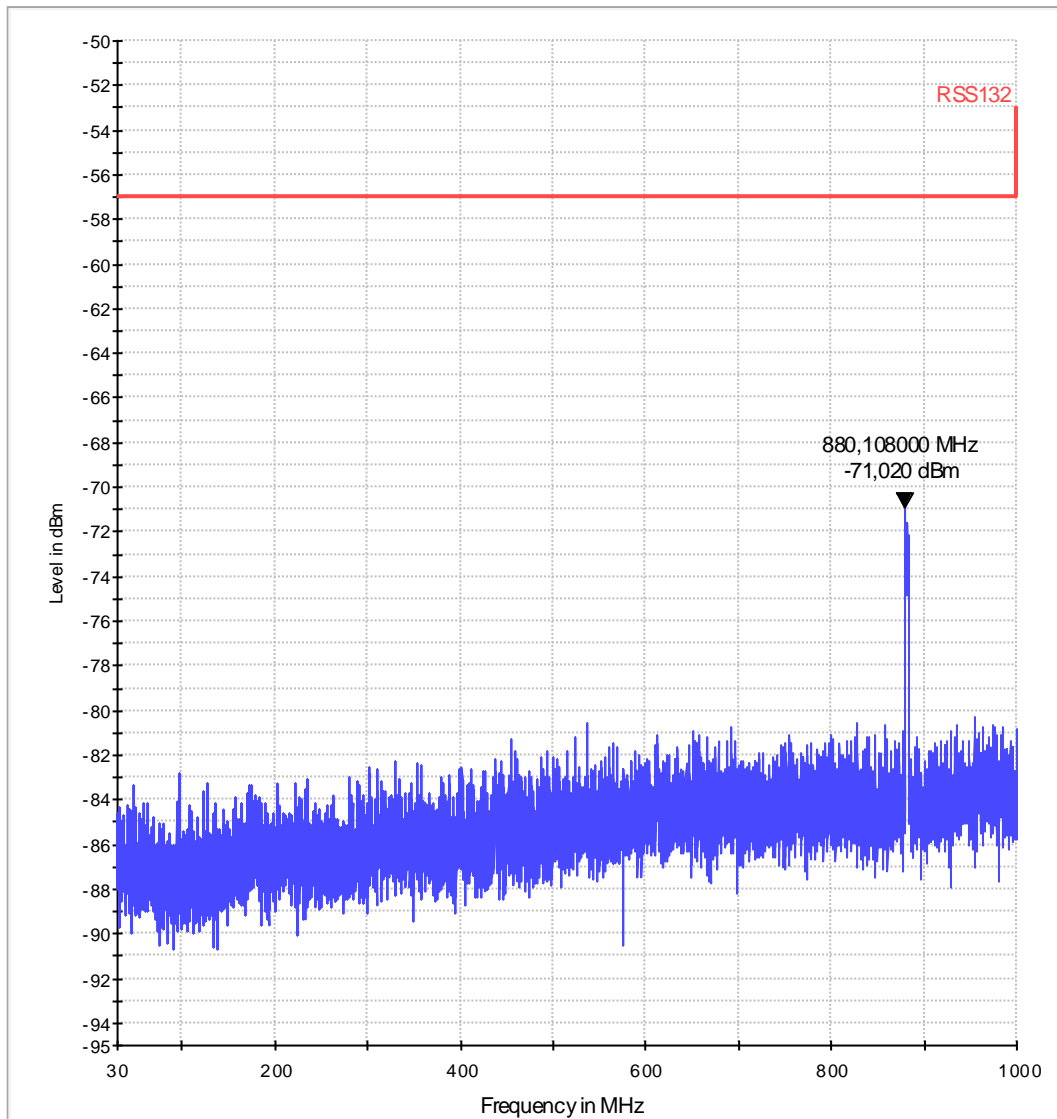
Common Information

Test Description:	Receiver Conducted Emissions (IDLE)
Test Site:	Radio laboratory
Test Standard:	FCC Part 22, RSS-132
Test condition:	23°C 41%
Operation mode:	FDDV-RX (Downlink ch. 4407 (visible 880,1 MHz))
Operator:	dpa

EUT Information

EUT Name:	Lisa u-200
Manufacturer:	u-blox AG
Serial Number:	358901040001353
Hardware Rev:	21.03
Voltage:	3,8 VDC

Sweep1



b_4.18

Common Information

Test Description:	Receiver Conducted Emissions (IDLE)
Test Site:	Radio laboratory
Test Standard:	FCC Part 22, RSS-132
Test condition:	23°C 41%
Operation mode:	FDDV-RX (Downlink ch. 4407 (881,4MHz))
Operator:	dpa

EUT Information

EUT Name:	Lisa u-200
Manufacturer:	u-blox AG
Serial Number:	358901040001353
Hardware Rev:	21.03
Voltage:	3,8 VDC

Sweep2

