

NORTHWEST

EMC

ABSOLUTE GAIN DATA SHEET

| | |
|-----------------------------|-------------------------|
| EUT: ANT-2.4-CW-RCT-RP | Work Order: LINX0004 |
| I Number: | Date: 04/24/06 |
| Customer: Linx Technologies | Temperature: 21 |
| Attendees: none | Humidity: 32% |
| Project: | Barometric Pres.: 30.07 |
| Tested by: Greg Kiemel | Power: N/A |
| | Job Site: EV01 |

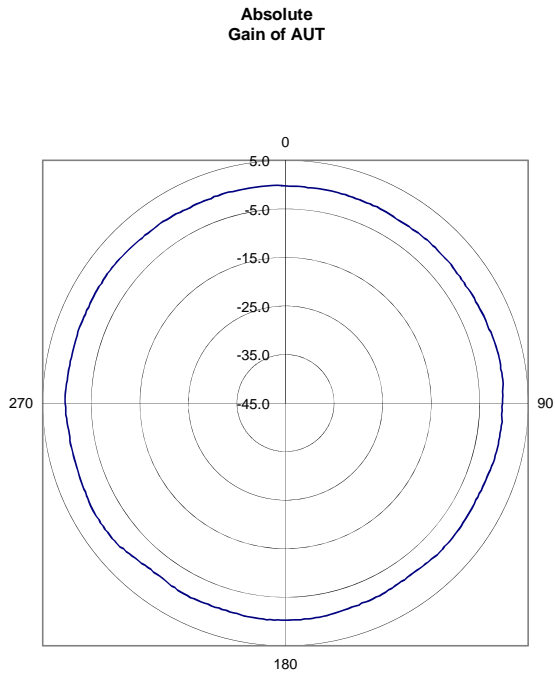
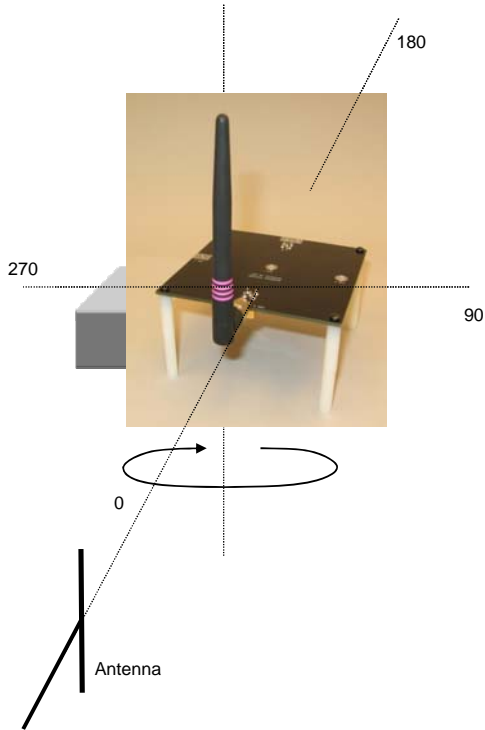
| TEST SPECIFICATIONS | | Test Method |
|---------------------|--|-------------|
| | | |

| TEST PARAMETERS | | |
|-----------------------|-------------------|---|
| Antenna Height(s) (m) | Test Distance (m) | 3 |

COMMENTS
 RP-SMA Right Angle Multi-Position 1/2 Wave Whip 2.4 GHz, Test Jig 51, Pos 3
EUT OPERATING MODES

DEVIATIONS FROM TEST STANDARD

| | | |
|-----------|----|-----------|
| Run # | 29 | Signature |
| Configura | 1 | |
| Results | | |



| | |
|---|-------------|
| Frequency | 2450.00 |
| Absolute Gain of Reference Antenna (dBi) | 9.70 |
| Reference Antenna Relative Gain Max (dBuV/m) | 105.00 |
| AUT Relative Gain Max (dBuV/m) | 95.70 |
| Difference (Reference Antenna - AUT) (dB) | 9.30 |
| AUT Setup Loss (dB) | 0.00 |
| Maximum Absolute Gain of AUT (dBi) | 0.40 |
| Correction Factor (Convert From Relative to Absolute Gain) (dB) | 95.30 |
| Measurement Antenna Polarity | Vertical |
| Antenna Under Test (AUT) Polarity | Vertical |

NORTHWEST

EMC

ABSOLUTE GAIN DATA SHEET

| | |
|-----------------------------|-------------------------|
| EUT: ANT-2.4-CW-RCT-RP | Work Order: LINX0004 |
| I Number: | Date: 04/24/06 |
| Customer: Linx Technologies | Temperature: 21 |
| Attendees: none | Humidity: 32% |
| Project: | Barometric Pres.: 30.07 |
| Tested by: Greg Kiemel | Power: N/A |
| | Job Site: EV01 |

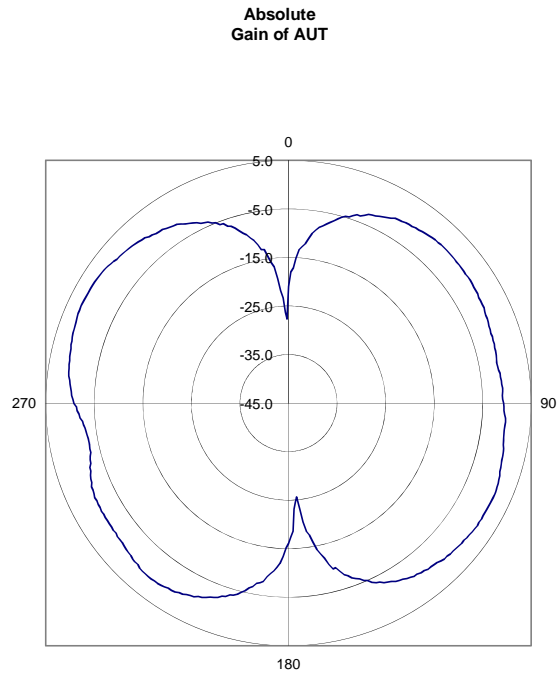
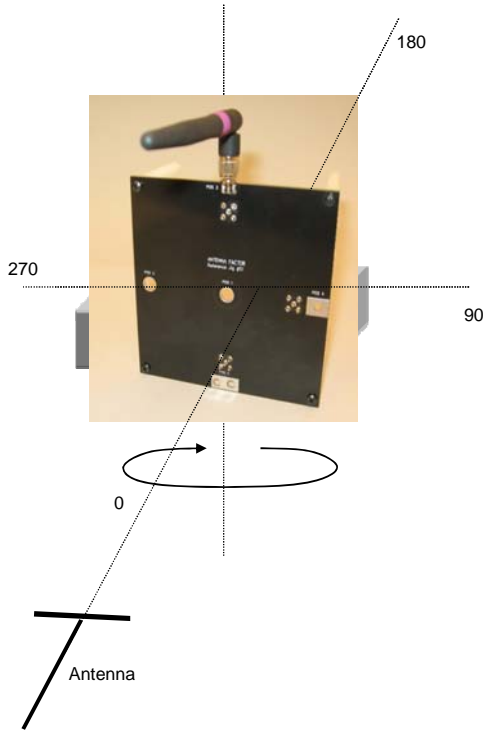
| TEST SPECIFICATIONS | | Test Method |
|---------------------|--|-------------|
| | | |

| TEST PARAMETERS | | |
|-----------------------|-------------------|---|
| Antenna Height(s) (m) | Test Distance (m) | 3 |

COMMENTS
 RP-SMA Right Angle Multi-Position 1/2 Wave Whip 2.4 GHz, Test Jig 51, Pos 3
EUT OPERATING MODES

DEVIATIONS FROM TEST STANDARD

| | | |
|-----------|----|-----------|
| Run # | 28 | Signature |
| Configura | 1 | |
| Results | | |



| | |
|---|-------------|
| Frequency | 2450.00 |
| Absolute Gain of Reference Antenna (dBi) | 9.70 |
| Reference Antenna Relative Gain Max (dBuV/m) | 105.00 |
| AUT Relative Gain Max (dBuV/m) | 97.50 |
| Difference (Reference Antenna - AUT) (dB) | 7.50 |
| AUT Setup Loss (dB) | 0.00 |
| Maximum Absolute Gain of AUT (dBi) | 2.20 |
| Correction Factor (Convert From Relative to Absolute Gain) (dB) | 95.30 |
| Measurement Antenna Polarity | Horizontal |
| Antenna Under Test (AUT) Polarity | Horizontal |