

Annex 4: Set-up photographs  
to TEST REPORTS  
No.: 16-1-0019501T05a, 16-1-0019501T07a  
16-1-0088301T01a

According to:  
**FCC Regulations**  
Part 22, Part 24, Part 15C







**IC-Regulations**  
RSS-132 Issue 3, RSS-133 Issue 6,  
RSS-Gen Issue 4

for

u-Blox AG

GSM/W-CDMA Module SARA-U201

**FCC-ID:** XPY1CGM5NNN  
**IC:** 8595A-1CGM5NNN  
**PMN:** SARA-U201  
**HVIN:** SARA-U201

Laboratory Accreditation and Listings			
 <b>DAkks</b> Deutsche Akkreditierungsstelle D-PL-12047-01-01	 FEDERAL COMMUNICATIONS COMMISSION USA MRA US-EU 0003	 Industry Canada Reg. No.: 3462D-1 Reg. No.: 3462D-2 Reg. No.: 3462D-3	 Voluntary Controls for Electromagnetic Emissions Reg. No.: R-2666 C-2914, T-1967, G-301
 <b>WiFi</b> ALLIANCE AUTHORIZED RF LABORATORY	 <b>ctia</b> Authorized Test Lab Lab Code: 20011130-00		
accredited according to DIN EN ISO/IEC 17025			
<p align="center"><b>CETECOM GmbH</b>            Laboratory Radio Communications &amp; Electromagnetic Compatibility            Im Teelbruch 116 • 45219 Essen • Germany            Registered in Essen, Germany, Reg. No.: HRB Essen 8984            Tel.: + 49 (0) 20 54 / 95 19-954 • Fax: + 49 (0) 20 54 / 95 19-964            E-mail: info@cetecom.com • Internet: www.cetecom.com</p>			

## **Table of contents**


<b>1. SET-UP PHOTOGRAPHS .....</b>	<b>3</b>
1.1. Magnetic field measurements .....	3
1.2. Field measurements $f < 1\text{GHz}$ .....	4
1.3. Field measurements $f > 1\text{GHz}$ .....	6

## **1. Set-up photographs**


### **1.1. Magnetic field measurements**



## **1.2. Field measurements $f < 1\text{GHz}$**




Overview




Close view

### **1.3. Field measurements $f > 1\text{GHz}$**



**Overview**



**Closer view**


## **1.4. Measurements on AC-mains**



**Overview**



## 1.5. Conducted RF-measurements



**Overview**