

Annex 2: External photographs
to TEST REPORT
No.: 16-1-0019501T05a, 16-1-0019501T07a
16-1-0088301T01a

According to:
FCC Regulations
Part 22, Part 24, Part 15C

IC-Regulations
RSS-132 Issue 3, RSS-133 Issue 6,
RSS-Gen Issue 4

for
u-Blox AG

GSM/W-CDMA Module SARA-U201

FCC-ID: XPY1CGM5NNN
IC: 8595A-1CGM5NNN
PMN: SARA-U201
HVIN: SARA-U201








Laboratory Accreditation and Listings			
 DAkKS Deutsche Akkreditierungsstelle D-PL-12047-01-01	 FEDERAL COMMUNICATIONS COMMISSION USA • NOISES MRA US-EU 0003	 Industry Canada Reg. No.: 3462D-1 Reg. No.: 3462D-2 Reg. No.: 3462D-3	 Voluntary Controls for Electromagnetic Emissions Reg. No.: R-2666 C-2914, T-1967, G-301
 WiFi ALLIANCE AUTHORIZED RF LABORATORY	 ctia Authorized Test Lab Lab Code: 20011130-00		
accredited according to DIN EN ISO/IEC 17025			
<p align="center">CETECOM GmbH Laboratory Radio Communications & Electromagnetic Compatibility Im Teelbruch 116 • 45219 Essen • Germany Registered in Essen, Germany, Reg. No.: HRB Essen 8984 Tel.: + 49 (0) 20 54 / 95 19-954 • Fax: + 49 (0) 20 54 / 95 19-964 E-mail: info@cetecom.com • Internet: www.cetecom.com</p>			

Table of contents


1. INTERNAL PHOTOGRAPHS.....	3
1.1. EUT photographs.....	3
1.2. AE photographs	7

1. Internal photographs


1.1. EUT photographs




Photograph 1: EUT mounted on board (front side)



Photograph 2: EUT mounted on board (rear side)



Photograph 3: EUT mounted on board (front side)



Photograph 4: EUT mounted on board (rear side)

1.2. AE photographs



Photograph 5: AC/DC Adapter (AE1)



Photograph 6: Headset (AE3)



Photograph 7: Antenna (AE4)