

Annex 1: Measurement diagrams  
to **TEST REPORT**  
No.: 16-1-0019501T05a

According to:  
**FCC Regulations**  
Part 22, Part 24, Part 15C







**IC-Regulations**  
RSS-132 Issue 3, RSS-133 Issue 6,  
RSS-Gen Issue 4

for

u-Blox AG

GSM/W-CDMA Module SARA-U201

**FCC-ID:** XPY1CGM5NNN  
**IC:** 8595A-1CGM5NNN  
**PMN:** SARA-U201  
**HVIN:** SARA-U201

Laboratory Accreditation and Listings			
 <b>DAkks</b> Deutsche Akkreditierungsstelle D-PL-12047-01-01	 FEDERAL COMMUNICATIONS COMMISSION <b>FC</b> USA MRA US-EU 0003	 Industry Canada Reg. No.: 3462D-1 Reg. No.: 3462D-2 Reg. No.: 3462D-3	 Voluntary Controls for Electromagnetic Emissions Reg. No.: R-2666 C-2914, T-1967, G-301
 <b>WiFi</b> ALLIANCE <b>AUTHORIZED            RF LABORATORY</b>	 <b>ctia</b> Authorized <sup>TM</sup> <b>Test Lab</b> Lab Code: 20011130-00		
accredited according to DIN EN ISO/IEC 17025			
<p align="center"><b>CETECOM GmbH</b>            Laboratory Radio Communications &amp; Electromagnetic Compatibility            Im Teelbruch 116 • 45219 Essen • Germany            Registered in Essen, Germany, Reg. No.: HRB Essen 8984            Tel.: + 49 (0) 20 54 / 95 19-954 • Fax: + 49 (0) 20 54 / 95 19-964            E-mail: info@cetecom.com • Internet: www.cetecom.com</p>			

## Table of contents

<b>1. MEASUREMENT DIAGRAMS.....</b>	<b>3</b>
1.1. Spurious emissions radiated (FDD Band II transmitting mode) .....	3
1.2. Spurious emissions radiated (FDD Band V transmitting mode) .....	6
1.3. Radiated emissions on FDD Band II band-edge .....	9
1.4. Radiated emissions on FDD Band V band-edge.....	11
1.5. Peak power output and PAPR-Value .....	13
1.6. 26dBc Emission bandwidth .....	16
1.7. 99% Occupied bandwidth .....	19
1.8. Spurious emissions conducted on FDD Band II .....	22
1.9. Spurious emissions conducted on FDD Band V .....	28
1.10. Conducted emissions on FDD Band II band-edge.....	34
1.11. Conducted emissions on FDD Band V band-edge.....	36
1.12. Magnetic field strength emissions .....	38

# 1. Measurement diagrams

## 1.1. Spurious emissions radiated (FDD Band II transmitting mode)

### Diagram 8.20\_RSE\_FDD2\_Ch9262\_RMC

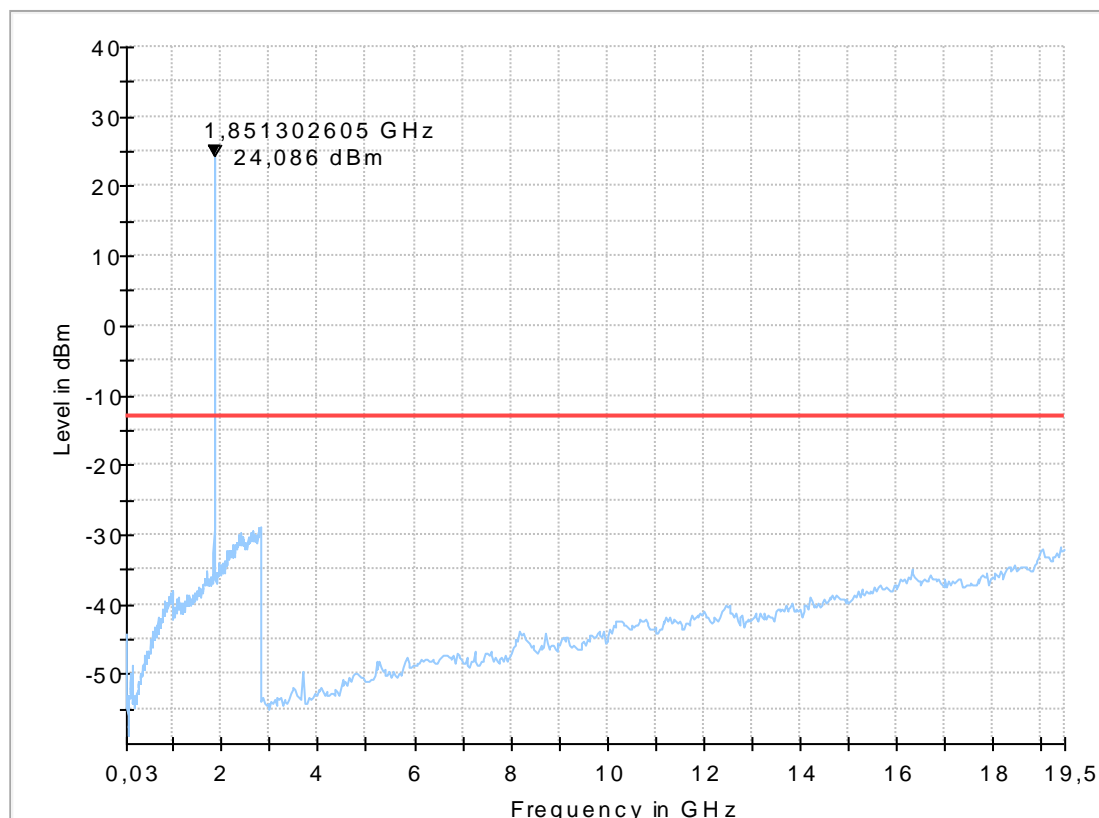
#### Common Information

Test Description:	Radiated Spurious Emissions UMTS FDDII
Test Site Location:	CETECOM GmbH Essen
Test Site:	Fully Anechoic Room (FAR)
Test Standard:	FCC Part 24
Operating Mode:	UE allocated channel 9262/9400/9538 (fc = 1852.4/1880.0/1907.6 MHz)
Environmental Conditions:	Humidity: 41%rH; Temperature: 24°C
Operator:	RI

#### EUT Information

Manufacturer:	u-blox AG
Model:	SARA-U201
Type:	GSM/WCDMA module
-----	
EUT:	-
HW version:	261A01
SW version:	23.56
SVN:	-
Config:	-
Serial number:	357520070020959
Connected Interfaces:	Antenna GSATT1505001611 and Headset
Power Supply:	3.8V DC
Comments:	-

Full Spectrum



## Diagram 8.21\_RSE\_FDD2\_Ch9400\_RMC

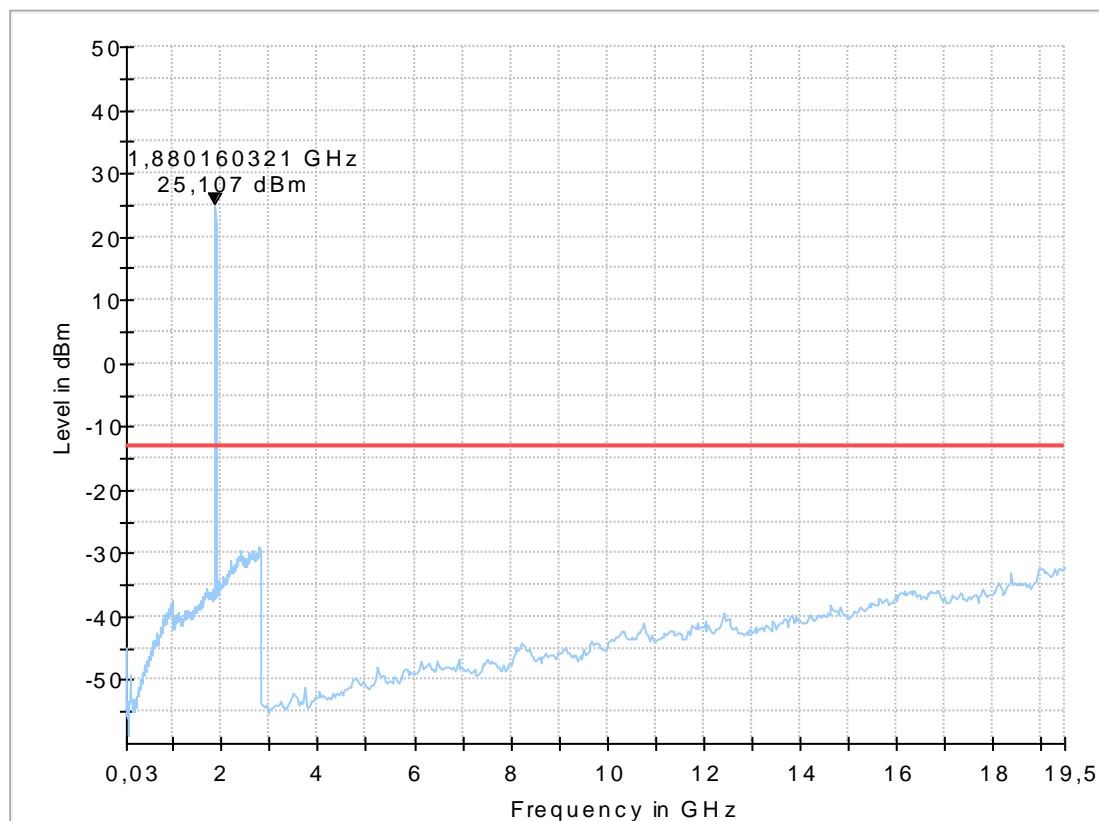
### Common Information

Test Description:	Radiated Spurious Emissions UMTS FDDII
Test Site Location:	CETECOM GmbH Essen
Test Site:	Fully Anechoic Room (FAR)
Test Standard:	FCC Part 24
Operating Mode:	UE allocated channel 9400 (fc = 1880.0 MHz)
Environmental Conditions:	Humidity: 41%rH; Temperature: 24°C
Operator:	RI

### EUT Information

Manufacturer:	u-blox AG
Model:	SARA-U201
Type:	GSM/WCDMA module
-----	
EUT:	-
HW version:	261A01
SW version:	23.56
SVN:	-
Config:	-
Serial number:	357520070020959
Connected Interfaces:	Antenna GSATT1505001611 and Headset
Power Supply:	3.8V DC
Comments:	-

Full Spectrum



## Diagram 8.22\_RSE\_FDD2\_Ch9538\_RMC

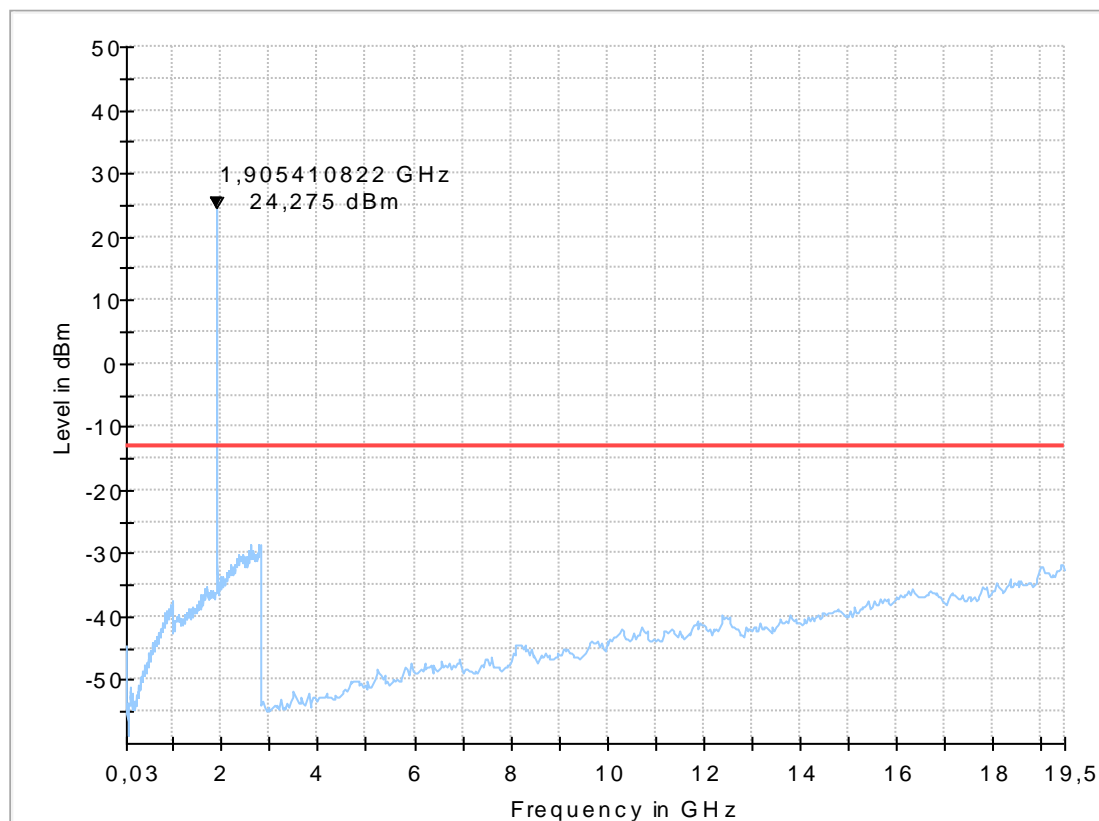
### Common Information

Test Description:	Radiated Spurious Emissions UMTS FDDII
Test Site Location:	CETECOM GmbH Essen
Test Site:	Fully Anechoic Room (FAR)
Test Standard:	FCC Part 24
Operating Mode:	UE allocated channel 9538 (fc = 1907.6 MHz)
Environmental Conditions:	Humidity: 41%rH; Temperature: 24°C
Operator:	RI

### EUT Information

Manufacturer:	u-blox AG
Model:	SARA-U201
Type:	GSM/WCDMA module
-----	
EUT:	-
HW version:	261A01
SW version:	23.56
SVN:	-
Config:	-
Serial number:	357520070020959
Connected Interfaces:	Antenna GSATT1505001611 and Headset
Power Supply:	3.8V DC
Comments:	-

Full Spectrum



## 1.2. Spurious emissions radiated (FDD Band V transmitting mode)

### Diagram 8.50\_RSE\_Ch4132\_RMC

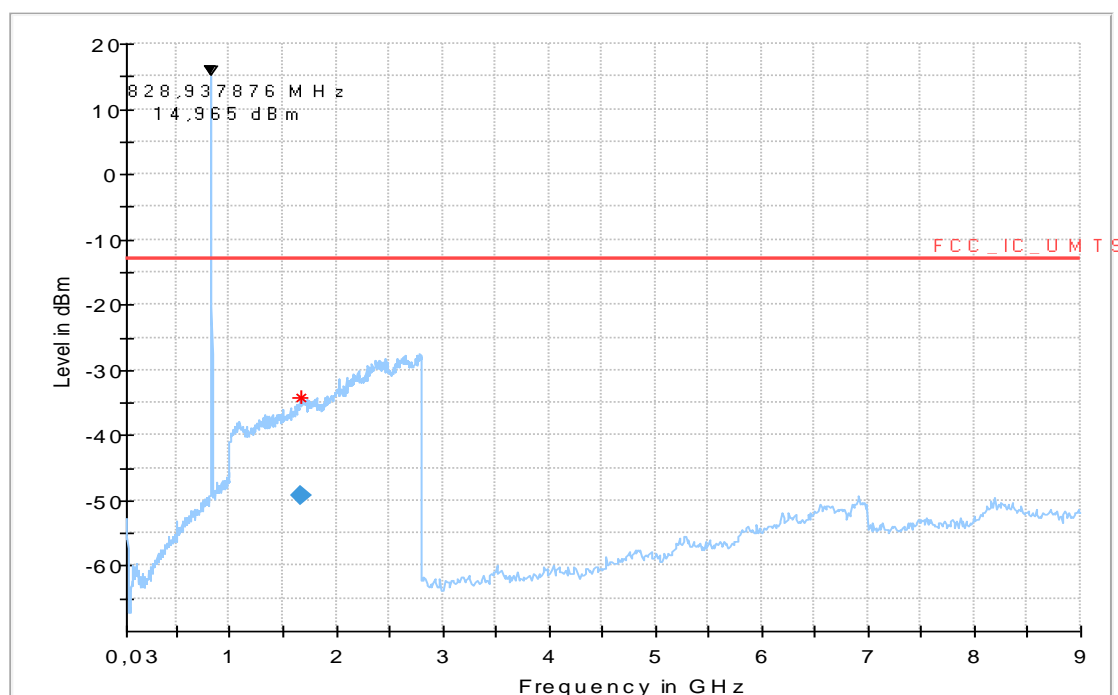
#### Common Information

Test Description:	Radiated Spurious Emissions UMTS FDDV
Test Site Location:	CETECOM GmbH Essen
Test Site:	Fully Anechoic Room (FAR)
Test Standard:	FCC Part 22.917(a)
Operating Mode:	UE allocated channel 4132 (fc = 826.4 MHz), RMC
Environmental Conditions:	Humidity: 50%rH; Temperature: 20°C
Operator:	YZH

#### EUT Information

Manufacturer:	u-blox AG
Model:	SARA-U201
Type:	GSM/WCDMA module
-----	
EUT:	-
HW version:	261A01
SW version:	23.56
SVN:	-
Config:	-
Serial number:	357520070020959
Connected Interfaces:	Antenna GSATT1505001611 and Headset
Power Supply:	3.8V DC
Comments:	-

Full Spectrum



### Diagram 8.51\_RSE\_R\_Ch4183\_RMC

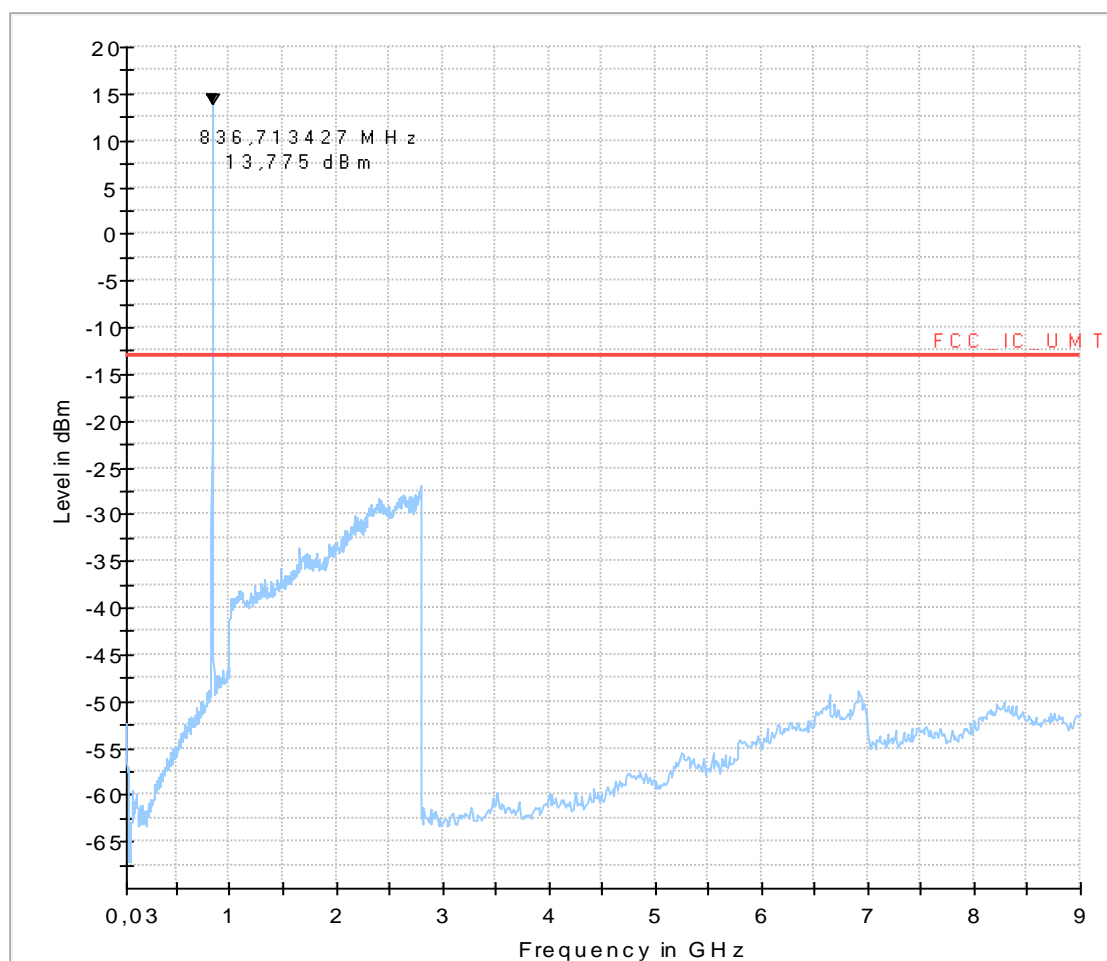
#### Common Information

Test Description:	Radiated Spurious Emissions UMTS FDDV
Test Site Location:	CETECOM GmbH Essen
Test Site:	Fully Anechoic Room (FAR)
Test Standard:	FCC Part 22.917(a)
Operating Mode:	UE allocated channel 4183 (fc = 836,6 MHz), RMC
Environmental Conditions:	Humidity: 50%rH; Temperature: 20°C
Operator:	YZH

#### EUT Information

Manufacturer:	u-blox AG
Model:	SARA-U201
Type:	GSM/WCDMA module
-----	
EUT:	-
HW version:	261A01
SW version:	23.56
SVN:	-
Config:	-
Serial number:	357520070020959
Connected Interfaces:	Antenna GSATT1505001611 and Headset
Power Supply:	3.8V DC
Comments:	-

Full Spectrum



### Diagram 8.52\_RSE\_R\_Ch4233\_RMC

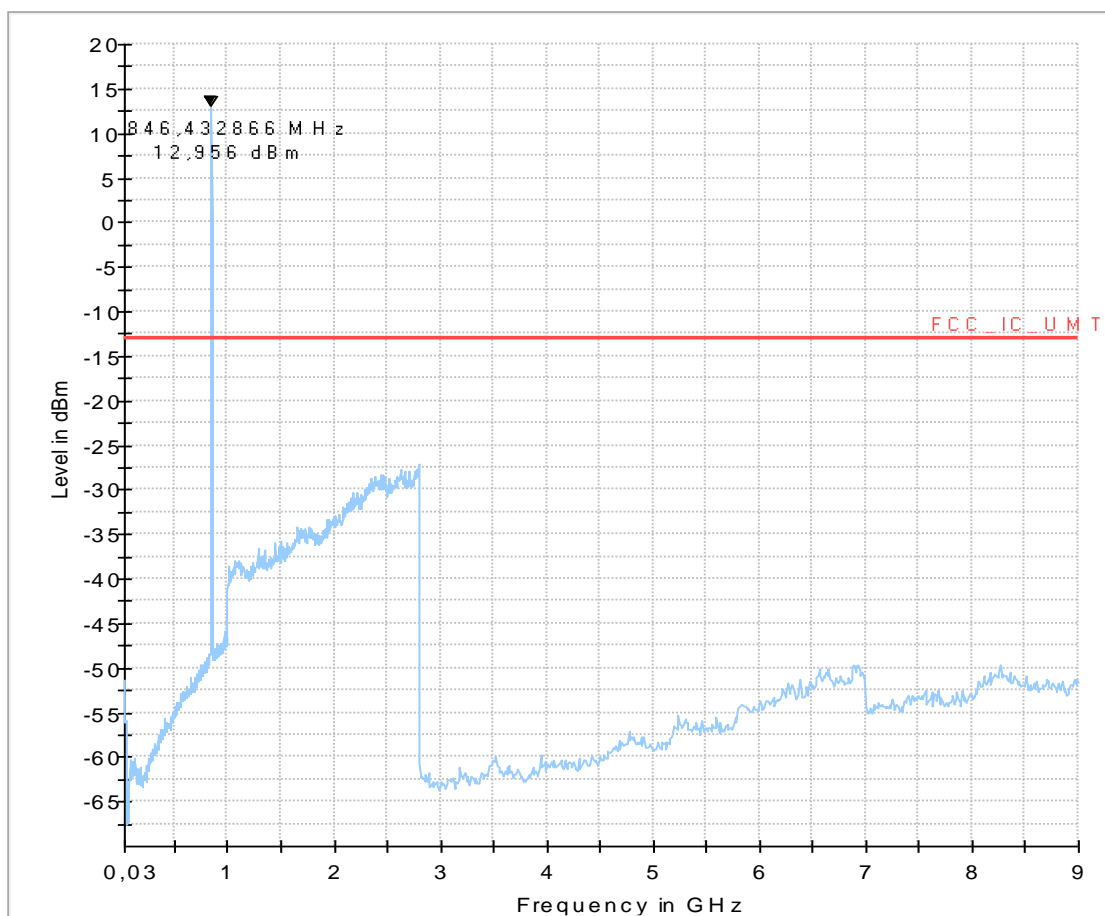
#### Common Information

Test Description:	Radiated Spurious Emissions UMTS FDDV
Test Site Location:	CETECOM GmbH Essen
Test Site:	Fully Anechoic Room (FAR)
Test Standard:	FCC Part 22.917(a)
Operating Mode:	UE allocated channel 4233 (fc = 846.6 MHz), RMC
Environmental Conditions:	Humidity: 50%rH; Temperature: 20°C
Operator:	YZH

#### EUT Information

Manufacturer:	u-blox AG
Model:	SARA-U201
Type:	GSM/WCDMA module
-----	
EUT:	-
HW version:	261A01
SW version:	23.56
SVN:	-
Config:	-
Serial number:	357520070020959
Connected Interfaces:	Antenna GSATT1505001611 and Headset
Power Supply:	3.8V DC
Comments:	-

Full Spectrum





### 1.3. Radiated emissions on FDD Band II band-edge

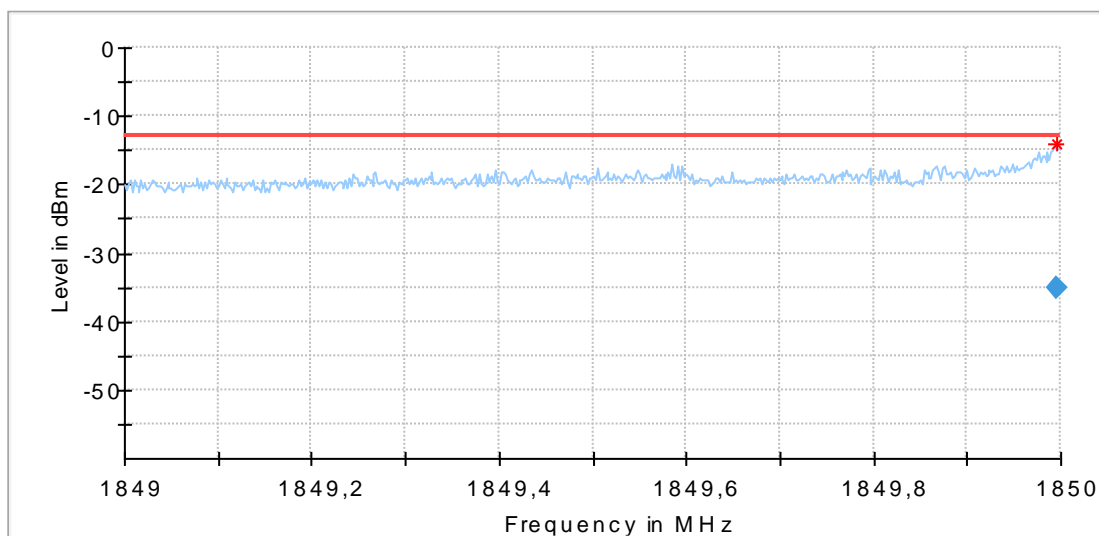
#### Diagram 9.20\_BE\_R\_Ch9262\_RMC

#### Common Information

Test Description:	Band-Edge - Radiated Spurious Emissions UMTS FDDII
Test Site:	CETECOM GmbH Essen
Test Standard:	FCC Part24.238
Antenna polarisation:	horizontal/vertical
Operation mode:	UE allocated channel 9262 (fc = 1852.4 MHz)
Environmental Condition:	Humidity: 50%rH; Temperature: 20°C
Operator Name:	YZH

#### EUT Information

Manufacturer:	u-blox AG
Model:	SARA-U201
Type:	GSM/WCDMA module
-----	
EUT:	-
HW version:	261A01
SW version:	23.56
SVN:	-
Config:	-
Serial number:	357520070020959
Connected Interfaces:	Antenna GSATT1505001611 and Headset
Power Supply:	3.8V DC
Comments:	-



#### Final Result

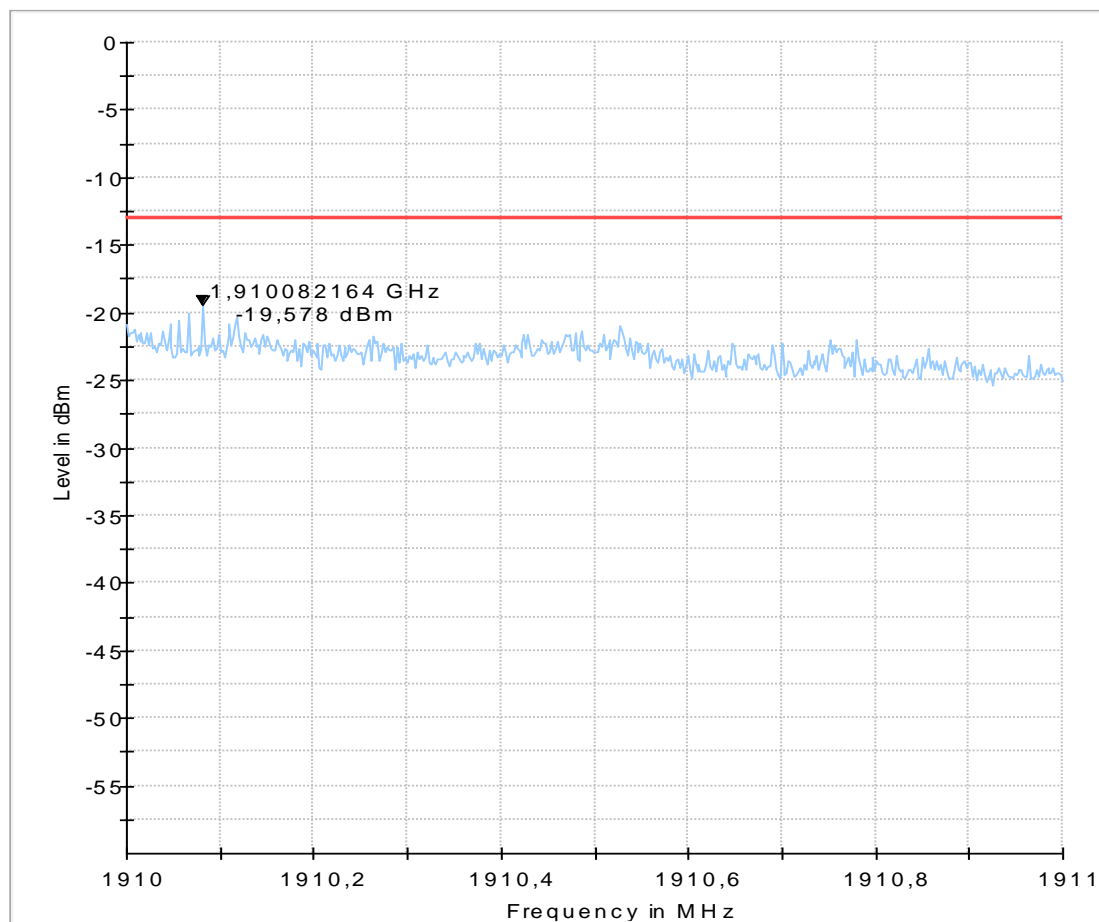
Frequency (MHz)	Average (dBm)	Limit (dBm)	Margin (dB)	Meas. Time (ms)	Bandwidth (kHz)	Pol	Azimuth (deg)	Elevation (deg)	Corr. (dB)
1849.995992	-35.16	-13.00	22.16	10000.0	5.000	H	106.0	0.0	-63.1

**Diagram No.: 9.21\_BE\_R\_Ch9538\_RMC****Common Information**

Test Description:	Band-Edge - Radiated Spurious Emissions UMTS FDDII
Test Site:	CETECOM GmbH Essen
Test Standard:	FCC Part24.238
Antenna polarisation:	horizontal/vertical
Operation mode:	UE allocated channel 9538 (fc = 1907.6 MHz)
Operator Name:	YZH
Environmental Condition:	Humidity: 49%rH; Temperature: 20°C

**EUT Information**

Manufacturer:	u-blox AG
Model:	SARA-U201
Type:	GSM/WCDMA module
-----	
EUT:	-
HW version:	261A01
SW version:	23.56
SVN:	-
Config:	-
Serial number:	357520070020959
Connected Interfaces:	Antenna GSATT1505001611 and Headset
Power Supply:	3.8V DC
Comments:	-



### 1.4. Radiated emissions on FDD Band V band-edge

#### Diagram 9.50\_BE\_R\_Ch4132\_RMC

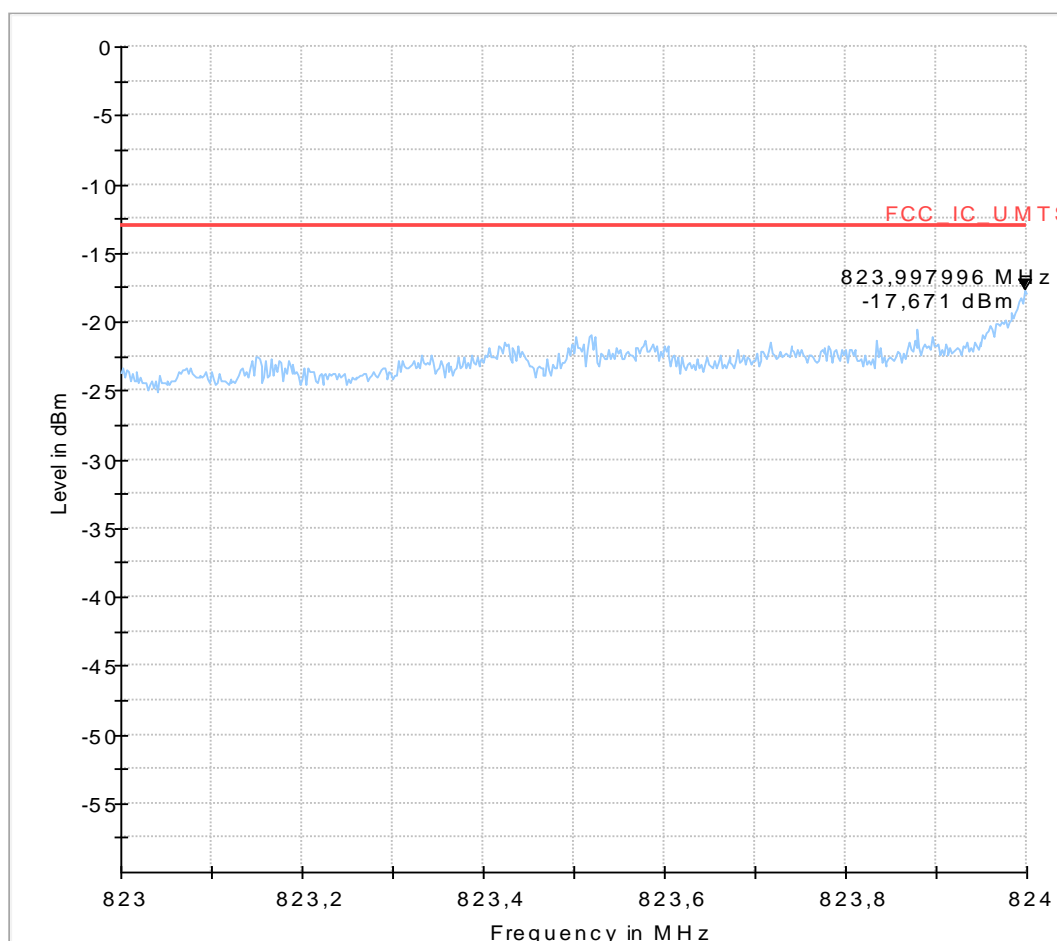
##### Common Information

Test Description:	Band-Edge - Radiated Spurious Emissions UMTS FDDV
Test Site Location:	CETECOM GmbH Essen
Test Site:	Fully Anechoic Room (FAR)
Test Standard:	FCC Part 22.917(a)
Operating Mode:	UE allocated channel 4132 (fc = 826.4 MHz), RMC
Environmental Conditions:	Humidity: 50%rH; Temperature: 20°C
Operator:	YZH

##### EUT Information

Manufacturer:	u-blox AG
Model:	SARA-U201
Type:	GSM/WCDMA module
-----	
EUT:	-
HW version:	261A01
SW version:	23.56
SVN:	-
Config:	-
Serial number:	357520070020959
Connected Interfaces:	Antenna GSATT1505001611 and Headset
Power Supply:	3.8V DC
Comments:	-

Full Spectrum



### Diagram 9.51\_BE\_R\_Ch4233\_RMC

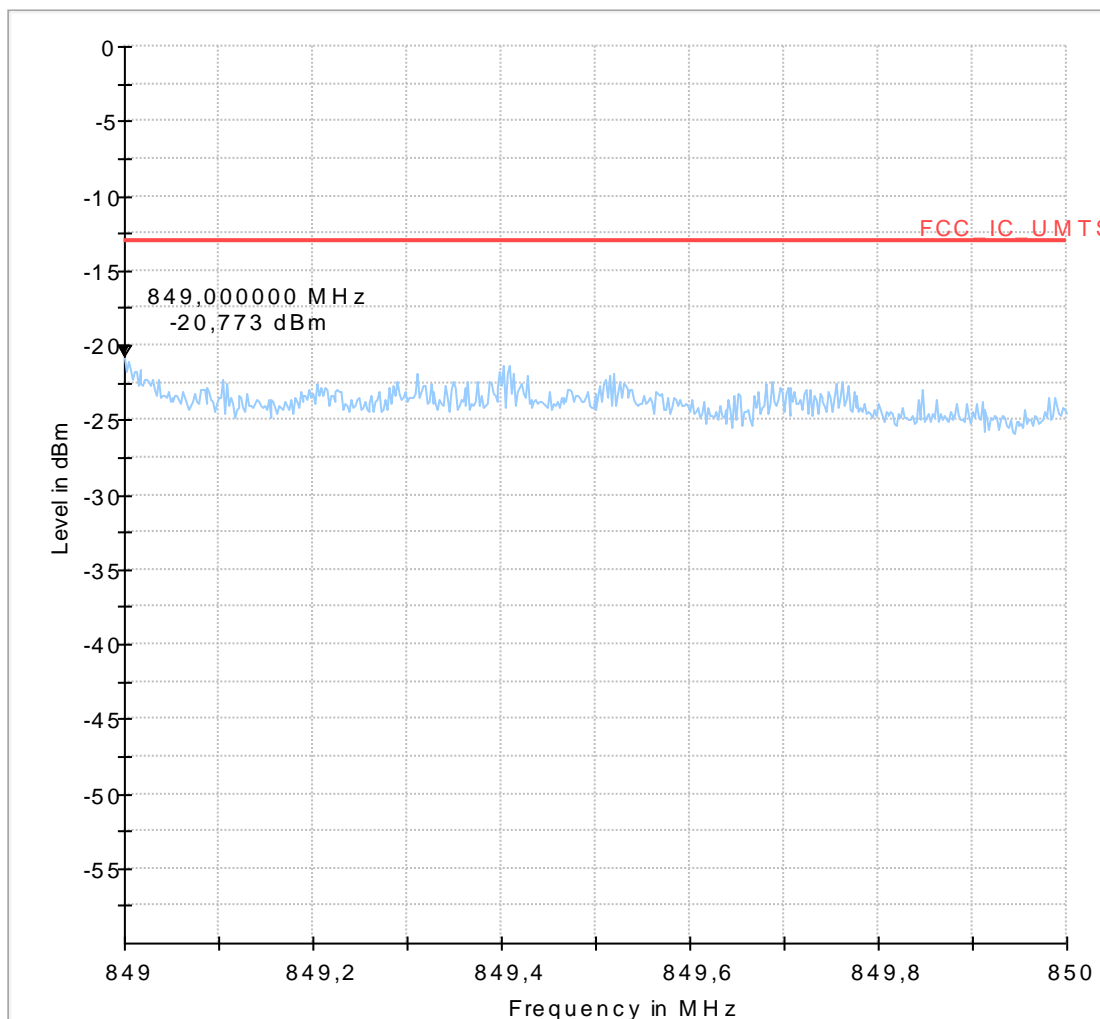
#### Common Information

Test Description:	Band-Edge - Radiated Spurious Emissions UMTS FDDV
Test Site Location:	CETECOM GmbH Essen
Test Site:	Fully Anechoic Room (FAR)
Test Standard:	FCC Part 22.917(a)
Operating Mode:	UE allocated channel 4233 (fc = 846.6 MHz), RMC
Environmental Conditions:	Humidity: 50%rH; Temperature: 20°C
Operator:	YZH

#### EUT Information

Manufacturer:	u-blox AG
Model:	SARA-U201
Type:	GSM/WCDMA module
-----	
EUT:	-
HW version:	261A01
SW version:	23.56
SVN:	-
Config:	-
Serial number:	357520070020959
Connected Interfaces:	Antenna GSATT1505001611 and Headset
Power Supply:	3.8V DC
Comments:	-

Full Spectrum



## 1.5. Peak power output and PAPR-Value

### 1.5.1. FDD Band 2

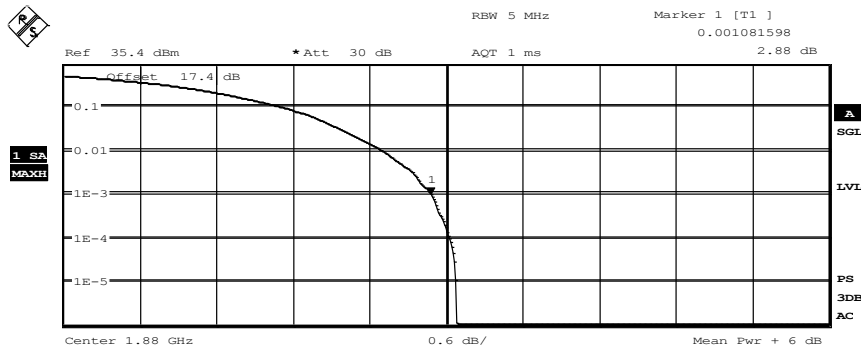


Complementary Cumulative Distribution Function  
NOF samples: 8000, Usable BW: 7.1MHz

Trace 1	
Mean	23.97 dBm
Peak	27.05 dBm
Crest	3.08 dB
10 %	1.68 dB
1 %	2.50 dB
.1 %	2.92 dB
.01 %	3.03 dB

Date: 15.JUN.2016 14:39:43

### Channel 9262



Complementary Cumulative Distribution Function  
NOF samples: 8000, Usable BW: 7.1MHz

Trace 1	
Mean	23.90 dBm
Peak	26.98 dBm
Crest	3.08 dB
10 %	1.73 dB
1 %	2.50 dB
.1 %	2.88 dB
.01 %	3.03 dB

Date: 15.JUN.2016 14:38:57

### Channel 9400



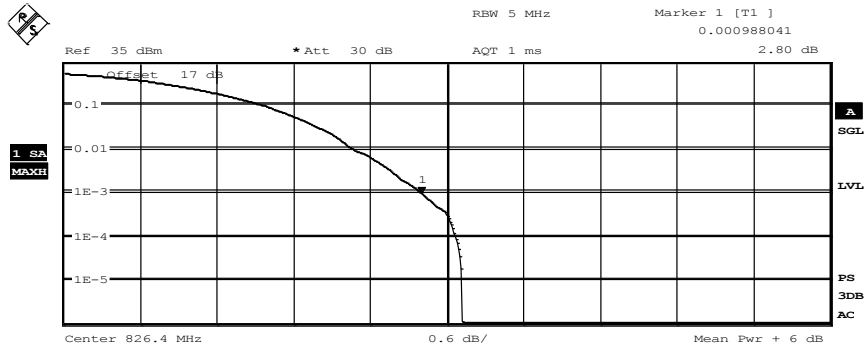
Complementary Cumulative Distribution Function  
NOF samples: 8000, Usable BW: 7.1MHz

Trace 1	
Mean	24.13 dBm
Peak	27.26 dBm
Crest	3.13 dB
10 %	1.70 dB
1 %	2.44 dB
.1 %	2.85 dB
.01 %	3.08 dB

Date: 15.JUN.2016 14:38:03

## Channel 9538

### 1.5.2. FDD Band 5

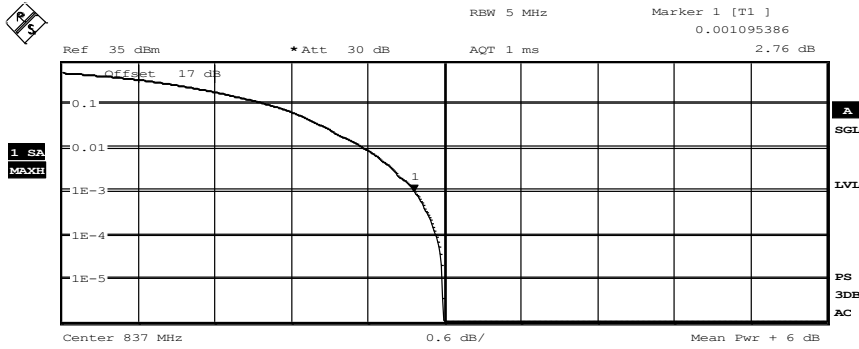


Complementary Cumulative Distribution Function  
NOF samples: 8000, Usable BW: 7.1MHz

Trace 1	
Mean	23.67 dBm
Peak	26.79 dBm
Crest	3.12 dB
10 %	1.59 dB
1 %	2.27 dB
.1 %	2.80 dB
.01 %	3.07 dB

Date: 15.JUN.2016 14:42:47

## Channel 4132



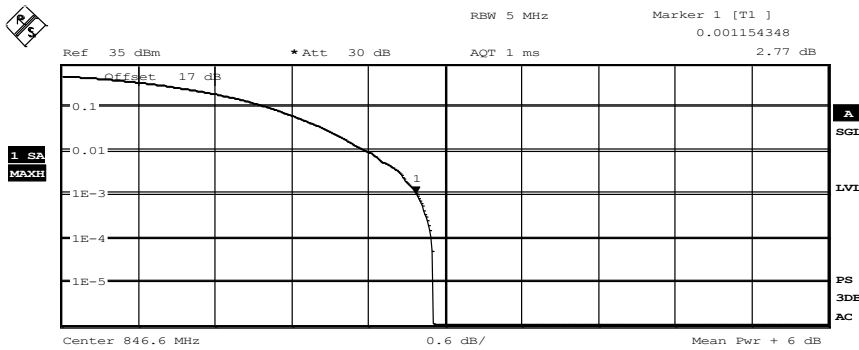
Complementary Cumulative Distribution Function  
 NOF samples: 8000, Usable BW: 7.1MHz

Trace 1  
 Mean 23.66 dBm  
 Peak 26.65 dBm  
 Crest 2.99 dB

10 %	1.63 dB
1 %	2.38 dB
.1 %	2.77 dB
.01 %	2.93 dB

Date: 15.JUN.2016 14:43:27

## Channel 4185



Complementary Cumulative Distribution Function  
 NOF samples: 8000, Usable BW: 7.1MHz

Trace 1  
 Mean 23.74 dBm  
 Peak 26.65 dBm  
 Crest 2.91 dB

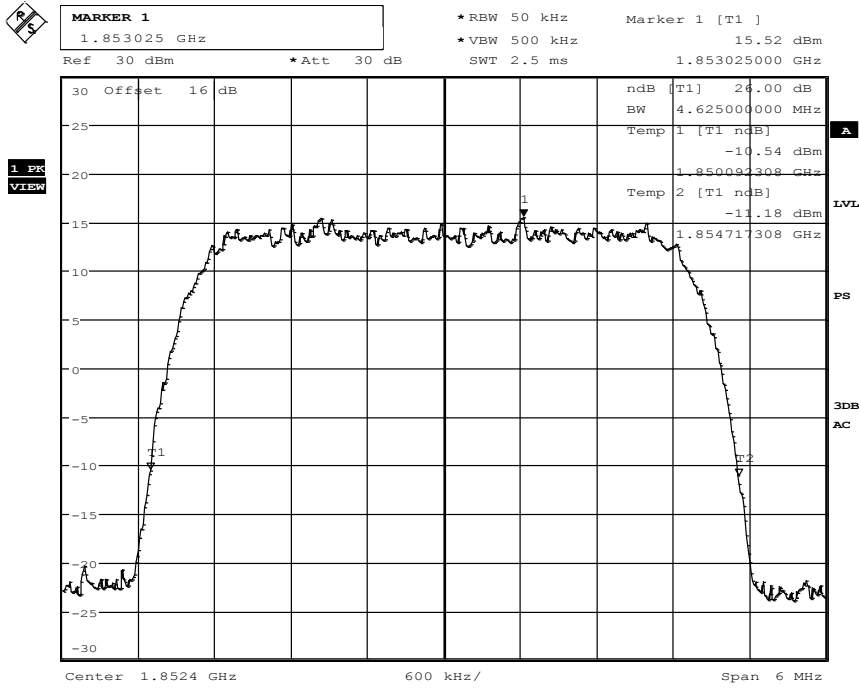
10 %	1.63 dB
1 %	2.39 dB
.1 %	2.79 dB
.01 %	2.89 dB

Date: 15.JUN.2016 14:44:13

## Channel 4233

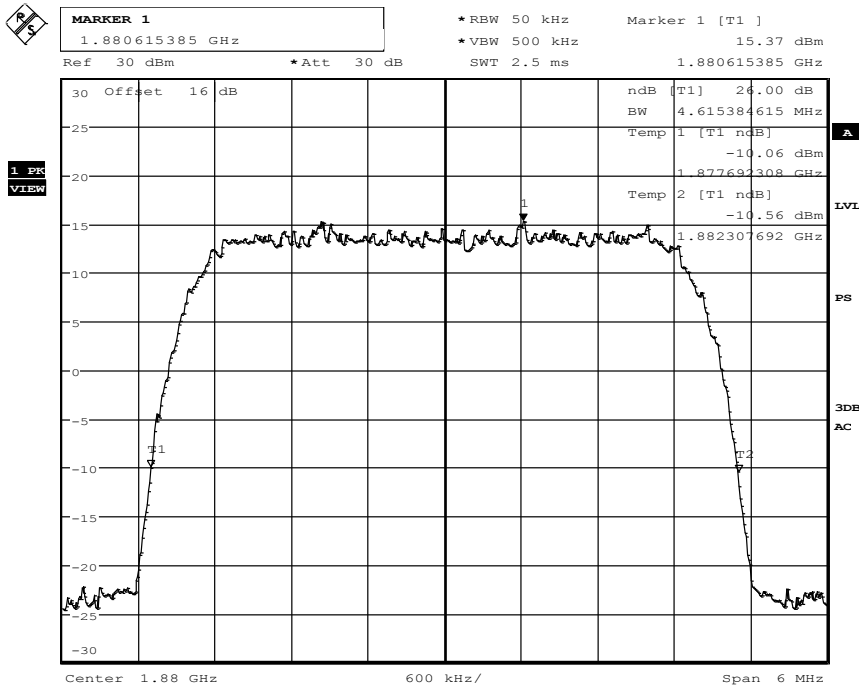
## 1.6. 26dBc Emission bandwidth

### 1.6.1. FDD II TX Mode



Date: 14.JUN.2016 11:31:19

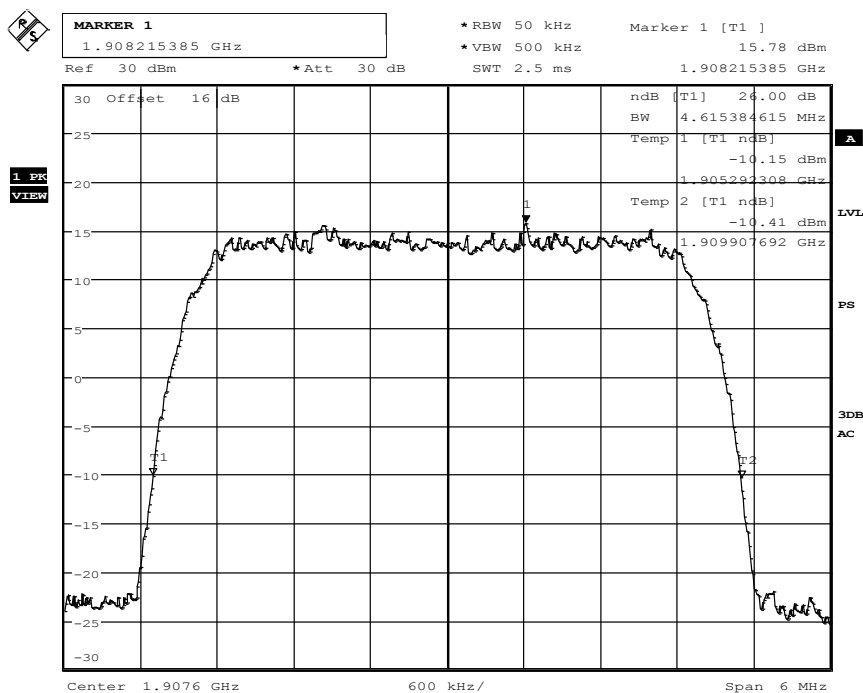
Channel 9262



Date: 14.JUN.2016 11:26:44

Channel 9400

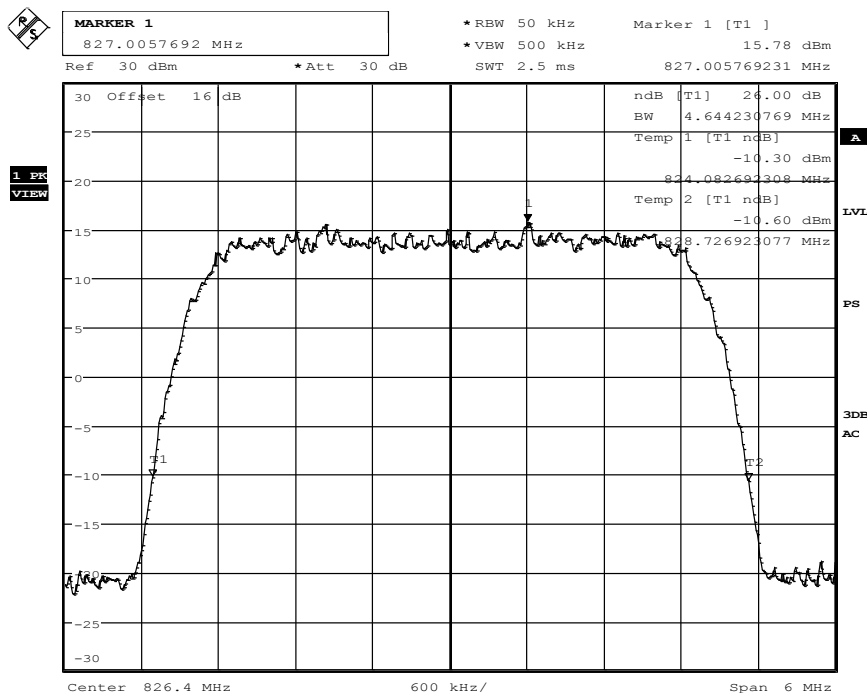




Date: 14.JUN.2016 11:23:33

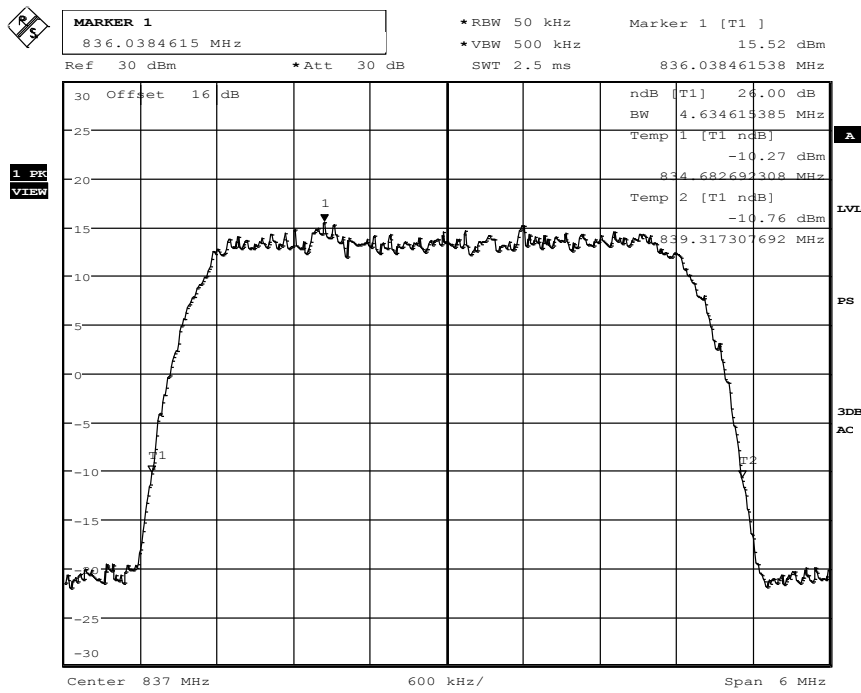
Channel 9538

## 1.6.2. FDD V TX Mode



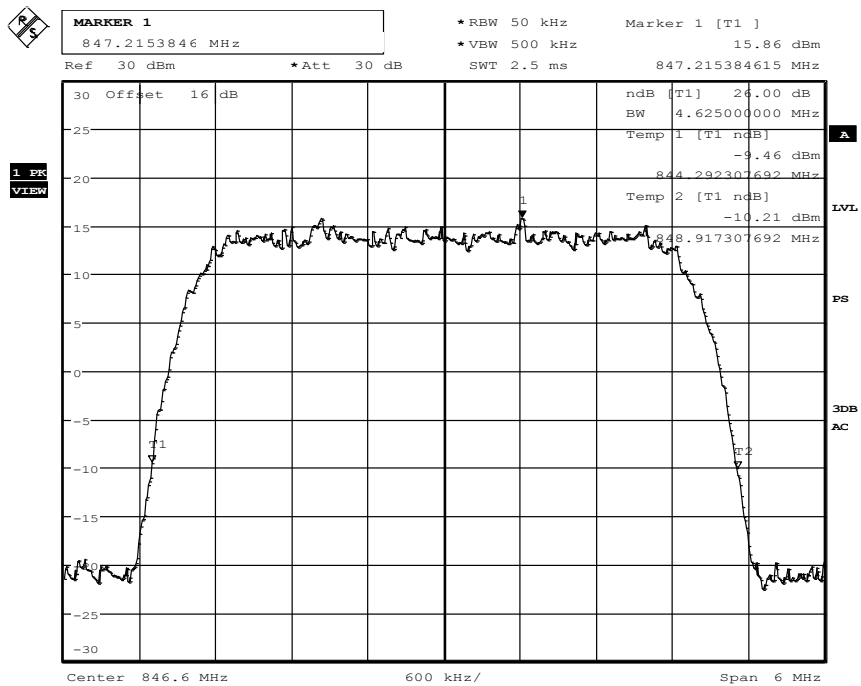
Date: 14.JUN.2016 09:56:03

Channel 4132



Date: 14.JUN.2016 10:00:29

### Channel 4185

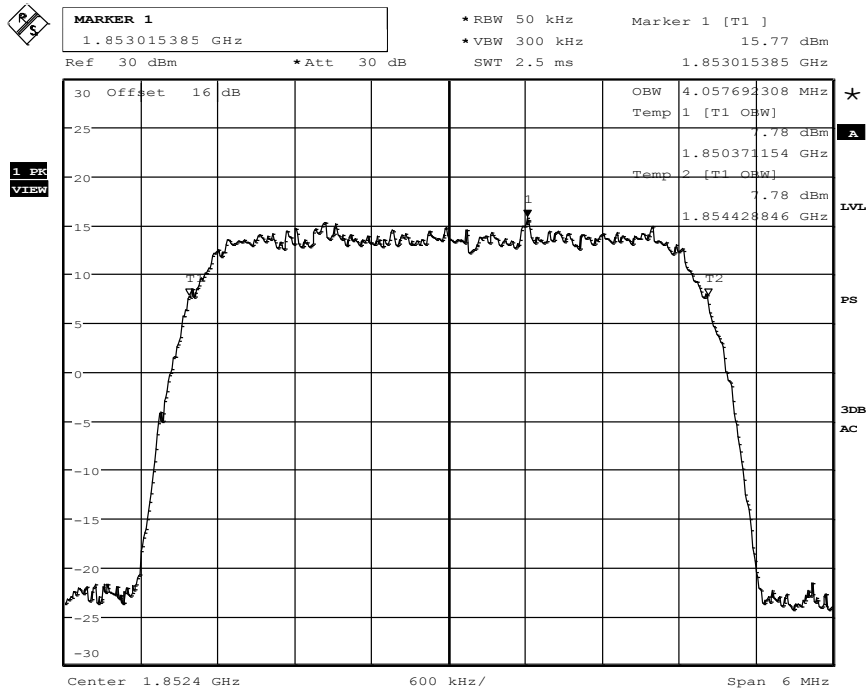


Date: 14.JUN.2016 10:42:32

### Channel 4233

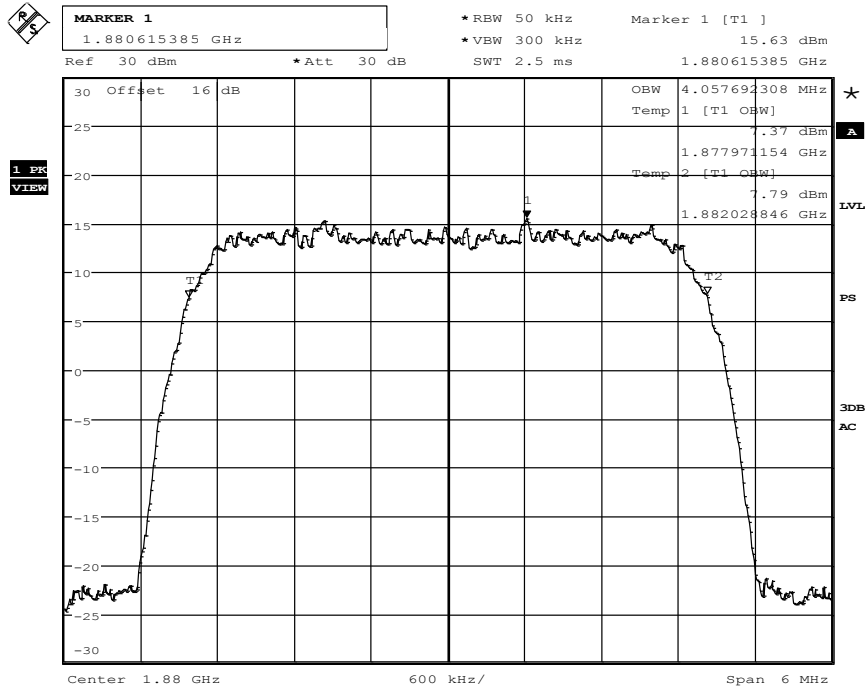
## 1.7. 99% Occupied bandwidth

### 1.7.1. FDD II TX Mode



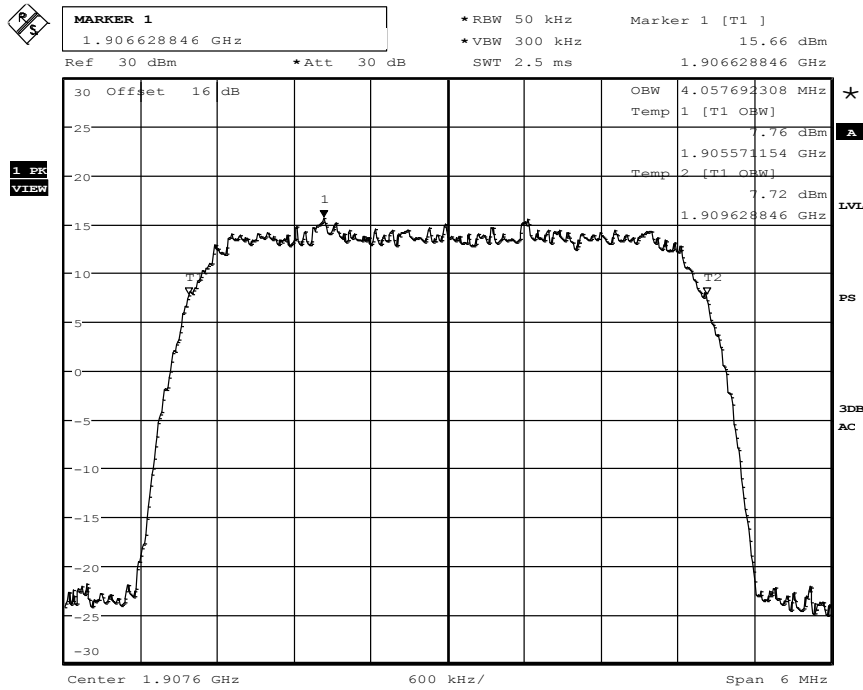
Date: 14.JUN.2016 11:07:41

### Channel 9262



Date: 14.JUN.2016 11:13:18

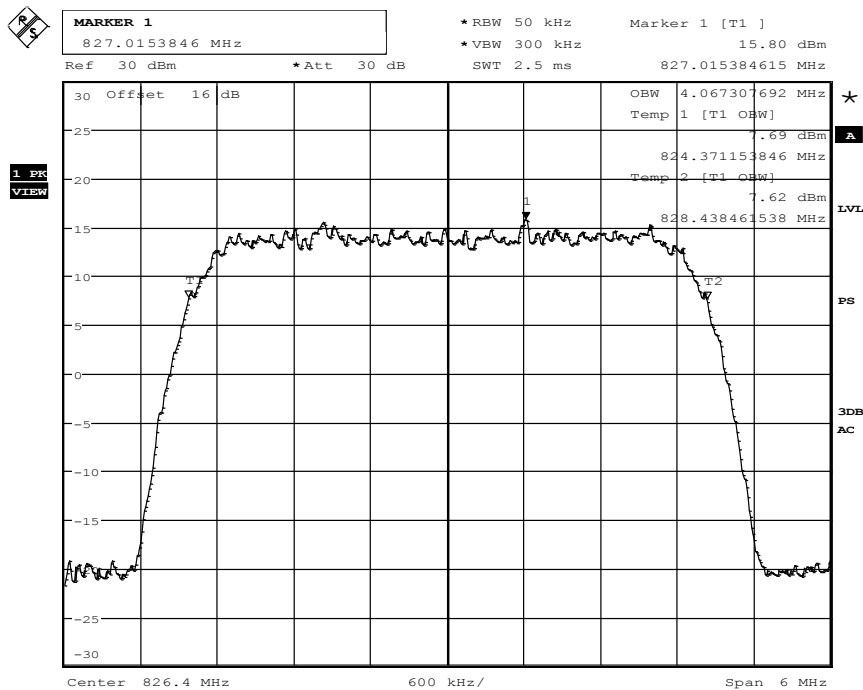
## Channel 9400



Date: 14.JUN.2016 11:17:30

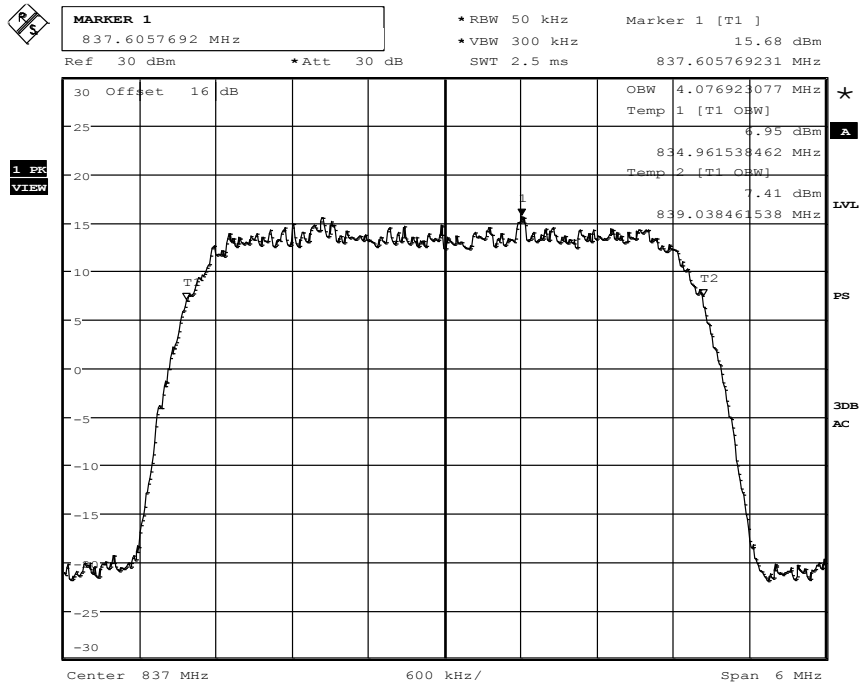
## Channel 9538

### 1.7.2. FDD V TX Mode



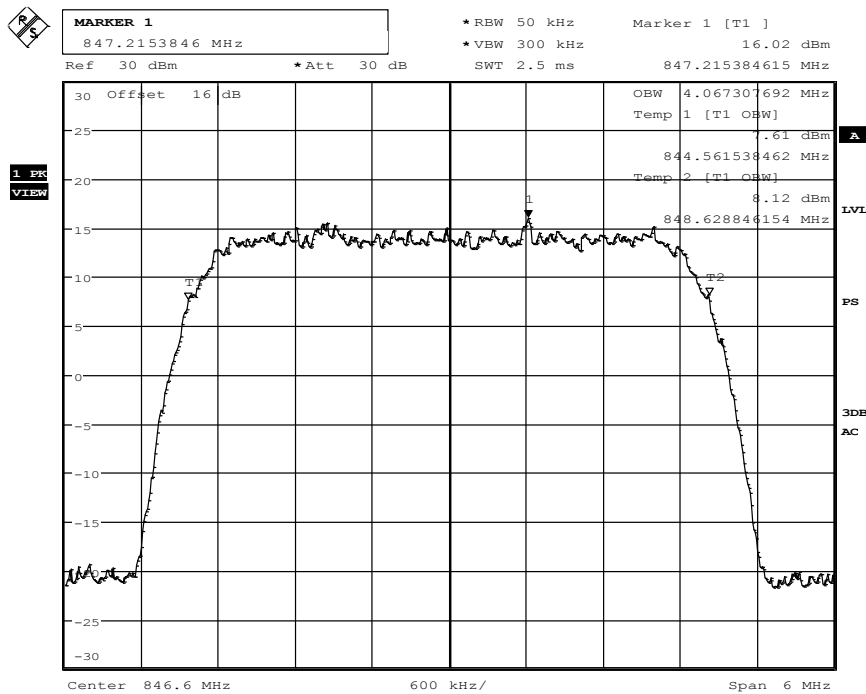
Date: 14.JUN.2016 11:01:50

## Channel 4132



Date: 14.JUN.2016 10:54:47

## Channel 4185



Date: 14.JUN.2016 10:50:15

## Channel 4233

## 1.8. Spurious emissions conducted on FDD Band II

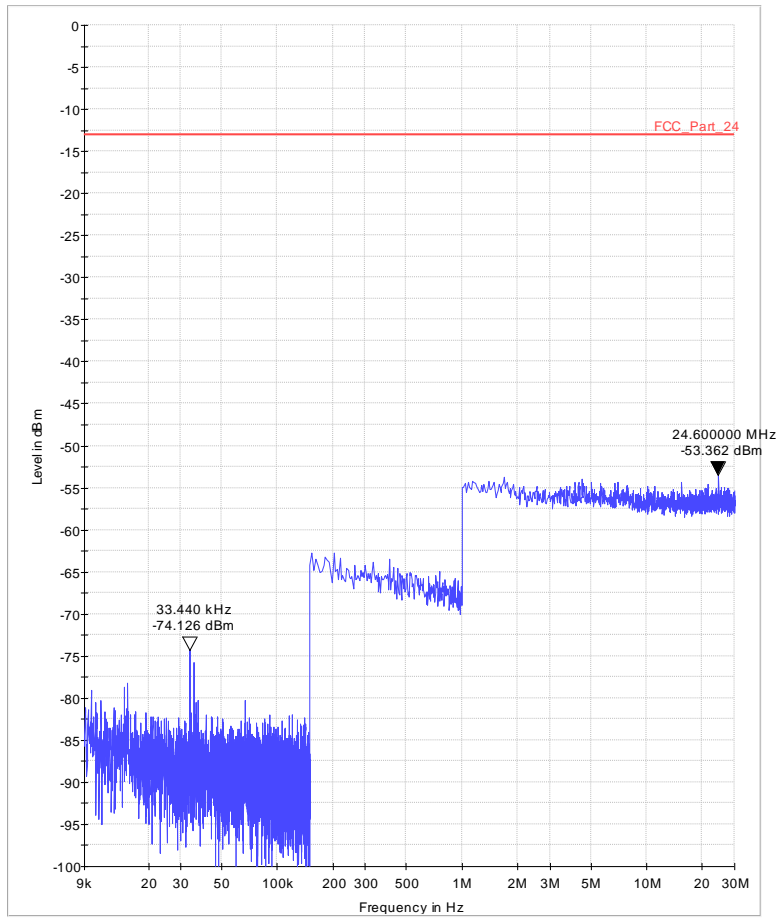


Diagram 36.01\_TX\_Ch9262\_Sweep1

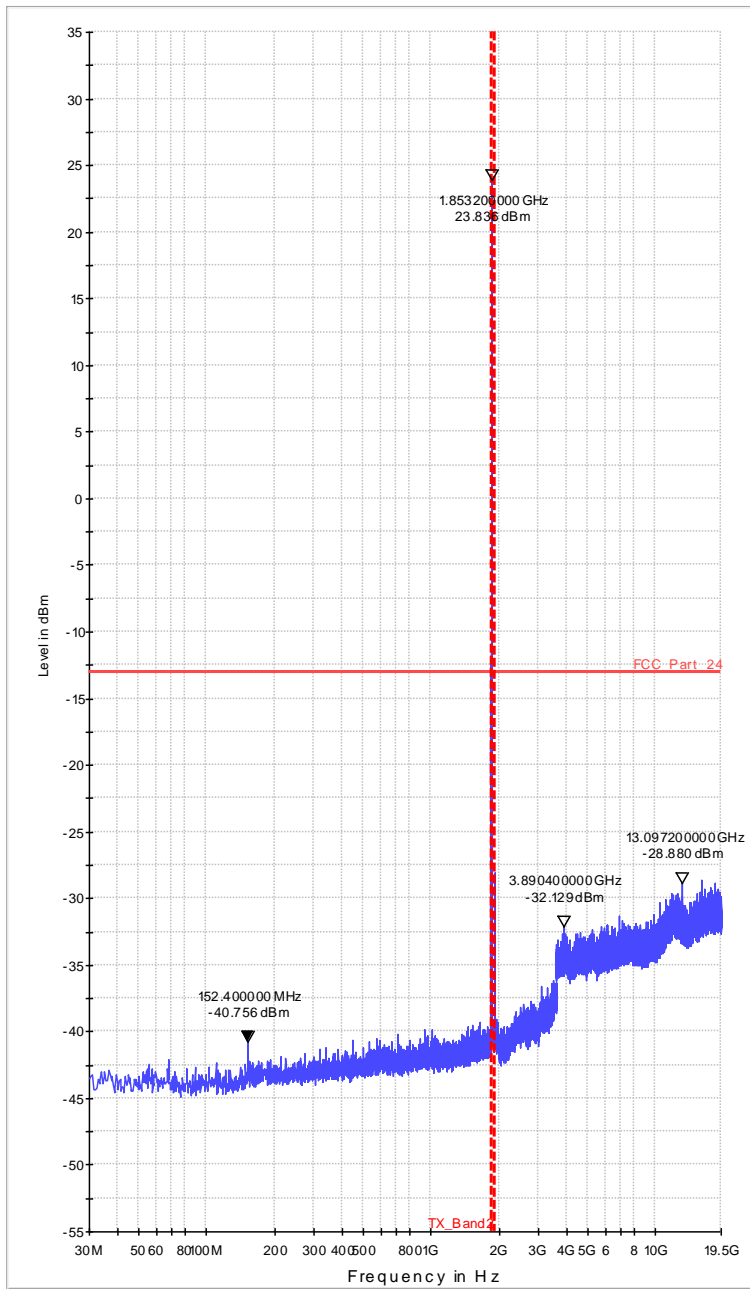
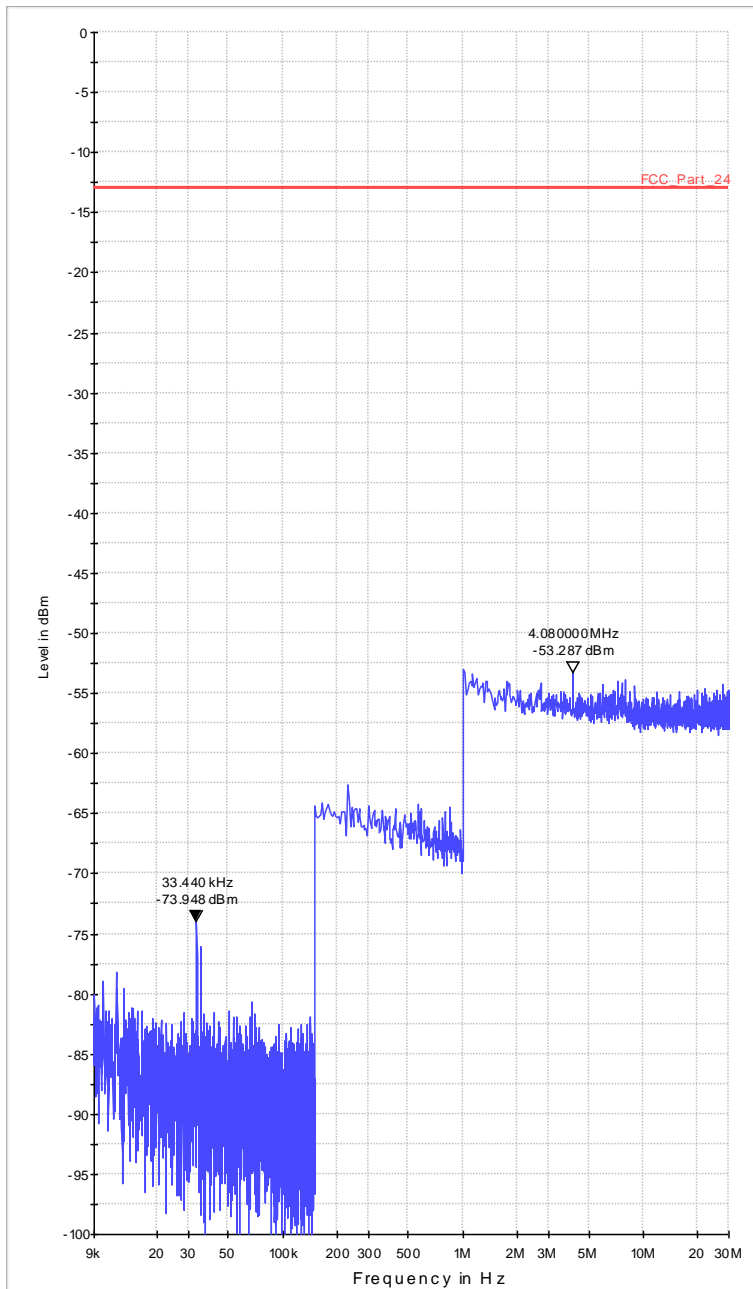
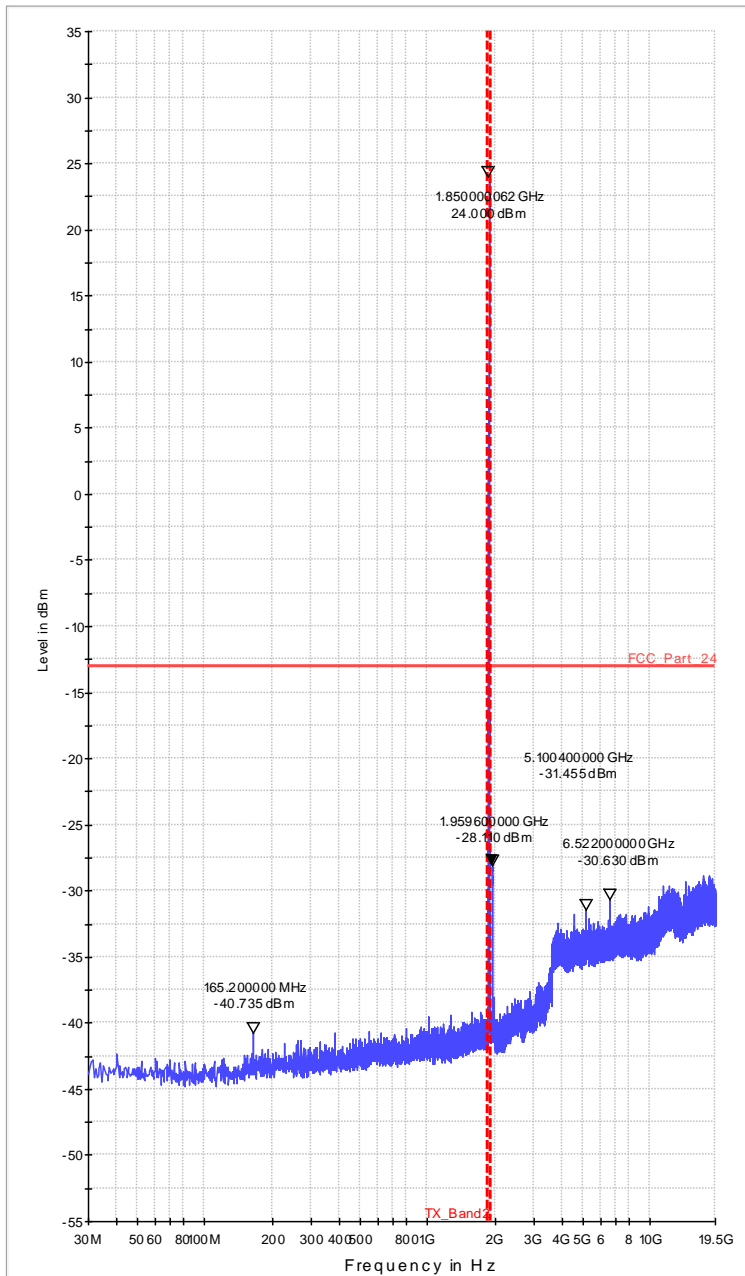


Diagram 36.02\_TX\_Ch9262\_Sweep2

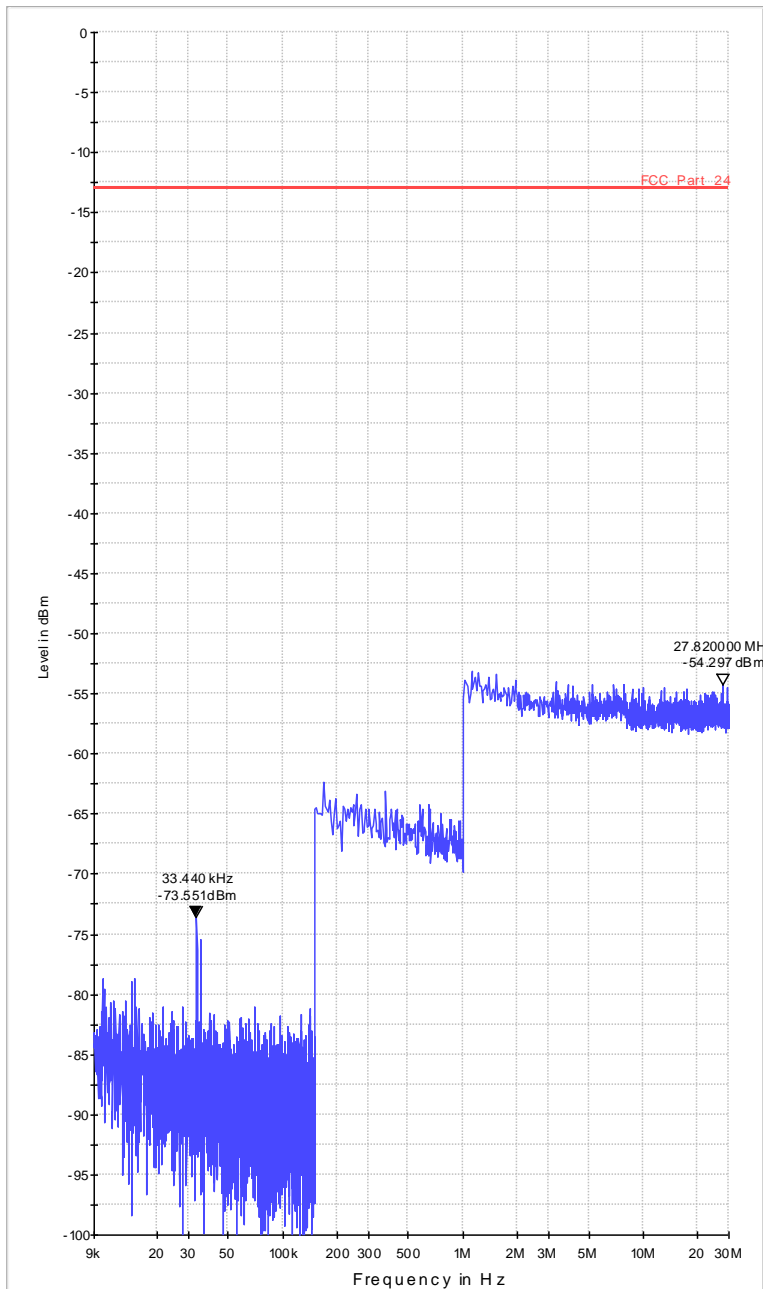


**Diagram 36.03\_TX\_Ch9400\_Sweep1**

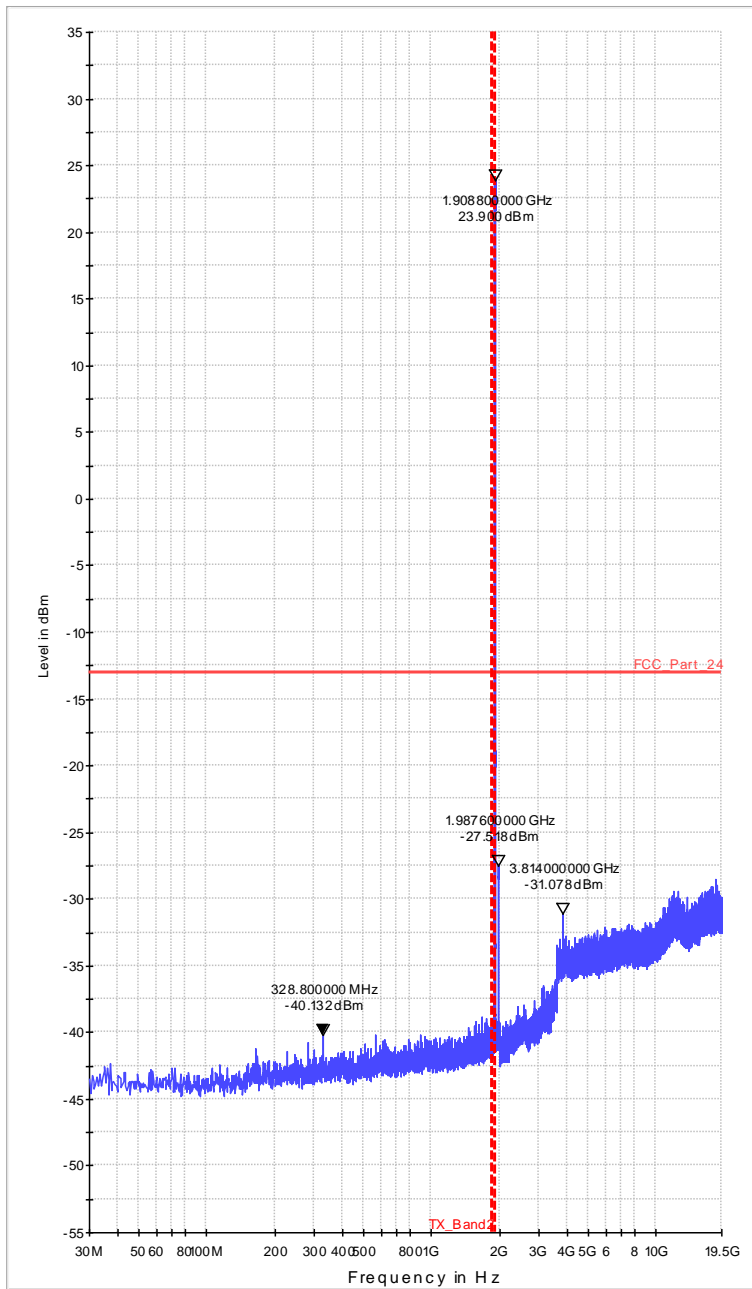




**Diagram 36.04\_TX\_Ch9400\_Sweep2**

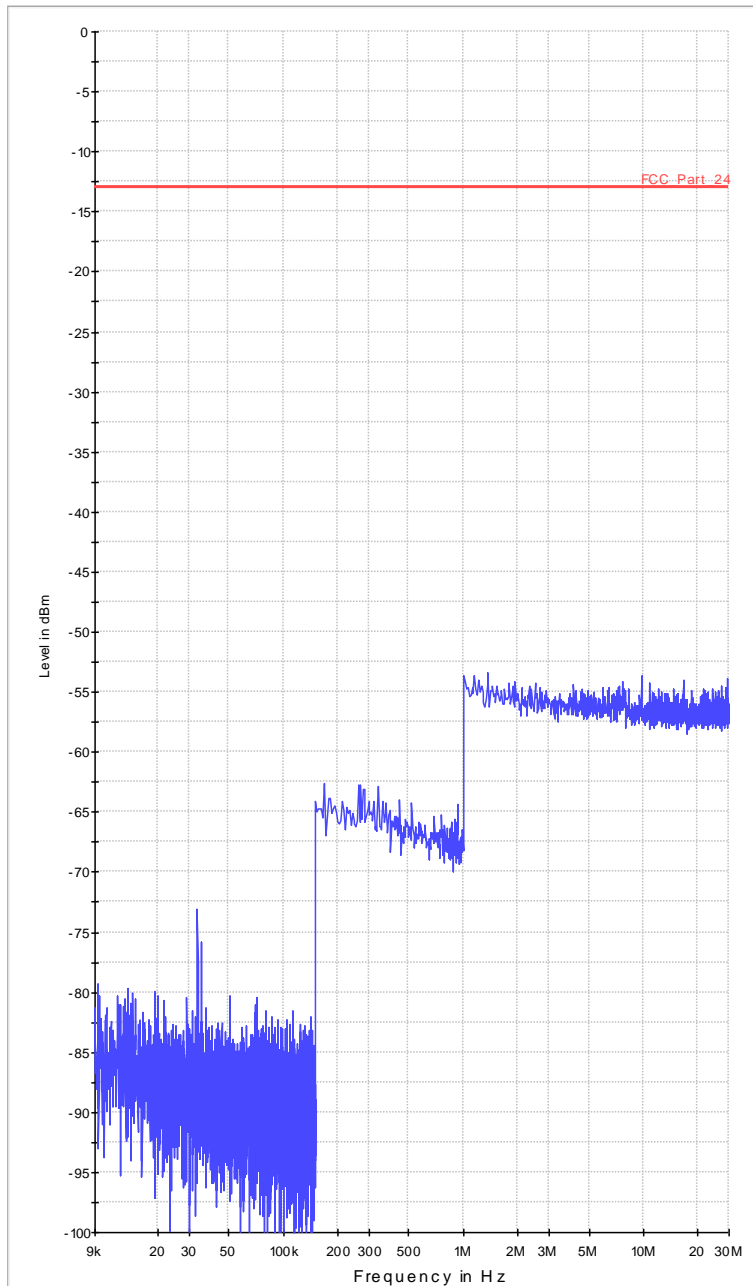


**Diagram 36.05\_TX\_Ch9538\_Sweep1**



**Diagram 36.06\_TX\_Ch9538\_Sweep2**

### 1.9. Spurious emissions conducted on FDD Band V



**Diagram 36.07\_TX\_Ch4132\_Sweep1**

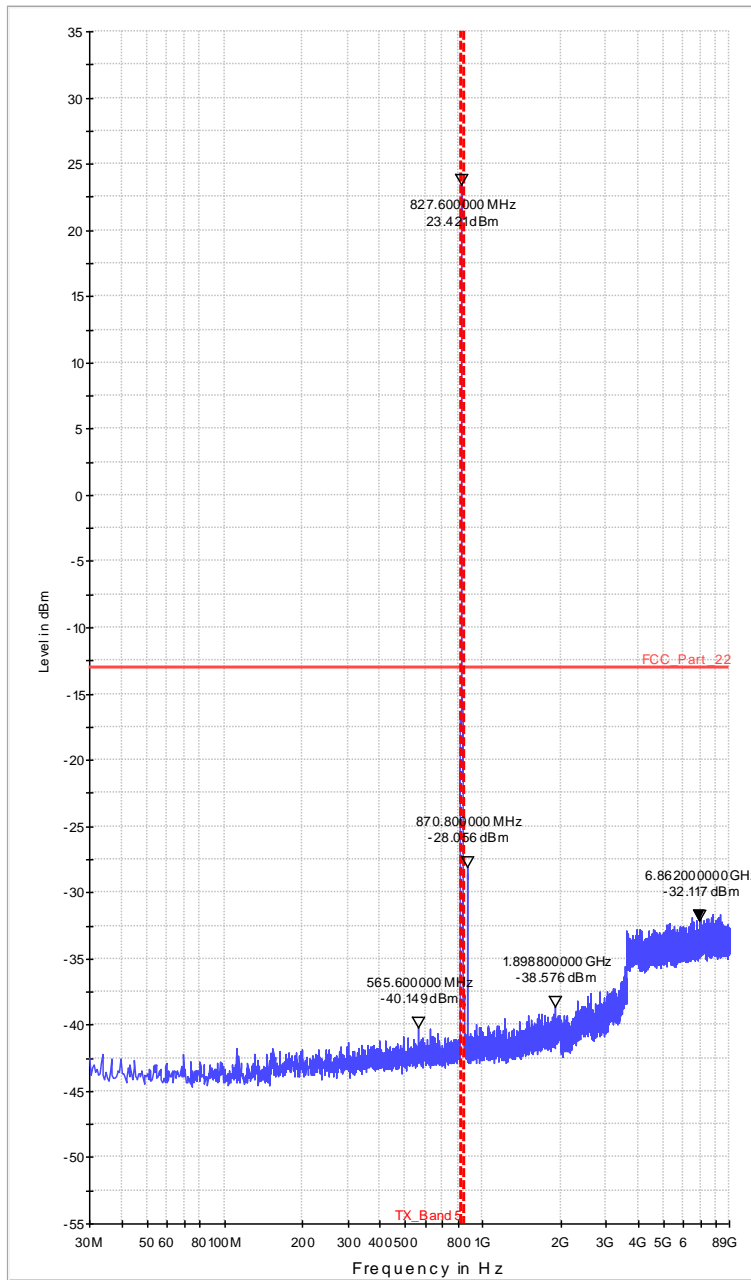


Diagram 36.08\_TX\_Ch4132\_Sweep2

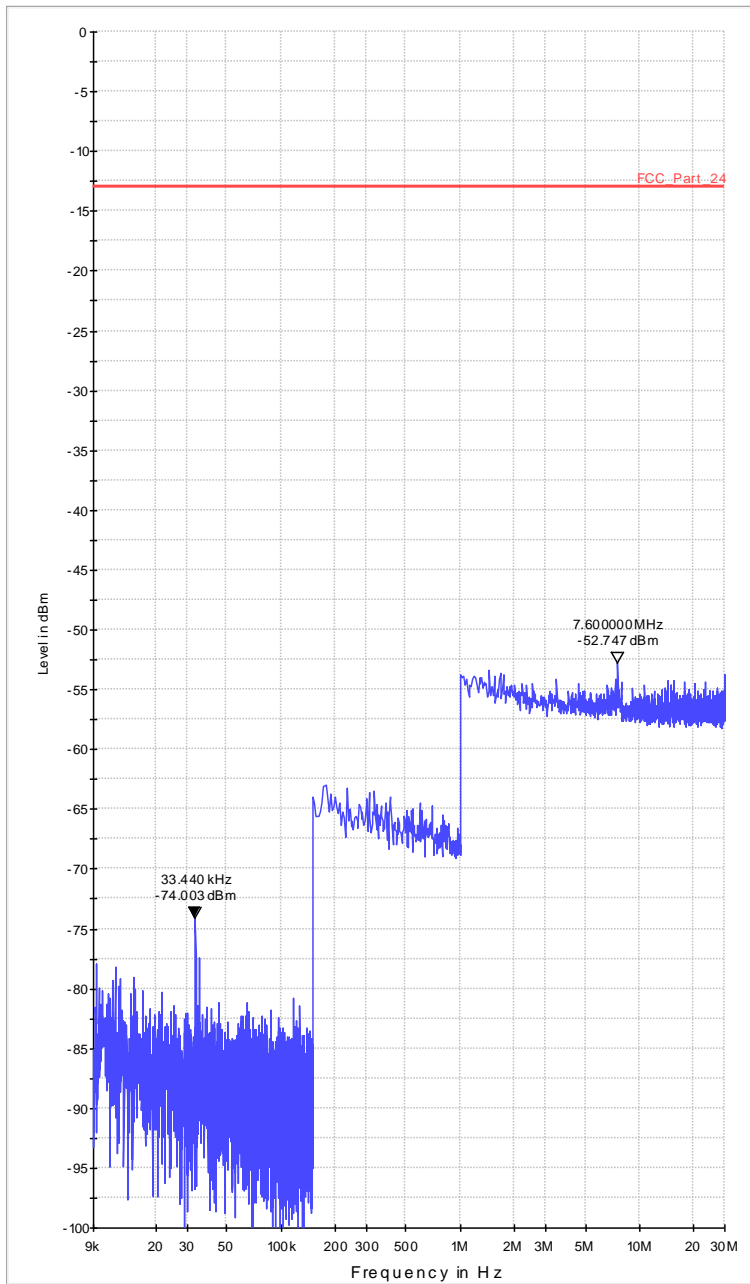


Diagram 36.09\_TX\_Ch4185\_Sweep1

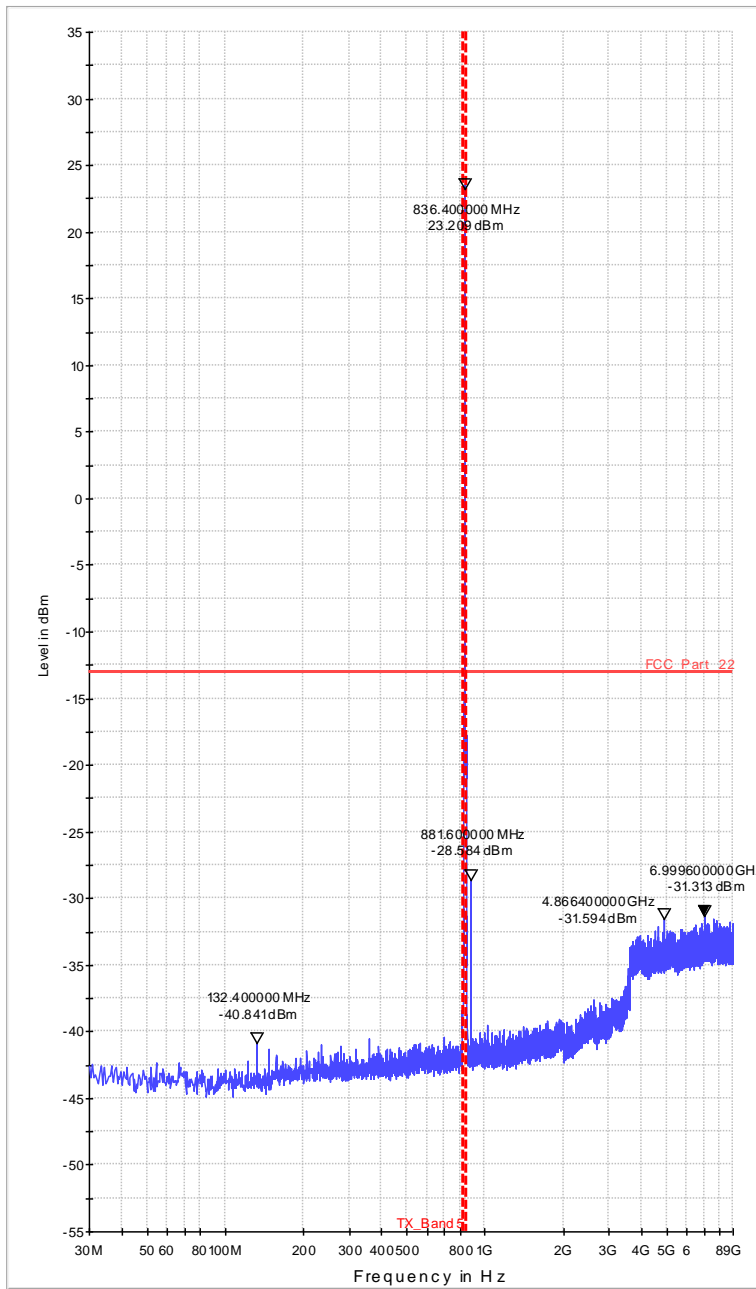
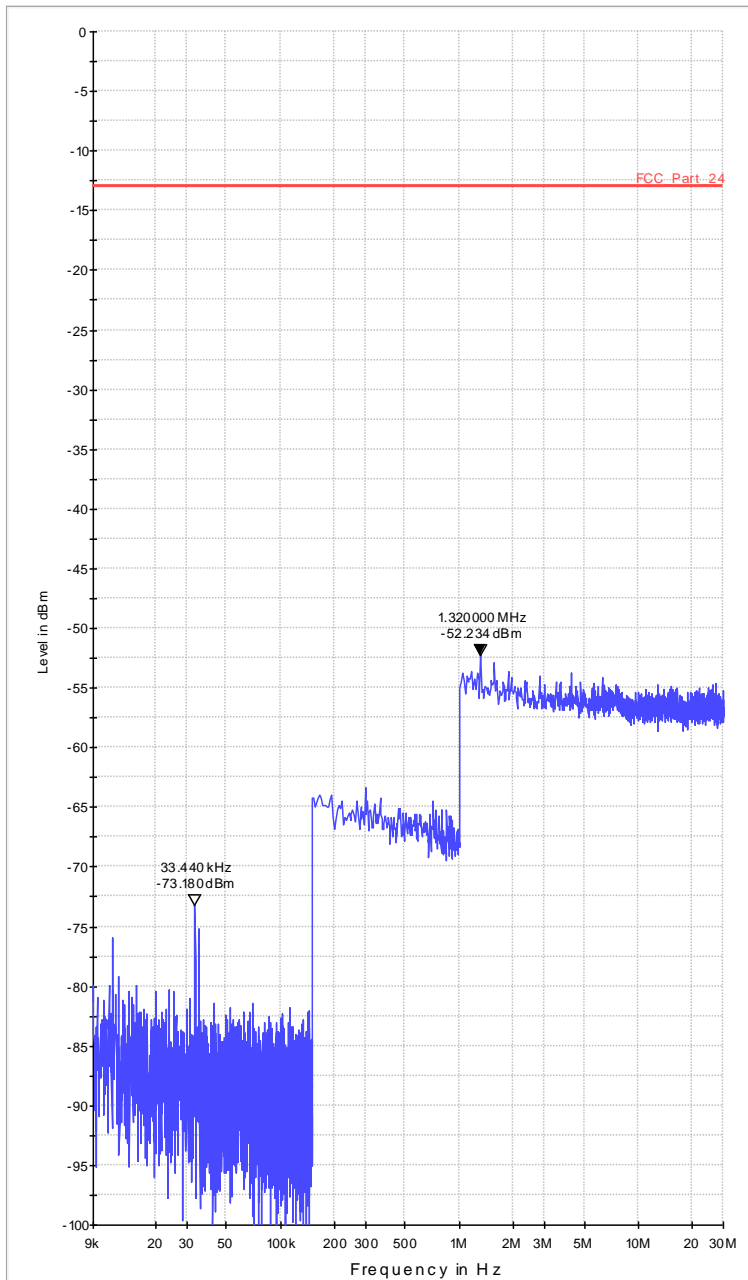
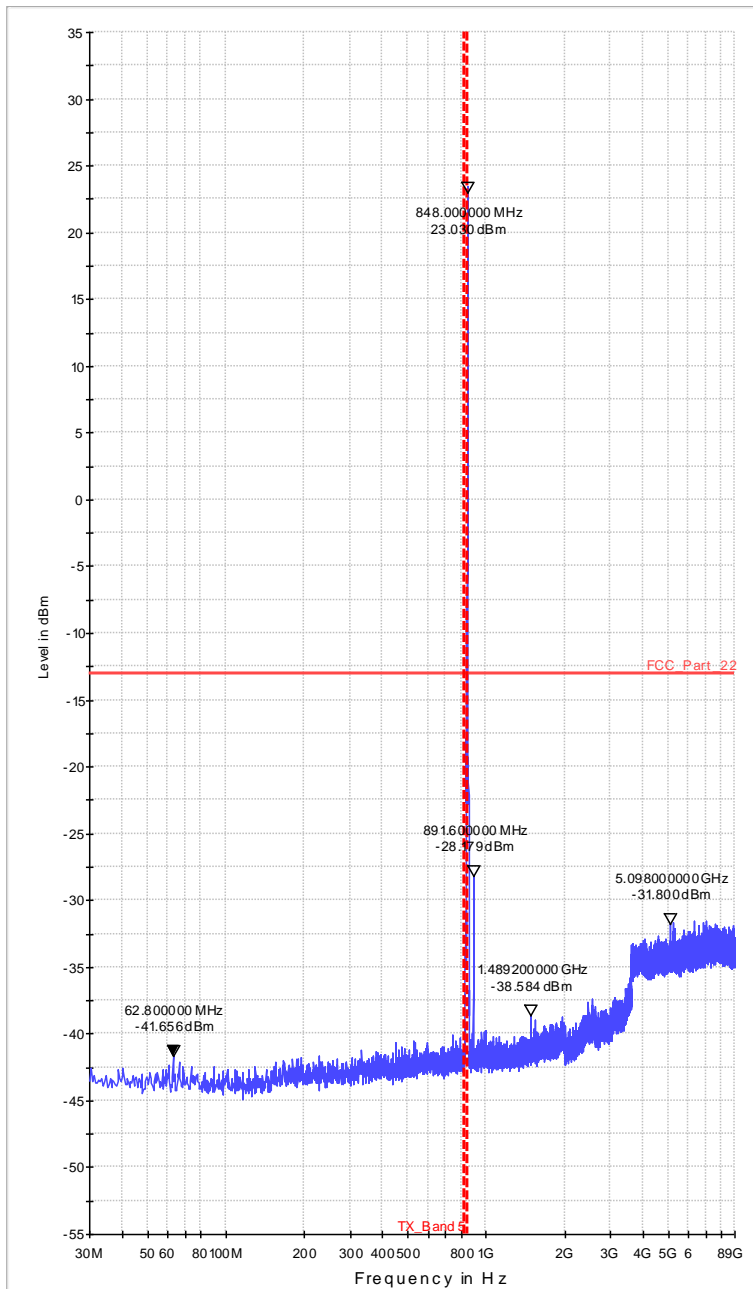


Diagram 36.10\_TX\_Ch4185\_Sweep2



**Diagram 36.11\_TX\_Ch4233\_Sweep1**





**Diagram 36.12\_TX\_Ch4233\_Sweep2**

### 1.10. Conducted emissions on FDD Band II band-edge

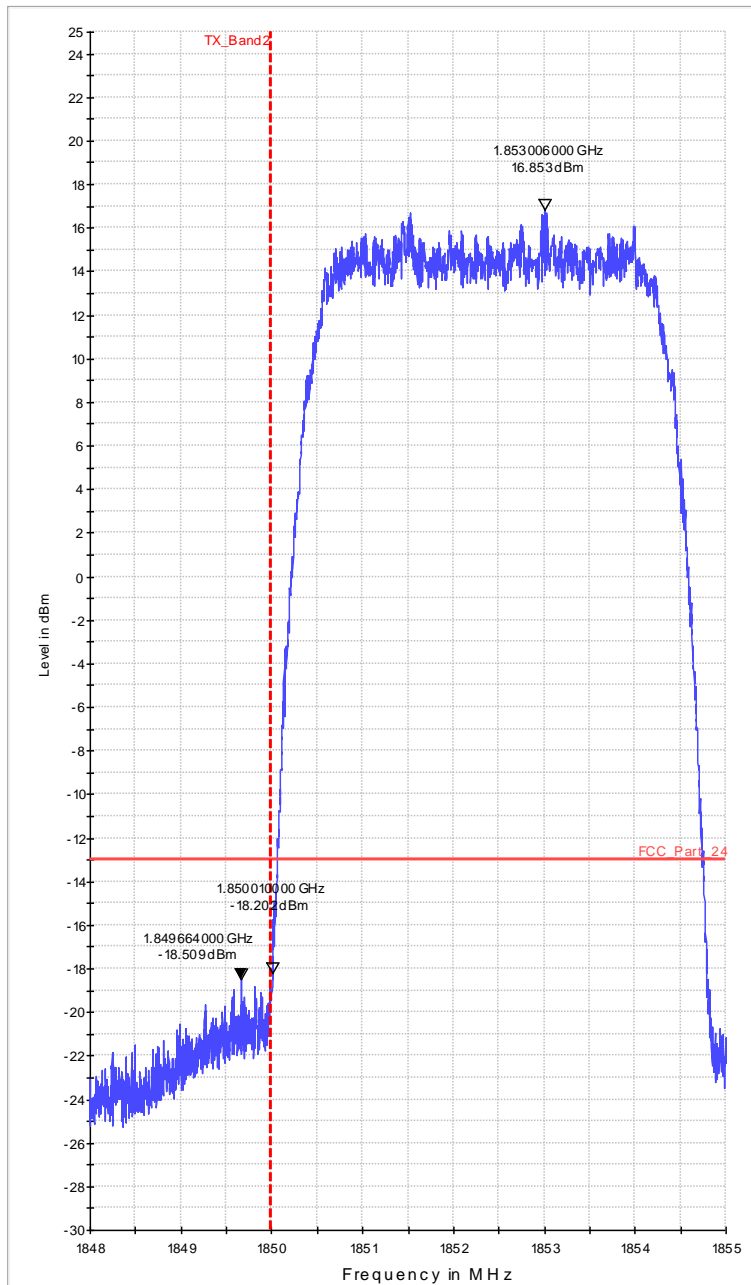
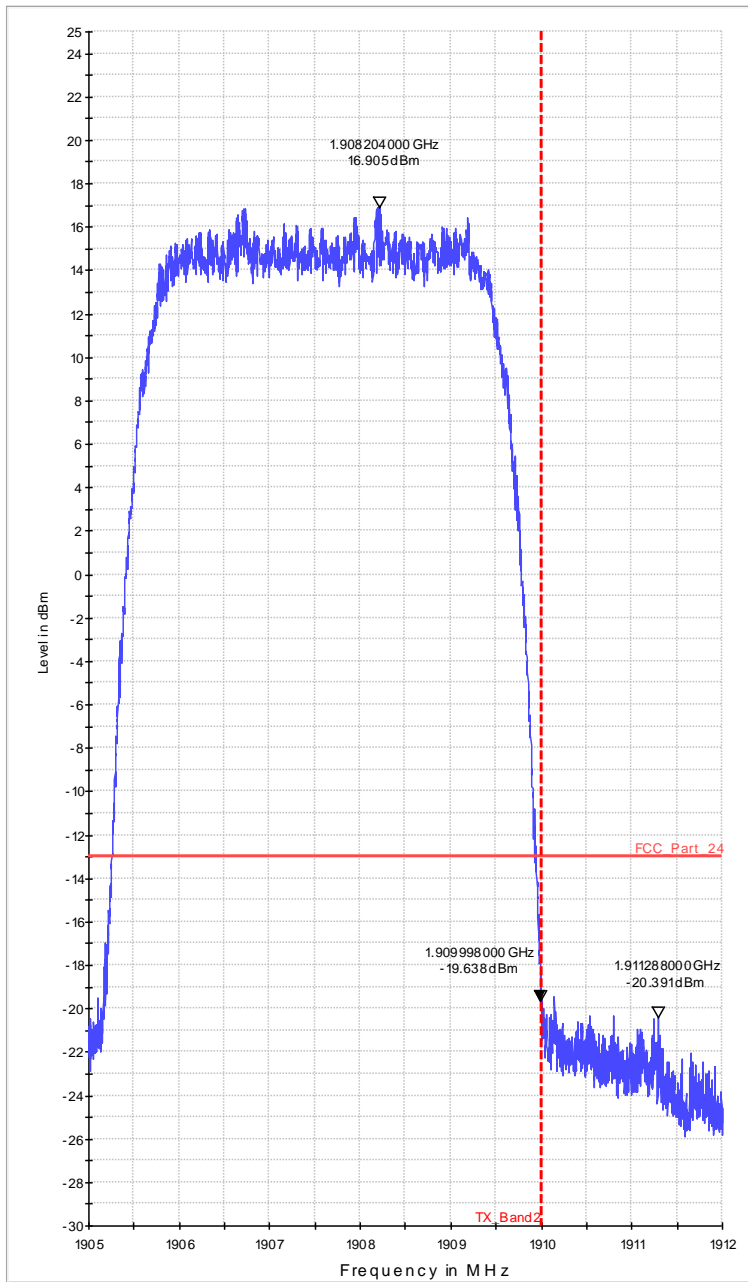


Diagram 37.01\_BE\_Ch9262



**Diagram 37.02\_BE\_Ch9538**

### 1.11. Conducted emissions on FDD Band V band-edge

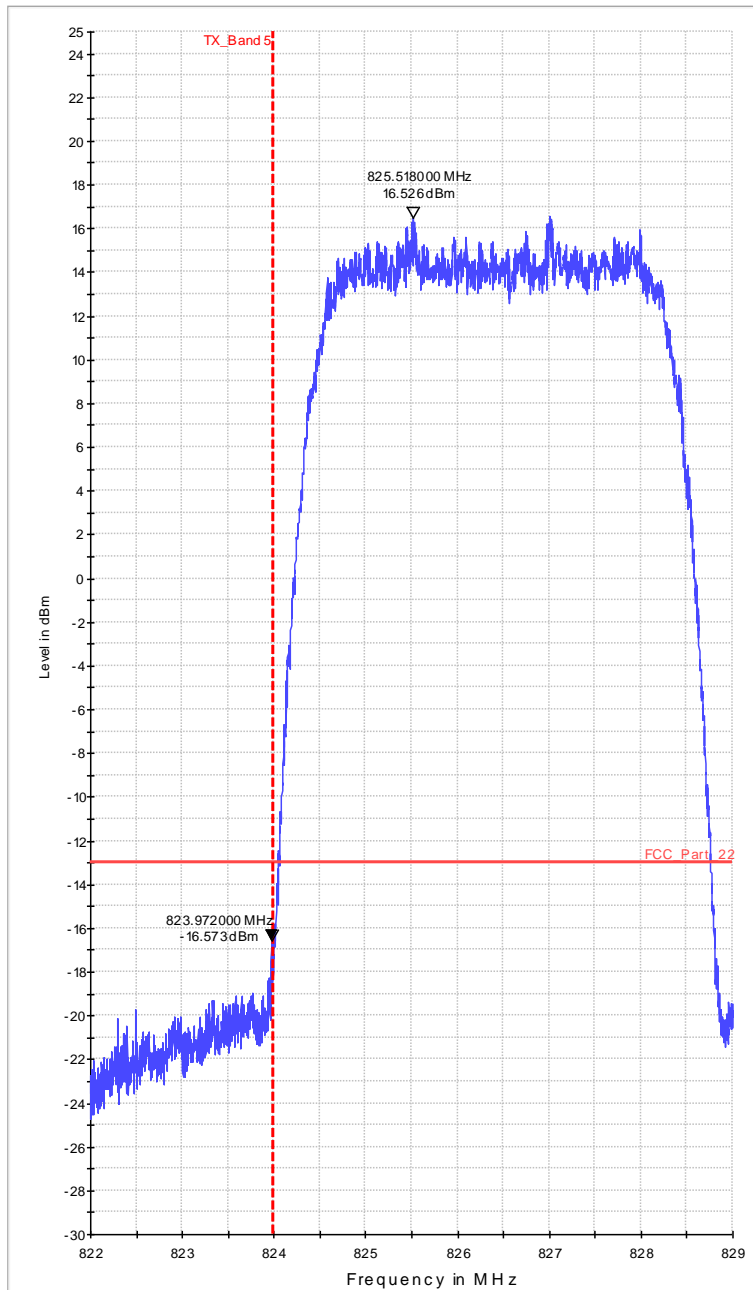
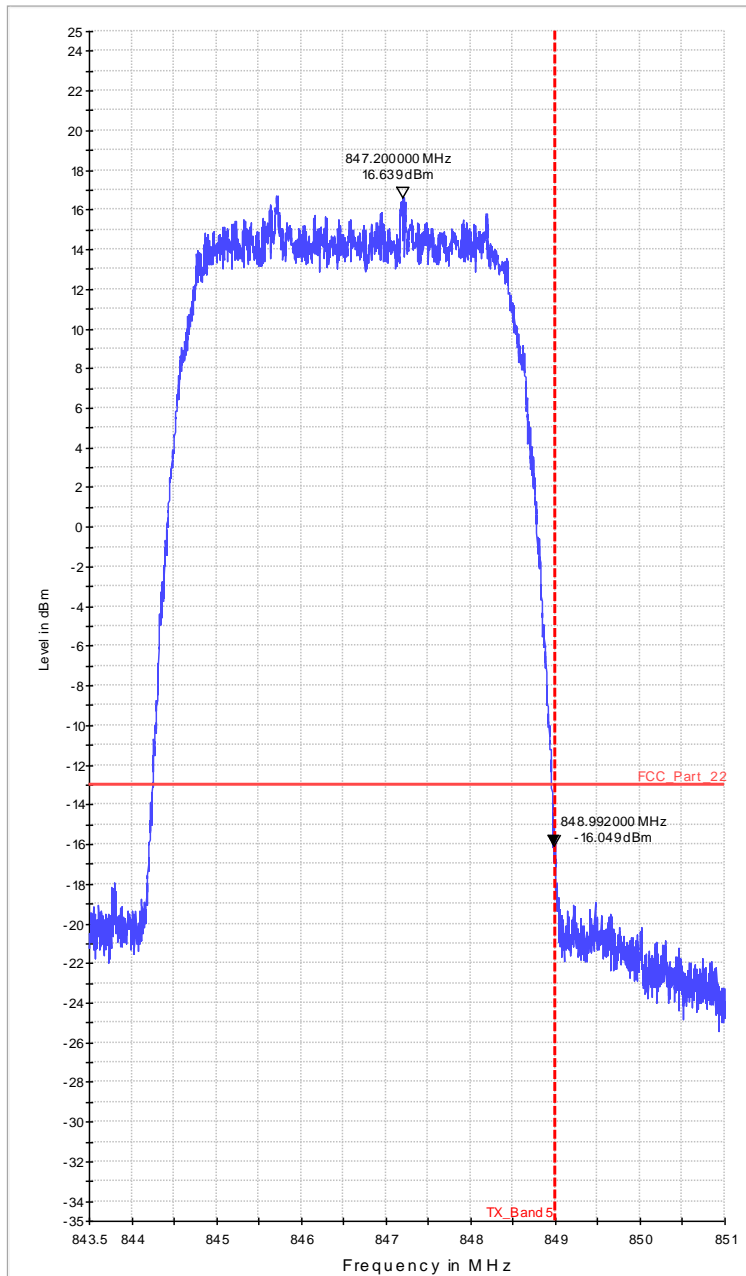


Diagram 37.03\_BE\_Ch4132



**Diagram 37.04\_BE\_Ch4233**

## 1.12. Magnetic field strength emissions

### 1.12.1. FDD 2

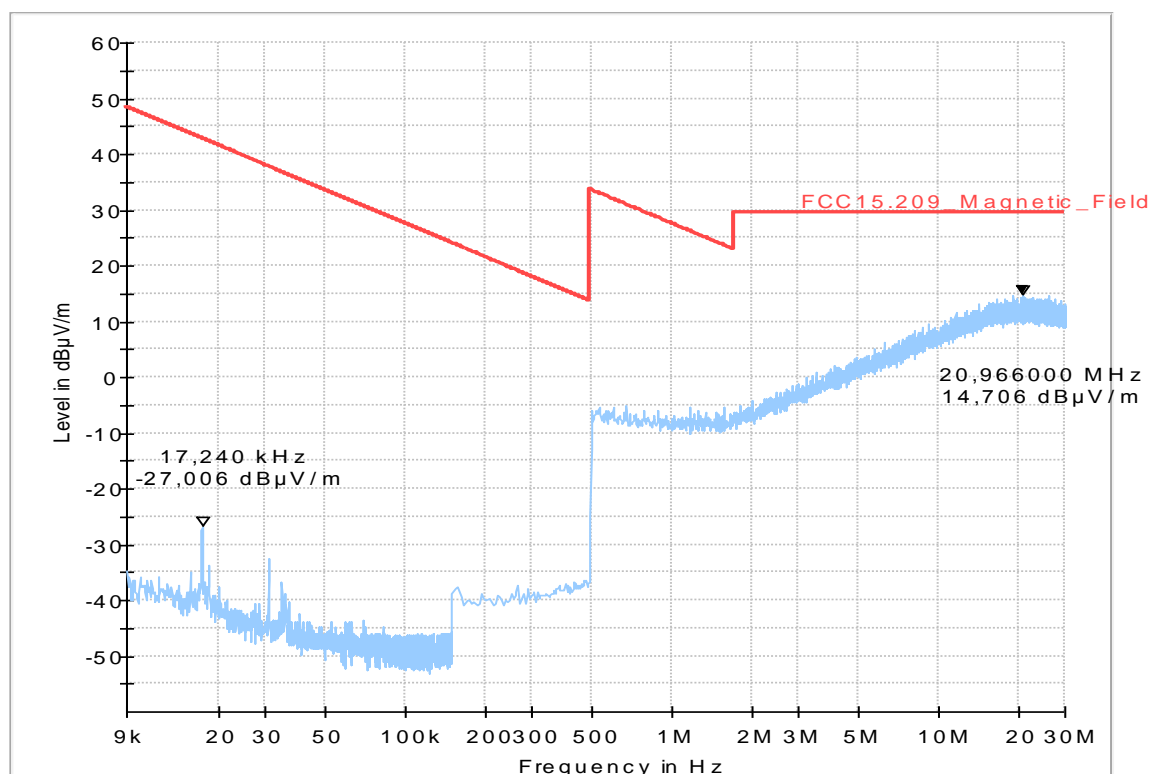
## 2.20\_Low\_Channel

### Common Information

Test Description:	Magnetic Field Strength Measurement related to 30/300 m distance
Test site and distance:	Ref.-Nr. 441 Semi Anechoic Room (SAR) with 3 m measurement distance
Version of Testsoftware:	EMC32 V9.25.0
Distance correction:	used accord. table, pls. see test report
Technical Data:	Please see page 2 for detailed data of measurement setup
Rec. antenna (pre-scan):	height 1.00 m, parallel and 90° to EUT polarisation
Used filter:	bypass
Test specification:	FCC 15.205 § 15.209; RSS-Gen: Issue 4
Operating Conditions:	Ch9262, Voice
Power during tests:	120V AC, 3.8V DC
Operator Name:	RIs
Comment:	FDDII_L

### EUT Information

Manufacturer:	u-blox AG
Model:	SARA-U201
Type:	GSM/WCDMA module
-----	
EUT:	-
HW version:	261A01
SW version:	23.56
SVN:	-
Config:	-
Serial number:	357520070020959
Connected Interfaces:	Antenna GSATT1505001611 and Headset
Power Supply:	3.8V DC
Comments:	-



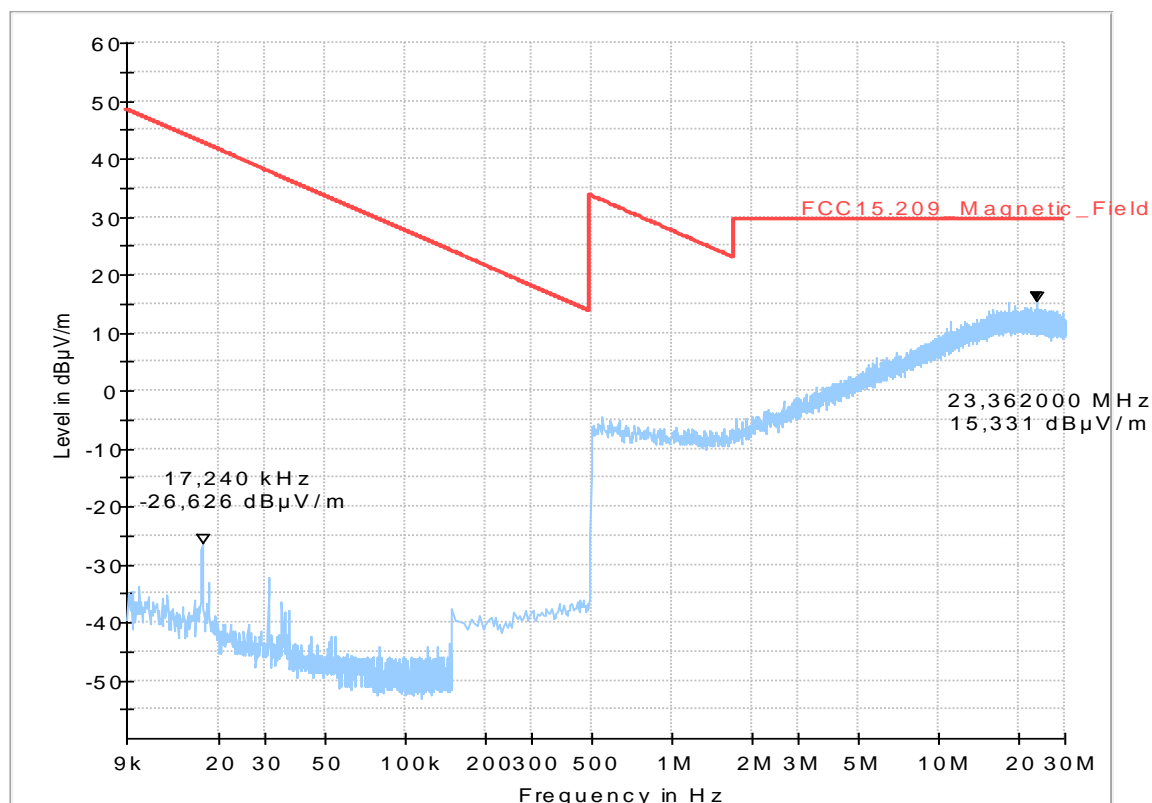
## Diagram 2.21\_Middle\_Channel

### Common Information

Test Description:	Magnetic Field Strength Measurement related to 30/300 m distance
Test site and distance:	Ref.-Nr. 441 Semi Anechoic Room (SAR) with 3 m measurement distance
Version of Testsoftware:	EMC32 V9.25.0
Distance correction:	used accord. table, pls. see test report
Technical Data:	Please see page 2 for detailed data of measurement setup
Rec. antenna (pre-scan):	height 1.00 m, parallel and 90° to EUT polarisation
Used filter:	bypass
Test specification:	FCC 15.205 § 15.209; RSS-Gen: Issue 4
Operating Conditions:	Ch9400, Voice
Power during tests:	120V AC, 3.8V DC
Operator Name:	RIs
Comment:	FDDII_M

### EUT Information

Manufacturer:	u-blox AG
Model:	SARA-U201
Type:	GSM/WCDMA module
-----	
EUT:	-
HW version:	261A01
SW version:	23.56
SVN:	-
Config:	-
Serial number:	357520070020959
Connected Interfaces:	Antenna GSATT1505001611 and Headset
Power Supply:	3.8V DC
Comments:	-



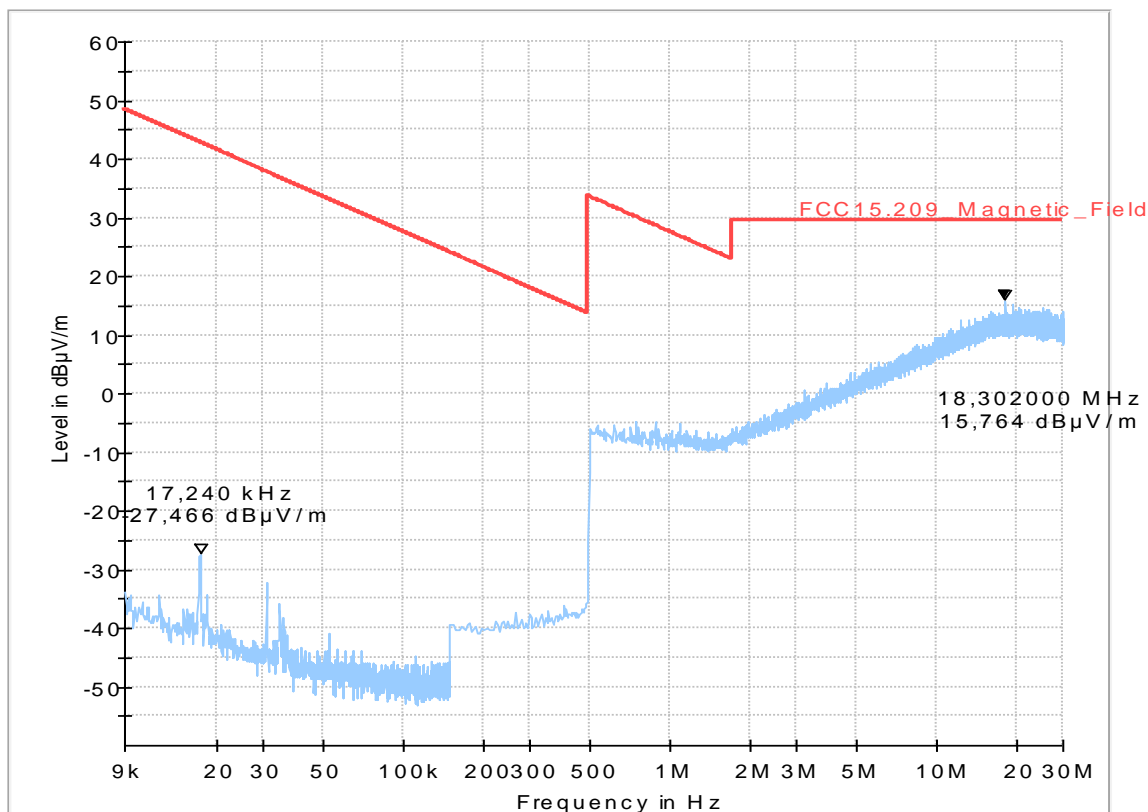
## Diagram 2.22\_High\_Channel

### Common Information

Test Description:	Magnetic Field Strength Measurement related to 30/300 m distance
Test site and distance:	Ref.-Nr. 441 Semi Anechoic Room (SAR) with 3 m measurement distance
Version of Testsoftware:	EMC32 V9.25.0
Distance correction:	used accord. table, pls. see test report
Technical Data:	Please see page 2 for detailed data of measurement setup
Rec. antenna (pre-scan):	height 1.00 m, parallel and 90° to EUT polarisation
Used filter:	bypass
Test specification:	FCC 15.205 § 15.209; RSS-Gen: Issue 4
Operating Conditions:	Ch9538, Voice
Power during tests:	120V AC, 3.8V DC
Operator Name:	RLs
Comment:	FDDII_H

### EUT Information

Manufacturer:	u-blox AG
Model:	SARA-U201
Type:	GSM/WCDMA module
-----	
EUT:	-
HW version:	261A01
SW version:	23.56
SVN:	-
Config:	-
Serial number:	357520070020959
Connected Interfaces:	Antenna GSATT1505001611 and Headset
Power Supply:	3.8V DC
Comments:	-





1.12.2. FDD 5

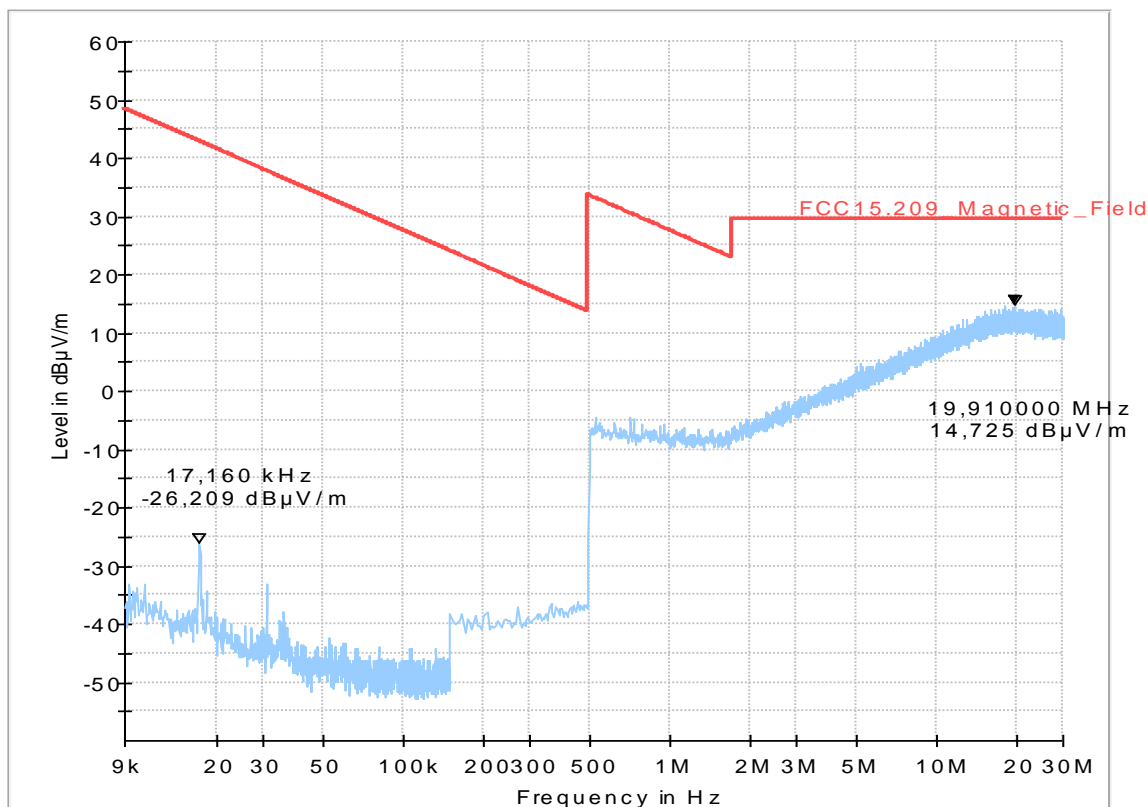
### Diagram 2.50\_Low\_Channel

**Common Information**

Test Description:	Magnetic Field Strength Measurement related to 30/300 m distance
Test site and distance:	Ref.-Nr. 441 Semi Anechoic Room (SAR) with 3 m measurement distance
Version of Testsoftware:	EMC32 V9.25.0
Distance correction:	used accord. table, pls. see test report
Technical Data:	Please see page 2 for detailed data of measurement setup
Rec. antenna (pre-scan):	height 1.00 m, parallel and 90° to EUT polarisation
Used filter:	bypass
Test specification:	FCC 15.205 § 15.209; RSS-Gen: Issue 4
Operating Conditions:	Ch4132, Voice
Power during tests:	12V DC, 3.8V DC
Operator Name:	RIs
Comment:	

**EUT Information**

Manufacturer:	u-blox AG
Model:	SARA-U201
Type:	GSM/WCDMA module
-----	
EUT:	-
HW version:	261A01
SW version:	23.56
SVN:	-
Config:	-
Serial number:	357520070020959
Connected Interfaces:	Antenna GSATT1505001611 and Headset
Power Supply:	3.8V DC
Comments:	-



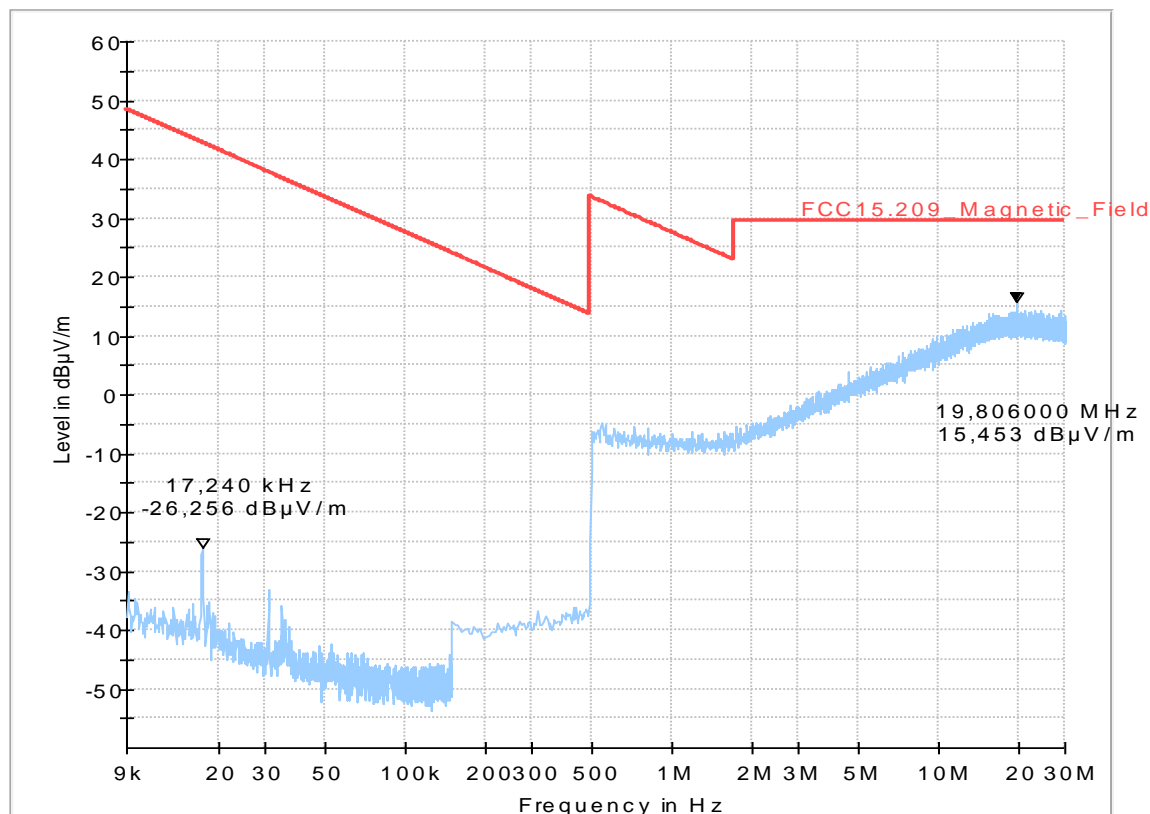
## Diagram 2.51\_Middle\_Channel

### Common Information

Test Description:	Magnetic Field Strength Measurement related to 30/300 m distance
Test site and distance:	Ref.-Nr. 441 Semi Anechoic Room (SAR) with 3 m measurement distance
Version of Testsoftware:	EMC32 V9.25.0
Distance correction:	used accord. table, pls. see test report
Technical Data:	Please see page 2 for detailed data of measurement setup
Rec. antenna (pre-scan):	height 1.00 m, parallel and 90° to EUT polarisation
Used filter:	bypass
Test specification:	FCC 15.205 § 15.209; RSS-Gen: Issue 4
Operating Conditions:	Ch4183, Voice
Power during tests:	12V DC, 3.8V DC
Operator Name:	RI
Comment:	

### EUT Information

Manufacturer:	u-blox AG
Model:	SARA-U201
Type:	GSM/WCDMA module
-----	
EUT:	-
HW version:	261A01
SW version:	23.56
SVN:	-
Config:	-
Serial number:	357520070020959
Connected Interfaces:	Antenna GSATT1505001611 and Headset
Power Supply:	3.8V DC
Comments:	-



## Diagram 2.52\_High\_Channel

### Common Information

Test Description:	Magnetic Field Strength Measurement related to 30/300 m distance
Test site and distance:	Ref.-Nr. 441 Semi Anechoic Room (SAR) with 3 m measurement distance
Version of Testsoftware:	EMC32 V9.25.0
Distance correction:	used accord. table, pls. see test report
Technical Data:	Please see page 2 for detailed data of measurement setup
Rec. antenna (pre-scan):	height 1.00 m, parallel and 90° to EUT polarisation
Used filter:	bypass
Test specification:	FCC 15.205 § 15.209; RSS-Gen: Issue 4
Operating Conditions:	Ch4233, Voice
Power during tests:	12V DC, 3.8V DC
Operator Name:	RI
Comment:	

### EUT Information

Manufacturer:	u-blox AG
Model:	SARA-U201
Type:	GSM/WCDMA module
-----	
EUT:	-
HW version:	261A01
SW version:	23.56
SVN:	-
Config:	-
Serial number:	357520070020959
Connected Interfaces:	Antenna GSATT1505001611 and Headset
Power Supply:	3.8V DC
Comments:	-

