



FCC 47 CFR PART 15 SUBPART C

TEST REPORT

For

Product Name: Wireless Router

Brand Name: UTT

Model No.: AC750W

Series Model: AC751W,AC1200W,AC1750W,AC1751W

FCC ID: XPF-REG02-UTT

Test Report Number:

C140516R02-RPW

Issued for

Shanghai UTT Technologies Co.,Ltd

Room 301,No.9 Building,No.518,Xinzhuan Rd,Songjiang District,Shanghai,China

Issued by

Compliance Certification Services Inc.

Kun shan Laboratory

No.10 Weiye Rd., Innovation park, Eco&Tec,
Development Zone, Kunshan City, Jiangsu, China

TEL: 86-512-57355888

FAX: 86-512-57370818



TESTING CERT #2541.01

Note: This report shall not be reproduced except in full, without the written approval of Compliance Certification Services Inc. This document may be altered or revised by Compliance Certification Services Inc. personnel only, and shall be noted in the revision section of the document. The client should not use it to claim product endorsement by A2LA or any government agencies. The test results in the report only apply to the tested sample.



TABLE OF CONTENTS

1.	TEST RESULT CERTIFICATION.....	3
2.	EUT DESCRIPTION.....	4
3.	TEST METHODOLOGY	5
3.1.	EUT CONFIGURATION	5
3.2.	EUT EXERCISE	5
3.3.	GENERAL TEST PROCEDURES.....	5
3.4.	FCC PART 15.205 RESTRICTED BANDS OF OPERATIONS.....	6
3.5.	DESCRIPTION OF TEST MODES.....	7
3.6.	ANTENNA DESCRIPTION	8
4.	INSTRUMENT CALIBRATION.....	8
4.1.	MEASURING INSTRUMENT CALIBRATION	8
5.	FACILITIES AND ACCREDITATIONS	10
5.1.	FACILITIES	10
5.2.	EQUIPMENT.....	10
5.3.	LABORATORY ACCREDITATIONS AND LISTING	10
5.4.	TABLE OF ACCREDITATIONS AND LISTINGS	11
6.	SETUP OF EQUIPMENT UNDER TEST.....	12
6.1.	SETUP CONFIGURATION OF EUT.....	12
6.2.	SUPPORT EQUIPMENT.....	12
4.	FCC PART 15.247 REQUIREMENTS.....	13
4.1.	6DB BANDWIDTH	13
4.2.	PEAK POWER	32
4.3.	PEAK POWER SPECTRAL DENSITY	51
4.4.	SPURIOUS EMISSIONS	70
4.5.	RADIATED EMISSIONS	135
4.6.	POWERLINE CONDUCTED EMISSIONS	157



1. TEST RESULT CERTIFICATION

Product Name:	Wireless Router
Trade Name:	UTT
Model Name.:	AC750W
Series Model:	AC751W,AC1200W,AC1750W,AC1751W
Applicant Discrepancy:	Initial
Device Category:	Mobile Device
Date of Test:	June 4, 2014 ~ July 13, 2014
Applicant:	Shanghai UTT Technologies Co.,Ltd Room 301,No.9 Building,No.518,Xinzhuan Rd,Songjiang District,Shanghai,China
Manufacturer:	Shanghai UTT Technologies Co.,Ltd Room 301,No.9 Building,No.518,Xinzhuan Rd,Songjiang District,Shanghai,China
Application Type:	Certification

APPLICABLE STANDARDS

STANDARD	TEST RESULT
FCC 47 CFR Part 15 Subpart C	No non-compliance noted

We hereby certify that:

The above equipment was tested by Compliance Certification Services Inc. The test data, data evaluation, test procedures, and equipment configurations shown in this report were made in accordance with the procedures given in ANSI C63.4: 2009 and the energy emitted by the sample EUT tested as described in this report is in compliance with the requirements of FCC Rules Part 15.207, 15.209, 15.247.

The test results of this report relate only to the tested sample EUT identified in this report.

Approved by:

Tested by:

Jeff.Fang
RF Manager
Compliance Certification Service Inc.

James.Yan
Test Engineer
Compliance Certification Service Inc.



2. EUT DESCRIPTION

Product Name:	Wireless Router
Brand Name:	UTT
Model Name:	AC750W
Series Model:	AC751W,AC1200W,AC1750W,AC1751W
Model Discrepancy:	Only for market segment
Power Adapter Power Rating :	Model:FJ-SW1201500E Input: AC 100V~240V 50/60Hz 0.6A Output:DC 12V 1500mA
Frequency Range:	2.4G:2412MHz-2462MHz 5 G:5725MHz-5850MHz
Transmit Power:	IEEE 802.11a mode: 21.13 dBm IEEE 802.11b mode: 23.45 dBm IEEE 802.11g mode: 23.24 dBm IEEE 802.11n HT20 mode: 22.39 dBm IEEE 802.11n HT40 mode: 22.01 dBm 802.11an Standard-20 MHz Channel mode:20.31dBm 802.11an Wide-40 MHz Channel mode: 20.41dBm
Modulation Technique:	802.11b mode: DSSS (1,2,5.5 and 11 Mbps) 802.11g mode: DSSS /OFDM (6,9,12,18,24,36,48 and 54 Mbps) 802.11n HT20 mode: OFDM (6.5,13,19.5,26,39,52,58.5 and 65 Mbps) 802.11n HT40 mode: OFDM (13.5,27,40.5,54,81,108,121.5 and 135 Mbps) 802.11a mode: OFDM (6,9,12,18,24,36,48 and 54 Mbps) 802.11an Standard-20 MHz Channel mode: OFDM (6.5,13,19.5,26,39,52,58.5 and 65 Mbps) 802.11an Wide-40 MHz Channel mode: OFDM (13.5,27,40.5,54,81,108,121.5 and 135 Mbps)
Number of Channels:	IEEE 802.11b/g/n HT20 mode: 11 Channels IEEE 802.11n HT40 mode: 7 Channels IEEE 802.11a mode: 5 Channels 802.11an 20MHz/ac 20MHz mode: 5 Channels 802.11an 40MHz/ac 40MHz mode: 3 Channels
Antenna Specification:	Dipole antennas for 2.4GHz Gain 7 dBi and Dipole antennas for 5 GHz Gain 7 dBi

Remark:

1.The sample selected for test was engineering sample that approximated to production product and was provided by manufacturer.

2.This submittal(s) (test report) is intended for **FCC ID: XPF-REG02-UTT** filing to comply with Section 15.207, 15.209 and 15.247 of the FCC Part 15, Subpart C Rules.



3. TEST METHODOLOGY

The tests documented in this report were performed in accordance with ANSI C63.4 2009 and FCC CFR 47 15.207, 15.209 and 15.247.

3.1. EUT CONFIGURATION

The EUT configuration for testing is installed on RF field strength measurement to meet the Commissions requirement and operating in a manner that intends to maximize its emission characteristics in a continuous normal application.

3.2. EUT EXERCISE

The EUT was operated in the engineering mode to fix the TX frequency that was for the purpose of the measurements.

According to its specifications, the EUT must comply with the requirements of the Section 15.207, 15.209 and 15.247 under the FCC Rules Part 15 Subpart C.

3.3. GENERAL TEST PROCEDURES

Conducted Emissions

The EUT is placed on the turntable, which is 0.8 m above ground plane. According to the requirements in Section 13.1.4.1 of ANSI C63.4 2009 Conducted emissions from the EUT measured in the frequency range between 0.15 MHz and 30MHz using CISPR Quasi-peak and average detector modes.

Radiated Emissions

The EUT is placed on a turn table, which is 0.8 m above ground plane. The turntable shall rotate 360 degrees to determine the position of maximum emission level. EUT is set 3m away from the receiving antenna, which varied from 1m to 4m to find out the highest emission. And also, each emission was to be maximized by changing the polarization of receiving antenna both horizontal and vertical. In order to find out the maximum emissions, exploratory radiated emission measurements were made according to the requirements in Section 13.1.4.1 of ANSI C63.4 2009.



3.4.FCC PART 15.205 RESTRICTED BANDS OF OPERATIONS

Except as shown in paragraph (d) of this section, only spurious emissions are permitted in any of the frequency bands listed below:

MHz	MHz	MHz	GHz
0.090 - 0.110	16.42 - 16.423	399.9 - 410	4.5 - 5.15
¹ 0.495 - 0.505	16.69475 - 16.69525	608 - 614	5.35 - 5.46
2.1735 - 2.1905	16.80425 - 16.80475	960 - 1240	7.25 - 7.75
4.125 - 4.128	25.5 - 25.67	1300 - 1427	8.025 - 8.5
4.17725 - 4.17775	37.5 - 38.25	1435 - 1626.5	9.0 - 9.2
4.20725 - 4.20775	73 - 74.6	1645.5 - 1646.5	9.3 - 9.5
6.215 - 6.218	74.8 - 75.2	1660 - 1710	10.6 - 12.7
6.26775 - 6.26825	108 - 121.94	1718.8 - 1722.2	13.25 - 13.4
6.31175 - 6.31225	123 - 138	2200 - 2300	14.47 - 14.5
8.291 - 8.294	149.9 - 150.05	2310 - 2390	15.35 - 16.2
8.362 - 8.366	156.52475 - 156.52525	2483.5 - 2500	17.7 - 21.4
8.37625 - 8.38675	156.7 - 156.9	2655 - 2900	22.01 - 23.12
8.41425 - 8.41475	162.0125 - 167.17	3260 - 3267	23.6 - 24.0
12.29 - 12.293	167.72 - 173.2	3332 - 3339	31.2 - 31.8
12.51975 - 12.52025	240 - 285	3345.8 - 3358	36.43 - 36.5
12.57675 - 12.57725	322 - 335.4	3600 - 4400	(²)
13.36 - 13.41			

¹ Until February 1, 1999, this restricted band shall be 0.490-0.510 MHz.

² Above 38.6

Except as provided in paragraphs (d) and (e), the field strength of emissions appearing within these frequency bands shall not exceed the limits shown in Section 15.209. At frequencies equal to or less than 1000 MHz, compliance with the limits in Section 15.209 shall be demonstrated using measurement instrumentation employing a CISPR quasi-peak detector. Above 1000 MHz, compliance with the emission limits in Section 15.209 shall be demonstrated based on the average value of the measured emissions. The provisions in Section 15.35 apply to these measurements.



3.5.DESCRPTION OF TEST MODES

The EUT transmitting and receiving with two antennas simultaneously working at b/g/n mode, so 2x2 configuration was used for all testing in this report.

The worst-case data rates are determined to be as follows for each mode based on investigation by measuring the average power, peak power and PSD across all data rates, bandwidths, and modulations.

The worst-case data rates:

IEEE802.11b mode:

Channel Low (2412MHz)

Channel Mid (2437MHz)

Channel High (2462MHz) with 11Mbps data rate was chosen for full testing.

IEEE802.11g mode:

Channel Low (2412MHz)

Channel Mid (2437MHz)

Channel High (2462MHz) with 54Mbps data rate was chosen for full testing.

IEEE802.11a mode:

Channel low (5745MHz),

Channel mid (5785MHz)

Channel high (5825MHz) with 54Mbps data rate was chosen for full testing.

Draft 802.11gn Standard-20 MHz Channel mode:

Channel Low (2412MHz)

Channel Mid (2437MHz)

Channel High (2462MHz) with 65Mbps data rate was chosen for full testing.

Draft 802.11gn Wide-40 MHz Channel mode:

Channel Low (2422MHz)

Channel Mid (2437MHz)

Channel High (2452MHz) with 135Mbps data rate was chosen for full testing.

802.11an Standard -20 MHz Channel mode:

Channel low (5745MHz),

Channel mid (5785MHz)

Channel high (5825MHz) with MCS9 data rate was chosen for full testing.

802.11an Wide-40 MHz Channel mode:


Channel Low (5755MHz),

Channel High (5795MHz) with MCS9 data rate was chosen for full testing.



3.6.ANTENNA DESCRIPTION

Antenna specifications meet the requirements of 15.203



2.4G Antenna 0

5G Antenna

2.4G Antenna 1

4. INSTRUMENT CALIBRATION

4.1.MEASURING INSTRUMENT CALIBRATION

The measuring equipment, which was utilized in performing the tests documented herein, has been calibrated in accordance with the manufacturer's recommendations for utilizing calibration equipment, which is traceable to recognized national standards.

Equipment Used for Emissions Measurement

Conducted Emissions Test Site				
Name of Equipment	Manufacturer	Model	Serial Number	Calibration Due
Spectrum Analyzer	Agilent	E4446A	MY44020154	2015-4-9
DETECTOR NEGATIVE	Agilent	8473B	MY42240176	2015-5-11
OSCILLOSCOPE	Agilent	DSO6104A	MY44002585	2015-3-16
Power Sensor	Anritsu	MA2411A	0917072	2015-6-3
Power Meter	Agilent	U2021XA	MY53120005	2014-9-13
Power SPLITTER	Mini-Circuits	ZN2PD-9G	SF078500430	N.C.R
DC Power Supply	AGILENT	E3632A	MY50340053	N.C.R
Temp. / Humidity Chamber	TERCHY	MHK-120AK	X30109	2015-1-22
Test Software	EZ-EMC			



977 Chamber				
Name of Equipment	Manufacturer	Model	Serial Number	Calibration Due
Spectrum Analyzer	Agilent	E4446A	MY44020154	2014-11-13
EMI Test Receiver	R&S	ESCI	101378	2015-1-22
Pre-Amplifier	MINI	ZFL-1000VH2	d041703	2015-1-22
Pre-Amplifier	Miteq	JS41-00101800-32-10P	1675713	2015-1-22
Bilog Antenna	Sunol	JB1	A062604	2015-3-6
Horn-antenna	SCHWARZBECK	BBHA9120D	D:266	2015-3-7
Turn Table	CT	CT123	4165	N.C.R
Antenna Tower	CT	CTERG23	3256	N.C.R
Controller	CT	CT100	95637	N.C.R
Test Software	EZ-EMC			

Conducted Emission				
Name of Equipment	Manufacturer	Model	Serial Number	Calibration Due
EMI TEST RECEIVER	R&S	ESCI	100781	2015-3-16
V (V-LISN)	SCHWARZBECK	NNLK 8129	8129-143	N.C.R
LISN (EUT)	FCC	FCC-LISN-50/250-50-2-02	05012	2015-3-16
Pulse LIMITER	R&S	ESH3-Z2	100524	2014-9-25
Test Software	EZ-EMC			

Remark: The measurement uncertainty is less than +/- 2.81dB, which is evaluated as per the NAMAS NIS 81 and CISPR/A/291/CDV.

Expanded Uncertainty (95% CONFIDENCE INTERVAL): K=2



5. FACILITIES AND ACCREDITATIONS

5.1.FACILITIES

All measurement facilities used to collect the measurement data are located at CCS China Kunshan Lab at 10#Weiye Rd, Innovation Park Eco. & Tec. Development Zone

Kunshan city JiangSu, (215300), CHINA.

The sites are constructed in conformance with the requirements of ANSI C63.7, ANSI C63.4 2009 and CISPR Publication 22.

5.2.EQUIPMENT

Radiated emissions are measured with one or more of the following types of linearly polarized antennas: tuned dipole, biconical, log periodic, bi-log, and/or ridged waveguide, horn. Spectrum analyzers with pre-selectors and quasi-peak detectors are used to perform radiated measurements.

Conducted emissions are measured with Line Impedance Stabilization Networks and EMI Test Receivers.

Calibrated wideband preamplifiers, coaxial cables, and coaxial attenuators are also used for making measurements.



All receiving equipment conforms to CISPR Publication 16-1, "Radio Interference Measuring Apparatus and Measurement Methods."

5.3.LABORATORY ACCREDITATIONS AND LISTING

The test facilities used to perform radiated and conducted emissions tests are accredited by American Association for Laboratory Accreditation Program for the specific scope accreditation under Lab Code: 200581-0 to perform Electromagnetic Interference tests according to FCC Part 15 and CISPR 22 requirements. In addition, the test facilities are listed with Industry Canada, Certification and Engineering Bureau, IC5743 for 10m chamber 10m, IC5743 for 10m chamber 3m.



5.4.TABLE OF ACCREDITATIONS AND LISTINGS

Country	Agency	Scope of Accreditation	Logo
USA	A2LA	47 CFR FCC Part 15/18 (using ANSI C63.4 :2009); VCCI V3; CNS 13438; CNS 13439; CNS 13803; CISPR 11; EN 55011; CISPR 13; EN 55013; CISPR 22:2005; CISPR 22:1997 +A1 :2000+A2 :2002; EN 55022:2006; EN55022 :1998 +A1 :2001+A2 :2003; EN 61000-6-3 (excluding discontinuous interference); EN 61000-6-4; AS/NZS CISPR 22; CAN/CSA-CEI/IEC CISPR 22; EN 61000-3-2; EN 61000-3-3; EN550024; EN 61000-4-2; EN 61000-4-3; EN61000-4-4; EN 61000-4-5; EN 61000-4-6; IEC 61000-4-8; EN 61000-4-11; IEC61000-3-2; IEC61000-3-3; IEC 61000-4-2; IEC 61000-4-3; IEC 61000-4-4; IEC 61000-4-5; IEC 61000-4-6; IEC 61000-4-8; IEC 61000-4-11; EN 300 220-3; EN 300 328; EN 300 330-2; EN 300 440-1; EN 300-440-2; EN 300 893; EN 301 489-01; EN 301 489-3; EN 301 489-07; EN 301 489-17; 47 CFR FCC Part 15, 22, 24	 TESTING CERT #2541.01
USA	FCC	3/10 meter Sites to perform FCC Part 15/18 measurements	 93105, 90471
Japan	VCCI	3/10 meter Sites and conducted test sites to perform radiated/conducted measurements	VCCI R-1600 C-1707 G-216

* No part of this report may be used to claim or imply product endorsement by A2LA or any agency of the US Government.



6. SETUP OF EQUIPMENT UNDER TEST

6.1.SETUP CONFIGURATION OF EUT

See test photographs attached in Appendix 1 for the actual connections between EUT and support equipment.

6.2.SUPPORT EQUIPMENT

No.	Device Type	Brand	Model	Series No.	FCC ID
1.	Notebook	DELL	E5430	CN8YYW1	N/A

Remark:

2. All the equipment/cables were placed in the worst-case configuration to maximize the emission during the test.
3. Grounding was established in accordance with the manufacturer's requirements and conditions for the intended use.



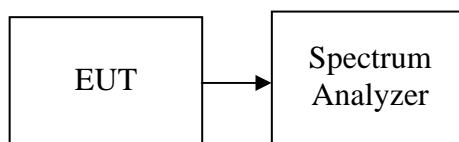
4. FCC PART 15.247 REQUIREMENTS

4.1.6DB BANDWIDTH

LIMIT

According to §15.247(a)(2), systems using digital modulation techniques may operate in the 902 - 928 MHz, and 2400 - 2483.5 MHz bands, and 5725 - 5850 MHz bands. The minimum 6dB bandwidth shall be at least 500kHz.

Test Configuration



TEST PROCEDURE

The transmitter output is connected to the spectrum analyzer. The RBW is set to 1% to 3% of the selected span. The VBW is set to 3 times the RBW. The sweep time is occupied.

TEST RESULTS

No non-compliance noted

Test Data

IEEE 802.11b mode /Chain 0

Channel	Frequency (MHz)	Bandwidth (MHz)	Limit (kHz)	Result
Low	2412	9.385	>500	PASS
Mid	2437	9.349		PASS
High	2462	9.355		PASS

IEEE 802.11b mode /Chain 1

Channel	Frequency (MHz)	Bandwidth (MHz)	Limit (kHz)	Result
Low	2412	9.333	>500	PASS
Mid	2437	9.359		PASS
High	2462	9.353		PASS

IEEE 802.11g mode /Chain 0

Channel	Frequency (MHz)	Bandwidth (MHz)	Limit (kHz)	Result
Low	2412	16.619	>500	PASS
Mid	2437	16.610		PASS
High	2462	16.607		PASS

IEEE 802.11g mode /Chain 1

Channel	Frequency (MHz)	Bandwidth (MHz)	Limit (kHz)	Result
Low	2412	16.619	>500	PASS
Mid	2437	16.609		PASS
High	2462	16.607		PASS

**draft 802.11n Standard-20 MHz Channel mode / Chain 0**

Channel	Frequency (MHz)	Bandwidth (MHz)	Limit (kHz)	Result
Low	2412	17.725	>500	PASS
Mid	2437	17.734		PASS
High	2462	17.743		PASS

draft 802.11n Standard-20 MHz Channel mode / Chain 1

Channel	Frequency (MHz)	Bandwidth (MHz)	Limit (kHz)	Result
Low	2412	17.756	>500	PASS
Mid	2437	17.733		PASS
High	2462	17.728		PASS

draft 802.11n wide-40 MHz Channel mode / Chain 0

Channel	Frequency (MHz)	Bandwidth (MHz)	Limit (kHz)	Result
Low	2422	36.566	>500	PASS
Mid	2437	36.563		PASS
High	2452	36.542		PASS

draft 802.11n wide-40 MHz Channel mode / Chain 1

Channel	Frequency (MHz)	Bandwidth (MHz)	Limit (kHz)	Result
Low	2422	36.653	>500	PASS
Mid	2437	36.575		PASS
High	2452	36.525		PASS

IEEE 802.11a mode

Channel	Frequency (MHz)	Bandwidth (B) (MHz)	Limit (kHz)	Result
Low	5745	16.321	500	PASS
Mid	5785	16.347		PASS
High	5825	16.386		PASS

802.11an Standard-20 MHz Channel mode

Channel	Frequency (MHz)	Bandwidth (MHz)	Limit (kHz)	Result
Low	5745	17.672	>500	PASS
Mid	5785	17.636		PASS
High	5825	17.676		PASS



802.11an Wide-40 MHz Channel mode

Channel	Frequency (MHz)	Bandwidth (MHz)	Limit (kHz)	Result
Low	5755	36.289	>500	PASS
High	5795	36.212		PASS



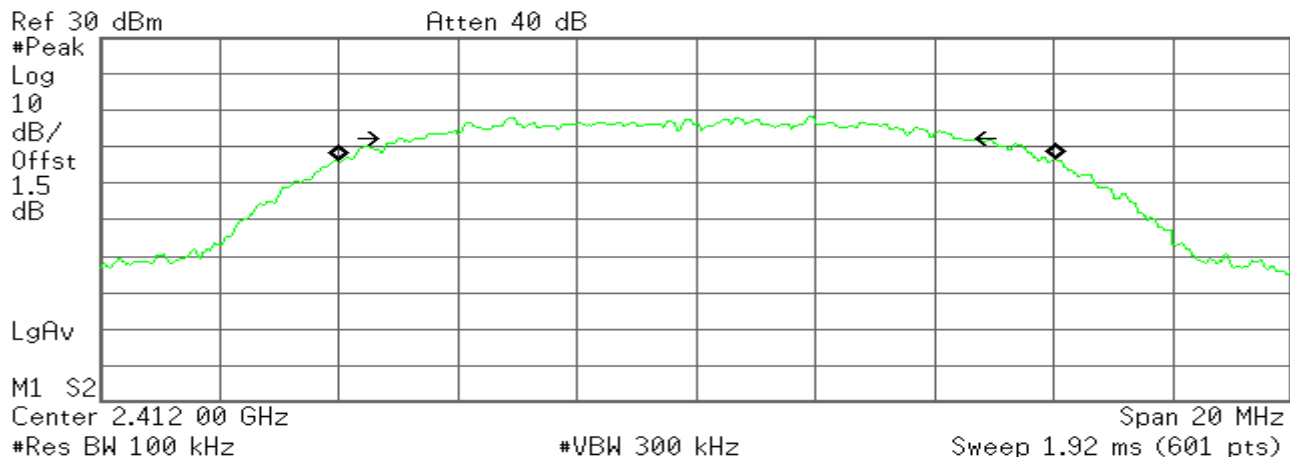
Test Plot

IEEE 802.11b MODE /Chain 0

6dB Bandwidth (CH Low)

* Agilent

R T



Occupied Bandwidth
12.0501 MHz

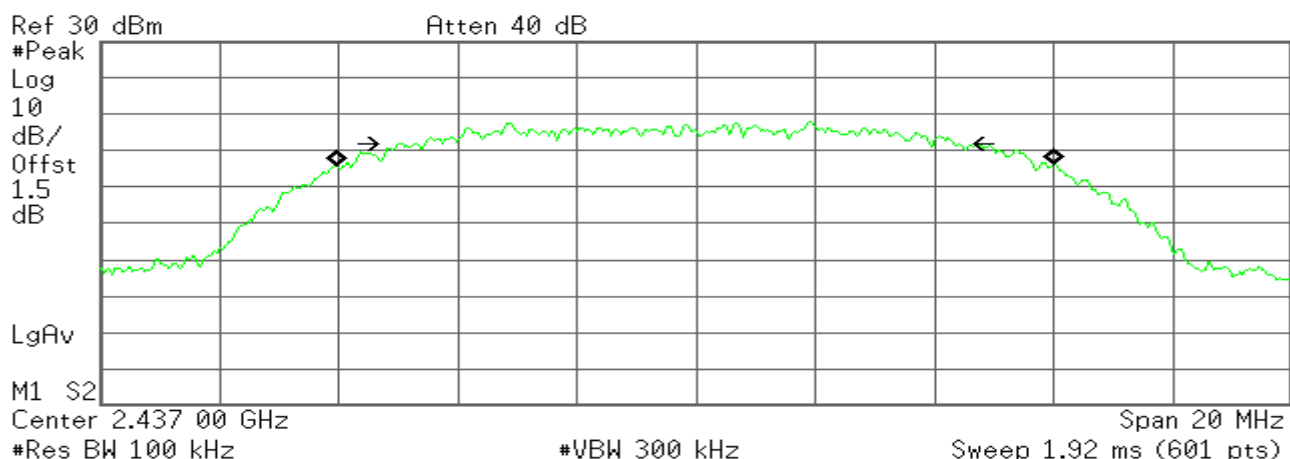
Occ BW % Pwr 99.00 %
x dB -6.00 dB

Transmit Freq Error 10.095 kHz
x dB Bandwidth 9.385 MHz

6dB Bandwidth (CH Mid)

* Agilent

R T



Occupied Bandwidth
12.0527 MHz

Occ BW % Pwr 99.00 %
x dB -6.00 dB

Transmit Freq Error -15.265 kHz
x dB Bandwidth 9.349 MHz



6dB Bandwidth (CH High)

Agilent

R T

Ref 30 dBm

Atten 40 dB

#Peak

Log

10

dB/

Offst

1.5

dB

LgAv

M1 S2

Center 2.462 00 GHz

Span 20 MHz

#Res BW 100 kHz

#VBW 300 kHz

Sweep 1.92 ms (601 pts)

Occupied Bandwidth**12.0607 MHz****Occ BW % Pwr** 99.00 %**x dB** -6.00 dB**Transmit Freq Error**

-18.408 kHz

x dB Bandwidth

9.355 MHz

IEEE 802.11b MODE /Chain 1

6dB Bandwidth (CH Low)

Agilent

R T

Ref 30 dBm

Atten 40 dB

#Peak

Log

10

dB/

Offst

1.5

dB

LgAv

M1 S2

Center 2.412 00 GHz

Span 20 MHz

#Res BW 100 kHz

#VBW 300 kHz

Sweep 1.92 ms (601 pts)

Occupied Bandwidth**12.0601 MHz****Occ BW % Pwr** 99.00 %**x dB** -6.00 dB**Transmit Freq Error**

-6.446 kHz

x dB Bandwidth

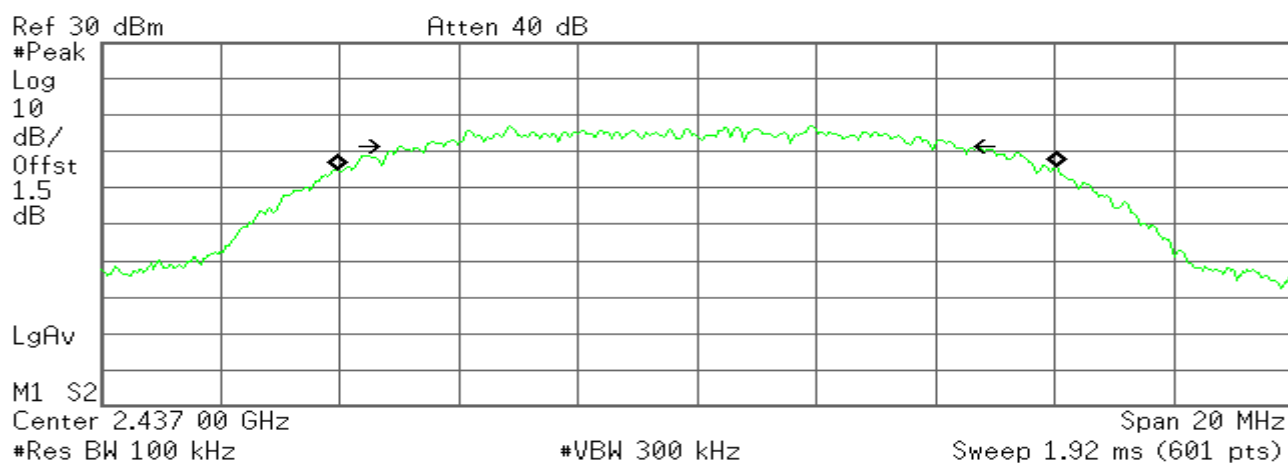
9.333 MHz



6dB Bandwidth (CH Mid)

Agilent

R T



Occupied Bandwidth
12.0712 MHz

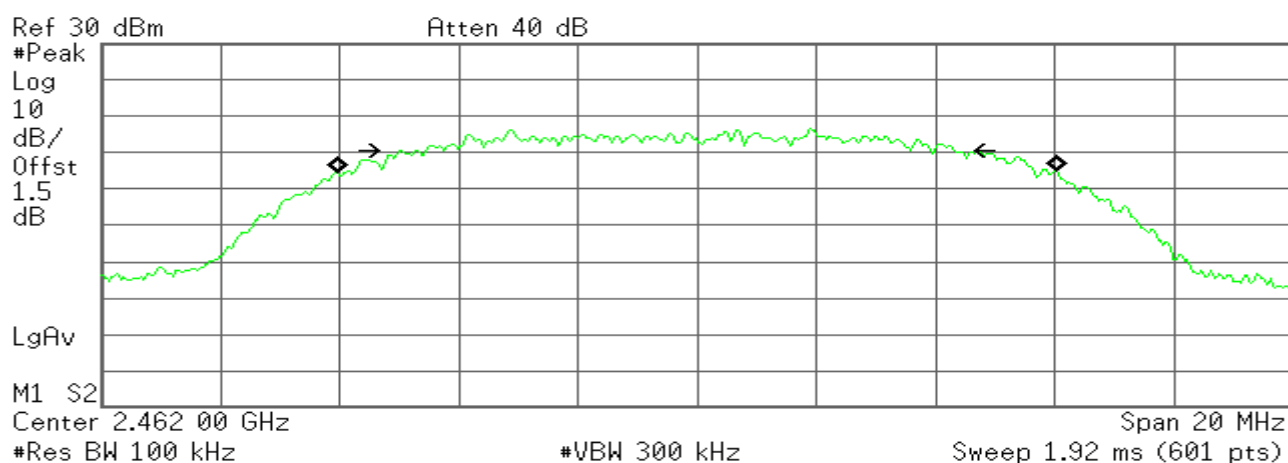
Occ BW % Pwr 99.00 %
x dB -6.00 dB

Transmit Freq Error -14.032 kHz
x dB Bandwidth 9.359 MHz

6dB Bandwidth (CH High)

Agilent

R T



Occupied Bandwidth
12.0645 MHz

Occ BW % Pwr 99.00 %
x dB -6.00 dB

Transmit Freq Error -12.968 kHz
x dB Bandwidth 9.353 MHz

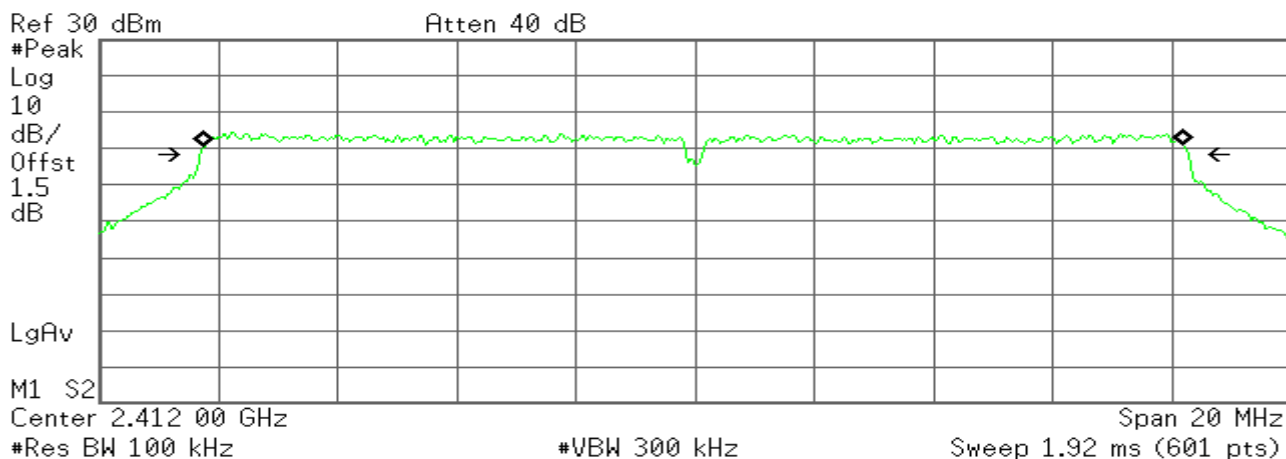


IEEE 802.11g MODE /Chain 0

6dB Bandwidth (CH Low)

Agilent

R T



Occupied Bandwidth
16.4619 MHz

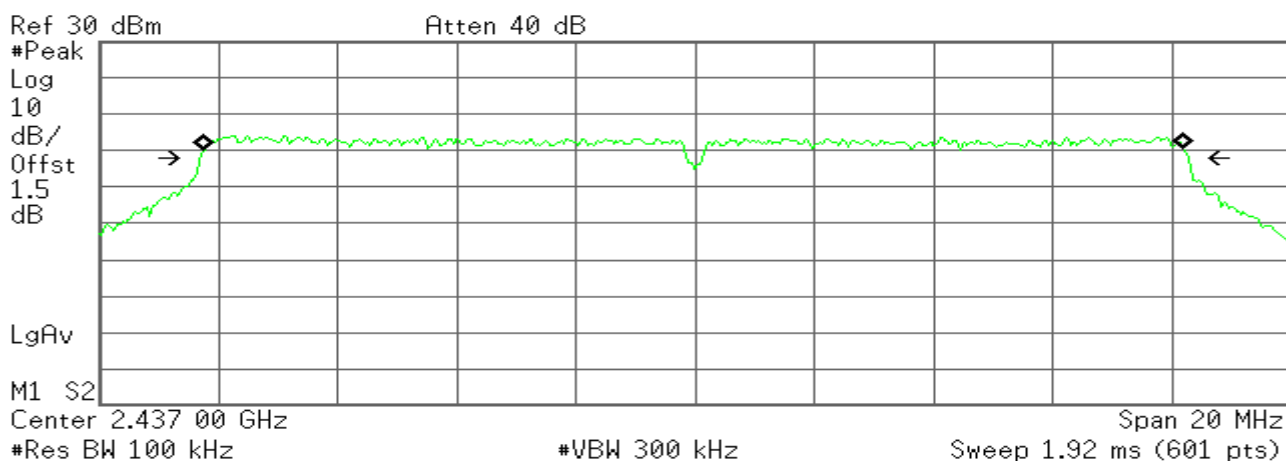
Occ BW % Pwr 99.00 %
x dB -6.00 dB

Transmit Freq Error -25.668 kHz
x dB Bandwidth 16.619 MHz

6dB Bandwidth (CH Mid)

Agilent

R T



Occupied Bandwidth
16.4641 MHz

Occ BW % Pwr 99.00 %
x dB -6.00 dB

Transmit Freq Error -19.074 kHz
x dB Bandwidth 16.610 MHz



6dB Bandwidth (CH High)

Agilent

R T

Ref 30 dBm

Atten 40 dB

#Peak
Log
10
dB/
Offst
1.5
dB

LgAv

M1 S2

Center 2.462 00 GHz

#Res BW 100 kHz

#VBW 300 kHz

Span 20 MHz
Sweep 1.92 ms (601 pts)**Occupied Bandwidth**
16.4860 MHz**Occ BW % Pwr** 99.00 %
x dB -6.00 dB**Transmit Freq Error** -26.614 kHz
x dB Bandwidth 16.607 MHz

IEEE 802.11g MODE /Chain 1

6dB Bandwidth (CH Low)

Agilent

R T

Ref 30 dBm

Atten 40 dB

#Peak
Log
10
dB/
Offst
1.5
dB

LgAv

M1 S2

Center 2.412 00 GHz

#Res BW 100 kHz

#VBW 300 kHz

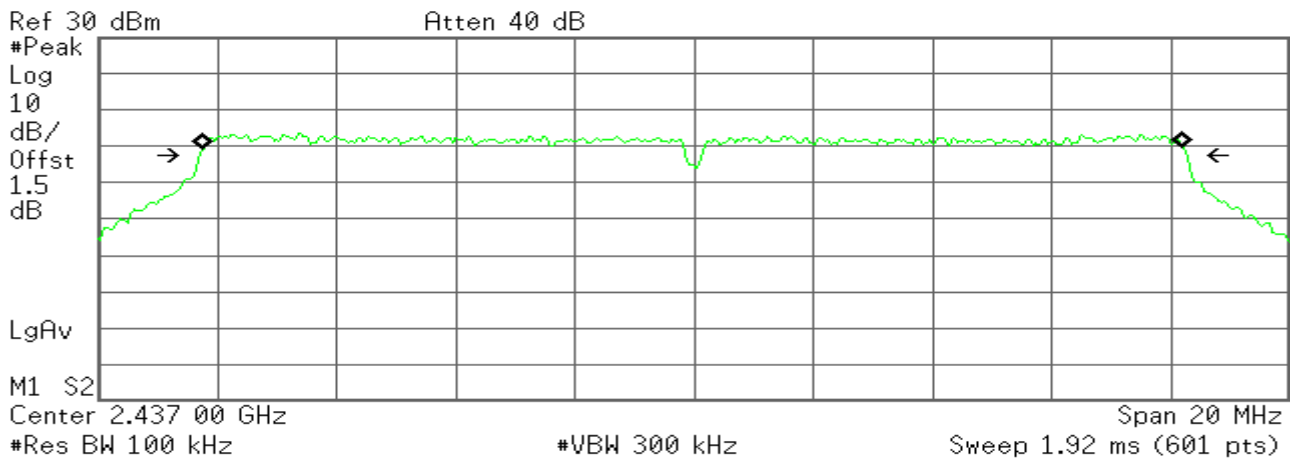
Span 20 MHz
Sweep 1.92 ms (601 pts)**Occupied Bandwidth**
16.4884 MHz**Occ BW % Pwr** 99.00 %
x dB -6.00 dB**Transmit Freq Error** -24.953 kHz
x dB Bandwidth 16.619 MHz



6dB Bandwidth (CH Mid)

Agilent

R T



Occupied Bandwidth
16.4594 MHz

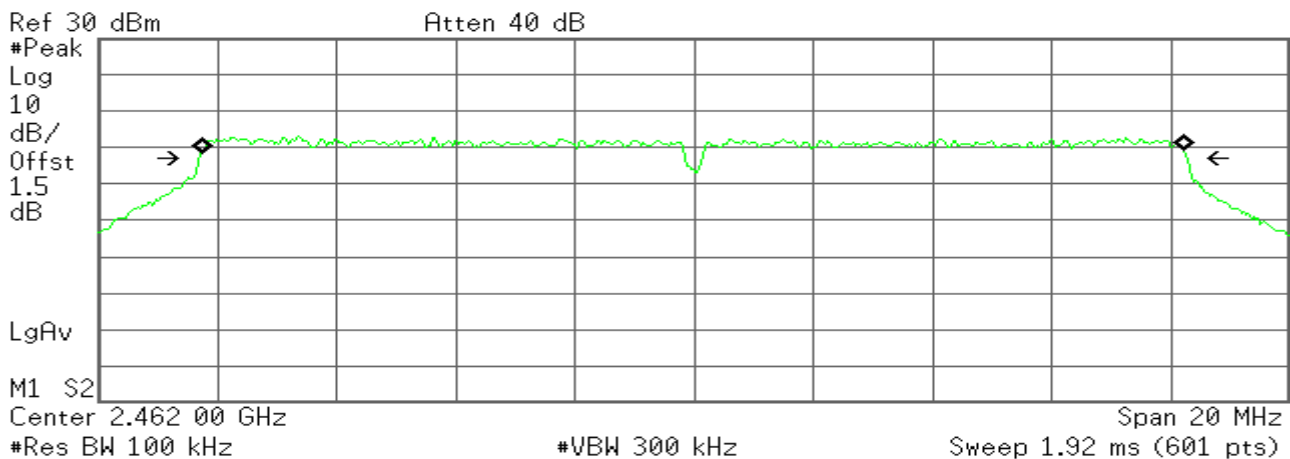
Occ BW % Pwr 99.00 %
x dB -6.00 dB

Transmit Freq Error -20.972 kHz
x dB Bandwidth 16.609 MHz

6dB Bandwidth (CH High)

Agilent

R T



Occupied Bandwidth
16.4981 MHz

Occ BW % Pwr 99.00 %
x dB -6.00 dB

Transmit Freq Error -27.413 kHz
x dB Bandwidth 16.607 MHz

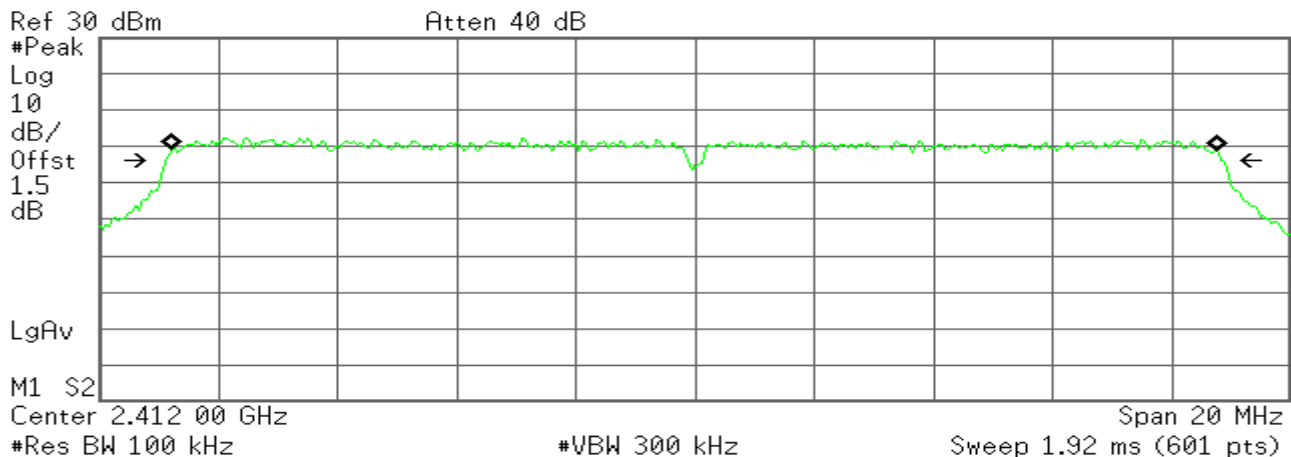


802.11n Standard-20 MHz Channel mode / Chain 0

6dB Bandwidth (CH Low)

Agilent

R T



Occupied Bandwidth
17.5673 MHz

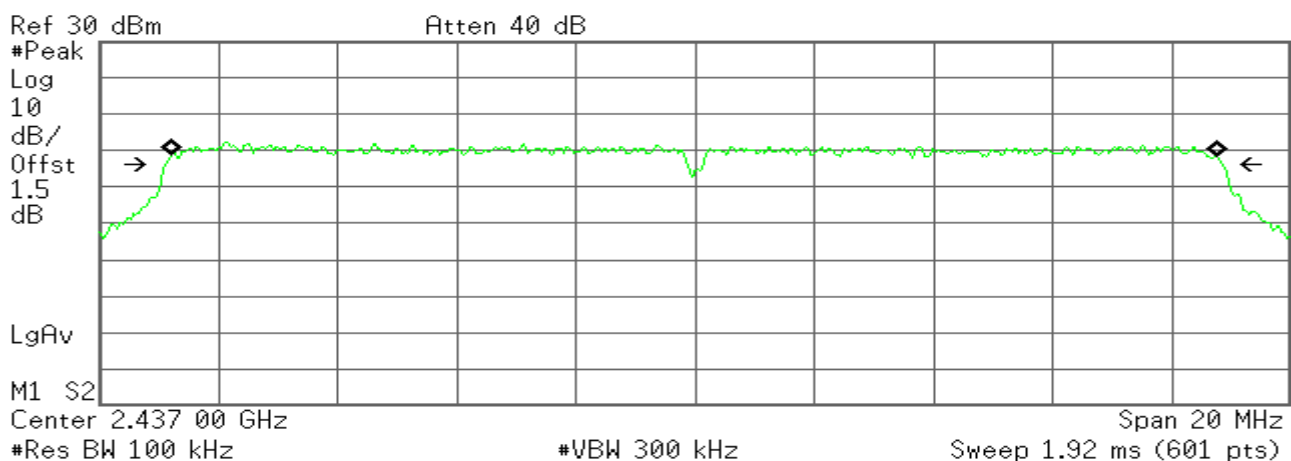
Occ BW % Pwr 99.00 %
x dB -6.00 dB

Transmit Freq Error -8.895 kHz
x dB Bandwidth 17.725 MHz

6dB Bandwidth (CH Mid)

Agilent

R T



Occupied Bandwidth
17.5750 MHz

Occ BW % Pwr 99.00 %
x dB -6.00 dB

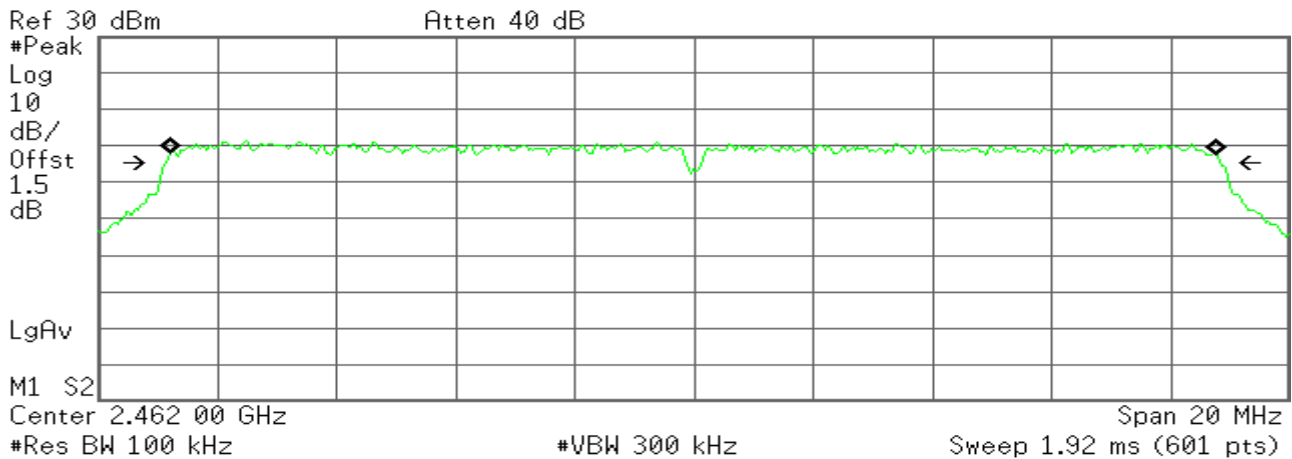
Transmit Freq Error -10.240 kHz
x dB Bandwidth 17.734 MHz



6dB Bandwidth (CH High)

Agilent

R T



Occupied Bandwidth
17.5742 MHz

Occ BW % Pwr 99.00 %
x dB -6.00 dB

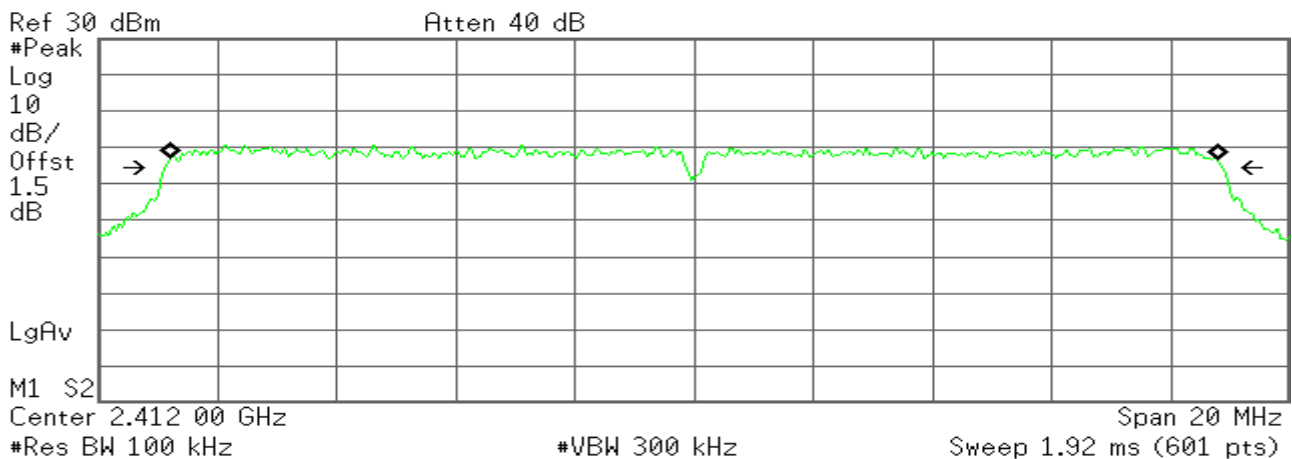
Transmit Freq Error -7.630 kHz
x dB Bandwidth 17.743 MHz

802.11n Standard-20 MHz Channel mode / Chain 1

6dB Bandwidth (CH Low)

Agilent

R T



Occupied Bandwidth
17.5761 MHz

Occ BW % Pwr 99.00 %
x dB -6.00 dB

Transmit Freq Error -4.100 kHz
x dB Bandwidth 17.756 MHz



6dB Bandwidth (CH Mid)

Agilent

R T

Ref 30 dBm

Atten 40 dB

#Peak
Log
10
dB/
Offst
1.5
dB

LgAv

M1 S2

Center 2.437 00 GHz

#Res BW 100 kHz

#VBW 300 kHz

Span 20 MHz
Sweep 1.92 ms (601 pts)**Occupied Bandwidth**
17.5676 MHz**Occ BW % Pwr** 99.00 %
x dB -6.00 dB**Transmit Freq Error** -8.443 kHz
x dB Bandwidth 17.733 MHz

6dB Bandwidth (CH High)

Agilent

R T

Ref 30 dBm

Atten 40 dB

#Peak
Log
10
dB/
Offst
1.5
dB

LgAv

M1 S2

Center 2.462 00 GHz

#Res BW 100 kHz

#VBW 300 kHz

Span 20 MHz
Sweep 1.92 ms (601 pts)**Occupied Bandwidth**
17.5708 MHz**Occ BW % Pwr** 99.00 %
x dB -6.00 dB**Transmit Freq Error** -7.797 kHz
x dB Bandwidth 17.728 MHz

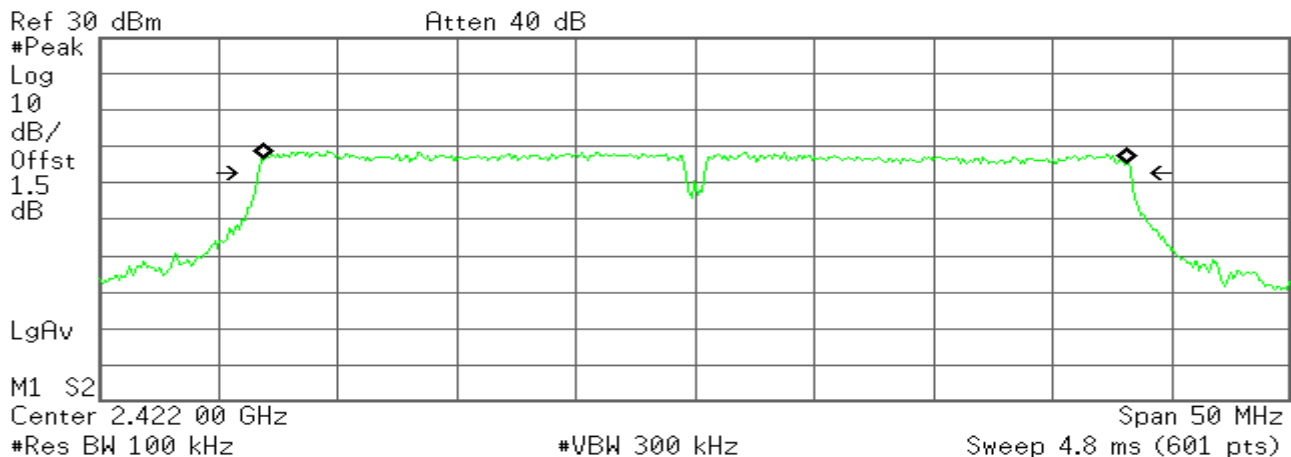


802.11n Standard-40 MHz Channel mode / Chain 0

6dB Bandwidth (CH Low)

Agilent

R T



Occupied Bandwidth
36.1503 MHz

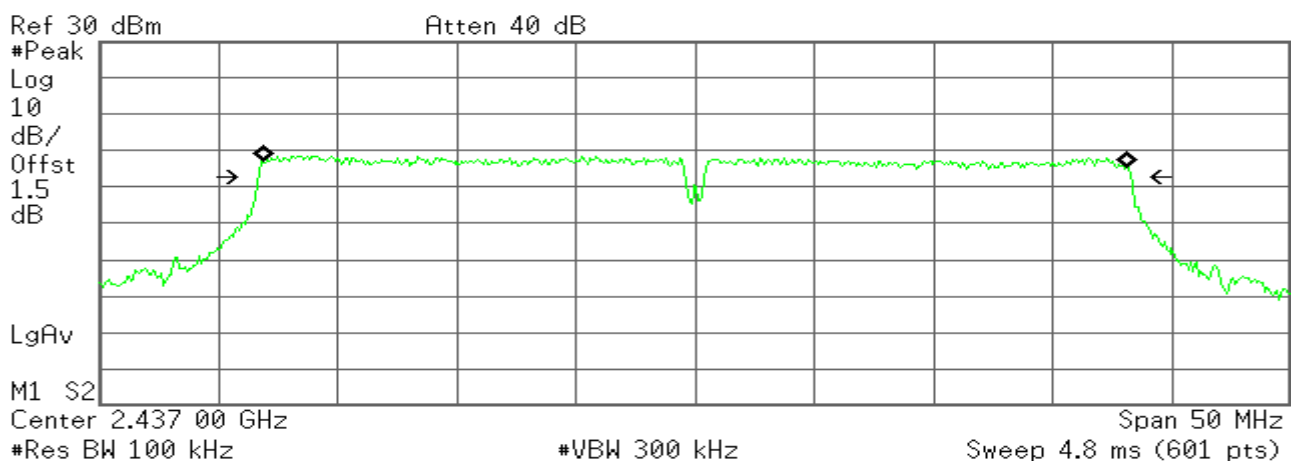
Occ BW % Pwr 99.00 %
x dB -6.00 dB

Transmit Freq Error -28.508 kHz
x dB Bandwidth 36.566 MHz

6dB Bandwidth (CH Mid)

Agilent

R T



Occupied Bandwidth
36.1688 MHz

Occ BW % Pwr 99.00 %
x dB -6.00 dB

Transmit Freq Error -26.049 kHz
x dB Bandwidth 36.563 MHz



6dB Bandwidth (CH High)

Agilent

R T

Ref 30 dBm

Atten 40 dB

#Peak
Log
10
dB/
Offst
1.5
dB

LgAv

M1 S2

Center 2.452 00 GHz

#Res BW 100 kHz

#VBW 300 kHz

Span 50 MHz

Sweep 4.8 ms (601 pts)

Occupied Bandwidth
36.1570 MHz**Occ BW % Pwr** 99.00 %
x dB -6.00 dB**Transmit Freq Error** -32.373 kHz
x dB Bandwidth 36.542 MHz

802.11n Standard-40 MHz Channel mode / Chain 1

6dB Bandwidth (CH Low)

Agilent

R T

Ref 30 dBm

Atten 40 dB

#Peak
Log
10
dB/
Offst
1.5
dB

LgAv

M1 S2

Center 2.422 00 GHz

#Res BW 100 kHz

#VBW 300 kHz

Span 50 MHz

Sweep 4.8 ms (601 pts)

Occupied Bandwidth
36.2665 MHz**Occ BW % Pwr** 99.00 %
x dB -6.00 dB**Transmit Freq Error** -62.295 kHz
x dB Bandwidth 36.653 MHz



6dB Bandwidth (CH Mid)

Agilent

R T

Ref 30 dBm

Atten 40 dB

#Peak
Log
10
dB/
Offst
1.5
dB

LgAv

M1 S2

Center 2.437 00 GHz

#Res BW 100 kHz

#VBW 300 kHz

Span 50 MHz

Sweep 4.8 ms (601 pts)

Occupied Bandwidth
36.1665 MHz**Occ BW % Pwr** 99.00 %
x dB -6.00 dB**Transmit Freq Error** -29.672 kHz
x dB Bandwidth 36.575 MHz

6dB Bandwidth (CH High)

Agilent

R T

Ref 30 dBm

Atten 40 dB

#Peak
Log
10
dB/
Offst
1.5
dB

LgAv

M1 S2

Center 2.452 00 GHz

#Res BW 100 kHz

#VBW 300 kHz

Span 50 MHz

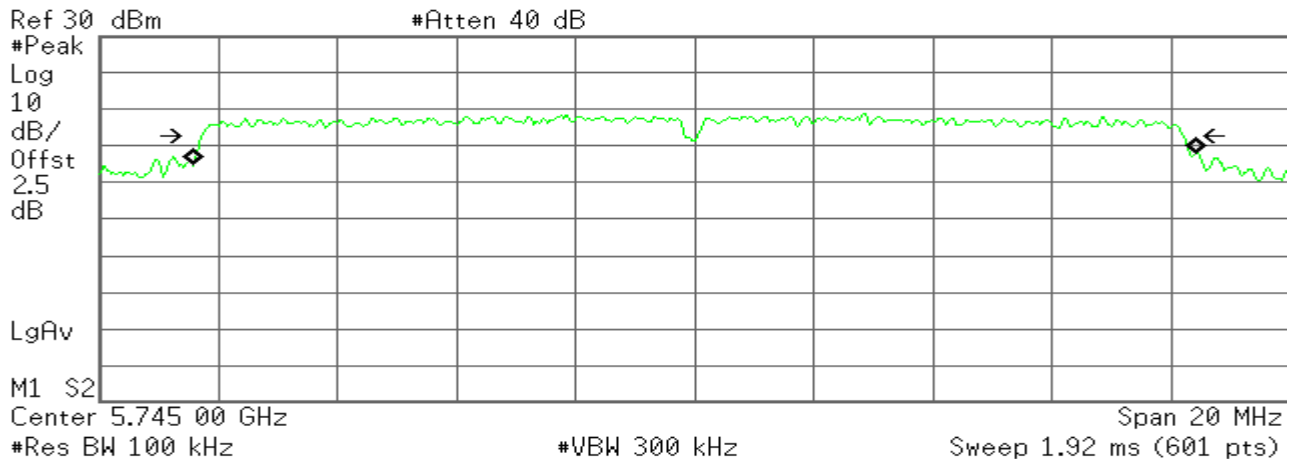
Sweep 4.8 ms (601 pts)

Occupied Bandwidth
36.1658 MHz**Occ BW % Pwr** 99.00 %
x dB -6.00 dB**Transmit Freq Error** -26.783 kHz
x dB Bandwidth 36.525 MHz

**IEEE 802.11a mode:****5725~5825MHz****CH Low**

* Agilent

R T



Occupied Bandwidth
16.8577 MHz

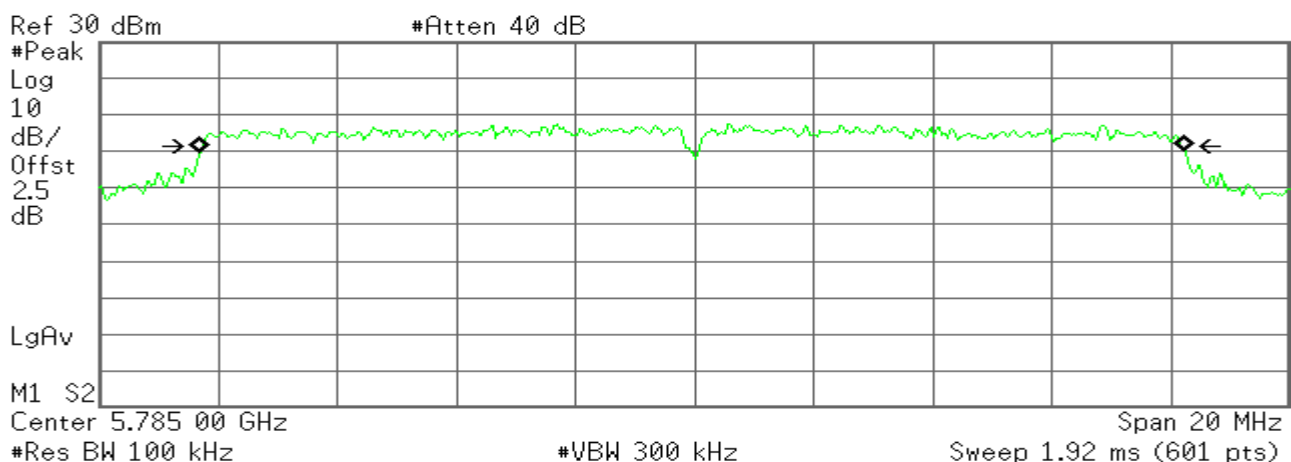
Occ BW % Pwr 99.00 %
x dB -6.00 dB

Transmit Freq Error -5.506 kHz
x dB Bandwidth 16.321 MHz

CH Mid

* Agilent

R T



Occupied Bandwidth
16.5627 MHz

Occ BW % Pwr 99.00 %
x dB -6.00 dB

Transmit Freq Error -40.918 kHz
x dB Bandwidth 16.347 MHz



CH High

* Agilent

R T

Ref 30 dBm

#Atten 40 dB

#Peak
Log
10
dB/
Offst
2.5
dB

LgAv

M1 S2

Center 5.825 00 GHz

#Res BW 100 kHz

#VBW 300 kHz

Span 20 MHz
Sweep 1.92 ms (601 pts)**Occupied Bandwidth****16.5301 MHz****Occ BW % Pwr** 99.00 %
x dB -6.00 dB**Transmit Freq Error** -13.532 kHz
x dB Bandwidth 16.386 MHz

IEEE 802.11an HT20 mode

5725~5825MHz

CH Low

* Agilent

R T

Ref 30 dBm

#Atten 40 dB

#Peak
Log
10
dB/
Offst
2.5
dB

LgAv

M1 S2

Center 5.745 00 GHz

#Res BW 100 kHz

#VBW 300 kHz

Span 20 MHz
Sweep 1.92 ms (601 pts)**Occupied Bandwidth****17.6447 MHz****Occ BW % Pwr** 99.00 %
x dB -6.00 dB**Transmit Freq Error** -10.630 kHz
x dB Bandwidth 17.672 MHz



Compliance Certification Services Inc.

Report No: C140516R02-RPW

FCC ID: XPF-REG02-UTT

Date of Issue :August 1, 2014

CH Mid

Agilent

R T

Ref 30 dBm

#Atten 40 dB

#Peak

Log

10

dB/

Offst

2.5

dB

LgAv

M1 S2

Center 5.785 00 GHz

#Res BW 100 kHz

#VBW 300 kHz

Span 20 MHz
Sweep 1.92 ms (601 pts)

Occupied Bandwidth

17.6095 MHz

Occ BW % Pwr 99.00 %
x dB -6.00 dB

Transmit Freq Error

-35.502 kHz

x dB Bandwidth

17.636 MHz

CH High

Agilent

R T

Ref 30 dBm

#Atten 40 dB

#Peak

Log

10

dB/

Offst

2.5

dB

LgAv

M1 S2

Center 5.825 00 GHz

#Res BW 100 kHz

#VBW 300 kHz

Span 20 MHz
Sweep 1.92 ms (601 pts)

Occupied Bandwidth

17.5874 MHz

Occ BW % Pwr 99.00 %
x dB -6.00 dB

Transmit Freq Error

-30.957 kHz

x dB Bandwidth

17.676 MHz



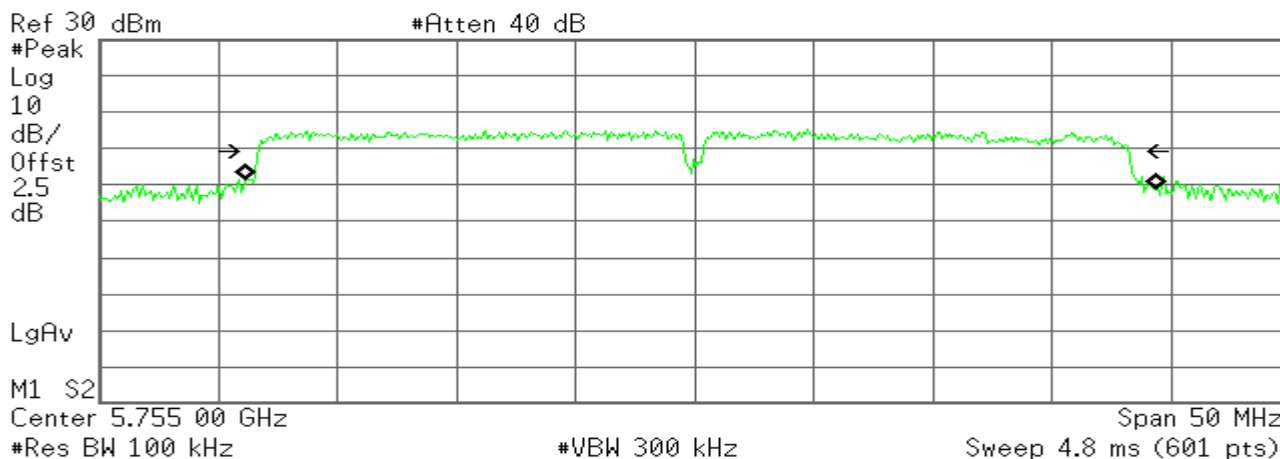
IEEE 802.11an HT40 mode

5725~5825MHz

CH Low

Agilent

R T



Occupied Bandwidth
38.0981 MHz

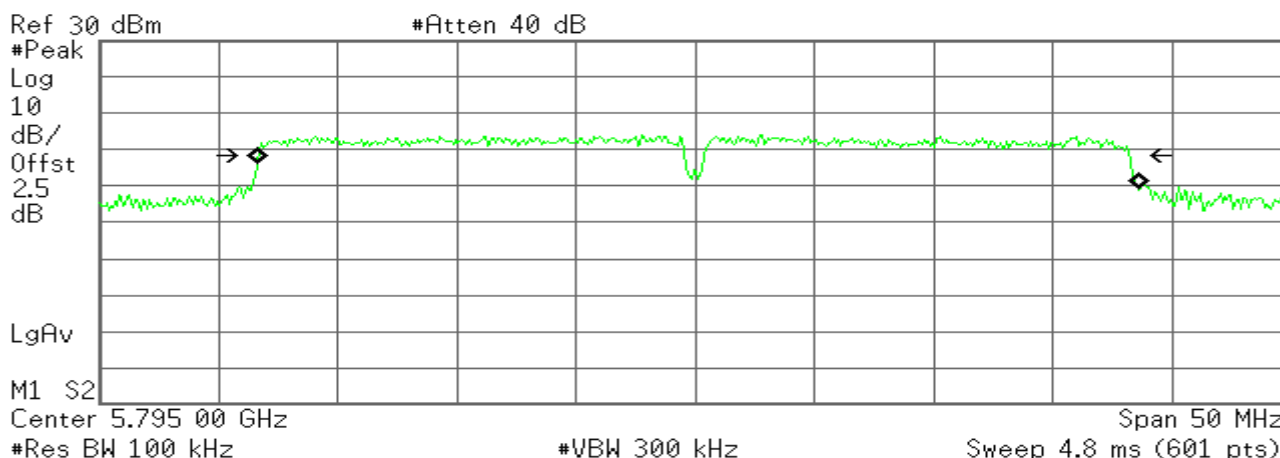
Occ BW % Pwr 99.00 %
x dB -6.00 dB

Transmit Freq Error 256.430 kHz
x dB Bandwidth 36.289 MHz

CH High

Agilent

R T



Occupied Bandwidth
36.9575 MHz

Occ BW % Pwr 99.00 %
x dB -6.00 dB

Transmit Freq Error 145.450 kHz
x dB Bandwidth 36.212 MHz



4.2. PEAK POWER

LIMIT

The maximum peak output power of the intentional radiator shall not exceed the following:

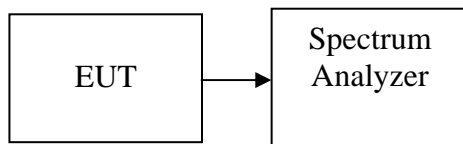
1. According to §15.247(b)(3), for systems using digital modulation in the bands of 902-928 MHz, and 2400-2483.5 MHz: 1 Watt.

2. According to §15.247(b)(4), the conducted output power limit specified in paragraph (b) of this section is based on the use of antennas with directional gains that do not exceed 6 dBi. Except as shown in paragraph (c) of this section, if transmitting antennas of directional gain greater than 6 dBi are used, the conducted output power from the intentional radiator shall be reduced below the stated values in paragraphs (b)(1), (b)(2), and (b)(3) of this section, as appropriate, by the amount in dB that the directional gain of the antenna exceeds 6 dBi.

Antenna gain = 7 dBi, total gain = 10.01 dBi.

Limit = $30 - (10.01 - 6) = 25.99$ dBm

Test Configuration



TEST PROCEDURE

This procedure may be used when the maximum available RBW of the measurement instrument is less than the DTS bandwidth.

1. Set the RBW = 1 MHz.
2. Set the VBW ≥ 3 RBW
3. Set the span $\geq 1.5 \times$ DTS bandwidth.
4. Detector = peak.
5. Sweep time = auto couple.
6. Trace mode = max hold.
7. Allow trace to fully stabilize.
8. Use the instrument's band/channel power measurement function with the band limits set equal to the DTS bandwidth edges (for some instruments, this may require a manual override to select peak detector). If the instrument does not have a band power function, sum the spectrum levels (in linear power units) at intervals equal to the RBW extending across the DTS bandwidth.

TEST RESULTS

No non-compliance noted

Test Data

**Test mode: IEEE 802.11b mode**

Channel	Frequency (MHz)	Chain 0 Output Power (dBm)	Chain 1 Output Power (dBm)	Total Maximum Conducted Output Power (dBm)	Limit (dBm)
Low	2412	20.93	19.89	23.45	25.99
Mid	2437	20.70	20.04	23.39	25.99
High	2462	19.91	19.26	22.61	25.99

Test mode: IEEE 802.11g mode

Channel	Frequency (MHz)	Chain 0 Output Power (dBm)	Chain 1 Output Power (dBm)	Total Maximum Conducted Output Power (dBm)	Limit (dBm)
Low	2412	20.06	20.21	23.15	25.99
Mid	2437	19.82	20.61	23.24	25.99
High	2462	19.02	20.07	22.59	25.99

Test mode: IEEE 802.11n HT20 mode

Channel	Frequency (MHz)	Chain 0 Output Power (dBm)	Chain 1 Output Power (dBm)	Total Maximum Conducted Output Power (dBm)	Limit (dBm)
Low	2412	19.98	18.11	22.16	25.99
Mid	2437	19.72	19.00	22.39	25.99
High	2462	18.93	18.24	21.61	25.99

Test mode: IEEE 802.11n HT40 mode

Channel	Frequency (MHz)	Chain 0 Output Power (dBm)	Chain 1 Output Power (dBm)	Total Maximum Conducted Output Power (dBm)	Limit (dBm)
Low	2422	19.27	17.50	21.48	25.99
Mid	2437	19.35	18.61	22.01	25.99
High	2452	18.86	18.21	21.56	25.99

Test mode: IEEE 802.11a mode

Channel	Frequency (MHz)	Conducted Output Power (dBm)	Limit (dBm)
Low	5745	20.83	30.00
Mid	5785	21.13	30.00
High	5825	20.22	30.00

Test mode: IEEE 802.11n HT20 mode

Channel	Frequency (MHz)	Total Maximum Conducted Output Power (dBm)	Limit (dBm)
Low	5745	19.63	30.00
Mid	5785	20.31	30.00
High	5825	20.29	30.00

Test mode: IEEE 802.11n HT40 mode

Channel	Frequency	Total Maximum Conducted	Limit
---------	-----------	-------------------------	-------



	(MHz)	Output Power (dBm)	(dBm)
Low	5755	19.09	30.00
High	5795	20.41	30.00

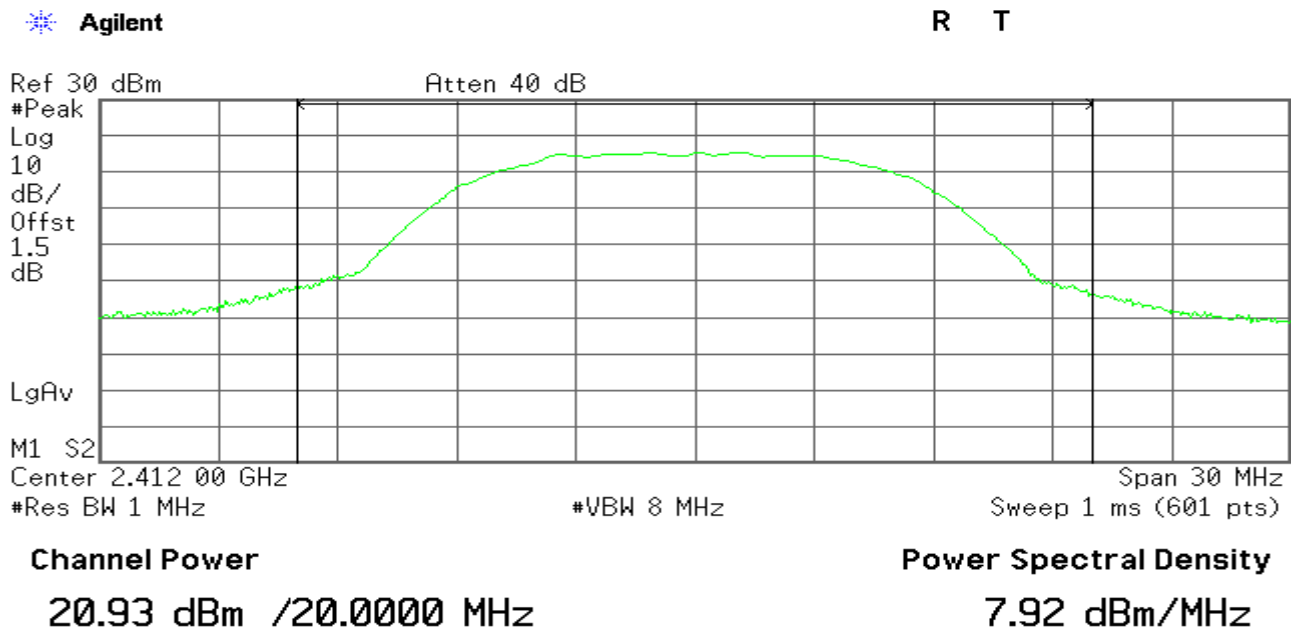
Remark: Total Output Power (dBm) = $10 * \text{LOG}(10^{\text{Chain 0 Output Power} / 10} + 10^{\text{Chain 1 Output Power} / 10})$



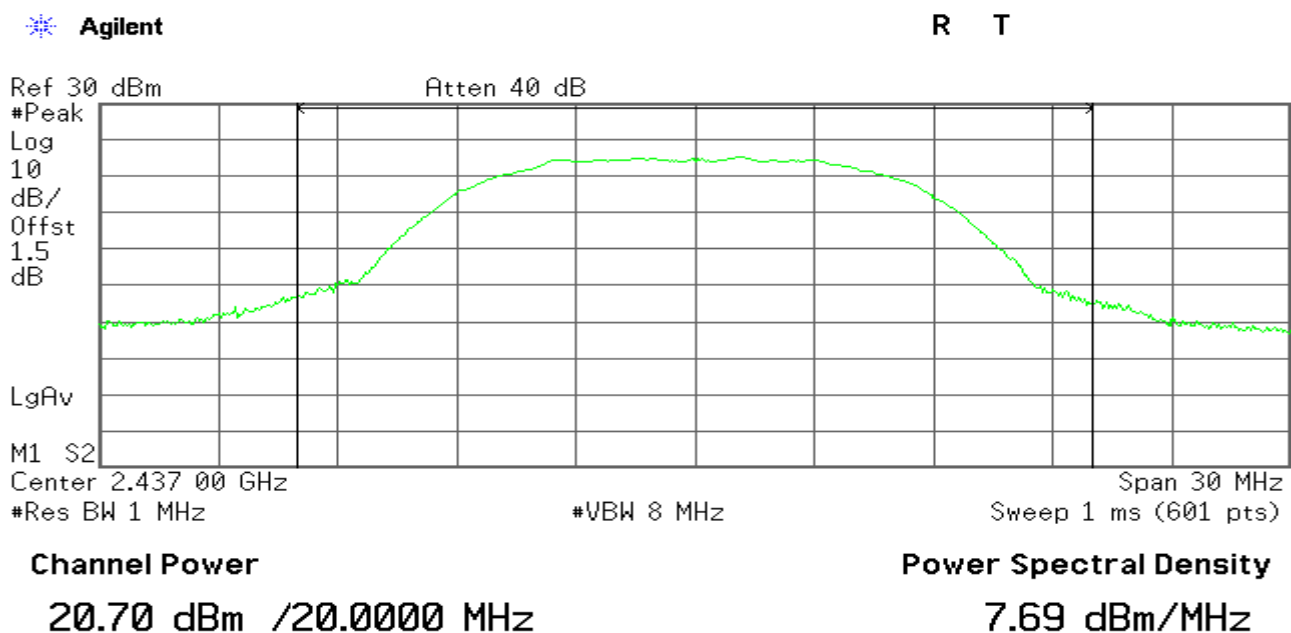
Test Plot

IEEE 802.11b mode/ Chain 0

Peak Power (CH Low)



Peak Power (CH Mid)

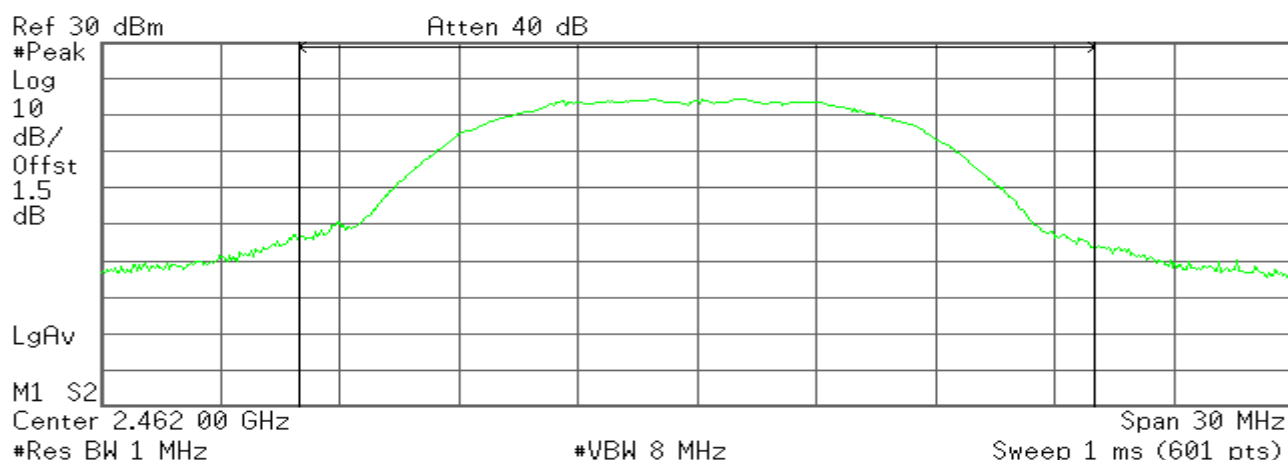




Peak Power (CH High)

Agilent

R T



Channel Power

19.91 dBm /20.0000 MHz

Power Spectral Density

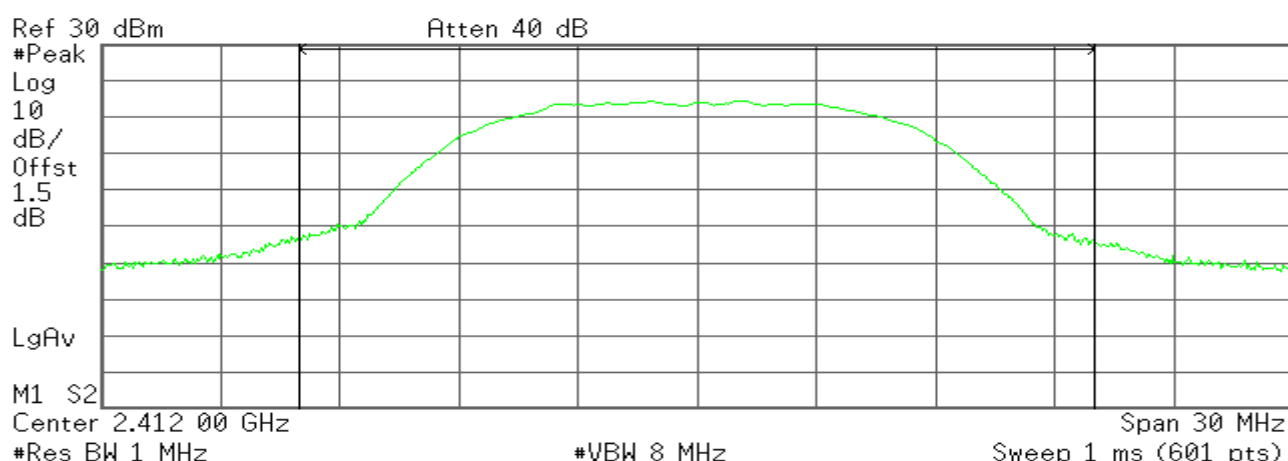
6.90 dBm/MHz

IEEE 802.11b mode/ Chain 1

Peak Power (CH Low)

Agilent

R T



Channel Power

19.89 dBm /20.0000 MHz

Power Spectral Density

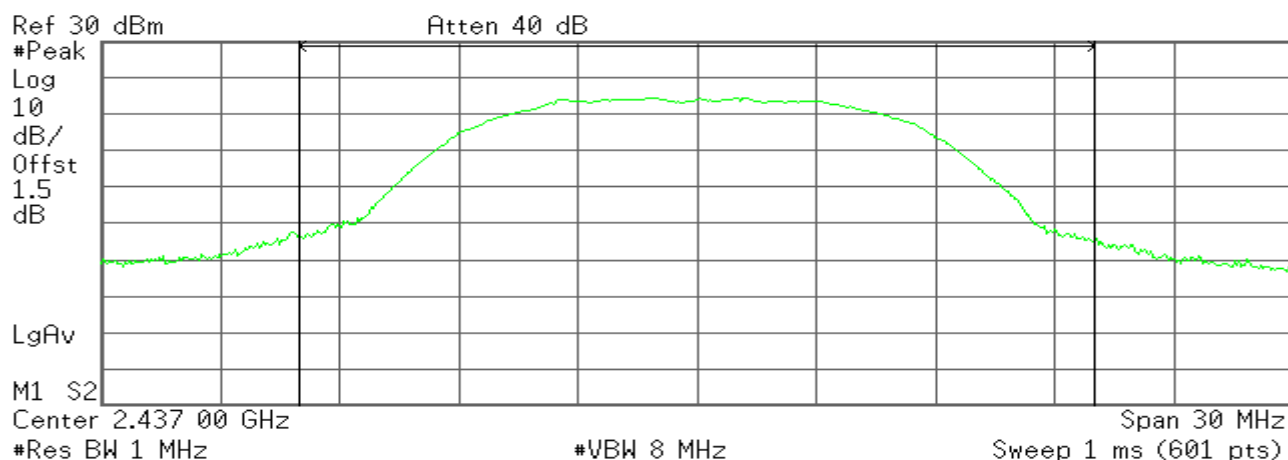
6.88 dBm/MHz



Peak Power (CH Mid)

* Agilent

R T

**Channel Power**

20.04 dBm /20.0000 MHz

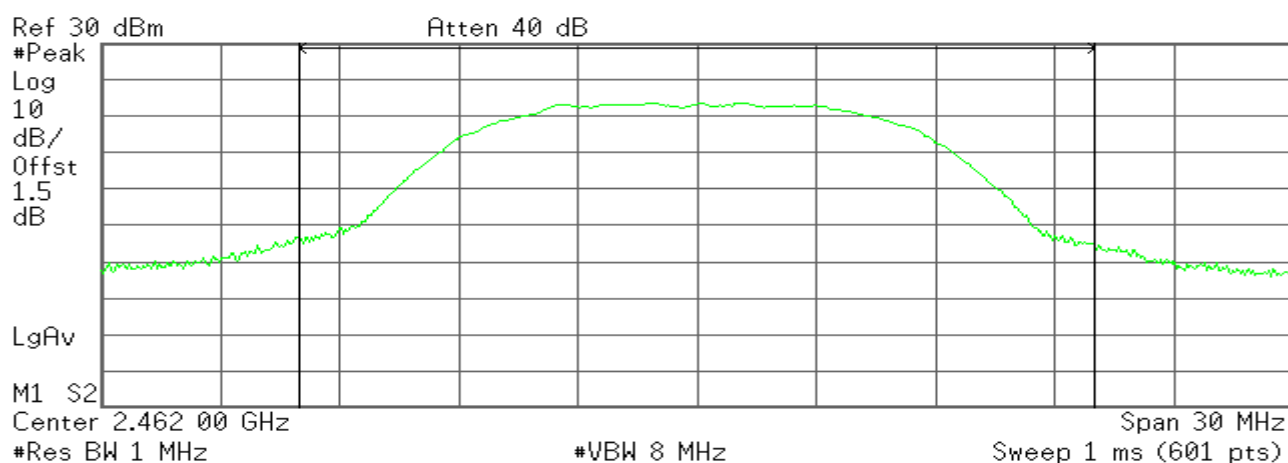
Power Spectral Density

7.03 dBm/MHz

Peak Power (CH High)

* Agilent

R T

**Channel Power**

19.26 dBm /20.0000 MHz

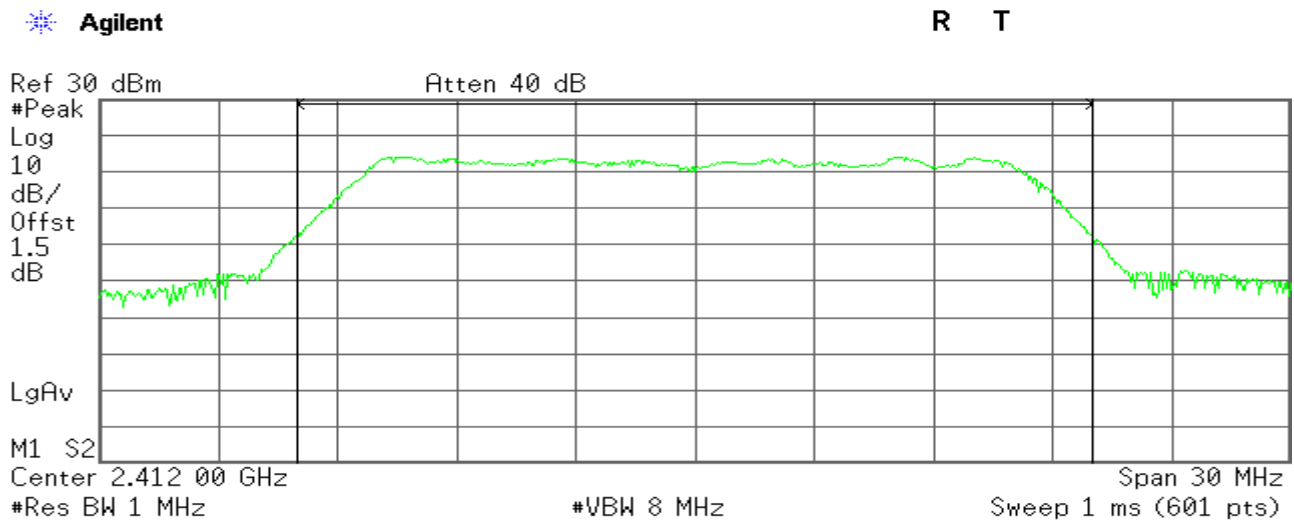
Power Spectral Density

6.25 dBm/MHz



IEEE 802.11g mode /Chain 0

Peak Power (CH Low)

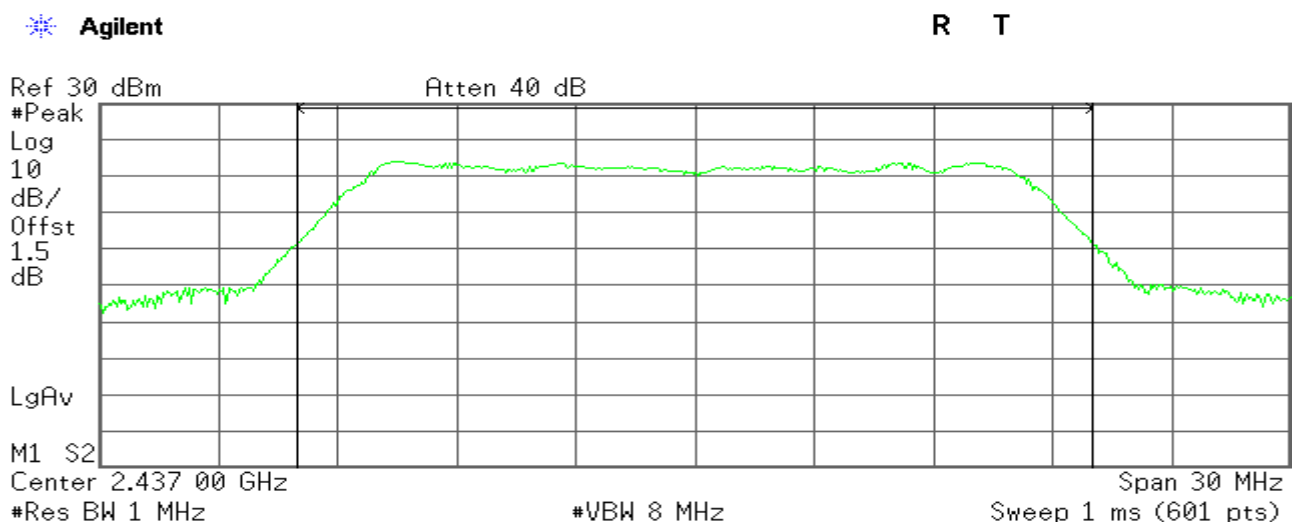
**Channel Power**

20.06 dBm /20.0000 MHz

Power Spectral Density

7.05 dBm/MHz

Peak Power (CH Mid)

**Channel Power**

19.82 dBm /20.0000 MHz

Power Spectral Density

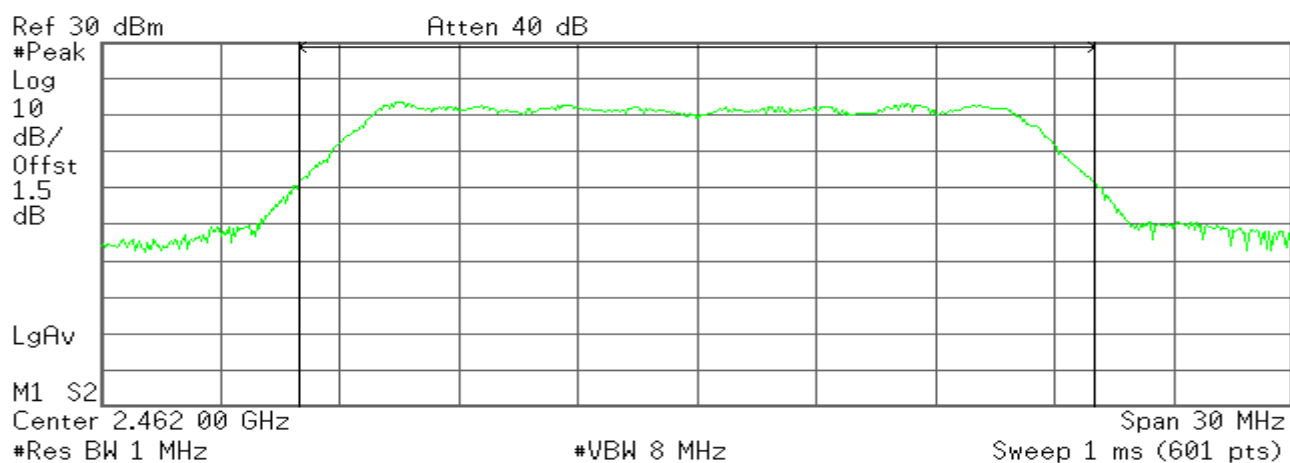
6.81 dBm/MHz



Peak Power (CH High)

* Agilent

R T

**Channel Power**

19.02 dBm /20.0000 MHz

Power Spectral Density

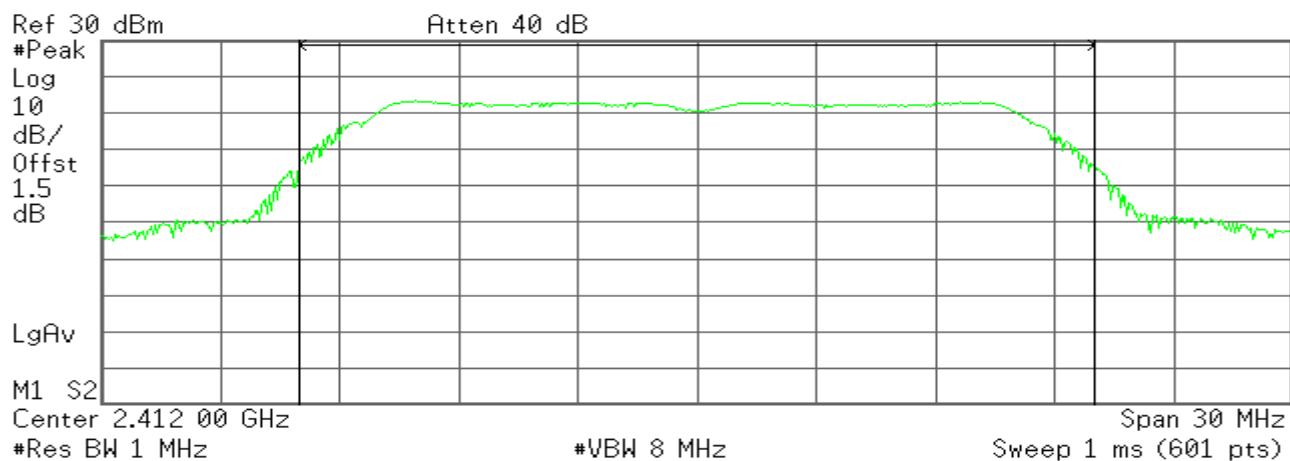
6.01 dBm/MHz

IEEE 802.11g mode /Chain 1

Peak Power (CH Low)

* Agilent

R T

**Channel Power**

20.21 dBm /20.0000 MHz

Power Spectral Density

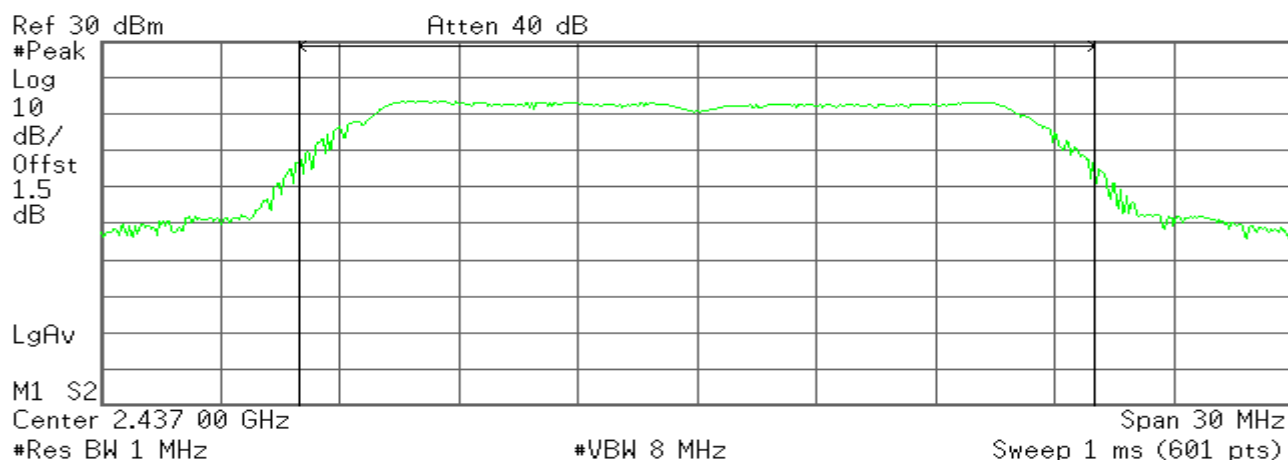
7.19 dBm/MHz



Peak Power (CH Mid)

* Agilent

R T

**Channel Power**

20.61 dBm /20.0000 MHz

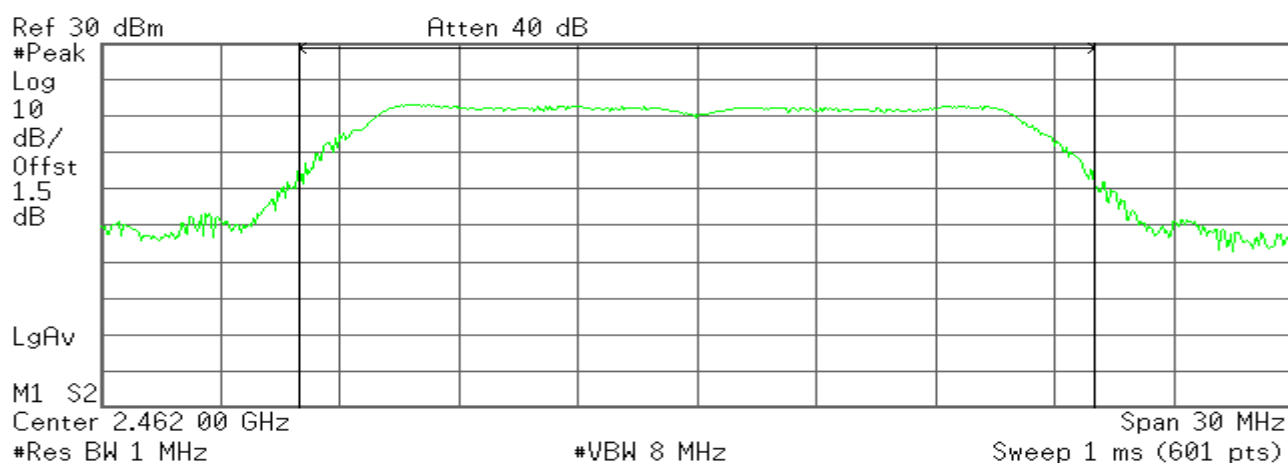
Power Spectral Density

7.60 dBm/MHz

Peak Power (CH High)

* Agilent

R T

**Channel Power**

20.07 dBm /20.0000 MHz

Power Spectral Density

7.06 dBm/MHz

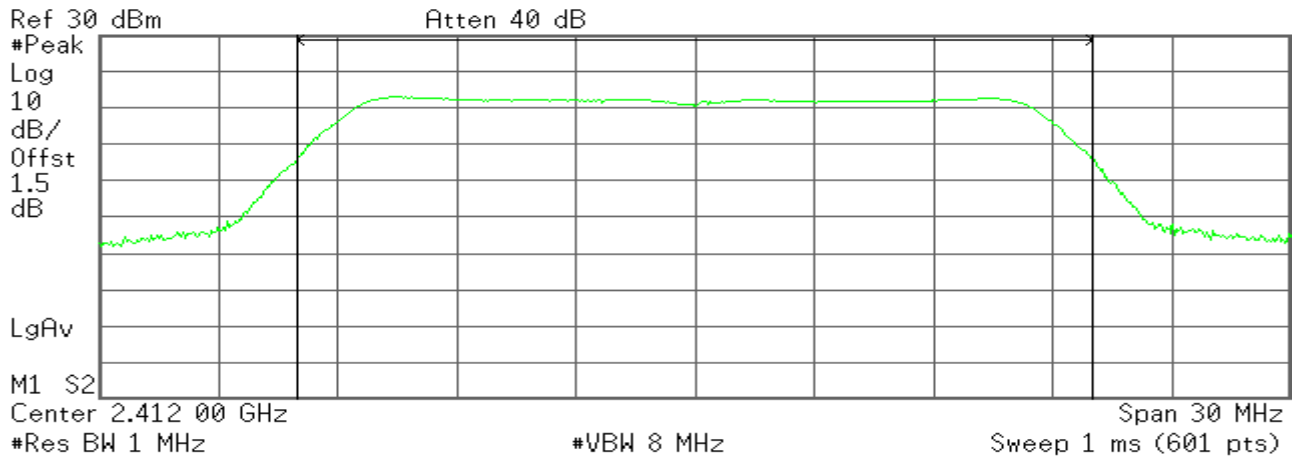


IEEE 802.11n HT20 mode / Chain 0

Peak Power (CH Low)

* Agilent

R T

**Channel Power**

19.98 dBm /20.0000 MHz

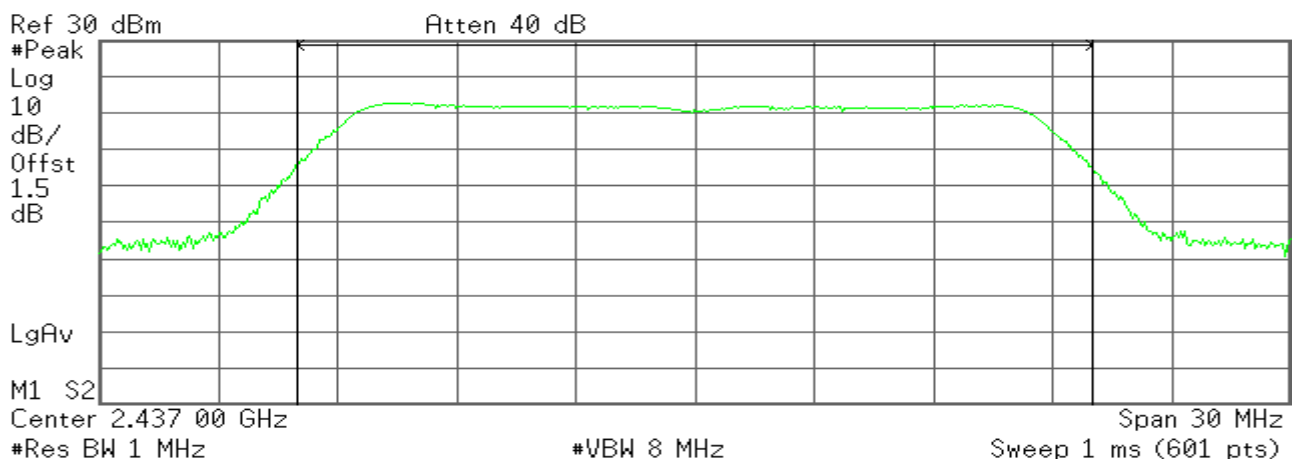
Power Spectral Density

6.97 dBm/MHz

Peak Power (CH Mid)

* Agilent

R T

**Channel Power**

19.72 dBm /20.0000 MHz

Power Spectral Density

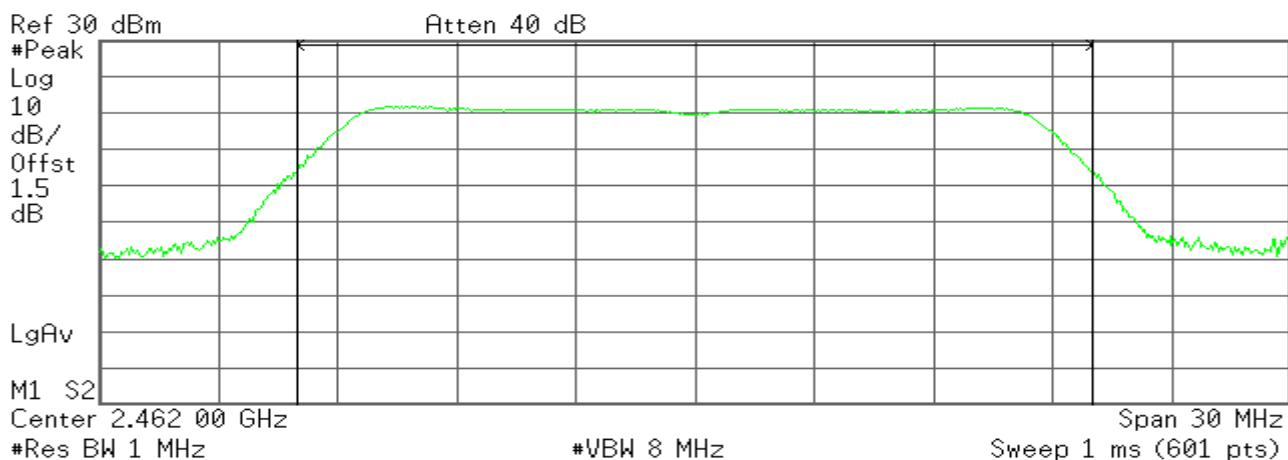
6.71 dBm/MHz



Peak Power (CH High)

* Agilent

R T

**Channel Power**

18.93 dBm /20.0000 MHz

Power Spectral Density

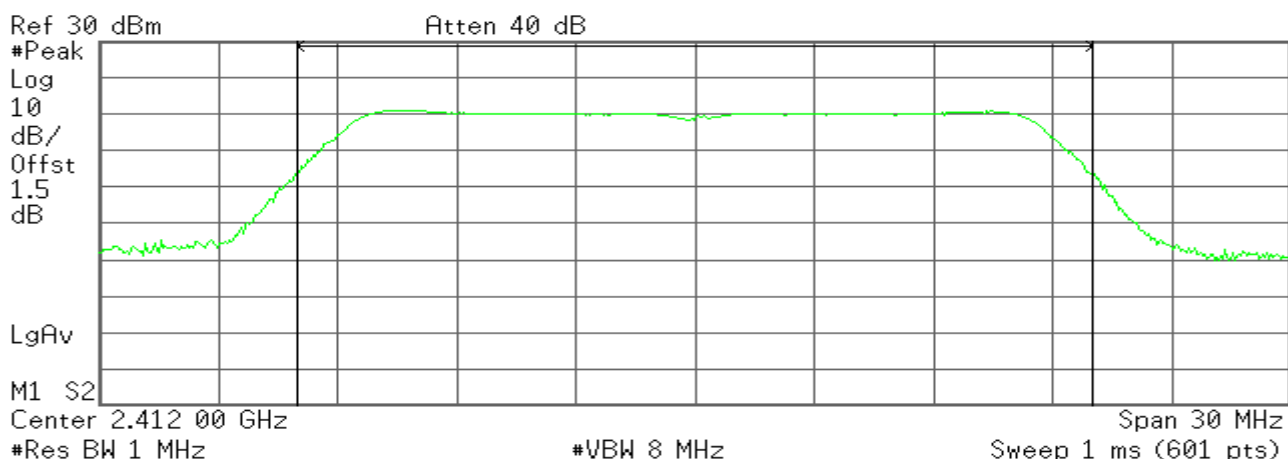
5.92 dBm/MHz

IEEE 802.11n HT20 mode / Chain 1

Peak Power (CH Low)

* Agilent

R T

**Channel Power**

18.11 dBm /20.0000 MHz

Power Spectral Density

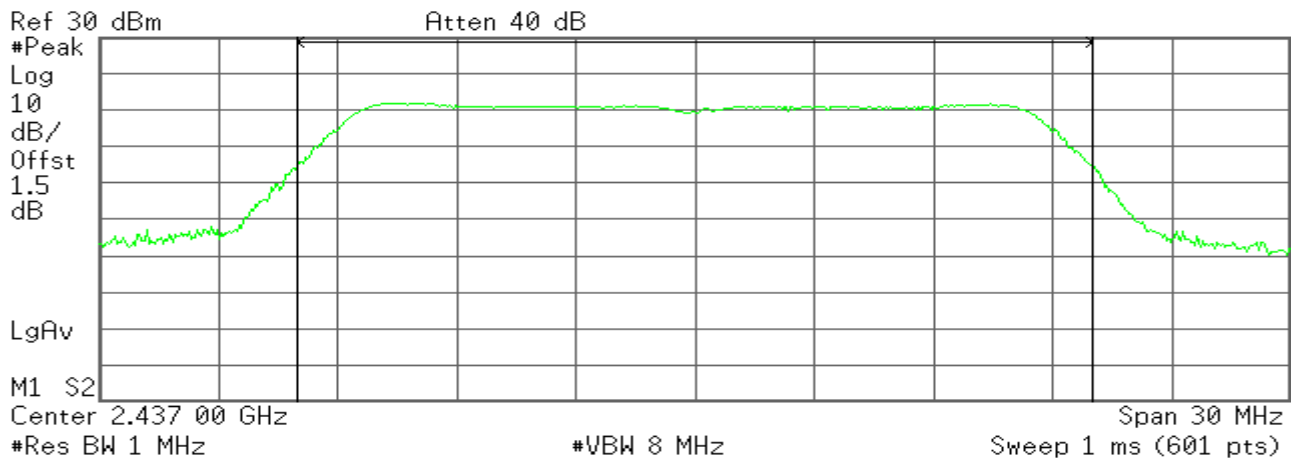
5.10 dBm/MHz



Peak Power (CH Mid)

* Agilent

R T

**Channel Power**

19.00 dBm /20.0000 MHz

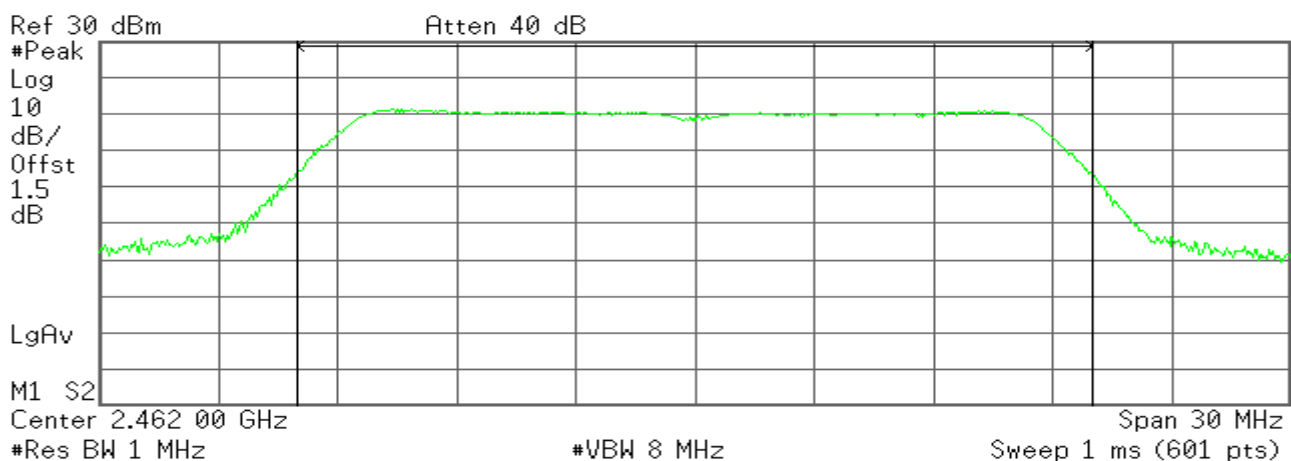
Power Spectral Density

5.99 dBm/MHz

Peak Power (CH High)

* Agilent

R T

**Channel Power**

18.24 dBm /20.0000 MHz

Power Spectral Density

5.23 dBm/MHz

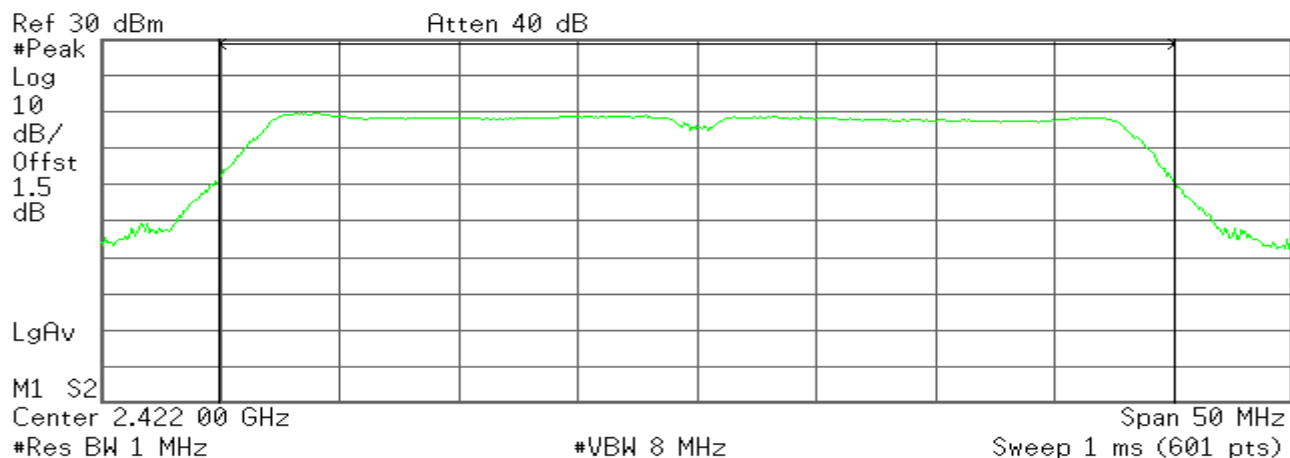


IEEE 802.11n HT40 mode / Chain 0

Peak Power (CH Low)

* Agilent

R T

**Channel Power**

19.27 dBm /40.0000 MHz

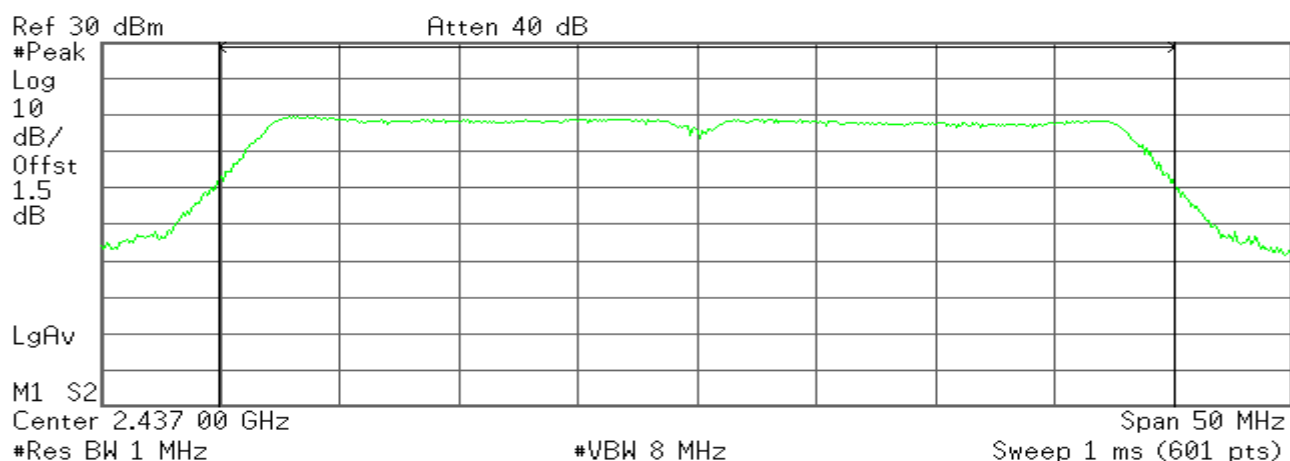
Power Spectral Density

3.25 dBm/MHz

Peak Power (CH Mid)

* Agilent

R T

**Channel Power**

19.35 dBm /40.0000 MHz

Power Spectral Density

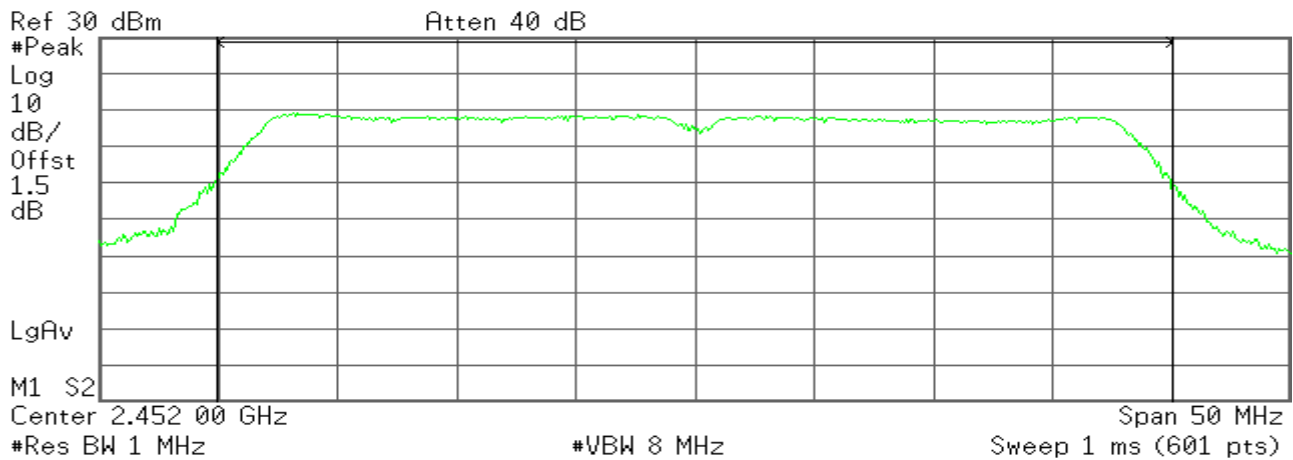
3.33 dBm/MHz



Peak Power (CH High)

Agilent

R T

**Channel Power**

18.86 dBm /40.0000 MHz

Power Spectral Density

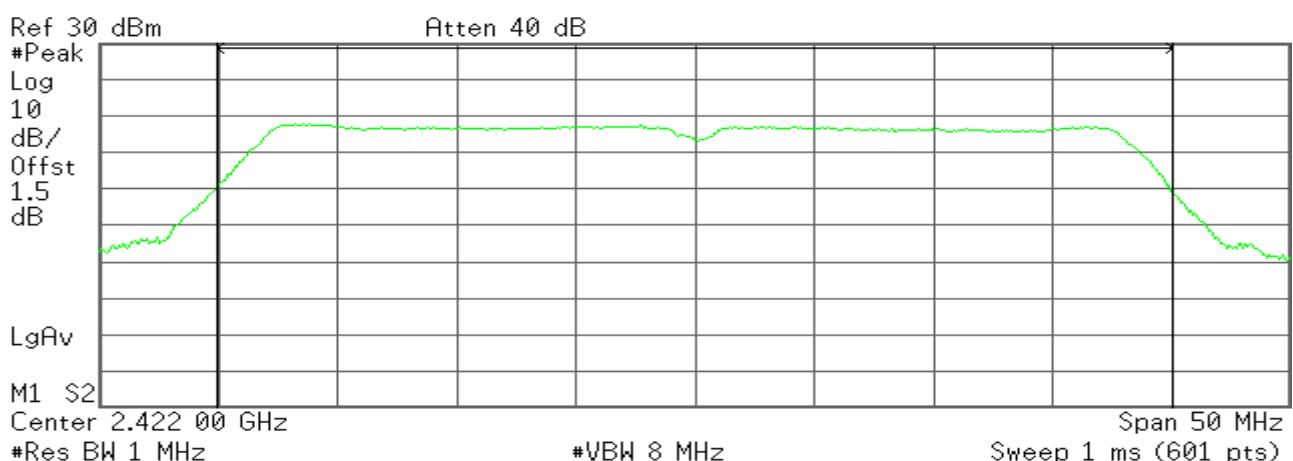
2.84 dBm/MHz

IEEE 802.11n HT40 mode / Chain 1

Peak Power (CH Low)

Agilent

R T

**Channel Power**

17.50 dBm /40.0000 MHz

Power Spectral Density

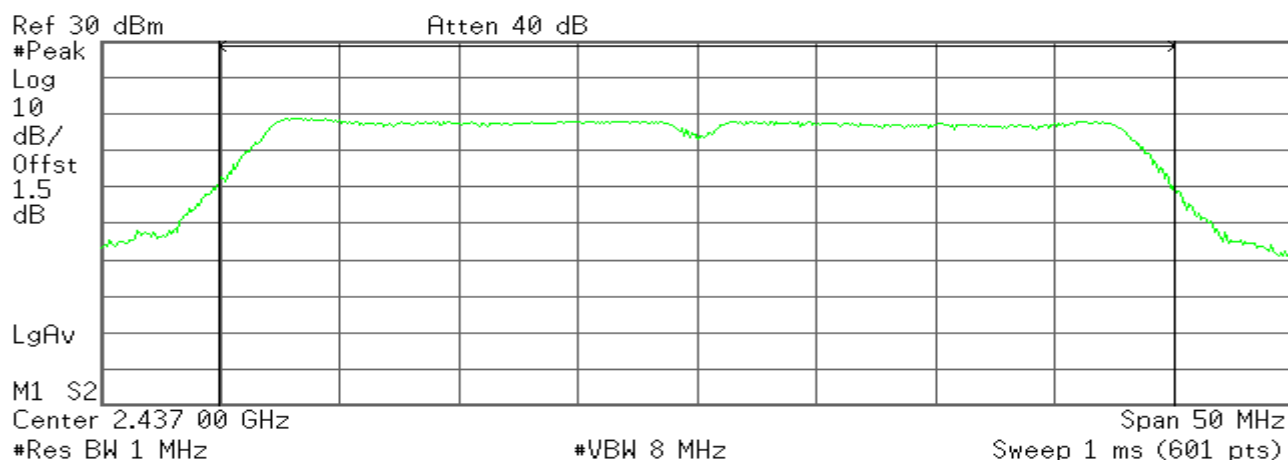
1.48 dBm/MHz



Peak Power (CH Mid)

* Agilent

R T

**Channel Power**

18.61 dBm /40.0000 MHz

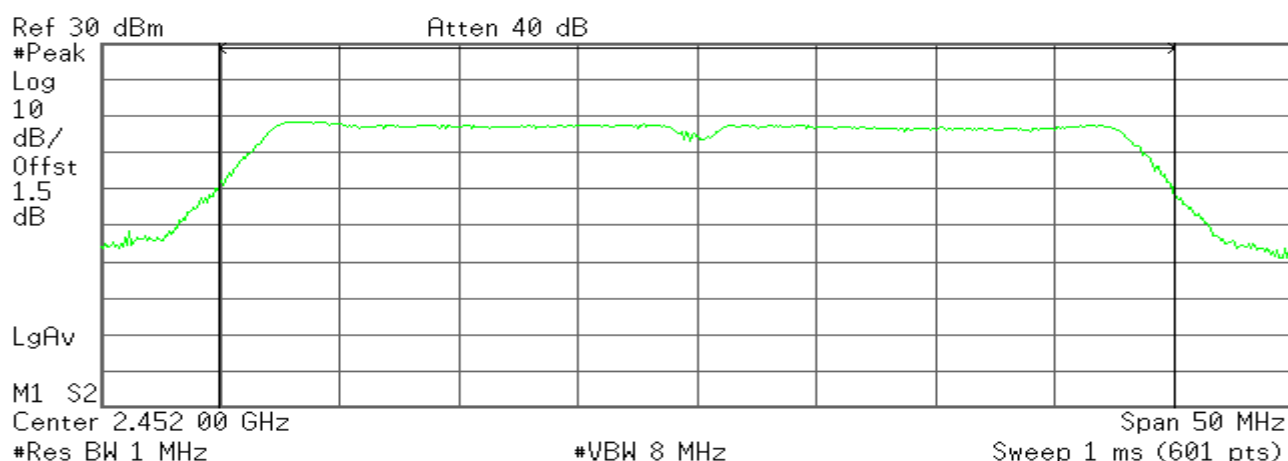
Power Spectral Density

2.59 dBm/MHz

Peak Power (CH High)

* Agilent

R T

**Channel Power**

18.21 dBm /40.0000 MHz

Power Spectral Density

2.19 dBm/MHz

**IEEE 802.11a mode:****5725~5785MHz****CH Low**

* Agilent

R T

Ref 30 dBm

#Atten 40 dB

#Peak

Log

10

dB/

Offst

2.5

dB

LgAv

M1 S2

Center 5.745 00 GHz

#Res BW 1 MHz

#VBW 8 MHz

Span 30 MHz

Sweep 1 ms (601 pts)

Channel Power**20.83 dBm /20.0000 MHz****Power Spectral Density****-52.18 dBm/Hz****CH Mid**

* Agilent

R T

Ref 30 dBm

#Atten 40 dB

#Peak

Log

10

dB/

Offst

2.5

dB

LgAv

M1 S2

Center 5.785 00 GHz

#Res BW 1 MHz

#VBW 8 MHz

Span 30 MHz

Sweep 1 ms (601 pts)

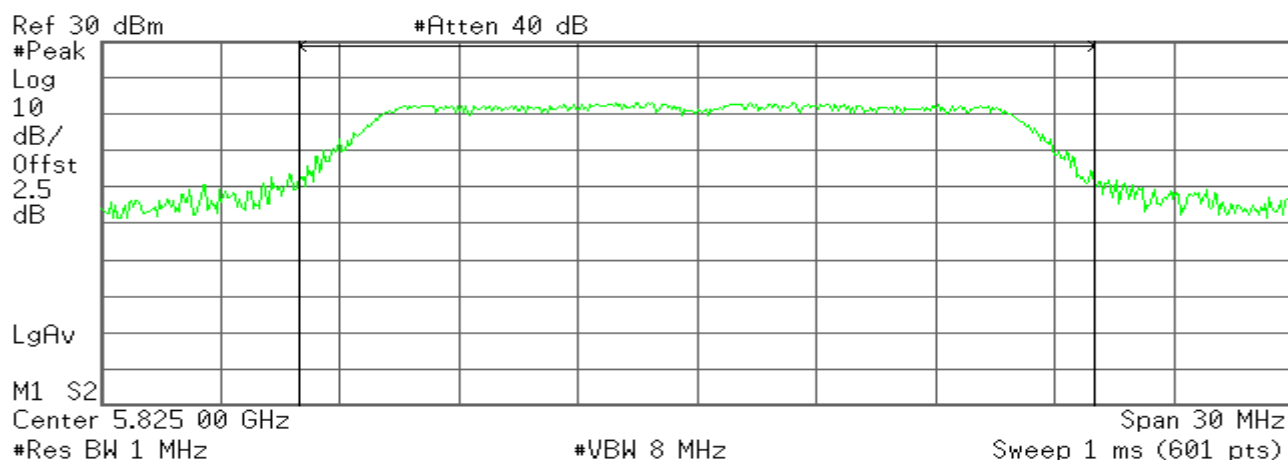
Channel Power**21.13 dBm /20.0000 MHz****Power Spectral Density****-51.88 dBm/Hz**



CH High

* Agilent

R T



Channel Power

20.22 dBm /20.0000 MHz

Power Spectral Density

-52.79 dBm/Hz

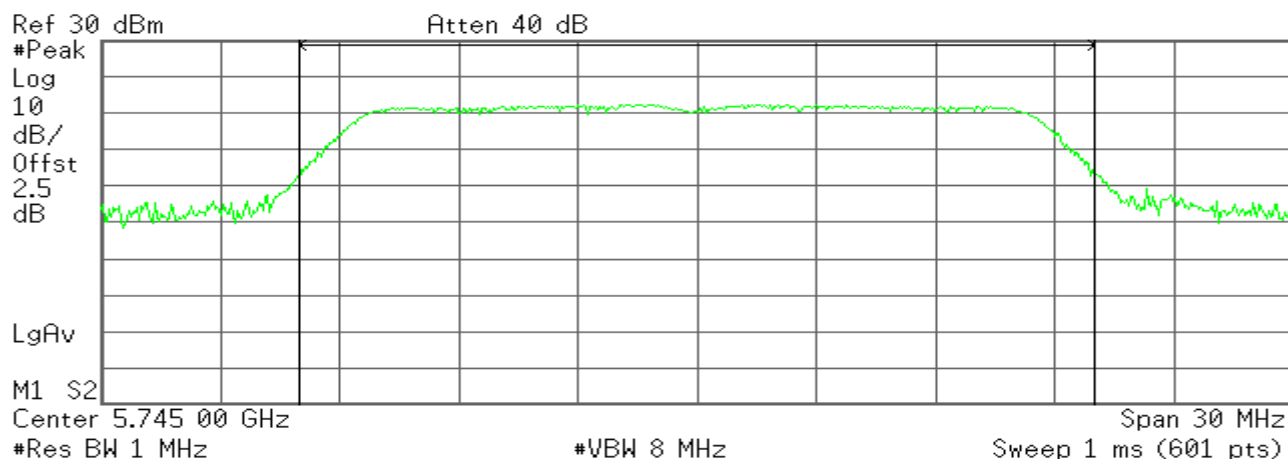
IEEE 802.11n HT20 mode

5725~5785MHz

CH Low

* Agilent

R T



Channel Power

19.63 dBm /20.0000 MHz

Power Spectral Density

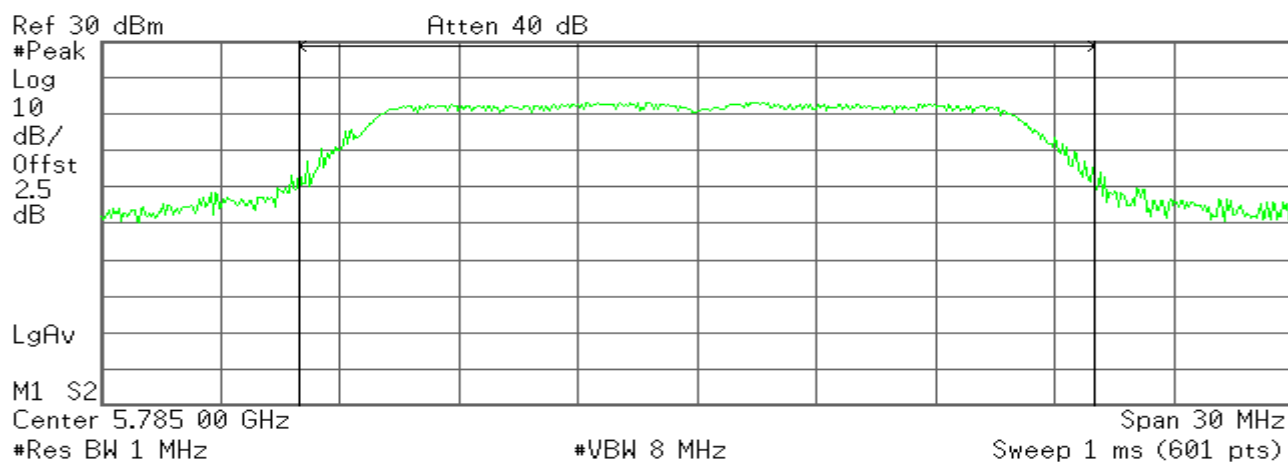
-53.38 dBm/Hz



CH Mid

* Agilent

R T

**Channel Power**

20.31 dBm /20.0000 MHz

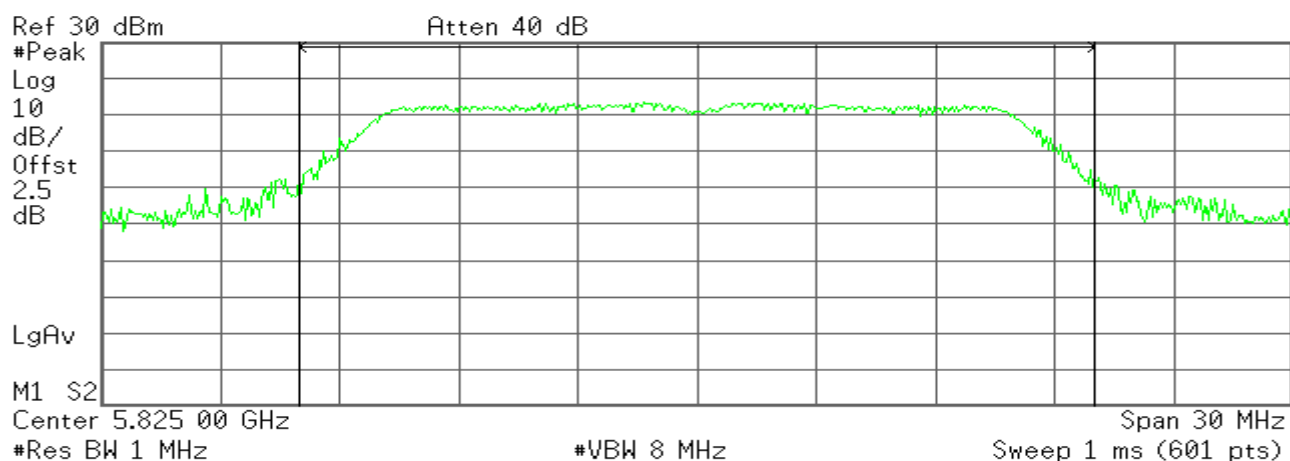
Power Spectral Density

-52.70 dBm/Hz

CH High

* Agilent

R T

**Channel Power**

20.29 dBm /20.0000 MHz

Power Spectral Density

-52.72 dBm/Hz

**IEEE 802.11n HT40 mode****5725~5785MHz****CH Low**

* Agilent

R T

Ref 30 dBm

Atten 40 dB

#Peak

Log

10

dB/

Offst

2.5

dB

LgAv

M1 S2

Center 5.755 0 GHz

#Res BW 1 MHz

#VBW 8 MHz

Span 60 MHz

Sweep 1 ms (601 pts)

Channel Power**19.09 dBm /40.0000 MHz****Power Spectral Density****-56.93 dBm/Hz****CH High**

* Agilent

R T

Ref 30 dBm

Atten 40 dB

#Peak

Log

10

dB/

Offst

2.5

dB

LgAv

M1 S2

Center 5.795 0 GHz

#Res BW 1 MHz

#VBW 8 MHz

Span 60 MHz

Sweep 1 ms (601 pts)

Channel Power**20.41 dBm /40.0000 MHz****Power Spectral Density****-55.61 dBm/Hz**

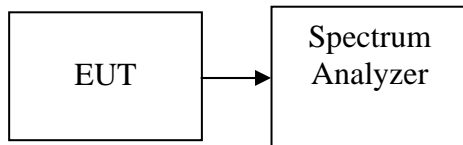


4.3. PEAK POWER SPECTRAL DENSITY

LIMIT

1. According to §15.247(e), for digitally modulated systems, the power spectral density conducted from the intentional radiator to the antenna shall not be greater than 8 dBm in any 3 kHz band during any time interval of continuous transmission.
2. According to §15.247(f), the digital modulation operation of the hybrid system, with the frequency hopping turned off, shall comply with the power density requirements of paragraph (d) of this section.

Test Configuration



TEST PROCEDURE

1. Place the EUT on the table and set it in transmitting mode. Remove the antenna from the EUT and then connect a low loss RF cable from the antenna port to the spectrum analyzer.
2. Set the spectrum analyzer as RBW = 3 kHz, VBW = 10 kHz, Span = 1.5 times the DTS bandwidth, Sweep = auto
3. Record the max reading.
4. Repeat the above procedure until the measurements for all frequencies are completed.

TEST RESULTS

No non-compliance noted

Test Data

**Test mode: IEEE 802.11b mode**

Channel	Frequency (MHz)	Chain 0 PPSD (dBm)	Chain 1 PPSD (dBm)	Total PPSD (dBm)	Limit (dBm)	Result
Low	2412	-7.00	-7.47	-4.22	8.00	PASS
Mid	2437	-7.34	-7.60	-4.46	8.00	PASS
High	2462	-8.17	-8.72	-5.43	8.00	PASS

Test mode: IEEE 802.11g mode

Channel	Frequency (MHz)	Chain 0 PPSD (dBm)	Chain 1 PPSD (dBm)	Total PPSD (dBm)	Limit (dBm)	Result
Low	2412	-10.29	-11.75	-7.95	8.00	PASS
Mid	2437	-10.61	-11.25	-7.91	8.00	PASS
High	2462	-11.71	-12.12	-8.90	8.00	PASS

Test mode: IEEE 802.11n HT20 mode

Channel	Frequency (MHz)	Chain 0 PPSD (dBm)	Chain 1 PPSD (dBm)	Total PPSD (dBm)	Limit (dBm)	Result
Low	2412	-12.56	-14.22	-10.30	8.00	PASS
Mid	2437	-12.57	-13.10	-9.82	8.00	PASS
High	2462	-14.23	-14.13	-11.17	8.00	PASS

Test mode: IEEE 802.11n HT40 mode

Channel	Frequency (MHz)	Chain 0 PPSD (dBm)	Chain 1 PPSD (dBm)	Total PPSD (dBm)	Limit (dBm)	Result
Low	2422	-16.67	-17.14	-13.89	8.00	PASS
Mid	2437	-16.35	-17.11	-13.70	8.00	PASS
High	2452	-16.44	-16.67	-13.54	8.00	PASS

Test mode: IEEE 802.11a mode

Channel	Frequency (MHz)	PPSD (dBm)	Limit (dBm)	Result
Low	5745	-3.20	8.00	PASS
Mid	5785	-3.05	8.00	PASS
High	5825	-3.55	8.00	PASS

Test mode: IEEE 802.11n HT20 mode

Channel	Frequency (MHz)	PPSD (dBm)	Limit (dBm)	Result
Low	5745	-2.26	8.00	PASS
Mid	5785	-2.80	8.00	PASS
High	5825	-2.58	8.00	PASS

Test mode: IEEE 802.11n HT40 mode



Compliance Certification Services Inc.

Report No: C140516R02-RPW

FCC ID: XPF-REG02-UTT

Date of Issue :August 1, 2014

Channel	Frequency (MHz)	PPSD (dBm)	Limit (dBm)	Result
Low	5755	-4.92	8.00	PASS
High	5795	-5.10	8.00	PASS

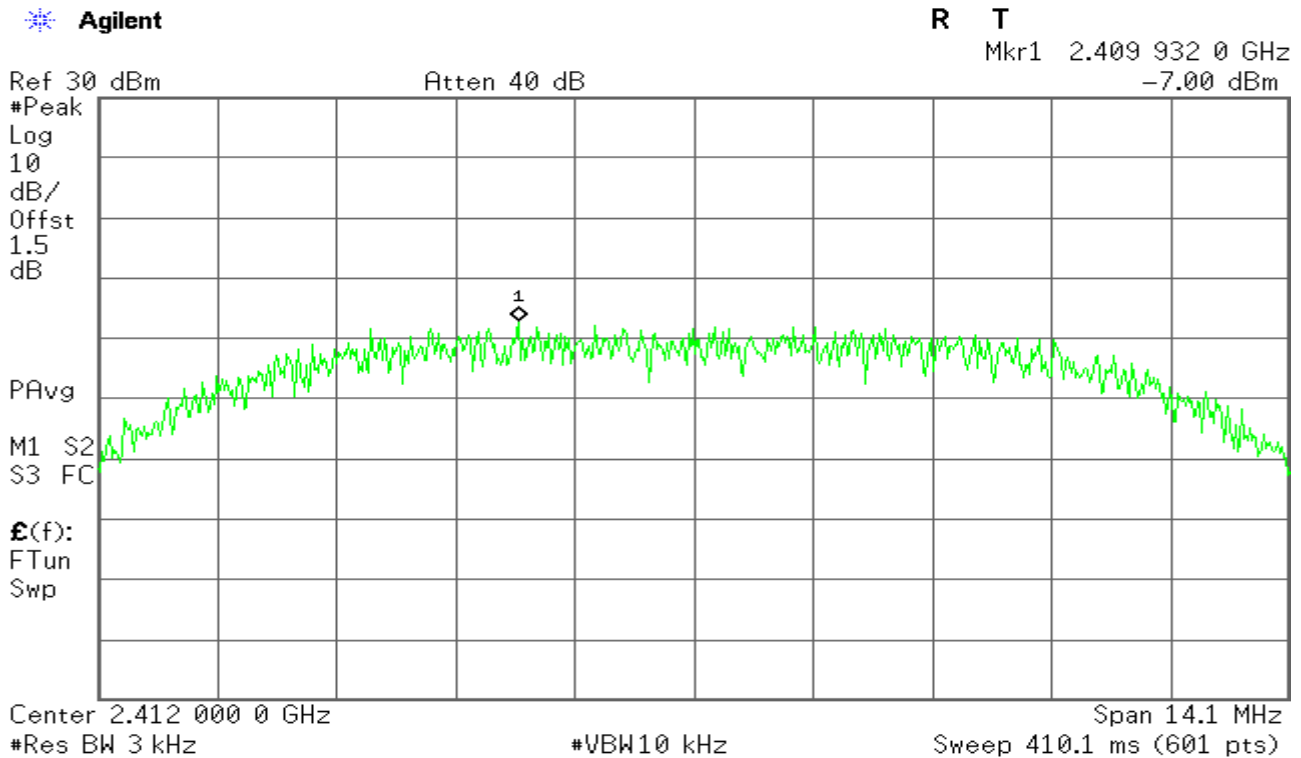
Remark: Total PPSD (dBm) = $10 * \text{LOG}(10^{(\text{Chain 0 PPSD} / 10)} + 10^{(\text{Chain 1 PPSD} / 10)})$



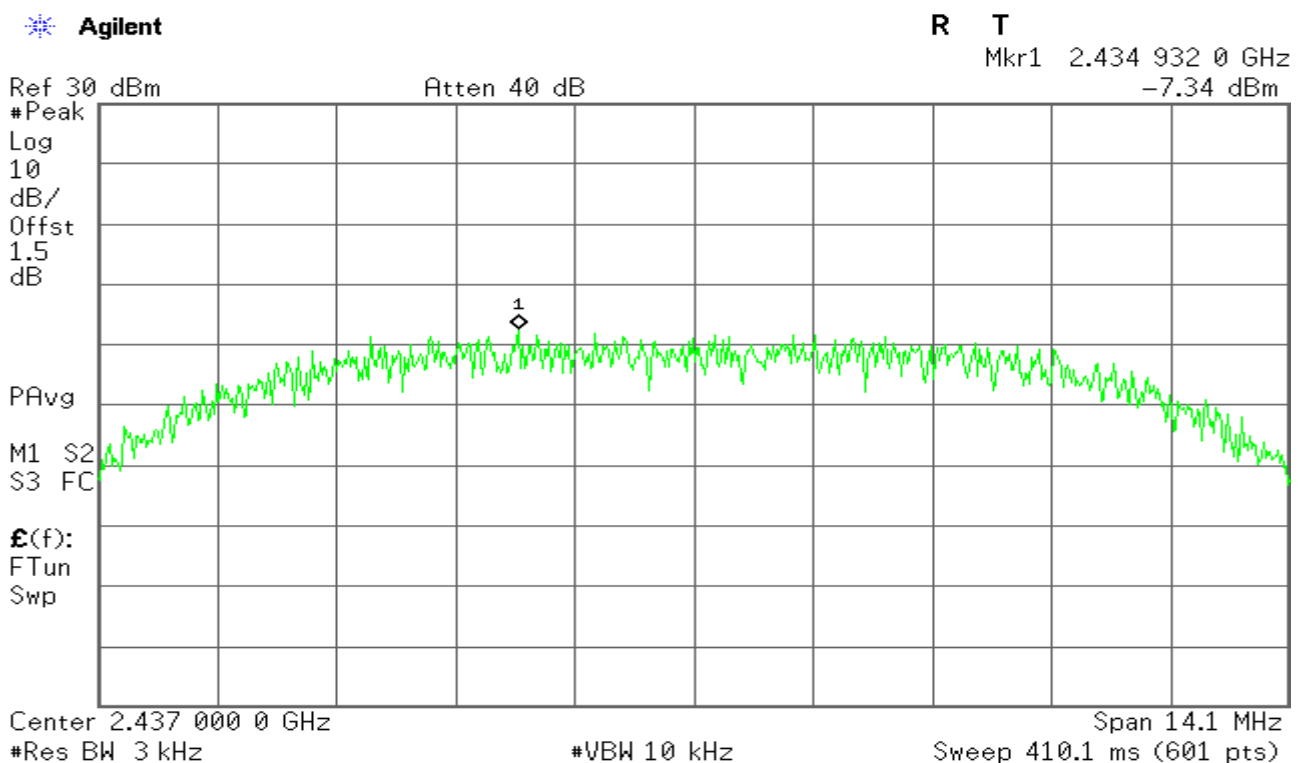
Test Plot

IEEE 802.11b mode/Chain 0

PPSD (CH Low)



PPSD (CH Mid)

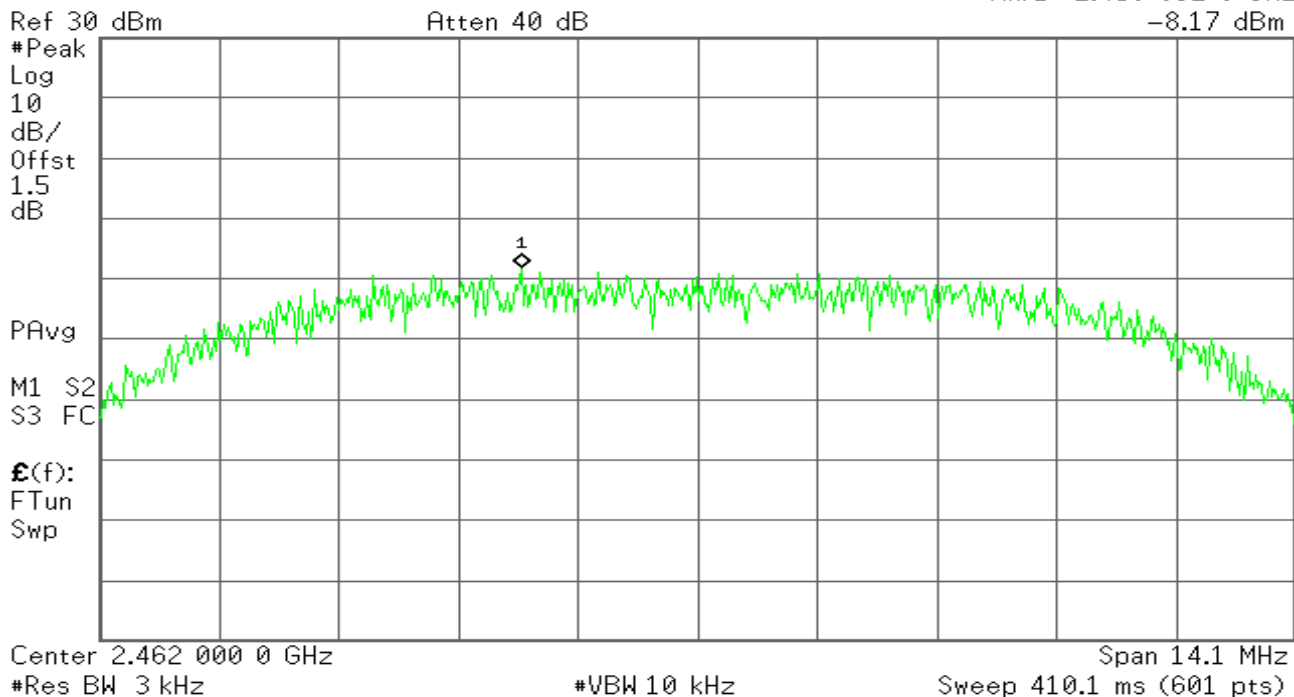




PPSD (CH High)

Agilent

R T

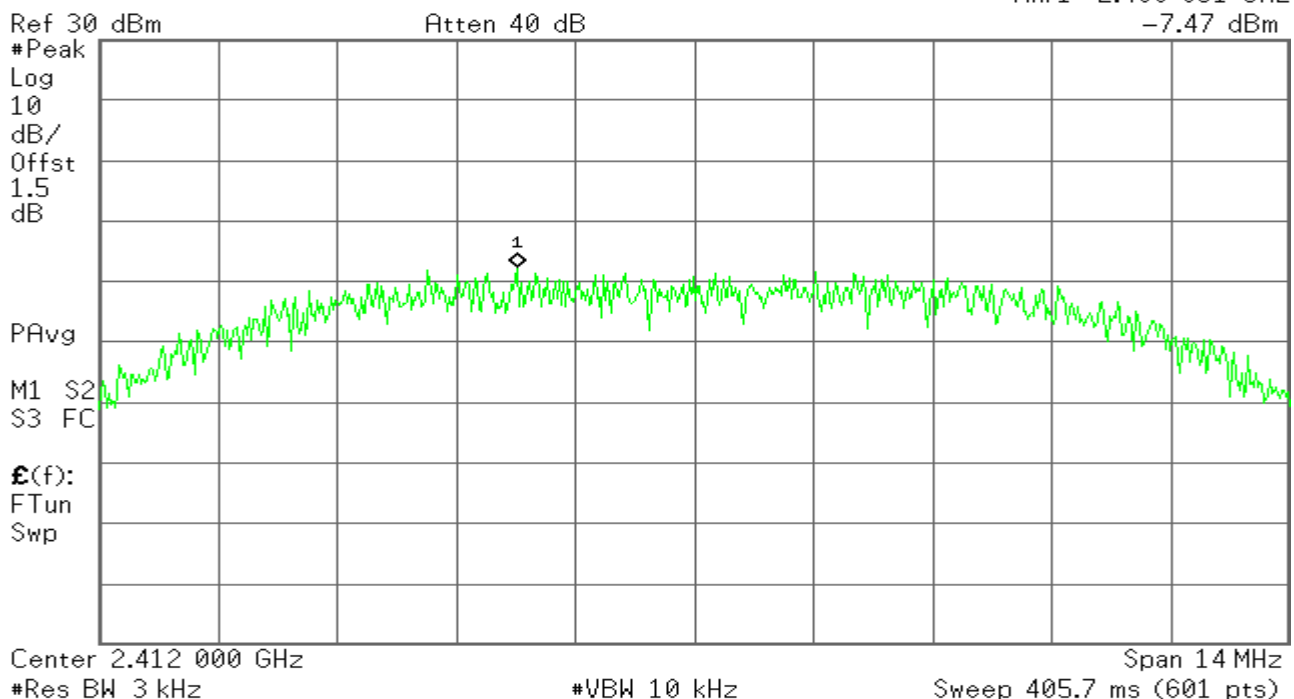
Mkr1 2.459 932 0 GHz
-8.17 dBm

IEEE 802.11b mode/Chain 1

PPSD (CH Low)

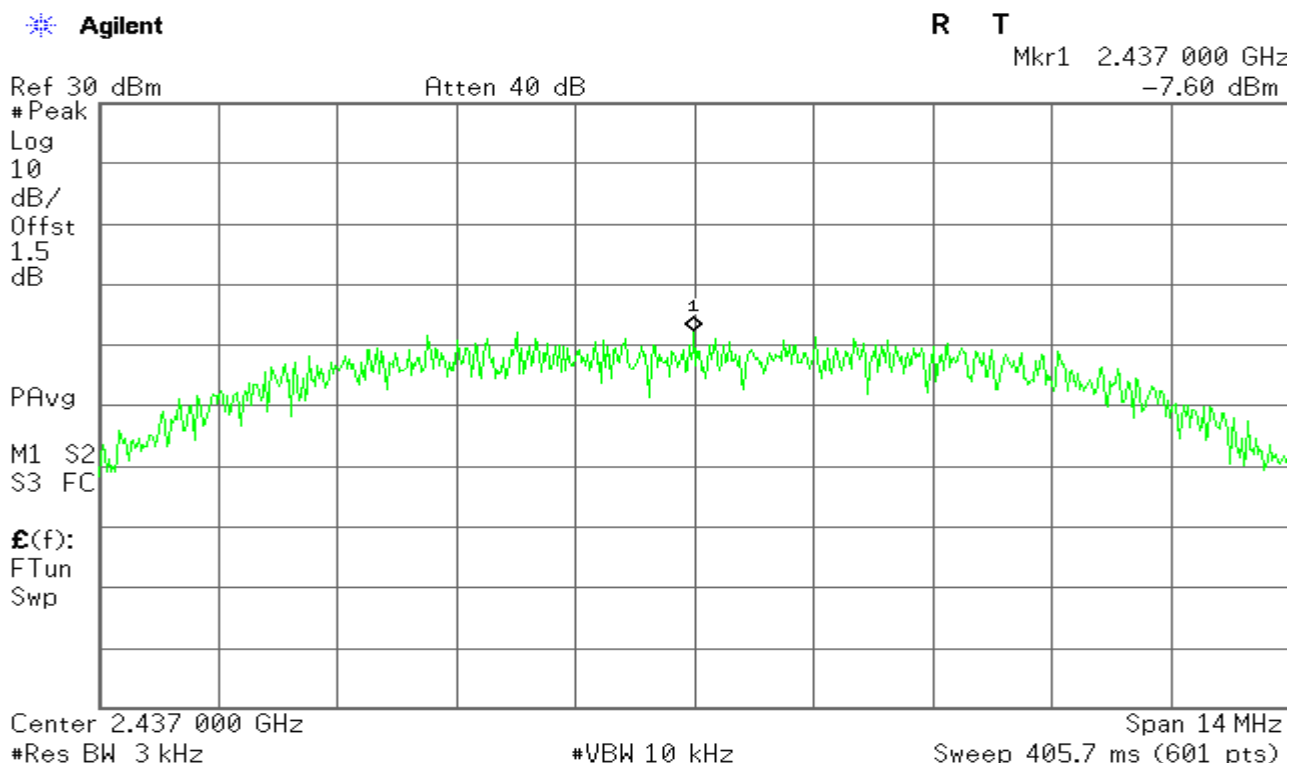
Agilent

R T

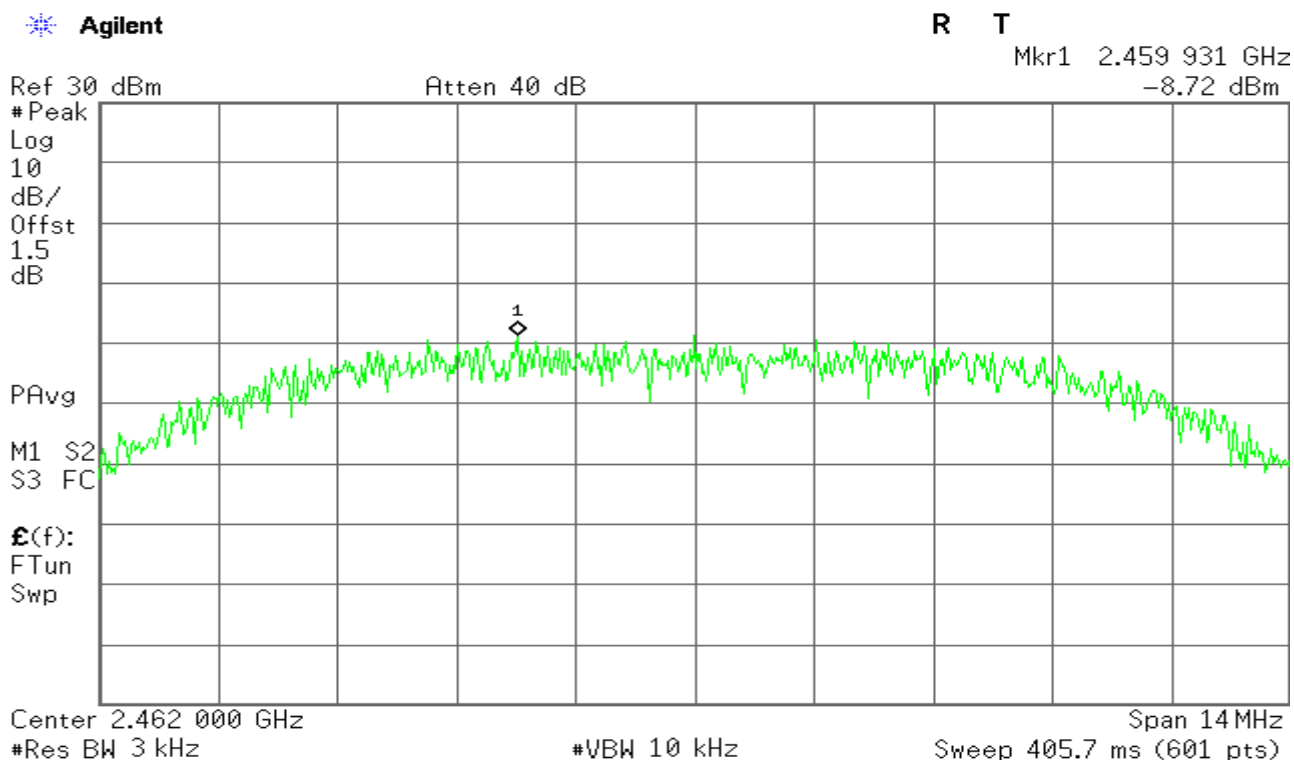
Mkr1 2.409 931 GHz
-7.47 dBm



PPSD (CH Mid)



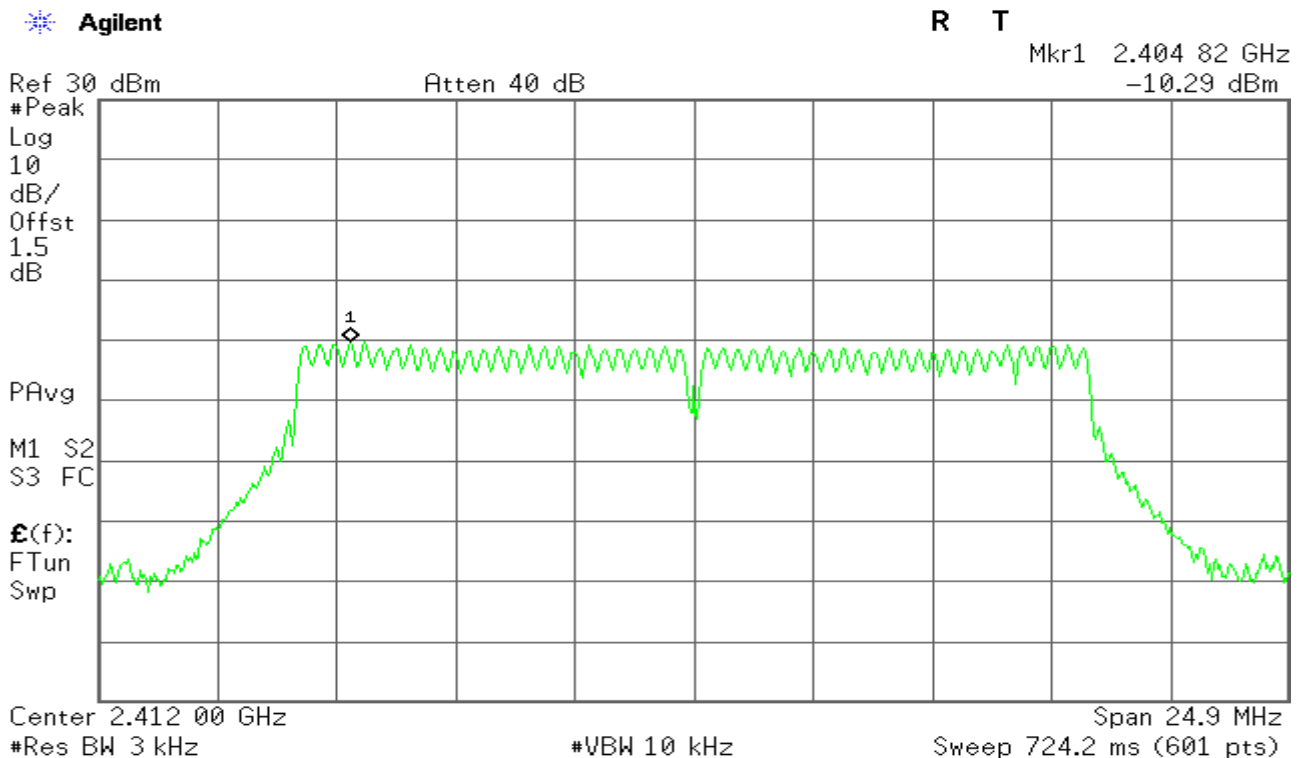
PPSD (CH High)



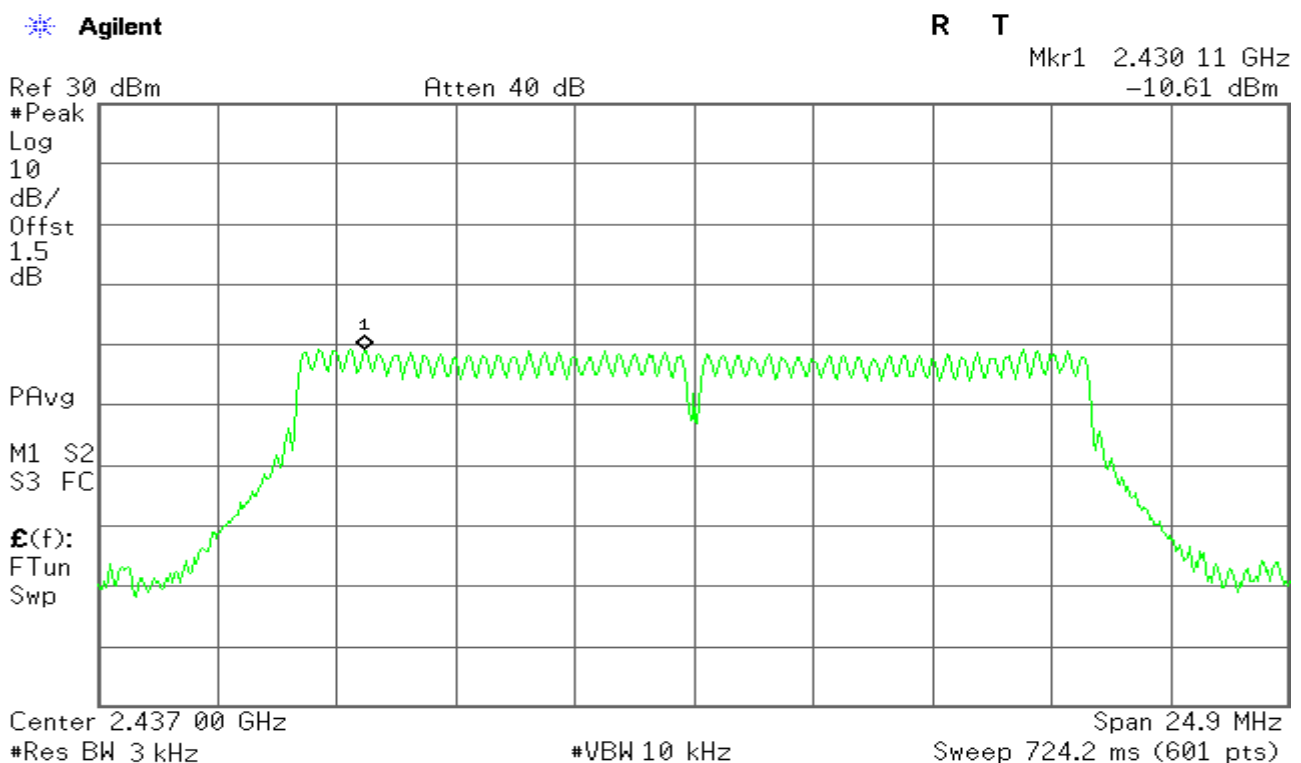


IEEE 802.11g mode/Chain 0

PPSD (CH Low)



PPSD (CH Mid)





PPSD (CH High)

Agilent

R T

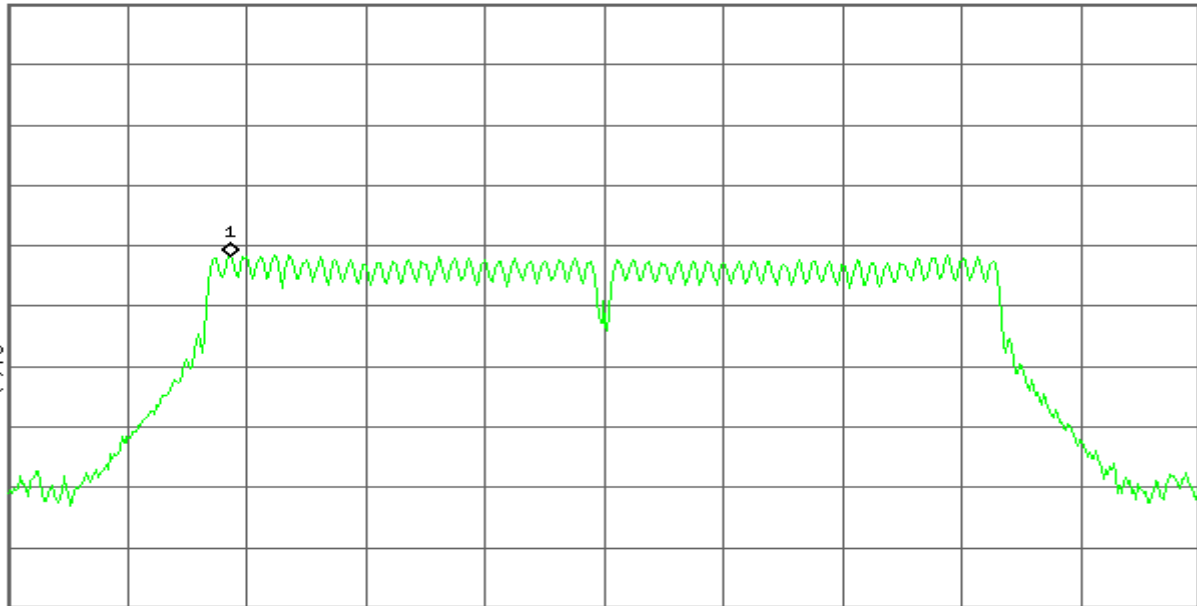
Mkr1 2.454 20 GHz
-11.71 dBm

Ref 30 dBm

Atten 40 dB

#Peak
Log
10
dB/
Offst
1.5
dB

PAvg

M1 S2
S3 FCE(f):
FTun
Swp

Center 2.462 00 GHz

#Res BW 3 kHz

#VBW 10 kHz

Span 24.9 MHz
Sweep 724.2 ms (601 pts)

IEEE 802.11g mode/Chain 1

PPSD (CH Low)

Agilent

R T

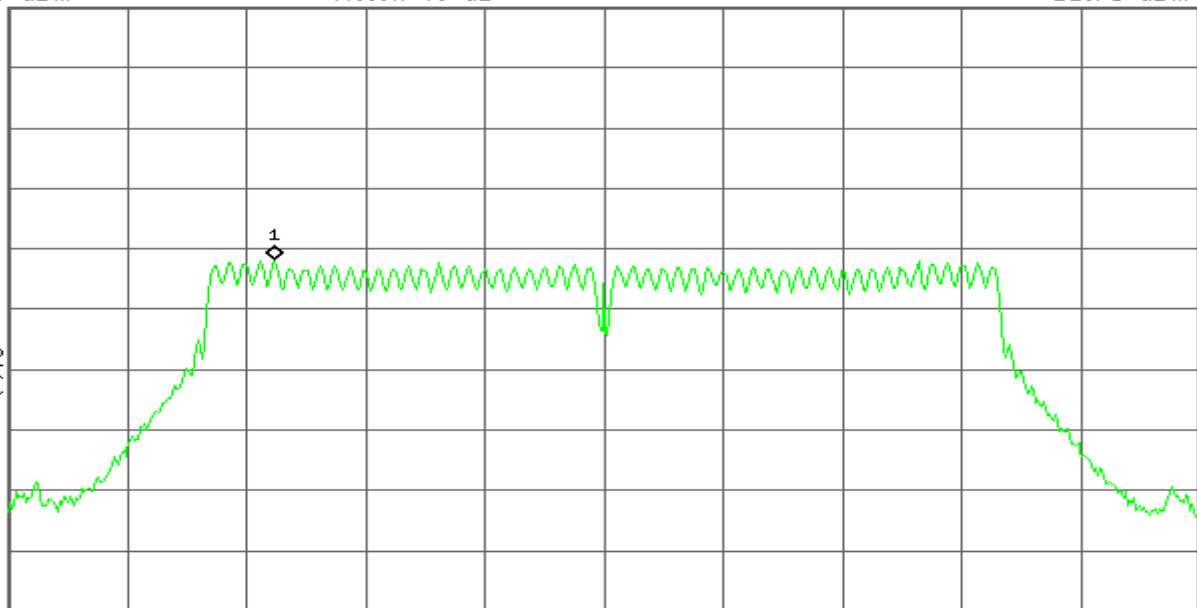
Mkr1 2.405 11 GHz
-11.75 dBm

Ref 30 dBm

Atten 40 dB

#Peak
Log
10
dB/
Offst
1.5
dB

PAvg

M1 S2
S3 FCE(f):
FTun
Swp

Center 2.412 00 GHz

#Res BW 3 kHz

#VBW 10 kHz

Span 24.9 MHz
Sweep 724.2 ms (601 pts)



PPSD (CH Mid)

Agilent

R T

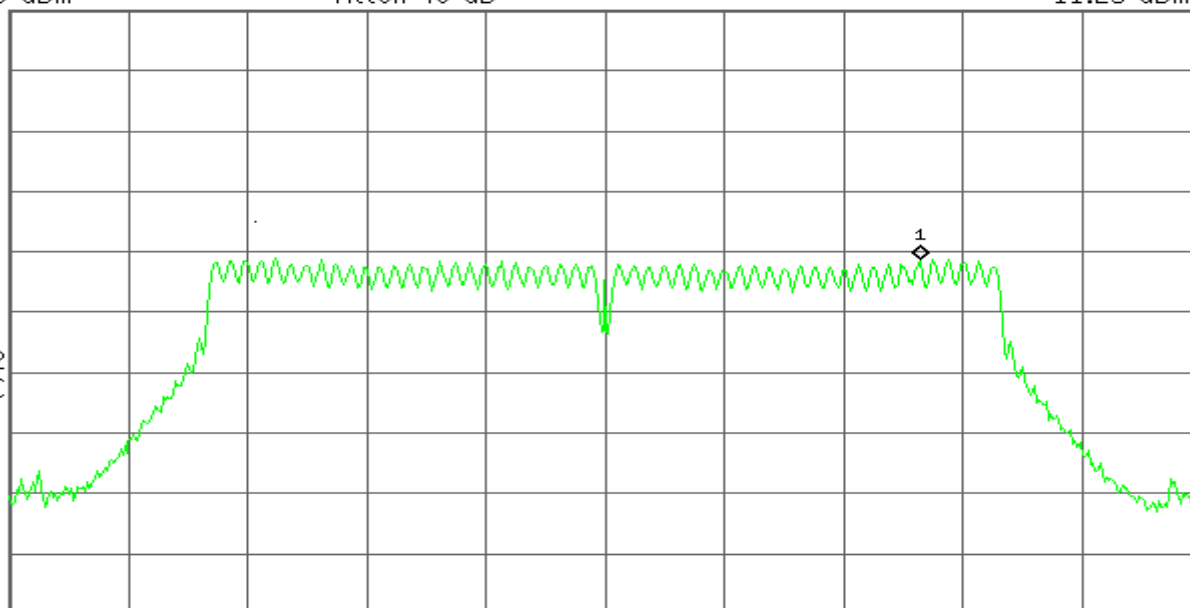
Mkr1 2.443 60 GHz
-11.25 dBm

Ref 30 dBm

Atten 40 dB

#Peak
Log
10
dB/
Offst
1.5
dB

PAvg

M1 S2
S3 FCE(f):
FTun
Swp

Center 2.437 00 GHz

#Res BW 3 kHz

#VBW 10 kHz

Span 24.9 MHz
Sweep 724.2 ms (601 pts)

PPSD (CH High)

Agilent

R T

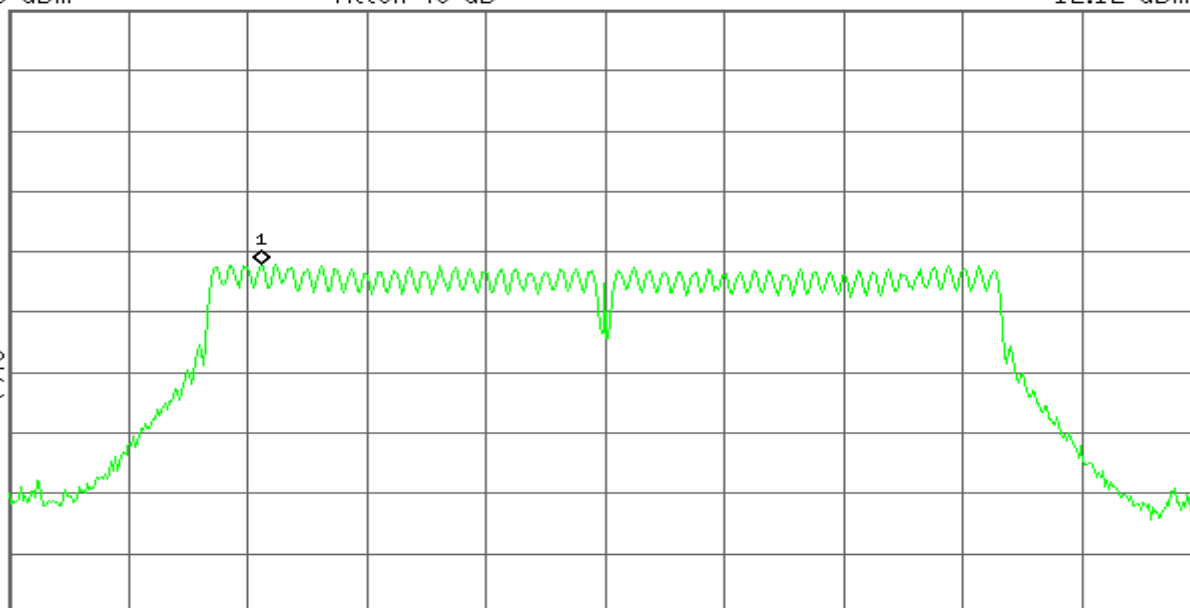
Mkr1 2.454 82 GHz
-12.12 dBm

Ref 30 dBm

Atten 40 dB

#Peak
Log
10
dB/
Offst
1.5
dB

PAvg

M1 S2
S3 FCE(f):
FTun
Swp

Center 2.462 00 GHz

#Res BW 10 3 kHz

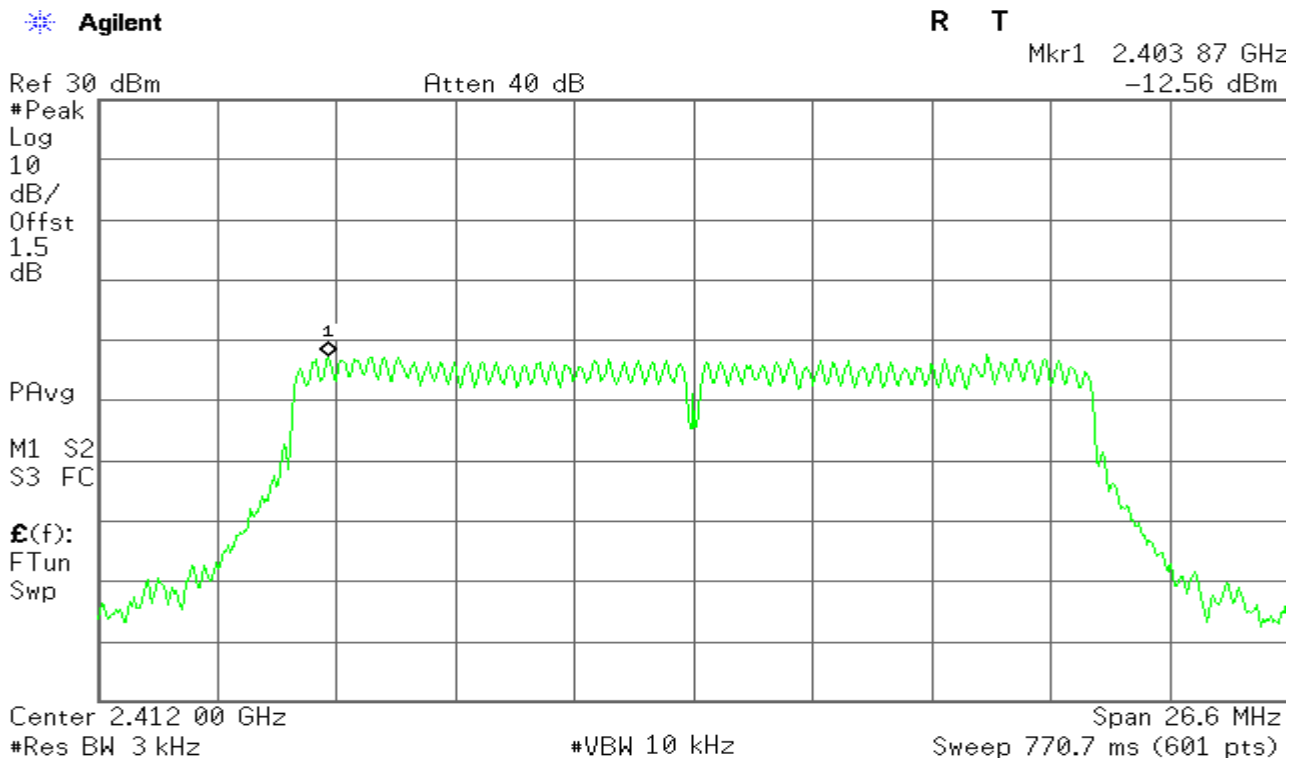
#VBW 10 kHz

Span 24.9 MHz
Sweep 724.2 ms (601 pts)

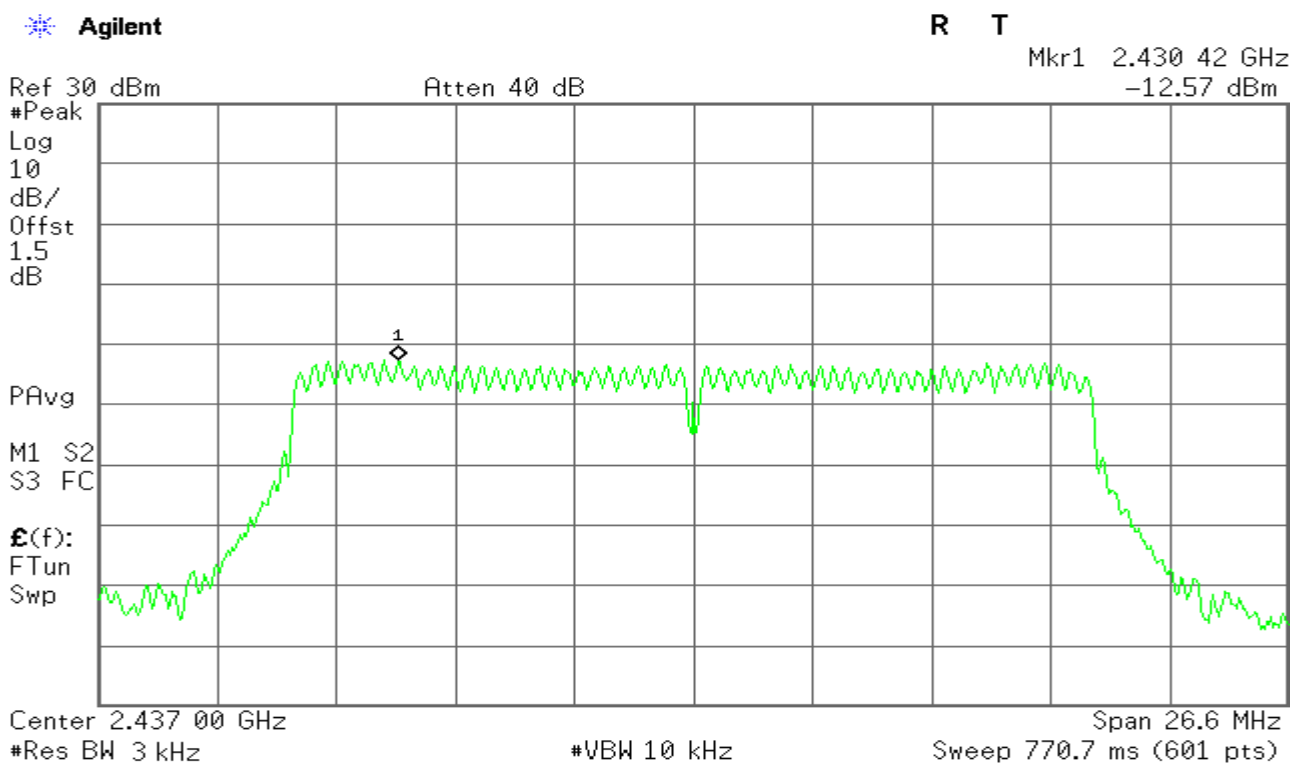


IEEE 802.11n HT20 mode / Chain 0

PPSD (CH Low)

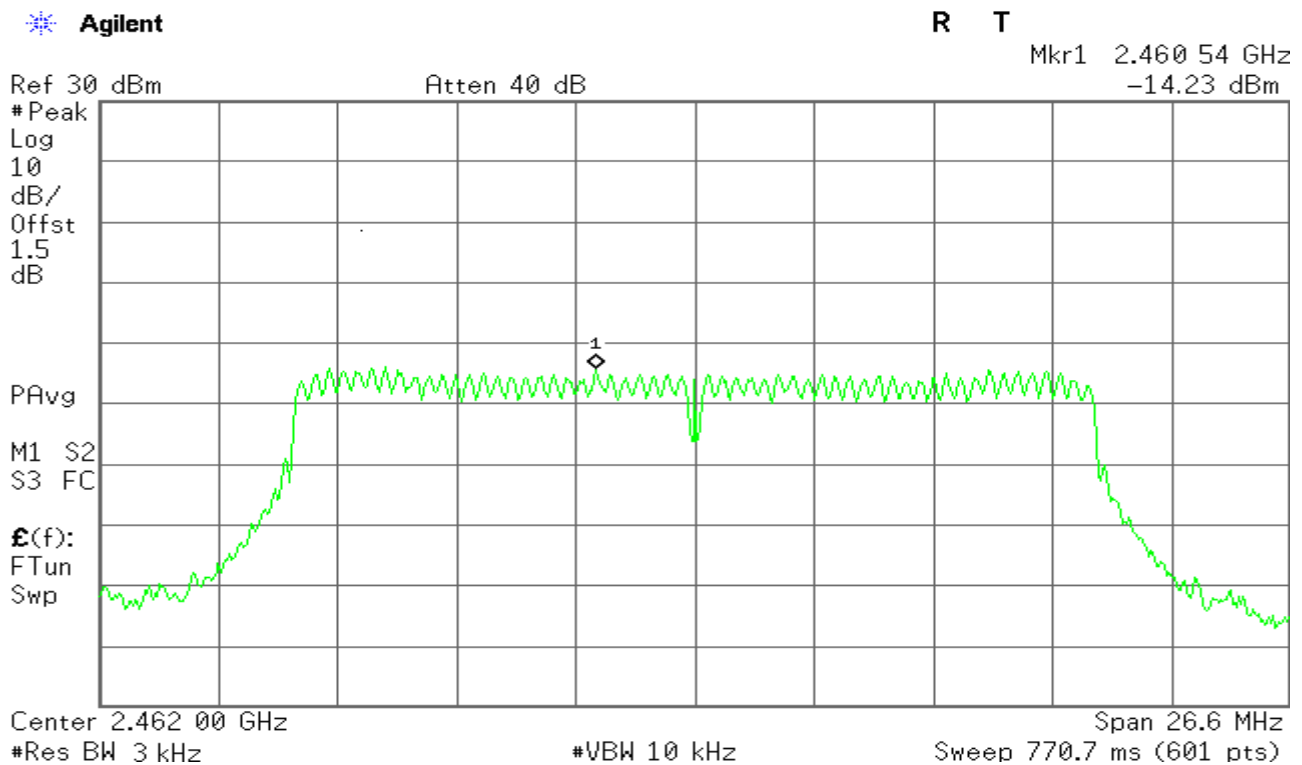


PPSD (CH Mid)



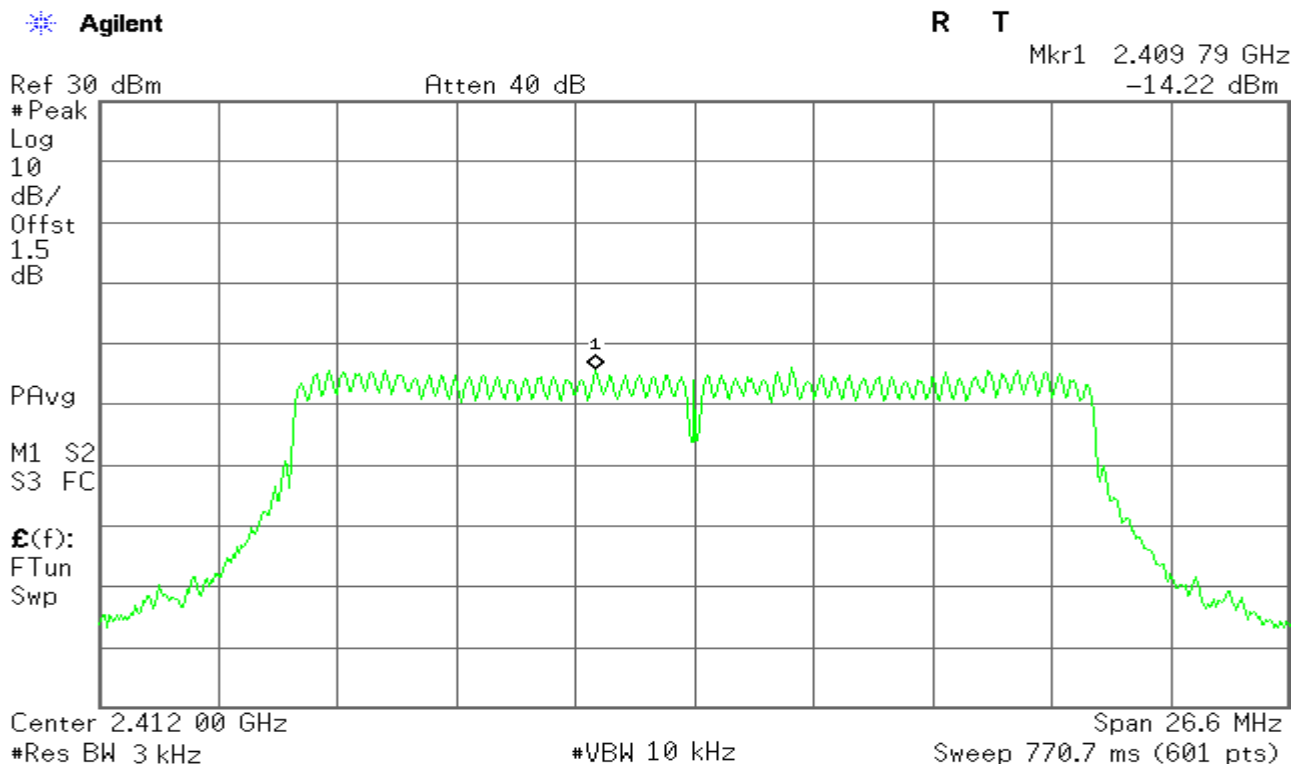


PPSD (CH High)



IEEE 802.11n HT20 mode / Chain 1

PPSD (CH Low)





PPSD (CH Mid)

Agilent

R T

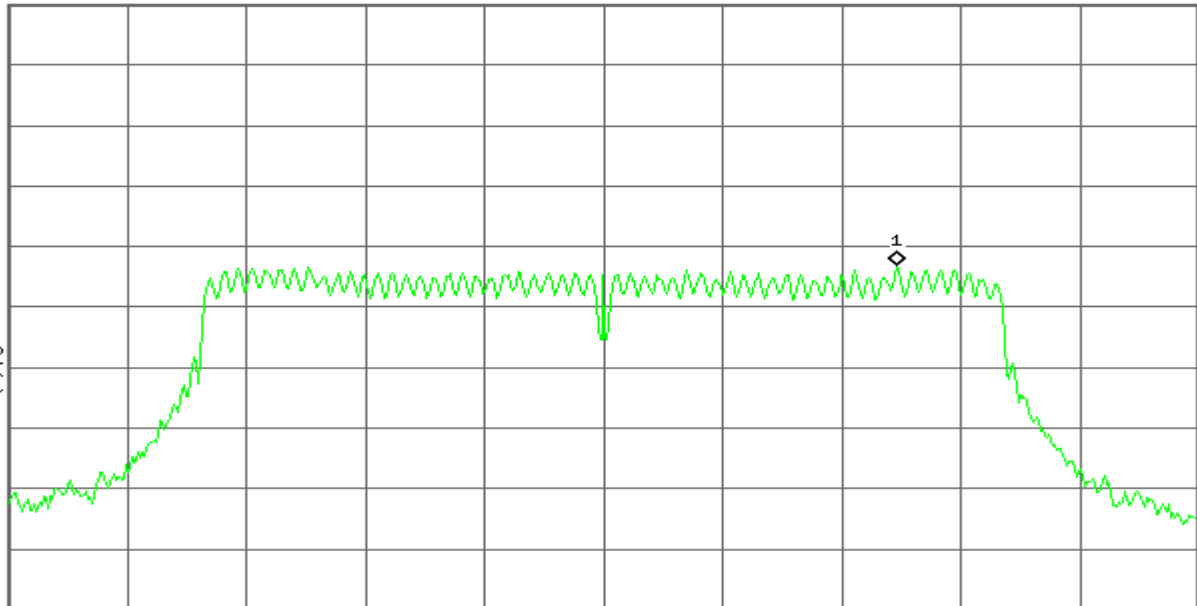
Mkr1 2.443 54 GHz
-13.10 dBm

Ref 30 dBm

Atten 40 dB

#Peak
Log
10
dB/
Offst
1.5
dB

PAvg

M1 S2
S3 FCE(f):
FTun
Swp

Center 2.437 00 GHz

#Res BW 3 kHz

#VBW 10 kHz

Span 26.6 MHz
Sweep 770.7 ms (601 pts)

PPSD (CH High)

Agilent

R T

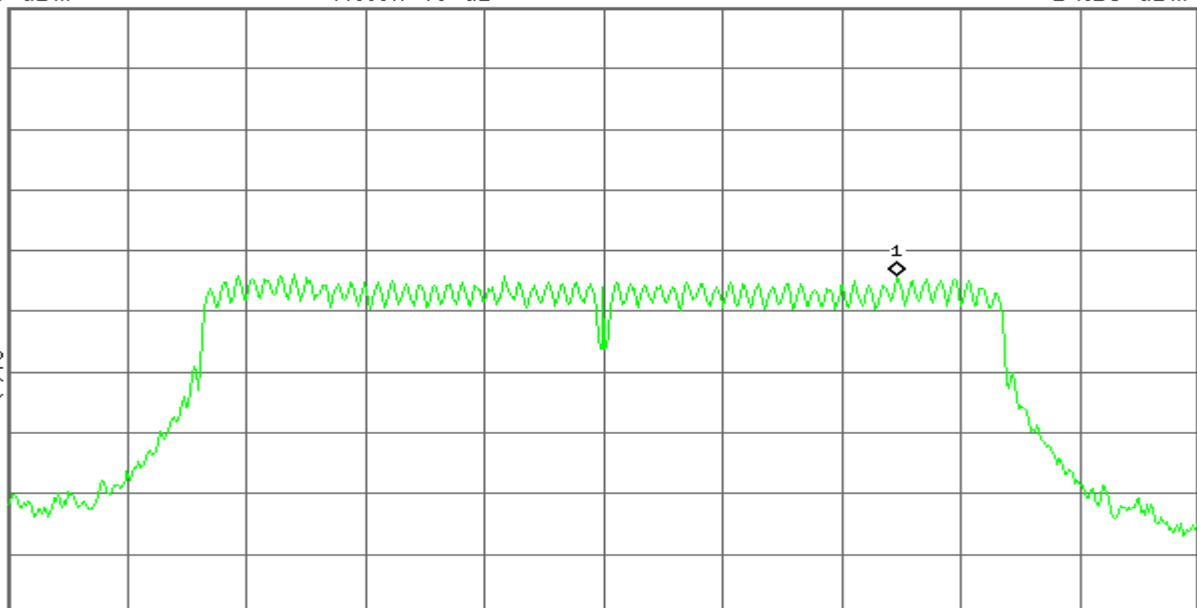
Mkr1 2.468 54 GHz
-14.13 dBm

Ref 30 dBm

Atten 40 dB

#Peak
Log
10
dB/
Offst
1.5
dB

PAvg

M1 S2
S3 FCE(f):
FTun
Swp

Center 2.462 00 GHz

#Res BW 3 kHz

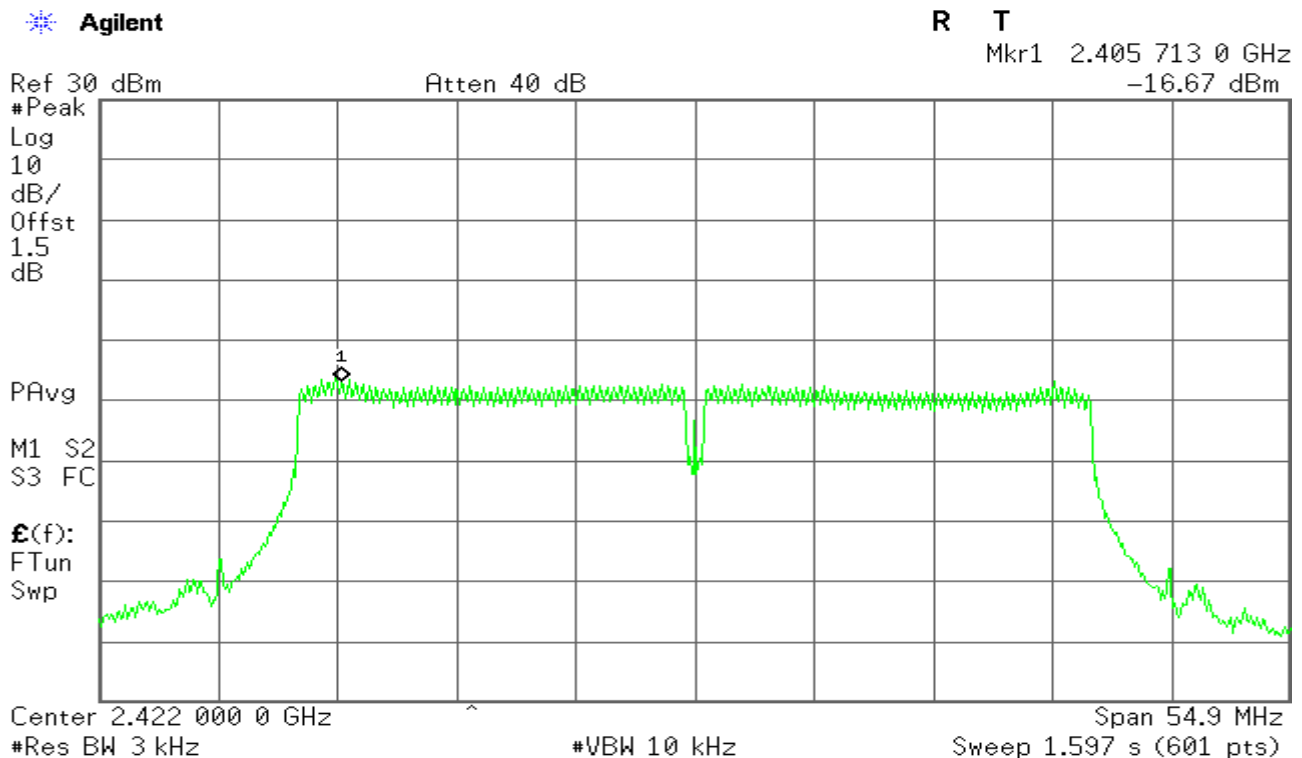
#VBW 10 kHz

Span 26.6 MHz
Sweep 770.7 ms (601 pts)

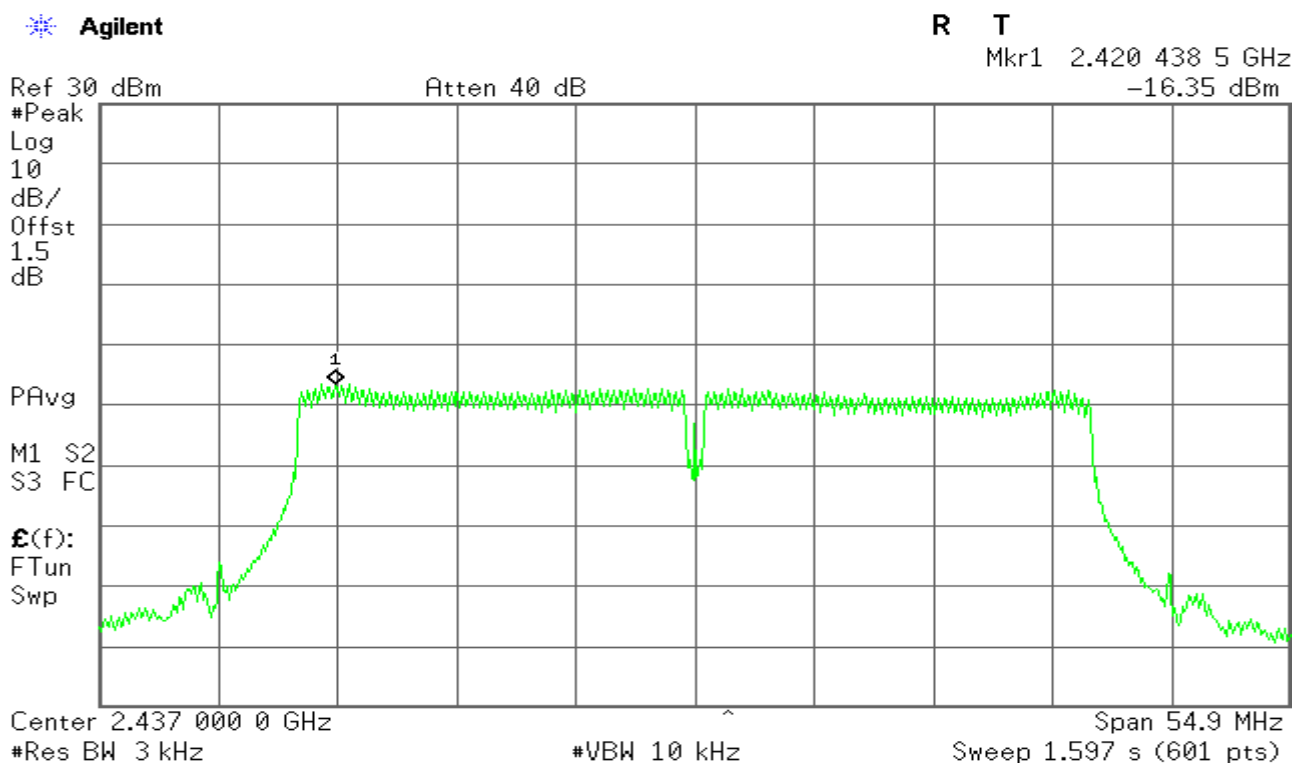


IEEE 802.11n HT40 mode / Chain 0

PPSD (CH Low)

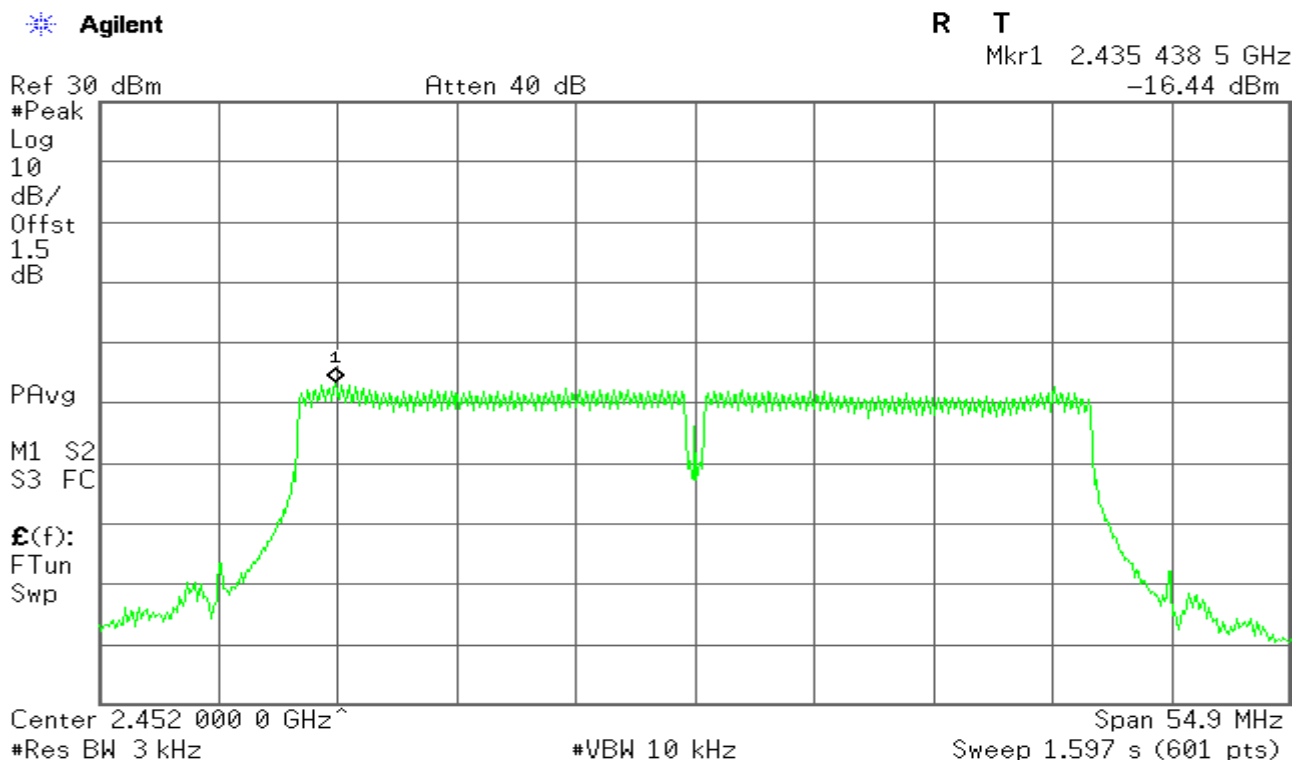


PPSD (CH Mid)



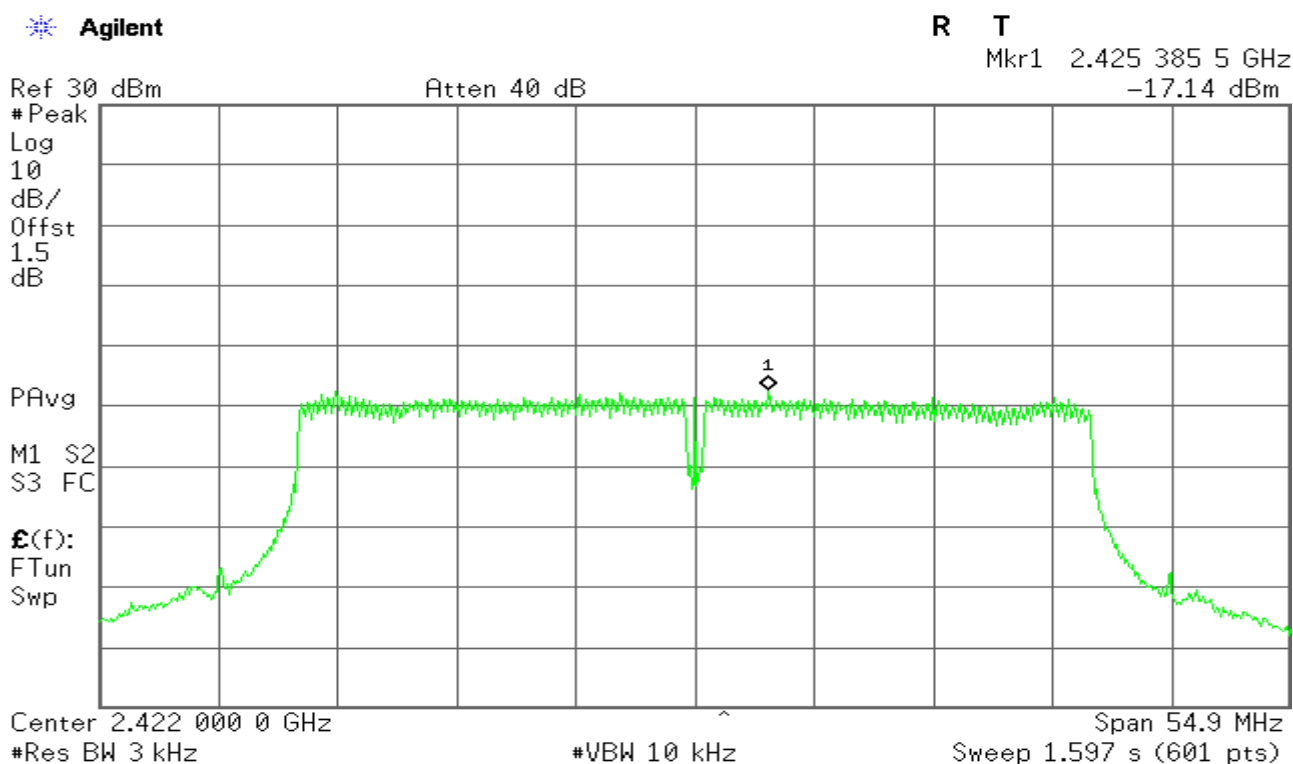


PPSD (CH High)



IEEE 802.11n HT40 mode / Chain 1

PPSD (CH Low)





PPSD (CH Mid)

Agilent

R T

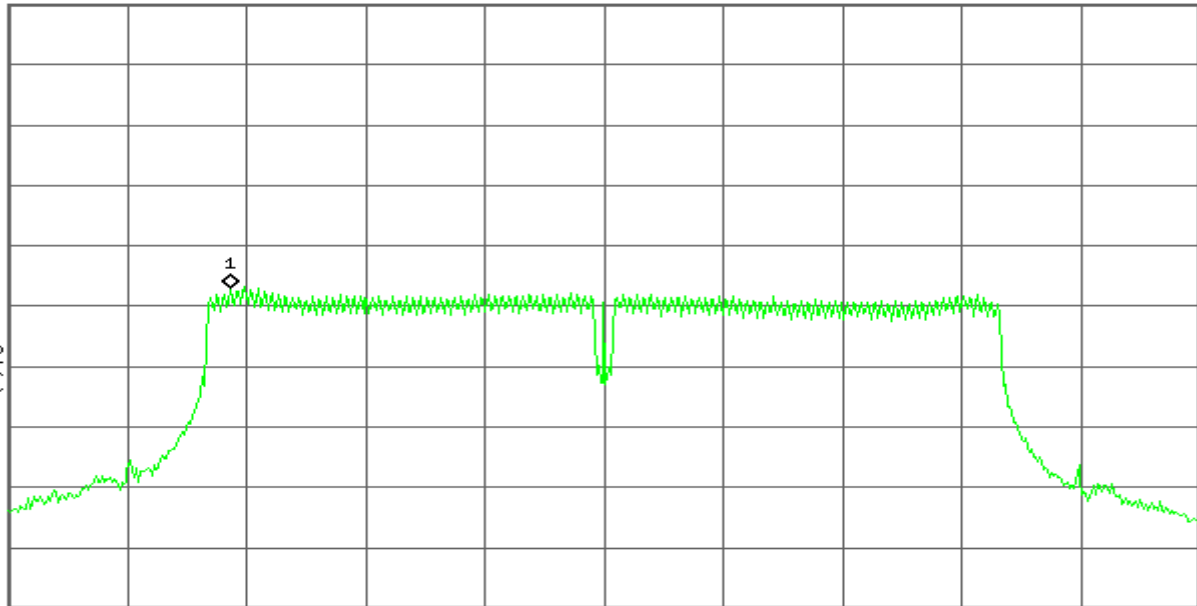
Mkr1 2.419 798 0 GHz
-17.11 dBm

Ref 30 dBm

Atten 40 dB

#Peak
Log
10
dB/
Offst
1.5
dB

PAvg

M1 S2
S3 FCE(f):
FTun
Swp

Center 2.437 000 0 GHz ^

#Res BW 3 kHz

#VBW 10 kHz

Span 54.9 MHz
Sweep 1.597 s (601 pts)

PPSD (CH High)

Agilent

R T

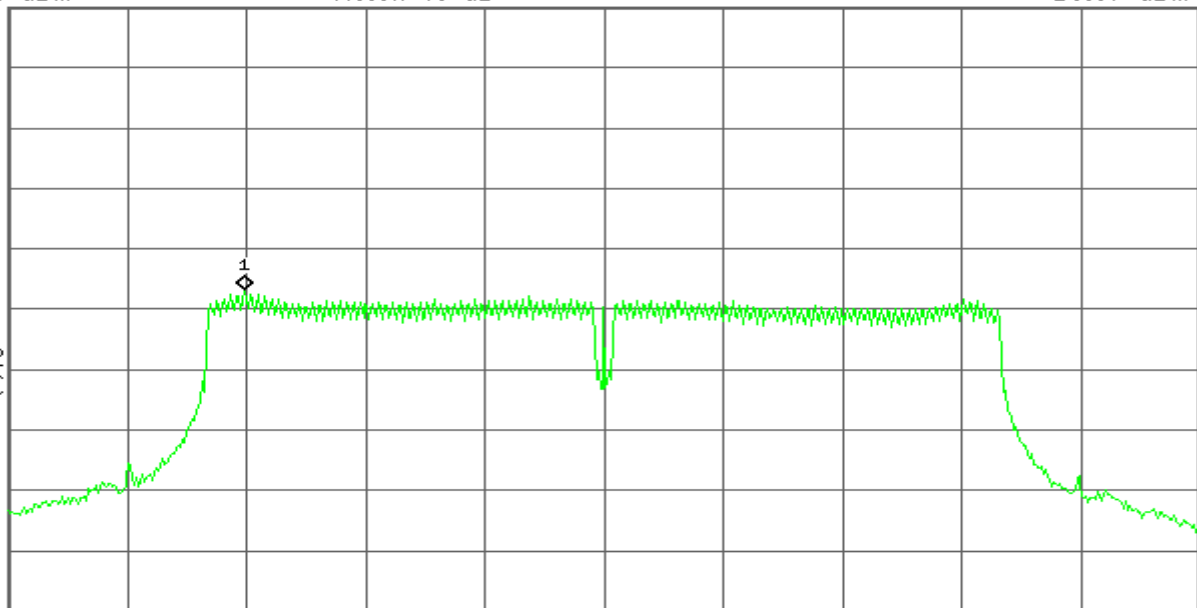
Mkr1 2.435 438 5 GHz
-16.67 dBm

Ref 30 dBm

Atten 40 dB

#Peak
Log
10
dB/
Offst
1.5
dB

PAvg

M1 S2
S3 FCE(f):
FTun
Swp

Center 2.452 000 0 GHz ^

#Res BW 3 kHz

#VBW 10 kHz

Span 54.9 MHz
Sweep 1.597 s (601 pts)



Compliance Certification Services Inc.

Report No: C140516R02-RPW

FCC ID: XPF-REG02-UTT

Date of Issue :August 1, 2014

Test Plot

IEEE 802.11a mode:

5725~5825MHz

CH Low

Agilent

R T

Mkr1 5.745 25 GHz
-3.20 dBm

Ref 30 dBm

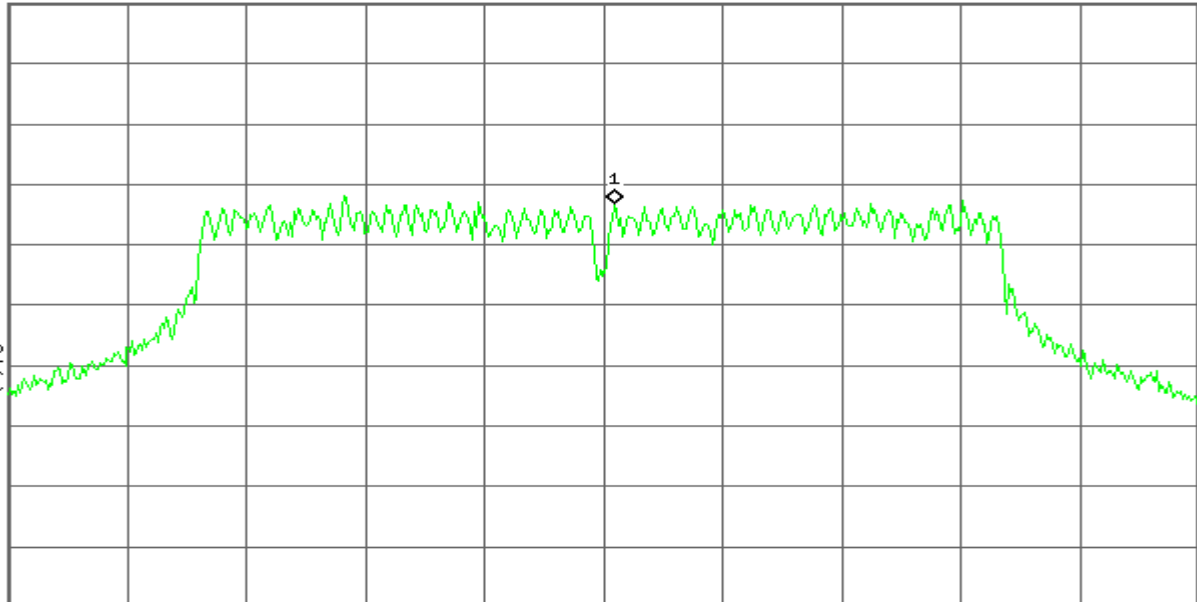
Atten 40 dB

#Peak
Log
10
dB/
Offst
2.5
dB

LgAv

M1 S2
S3 FC

£(f):
FTun
Swp



Center 5.745 00 GHz

*Res BW 3 kHz

*VBW 10 kHz

Span 24.6 MHz
Sweep 2.594 s (601 pts)

CH Mid

Agilent

R T

Mkr1 5.789 63 GHz
-3.05 dBm

Ref 30 dBm

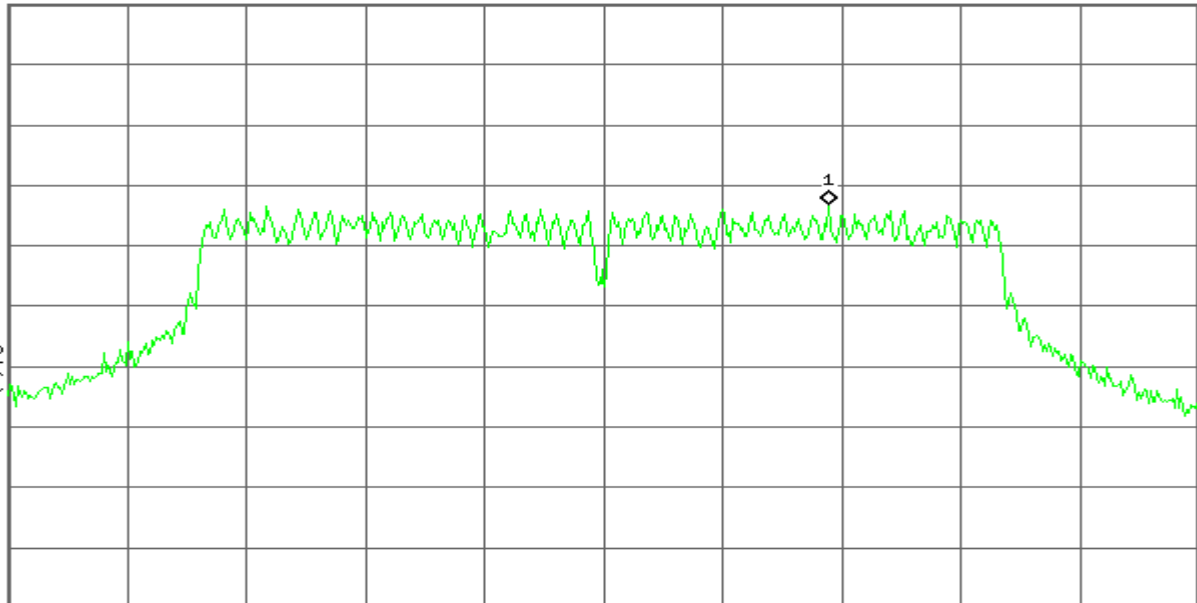
Atten 40 dB

#Peak
Log
10
dB/
Offst
2.5
dB

LgAv

M1 S2
S3 FC

£(f):
FTun
Swp



Center 5.785 00 GHz

*Res BW 3 kHz

*VBW 10 kHz

Span 24.6 MHz
Sweep 2.594 s (601 pts)



Compliance Certification Services Inc.

Report No: C140516R02-RPW

FCC ID: XPF-REG02-UTT

Date of Issue :August 1, 2014

CH High

Agilent

R T

Mkr1 5.820 57 GHz
-3.55 dBm

Ref 30 dBm

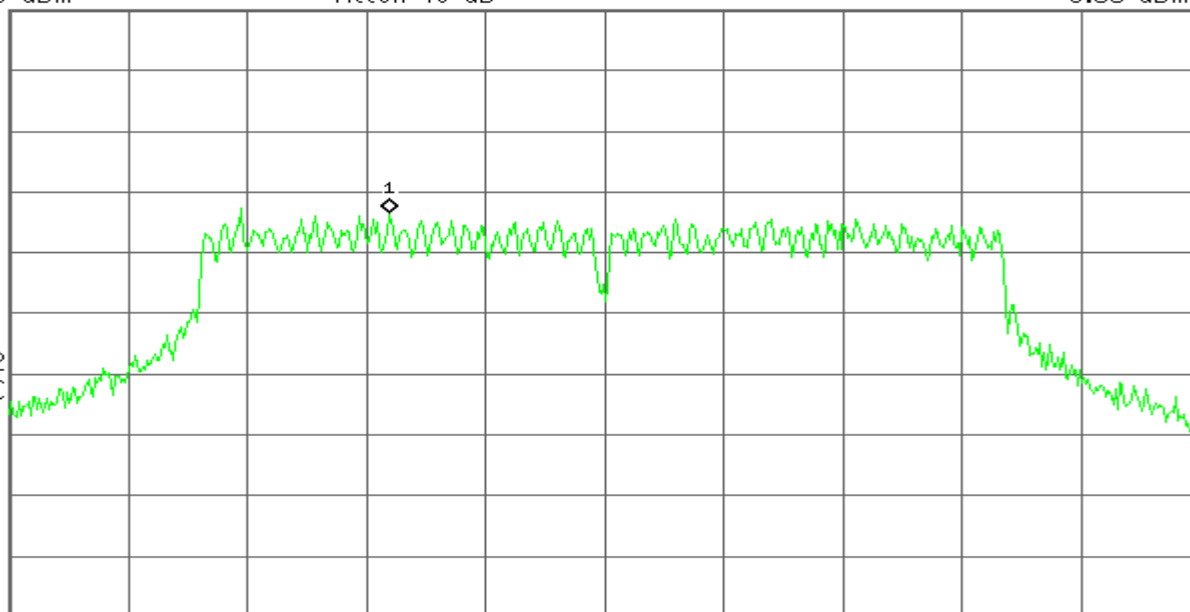
Atten 40 dB

#Peak
Log
10
dB/
Offst
2.5
dB

LgAv

M1 S2
S3 FC

£(f):
FTun
Swp



Center 5.825 00 GHz

#Res BW 3 kHz

#VBW 10 kHz

Span 24.6 MHz
Sweep 2.594 s (601 pts)

IEEE 802.11an HT20 mode

5725~5825MHz

CH Low

Agilent

R T

Mkr1 5.741 10 GHz
-2.26 dBm

Ref 30 dBm

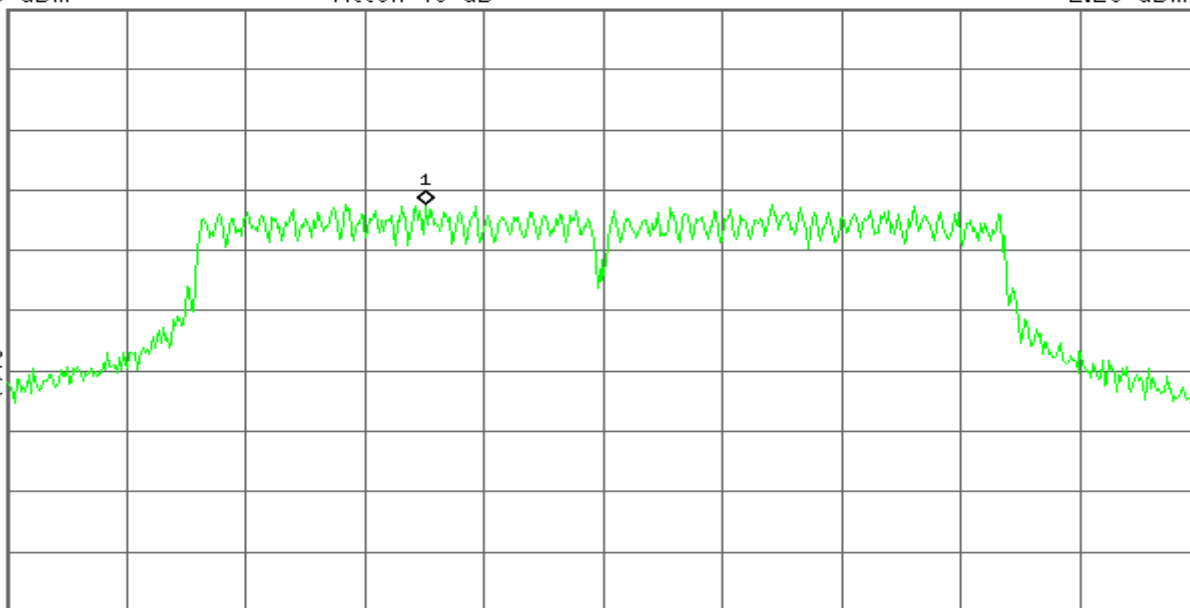
Atten 40 dB

#Peak
Log
10
dB/
Offst
2.5
dB

LgAv

M1 S2
S3 FC

£(f):
FTun
Swp



Center 5.745 00 GHz

#Res BW 3 kHz

#VBW 10 kHz

Span 26.5 MHz
Sweep 2.773 s (601 pts)



Compliance Certification Services Inc.

Report No: C140516R02-RPW

FCC ID: XPF-REG02-UTT

Date of Issue :August 1, 2014

CH Mid

Agilent

R T

Mkr1 5.778 99 GHz
-2.80 dBm

Ref 30 dBm

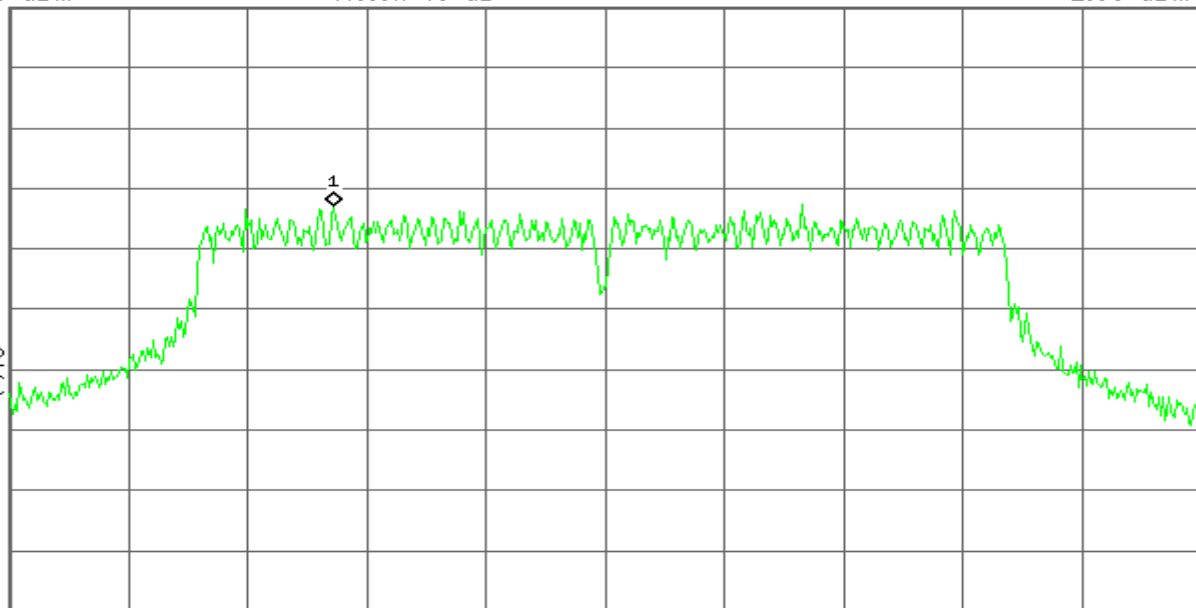
Atten 40 dB

#Peak
Log
10
dB/
Offst
2.5
dB

LgAv

M1 S2
S3 FC

$E(f)$:
FTun
Swp



Center 5.785 00 GHz

#Res BW 3 kHz

#VBW 10 kHz

Span 26.5 MHz
Sweep 2.773 s (601 pts)

CH High

Agilent

R T

Mkr1 5.823 38 GHz
-2.58 dBm

Ref 30 dBm

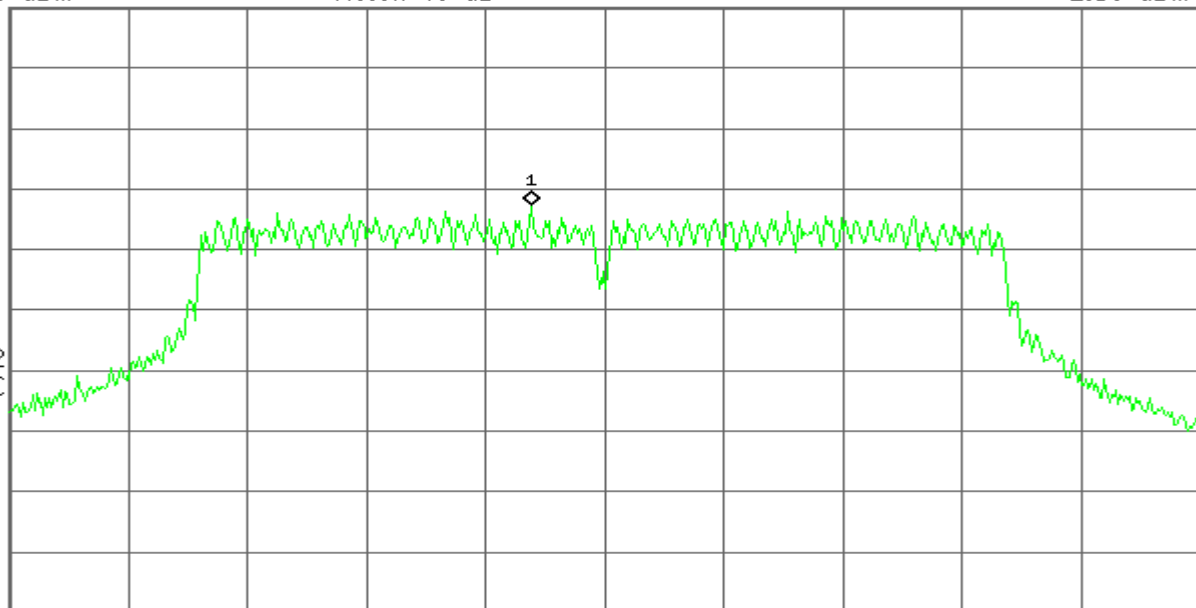
Atten 40 dB

#Peak
Log
10
dB/
Offst
2.5
dB

LgAv

M1 S2
S3 FC

$E(f)$:
FTun
Swp



Center 5.825 00 GHz

#Res BW 3 kHz

#VBW 10 kHz

Span 26.5 MHz
Sweep 2.773 s (601 pts)



Compliance Certification Services Inc.

Report No: C140516R02-RPW

FCC ID: XPF-REG02-UTT

Date of Issue :August 1, 2014

IEEE 802.11an HT40 mode

5725~5825MHz

CH Low

Agilent

R T

Mkr1 5.756 18 GHz
-4.92 dBm

Ref 30 dBm

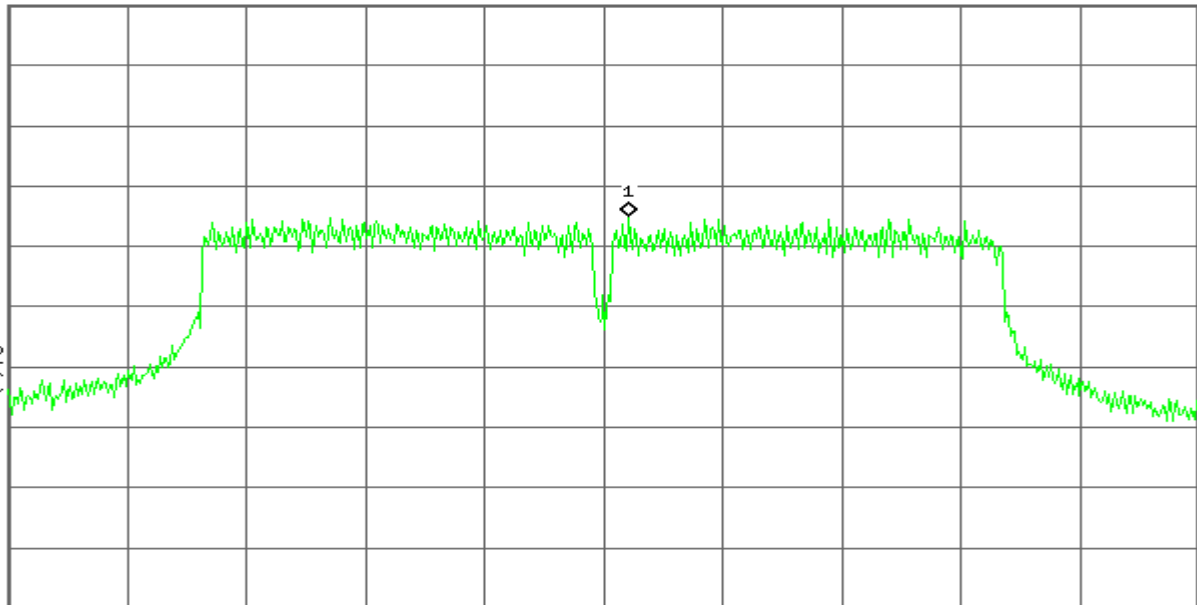
Atten 40 dB

#Peak
Log
10
dB/
Offst
2.5
dB

LgAv

M1 S2
S3 FC

E(f):
FTun
Swp



Center 5.755 00 GHz

#Res BW 3 kHz

#VBW 10 kHz

Span 54.4 MHz
Sweep 5.736 s (601 pts)

CH High

Agilent

R T

Mkr1 5.795 54 GHz
-5.10 dBm

Ref 30 dBm

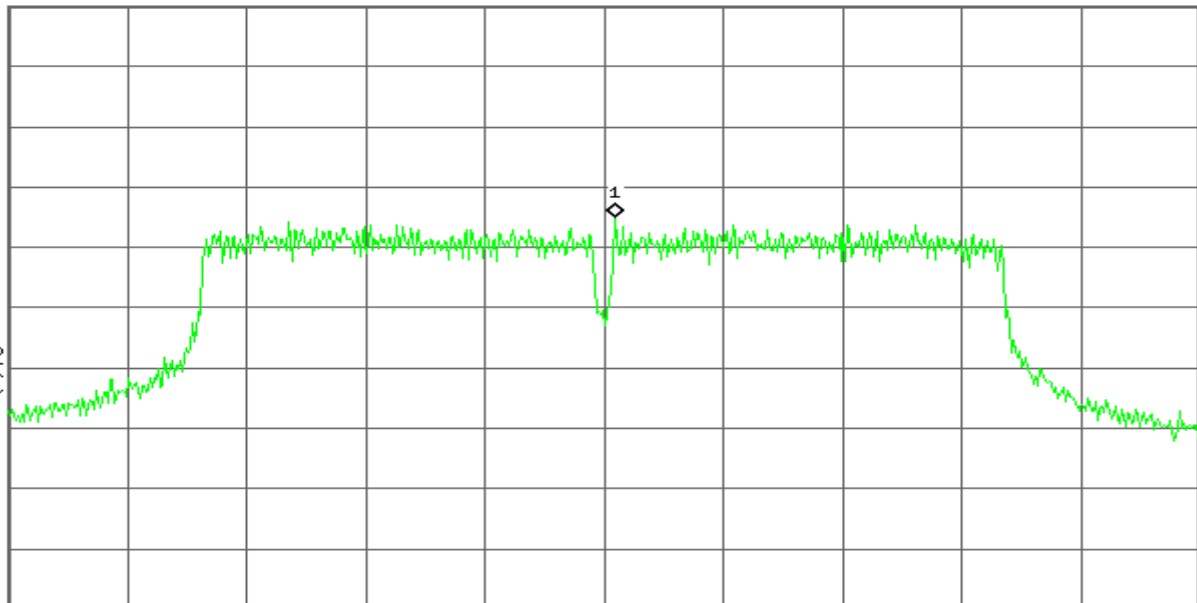
Atten 40 dB

#Peak
Log
10
dB/
Offst
2.5
dB

LgAv

M1 S2
S3 FC

E(f):
FTun
Swp



Center 5.795 00 GHz

#Res BW 3 kHz

#VBW 10 kHz

Span 54.4 MHz
Sweep 5.736 s (601 pts)



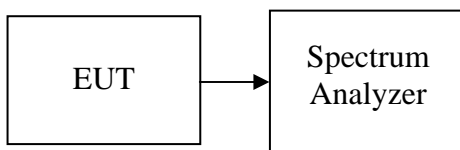
4.4.SPURIOUS EMISSIONS

Conducted Measurement

LIMIT

According to §15.247(d), in any 100 kHz bandwidth outside the frequency bands in which the spread spectrum intentional radiator is operating, the radio frequency power that is produced by the intentional radiator shall be at least 20 dB below that in the 100 kHz bandwidth within the band that contains the highest level of the desired power, based on either an RF conducted or a radiated measurement, provided the transmitter demonstrates compliance with the peak conducted power limits. In addition, radiated emissions which fall in the restricted bands, as defined in §15.205(a), must also comply with the radiated emission limits specified in 15.209(a) (see Section 15.205(c)).

Test Configuration



TEST PROCEDURE

Conducted RF measurements of the transmitter output were made to confirm that the EUT antenna port conducted emissions meet the specified limit and to identify any spurious signals that require further investigation or measurements on the radiated emissions site.

The transmitter output is connected to the spectrum analyzer. The resolution bandwidth is set to 100 kHz. The video bandwidth is set to 300 kHz.

Measurements are made over the 30MHz to 40GHz range with the transmitter set to the lowest, middle, and highest channels.

TEST RESULTS

No non-compliance noted

Test Plot



OUT-OF-BAND SPURIOUS EMISSIONS-CONDUCTED MEASUREMENT

IEEE 802.11b mode/Chain 0

CH Low

* Agilent

R T

Mkr1 2.413 930 GHz
8.41 dBm

Ref 30 dBm

Atten 40 dB

#Peak

Log

10

dB/

Offst

1.5

dB

DI

-11.6

dBm

LgAv

M1 S2

Start 2.380 000 GHz

Stop 2.500 000 GHz

#Res BW 100 kHz

#VBW 300 kHz

Sweep 11.47 ms (8192 pts)

Marker	Trace	Type	X Axis	Amplitude
1	(1)	Freq	2.413 930 GHz	8.41 dBm
2	(1)	Freq	2.400 000 GHz	-33.73 dBm
3	(1)	Freq	2.439 993 GHz	-43.89 dBm

* Agilent

R T

Mkr1 269.45 MHz
-49.77 dBm

Ref 30 dBm

Atten 40 dB

#Peak

Log

10

dB/

Offst

1.5

dB

DI

-11.6

dBm

LgAv

M1 S2

Start 30.00 MHz

Stop 1.000 00 GHz

#Res BW 100 kHz

#VBW 300 kHz

Sweep 92.83 ms (8192 pts)

Marker	Trace	Type	X Axis	Amplitude
1	(1)	Freq	269.45 MHz	-49.77 dBm



Compliance Certification Services Inc.

Report No: C140516R02-RPW

FCC ID: XPF-REG02-UTT

Date of Issue :August 1, 2014

Agilent

R T

Mkr1 6.991 9 GHz
-46.56 dBm

Ref 30 dBm

Atten 40 dB

#Peak

Log

10

dB/

Offst

1.5

dB

DI

-11.6

dBm

LgAv

M1 S2

Start 1.000 0 GHz

Stop 13.000 0 GHz

#Res BW 100 kHz

#VBW 300 kHz

Sweep 1.147 s (8192 pts)

Marker

Trace

Type

X Axis

Amplitude

1

(1)

Freq

6.991 9 GHz

-46.56 dBm

Agilent

R T

Mkr1 24.628 7 GHz
-38.86 dBm

Ref 30 dBm

Atten 40 dB

#Peak

Log

10

dB/

Offst

1.5

dB

DI

-11.6

dBm

LgAv

M1 S2

Start 13.000 0 GHz

Stop 26.000 0 GHz

#Res BW 100 kHz

#VBW 300 kHz

Sweep 1.243 s (8192 pts)

Marker

Trace

Type

X Axis

Amplitude

1

(1)

Freq

24.628 7 GHz

-38.86 dBm



Compliance Certification Services Inc.

Report No: C140516R02-RPW

FCC ID: XPF-REG02-UTT

Date of Issue :August 1, 2014

CH Mid

Agilent

R T

Mkr1 2.438 909 GHz
8.12 dBm

Ref 30 dBm

Atten 40 dB

#Peak

Log

10

dB/

Offst

1.5

dB

DI

-11.9

dBm

LgAv

M1 S2

Start 2.380 000 GHz

Stop 2.500 000 GHz

#Res BW 100 kHz

#VBW 300 kHz

Sweep 11.47 ms (8192 pts)

Marker	Trace	Type	X Axis	Amplitude
1	(1)	Freq	2.438 909 GHz	8.12 dBm
2	(1)	Freq	2.400 000 GHz	-41.56 dBm
3	(1)	Freq	2.483 500 GHz	-46.11 dBm

Agilent

R T

Mkr1 843.80 MHz
-49.18 dBm

Ref 30 dBm

Atten 40 dB

#Peak

Log

10

dB/

Offst

1.5

dB

DI

-11.9

dBm

LgAv

M1 S2

Start 30.00 MHz

Stop 1.000 00 GHz

#Res BW 100 kHz

#VBW 300 kHz

Sweep 92.83 ms (8192 pts)

Marker	Trace	Type	X Axis	Amplitude
1	(1)	Freq	843.80 MHz	-49.18 dBm



Compliance Certification Services Inc.

Report No: C140516R02-RPW

FCC ID: XPF-REG02-UTT

Date of Issue :August 1, 2014

Agilent

R T

Mkr1 11.039 8 GHz
-46.17 dBm

Ref 30 dBm

Atten 40 dB

#Peak

Log

10

dB/

Offst

1.5

dB

DI

-11.9

dBm

LgAv

M1 S2

Start 1.000 0 GHz

Stop 13.000 0 GHz

#Res BW 100 kHz

#VBW 300 kHz

Sweep 1.147 s (8192 pts)

Marker
1

Trace
(1)

Type
Freq

X Axis
11.039 8 GHz

Amplitude
-46.17 dBm

Agilent

R T

Mkr1 24.754 1 GHz
-37.42 dBm

Ref 30 dBm

Atten 40 dB

#Peak

Log

10

dB/

Offst

1.5

dB

DI

-11.9

dBm

LgAv

M1 S2

Start 13.000 0 GHz

Stop 26.000 0 GHz

#Res BW 100 kHz

#VBW 300 kHz

Sweep 1.243 s (8192 pts)

Marker
1

Trace
(1)

Type
Freq

X Axis
24.754 1 GHz

Amplitude
-37.42 dBm



CH High

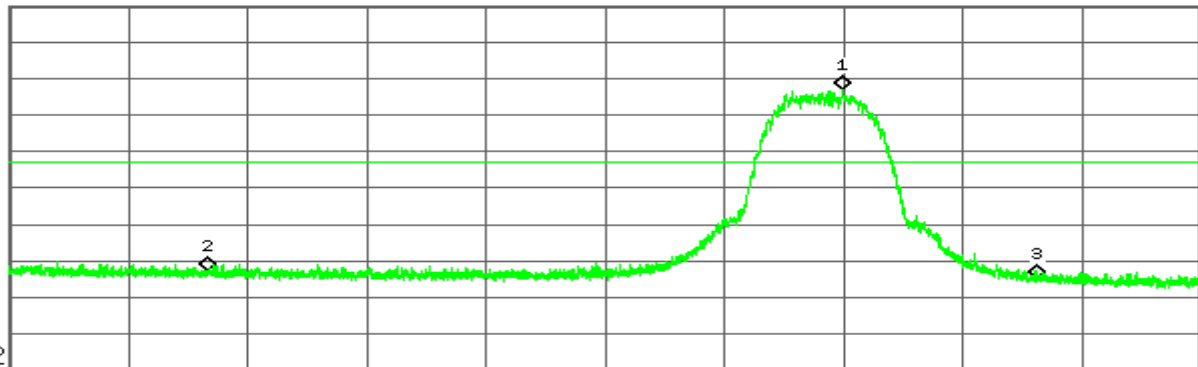
* Agilent

R T

Mkr1 2.463 902 GHz
7.15 dBm

Ref 30 dBm

Atten 40 dB

#Peak
Log
10
dB/
Offst
1.5
dB
DI
-12.9
dBm
LgAv

M1 S2

Start 2.380 000 GHz

Stop 2.500 000 GHz

#Res BW 100 kHz

#VBW 300 kHz

Sweep 11.47 ms (8192 pts)

Marker	Trace	Type	X Axis	Amplitude
1	(1)	Freq	2.463 902 GHz	7.15 dBm
2	(1)	Freq	2.400 000 GHz	-42.79 dBm
3	(1)	Freq	2.483 500 GHz	-45.03 dBm

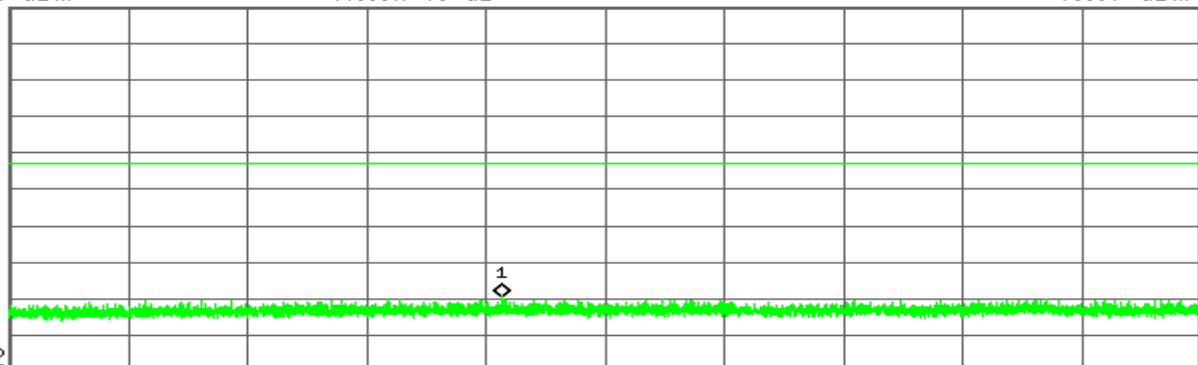
* Agilent

R T

Mkr1 431.57 MHz
-49.67 dBm

Ref 30 dBm

Atten 40 dB

#Peak
Log
10
dB/
Offst
1.5
dB
DI
-12.9
dBm
LgAv

M1 S2

Start 30.00 MHz

Stop 1.000 00 GHz

#Res BW 100 kHz

#VBW 300 kHz

Sweep 92.83 ms (8192 pts)

Marker	Trace	Type	X Axis	Amplitude
1	(1)	Freq	431.57 MHz	-49.67 dBm



Compliance Certification Services Inc.

Report No: C140516R02-RPW

FCC ID: XPF-REG02-UTT

Date of Issue :August 1, 2014

Agilent

R T

Mkr1 6.915 8 GHz
-46.57 dBm

Ref 30 dBm

Atten 40 dB

#Peak

Log

10

dB/

Offst

1.5

dB

DI

-12.9

dBm

LgAv

M1 S2

Start 1.000 0 GHz

Stop 13.000 0 GHz

#Res BW 100 kHz

#VBW 300 kHz

Sweep 1.147 s (8192 pts)

Marker
1

Trace
(1)

Type
Freq

X Axis
6.915 8 GHz

Amplitude
-46.57 dBm

Agilent

R T

Mkr1 24.665 2 GHz
-38.48 dBm

Ref 30 dBm

Atten 40 dB

#Peak

Log

10

dB/

Offst

1.5

dB

DI

-12.9

dBm

LgAv

M1 S2

Start 13.000 0 GHz

Stop 26.000 0 GHz

#Res BW 100 kHz

#VBW 300 kHz

Sweep 1.243 s (8192 pts)

Marker
1

Trace
(1)

Type
Freq

X Axis
24.665 2 GHz

Amplitude
-38.48 dBm



IEEE 802.11b mode/Chain 1

CH Low

Agilent

R T

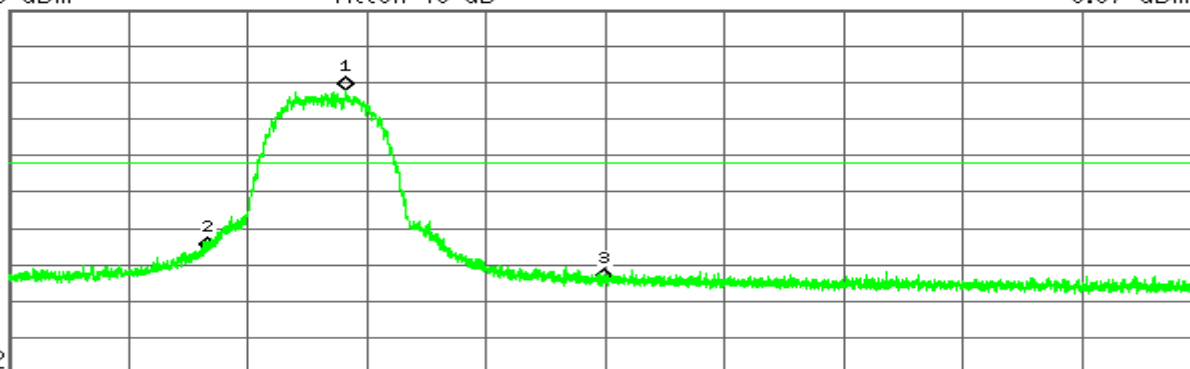
Mkr1 2.413 901 GHz

8.07 dBm

Ref 30 dBm

Atten 40 dB

#Peak
Log
10
dB/
Offst
1.5
dB
DI
-11.9
dBm
LgAv



M1 S2

Start 2.380 000 GHz

Stop 2.500 000 GHz

#Res BW 100 kHz

#VBW 300 kHz

Sweep 11.47 ms (8192 pts)

Marker	Trace	Type	X Axis	Amplitude
1	(1)	Freq	2.413 901 GHz	8.07 dBm
2	(1)	Freq	2.400 000 GHz	-36.18 dBm
3	(1)	Freq	2.439 993 GHz	-44.83 dBm

Agilent

R T

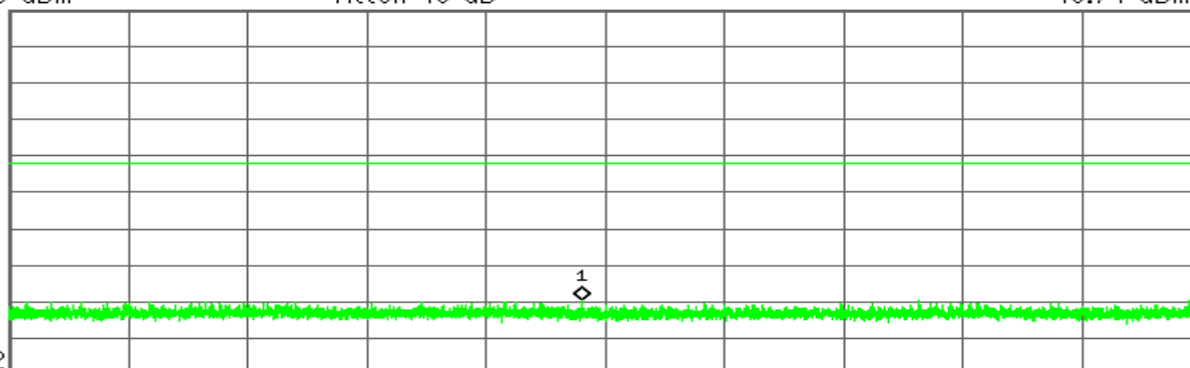
Mkr1 636.45 MHz

-49.74 dBm

Ref 30 dBm

Atten 40 dB

#Peak
Log
10
dB/
Offst
1.5
dB
DI
-11.9
dBm
LgAv



M1 S2

Start 300.00 MHz

Stop 1.000 00 GHz

#Res BW 100 kHz

#VBW 300 kHz

Sweep 67.17 ms (8192 pts)

Marker	Trace	Type	X Axis	Amplitude
1	(1)	Freq	636.45 MHz	-49.74 dBm



Compliance Certification Services Inc.

Report No: C140516R02-RPW

FCC ID: XPF-REG02-UTT

Date of Issue :August 1, 2014

Agilent

R T

Mkr1 6.999 3 GHz
-45.64 dBm

Ref 30 dBm

Atten 40 dB

#Peak

Log

10

dB/

Offst

1.5

dB

DI

-11.9

dBm

LgAv

M1 S2

Start 1.000 0 GHz

Stop 13.000 0 GHz

#Res BW 100 kHz

#VBW 300 kHz

Sweep 1.147 s (8192 pts)

Marker
1

Trace
(1)

Type
Freq

X Axis
6.999 3 GHz

Amplitude
-45.64 dBm

Agilent

R T

Mkr1 24.574 8 GHz
-37.98 dBm

Ref 30 dBm

Atten 40 dB

#Peak

Log

10

dB/

Offst

1.5

dB

DI

-11.9

dBm

LgAv

M1 S2

Start 13.000 0 GHz

Stop 26.000 0 GHz

#Res BW 100 kHz

#VBW 300 kHz

Sweep 1.243 s (8192 pts)

Marker
1

Trace
(1)

Type
Freq

X Axis
24.574 8 GHz

Amplitude
-37.98 dBm



CH Mid

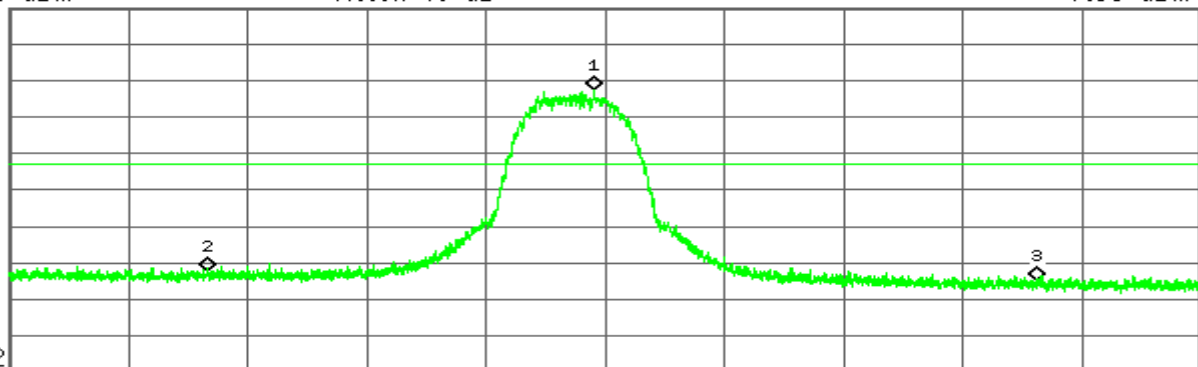
* Agilent

R T

Mkr1 2.438 923 GHz
7.33 dBm

Ref 30 dBm

Atten 40 dB

#Peak
Log
10
dB/
Offst
1.5
dB
DI
-12.7
dBm
LgAv

M1 S2

Start 2.380 000 GHz

Stop 2.500 000 GHz

#Res BW 100 kHz

#VBW 300 kHz

Sweep 11.47 ms (8192 pts)

Marker	Trace	Type	X Axis	Amplitude
1	(1)	Freq	2.438 923 GHz	7.33 dBm
2	(1)	Freq	2.400 000 GHz	-42.17 dBm
3	(1)	Freq	2.483 500 GHz	-44.92 dBm

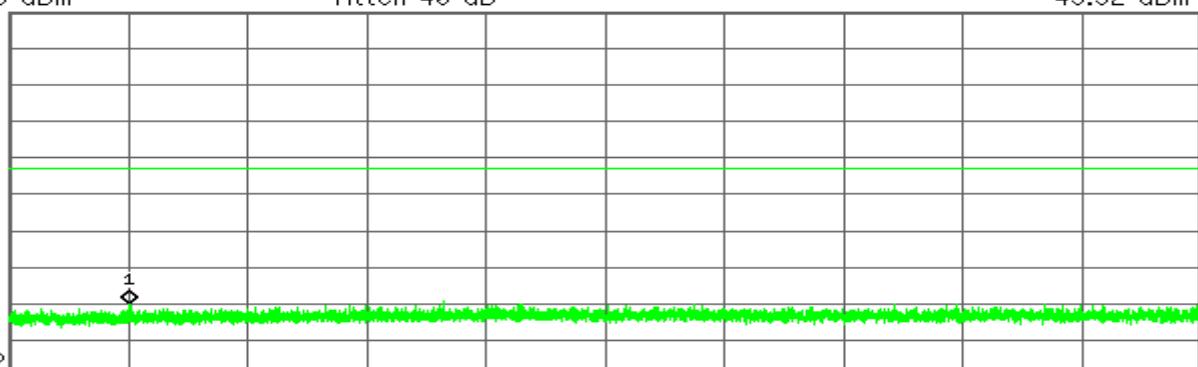
* Agilent

R T

Mkr1 128.53 MHz
-49.92 dBm

Ref 30 dBm

Atten 40 dB

#Peak
Log
10
dB/
Offst
1.5
dB
DI
-12.7
dBm
LgAv

M1 S2

Start 30.00 MHz

Stop 1.000 00 GHz

#Res BW 100 kHz

#VBW 300 kHz

Sweep 92.83 ms (8192 pts)

Marker	Trace	Type	X Axis	Amplitude
1	(1)	Freq	128.53 MHz	-49.92 dBm



Compliance Certification Services Inc.

Report No: C140516R02-RPW

FCC ID: XPF-REG02-UTT

Date of Issue :August 1, 2014

Agilent

R T

Mkr1 6.936 3 GHz
-45.74 dBm

Ref 30 dBm

Atten 40 dB

#Peak

Log

10

dB/

Offst

1.5

dB

DI

-12.7

dBm

LgAv

M1 S2

Start 1.000 0 GHz^

Stop 13.000 0 GHz

#Res BW 100 kHz

#VBW 300 kHz

Sweep 1.147 s (8192 pts)

Marker
1

Trace
(1)

Type
Freq

X Axis
6.936 3 GHz

Amplitude
-45.74 dBm

Agilent

R T

Mkr1 24.557 3 GHz
-38.11 dBm

Ref 30 dBm

Atten 40 dB

#Peak

Log

10

dB/

Offst

1.5

dB

DI

-12.7

dBm

LgAv

M1 S2

Start 13.000 0 GHz

Stop 26.000 0 GHz

#Res BW 100 kHz

#VBW 300 kHz

Sweep 1.243 s (8192 pts)

Marker
1

Trace
(1)

Type
Freq

X Axis
24.557 3 GHz

Amplitude
-38.11 dBm



CH High

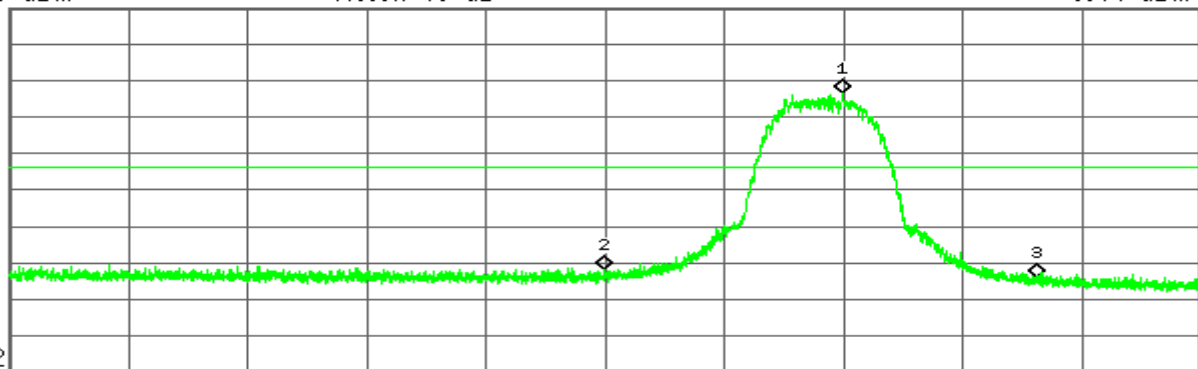
* Agilent

R T

Mkr1 2.463 902 GHz
6.44 dBm

Ref 30 dBm

Atten 40 dB

#Peak
Log
10
dB/
Offst
1.5
dB
DI
-13.6
dBm
LgAv

M1 S2

Start 2.380 000 GHz

Stop 2.500 000 GHz

#Res BW 100 kHz

#VBW 300 kHz

Sweep 11.47 ms (8192 pts)

Marker	Trace	Type	X Axis	Amplitude
1	(1)	Freq	2.463 902 GHz	6.44 dBm
2	(1)	Freq	2.439 993 GHz	-42.02 dBm
3	(1)	Freq	2.483 500 GHz	-43.91 dBm

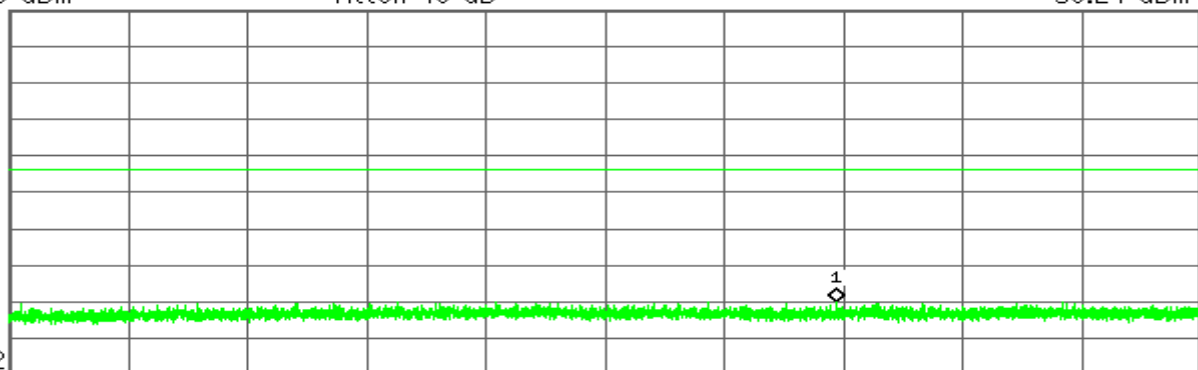
* Agilent

R T

Mkr1 703.00 MHz
-50.24 dBm

Ref 30 dBm

Atten 40 dB

#Peak
Log
10
dB/
Offst
1.5
dB
DI
-13.6
dBm
LgAv

M1 S2

Start 30.00 MHz

Stop 1.000 00 GHz

#Res BW 100 kHz

#VBW 300 kHz

Sweep 92.83 ms (8192 pts)

Marker	Trace	Type	X Axis	Amplitude
1	(1)	Freq	703.00 MHz	-50.24 dBm



Compliance Certification Services Inc.

Report No: C140516R02-RPW

FCC ID: XPF-REG02-UTT

Date of Issue :August 1, 2014

Agilent

R T

Mkr1 9.325 7 GHz
-48.06 dBm

Ref 30 dBm

Atten 40 dB

#Peak

Log

10

dB/

Offst

1.5

dB

DI

-13.6

dBm

LgAv

M1 S2

Start 1.000 0 GHz

^ Stop 13.000 0 GHz

#Res BW 100 kHz

#VBW 300 kHz

Sweep 1.147 s (8192 pts)

Marker
1

Trace
(1)

Type
Freq

X Axis
9.325 7 GHz

Amplitude
-48.06 dBm

Agilent

R T

Mkr1 24.695 4 GHz
-38.63 dBm

Ref 30 dBm

Atten 40 dB

#Peak

Log

10

dB/

Offst

1.5

dB

DI

-13.6

dBm

LgAv

M1 S2

Center 19.500 0 GHz

^ Span 13 GHz

#Res BW 100 kHz

#VBW 300 kHz

Sweep 1.243 s (8192 pts)

Marker
1

Trace
(1)

Type
Freq

X Axis
24.695 4 GHz

Amplitude
-38.63 dBm



IEEE 802.11g mode/Chain 0

CH Low

Agilent

R T

Mkr1 2.404 231 GHz
4.22 dBm

Ref 30 dBm

Atten 40 dB

#Peak

Log

10

dB/

Offst

1.5

dB

DI

-15.8

dBm

LgAv

M1 S2

Start 2.380 000 GHz

Stop 2.500 000 GHz

#Res BW 100 kHz

#VBW 300 kHz

Sweep 11.47 ms (8192 pts)

Marker	Trace	Type	X Axis	Amplitude
1	(1)	Freq	2.404 231 GHz	4.22 dBm
2	(1)	Freq	2.400 000 GHz	-30.72 dBm
3	(1)	Freq	2.445 736 GHz	-40.59 dBm

Agilent

R T

Mkr1 573.68 MHz
-49.22 dBm

Ref 30 dBm

Atten 40 dB

#Peak

Log

10

dB/

Offst

1.5

dB

DI

-15.8

dBm

LgAv

M1 S2

Start 30.00 MHz

Stop 1.000 00 GHz

#Res BW 100 kHz

#VBW 300 kHz

Sweep 92.83 ms (8192 pts)

Marker	Trace	Type	X Axis	Amplitude
1	(1)	Freq	573.68 MHz	-49.22 dBm



Compliance Certification Services Inc.

Report No: C140516R02-RPW

FCC ID: XPF-REG02-UTT

Date of Issue :August 1, 2014

Agilent

R T

Mkr2 7.684 9 GHz
-46.14 dBm

Ref 30 dBm

Atten 40 dB

#Peak

Log

10

dB/

Offst

1.5

dB

DI

-15.8

dBm

LgAv

M1 S2

Start 1.000 0 GHz

Stop 13.000 0 GHz

#Res BW 100 kHz

#VBW 300 kHz

Sweep 1.147 s (8192 pts)

Marker	Trace	Type	X Axis	Amplitude
1	(1)	Freq	6.997 8 GHz	-45.80 dBm
2	(1)	Freq	7.684 9 GHz	-46.14 dBm

Agilent

R T

Mkr1 24.570 0 GHz
-38.05 dBm

Ref 30 dBm

Atten 40 dB

#Peak

Log

10

dB/

Offst

1.5

dB

DI

-15.8

dBm

LgAv

M1 S2

Center 19.500 0 GHz

Span 13 GHz

#Res BW 100 kHz

#VBW 300 kHz

Sweep 1.243 s (8192 pts)

Marker	Trace	Type	X Axis	Amplitude
1	(1)	Freq	24.570 0 GHz	-38.05 dBm



Compliance Certification Services Inc.

Report No: C140516R02-RPW

FCC ID: XPF-REG02-UTT

Date of Issue :August 1, 2014

CH Mid

Agilent

R T

Mkr1 2.430 118 GHz
4.44 dBm

Ref 30 dBm

Atten 40 dB

#Peak

Log

10

dB/

Offst

1.5

dB

DI

-15.6

dBm

LgAv

M1 S2

Start 2.380 000 GHz

Stop 2.500 000 GHz

#Res BW 100 kHz

#VBW 300 kHz

Sweep 11.47 ms (8192 pts)

Marker	Trace	Type	X Axis	Amplitude
1	(1)	Freq	2.430 118 GHz	4.44 dBm
2	(1)	Freq	2.400 000 GHz	-43.15 dBm
3	(1)	Freq	2.483 500 GHz	-46.26 dBm

Agilent

R T

Mkr1 534.84 MHz
-49.57 dBm

Ref 30 dBm

Atten 40 dB

#Peak

Log

10

dB/

Offst

1.5

dB

DI

-15.6

dBm

LgAv

M1 S2

Start 30.00 MHz

Stop 1.000 00 GHz

#Res BW 100 kHz

#VBW 300 kHz

Sweep 92.83 ms (8192 pts)

Marker	Trace	Type	X Axis	Amplitude
1	(1)	Freq	534.84 MHz	-49.57 dBm



Compliance Certification Services Inc.

Report No: C140516R02-RPW

FCC ID: XPF-REG02-UTT

Date of Issue :August 1, 2014

Agilent

R T

Mkr1 6.873 3 GHz
-45.15 dBm

Ref 30 dBm

Atten 40 dB

#Peak

Log

10

dB/

Offst

1.5

dB

DI

-15.6

dBm

LgAv

M1 S2

Start 1.000 0 GHz

Stop 13.000 0 GHz

#Res BW 100 kHz

#VBW 300 kHz

Sweep 1.147 s (8192 pts)

Marker
1

Trace
(1)

Type
Freq

X Axis
6.873 3 GHz

Amplitude
-45.15 dBm

Agilent

R T

Mkr1 24.620 8 GHz
-38.57 dBm

Ref 30 dBm

Atten 40 dB

#Peak

Log

10

dB/

Offst

1.5

dB

DI

-15.6

dBm

LgAv

M1 S2

Start 13.000 0 GHz

Stop 26.000 0 GHz

#Res BW 100 kHz

#VBW 300 kHz

Sweep 1.243 s (8192 pts)

Marker
1

Trace
(1)

Type
Freq

X Axis
24.620 8 GHz

Amplitude
-38.57 dBm



CH High

Agilent

R T

Mkr1 2.454 247 GHz
3.63 dBm

Ref 30 dBm

Atten 40 dB

#Peak

Log

10

dB/

Offst

1.5

dB

DI

-16.4

dBm

LgAv

M1 S2

Start 2.380 000 GHz

Stop 2.500 000 GHz

#Res BW 100 kHz

#VBW 300 kHz

Sweep 11.47 ms (8192 pts)

Marker	Trace	Type	X Axis	Amplitude
1	(1)	Freq	2.454 247 GHz	3.63 dBm
2	(1)	Freq	2.400 000 GHz	-43.17 dBm
3	(1)	Freq	2.483 500 GHz	-43.38 dBm

Agilent

R T

Mkr1 680.38 MHz
-48.97 dBm

Ref 30 dBm

Atten 40 dB

#Peak

Log

10

dB/

Offst

1.5

dB

DI

-16.4

dBm

LgAv

M1 S2

Start 30.00 MHz

Stop 1.000 00 GHz

#Res BW 100 kHz

#VBW 300 kHz

Sweep 92.83 ms (8192 pts)

Marker	Trace	Type	X Axis	Amplitude
1	(1)	Freq	680.38 MHz	-48.97 dBm



Compliance Certification Services Inc.

Report No: C140516R02-RPW

FCC ID: XPF-REG02-UTT

Date of Issue :August 1, 2014

Agilent

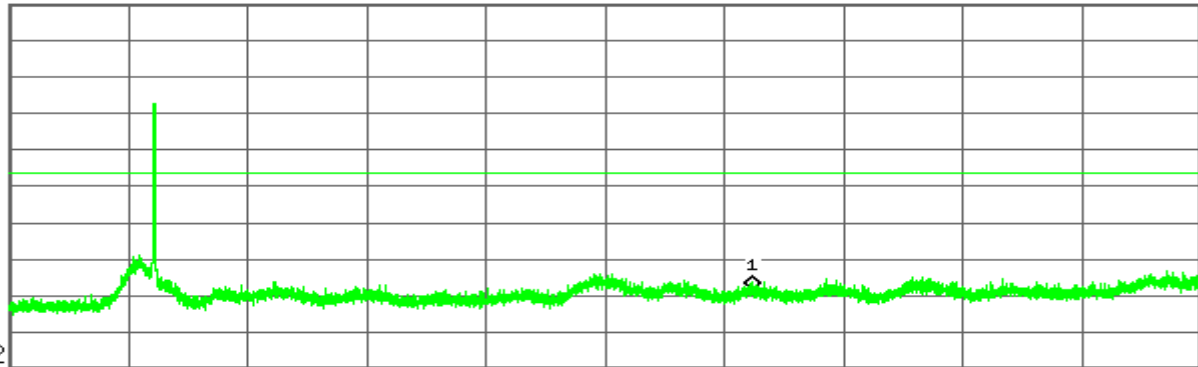
R T

Mkr1 8.474 5 GHz
-48.57 dBm

Ref 30 dBm

Atten 40 dB

#Peak
Log
10
dB/
Offst
1.5
dB
DI
-16.4
dBm
LgAv



M1 S2
Start 1.000 0 GHz

Stop 13.000 0 GHz

#Res BW 100 kHz

#VBW 300 kHz

Sweep 1.147 s (8192 pts)

Marker	Trace	Type	X Axis	Amplitude
1	(1)	Freq	8.474 5 GHz	-48.57 dBm

Agilent

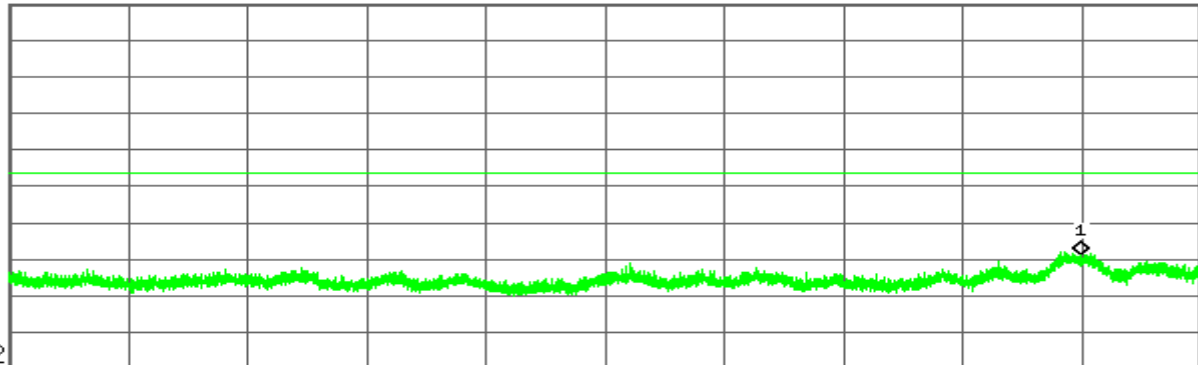
R T

Mkr1 24.695 4 GHz
-38.98 dBm

Ref 30 dBm

Atten 40 dB

#Peak
Log
10
dB/
Offst
1.5
dB
DI
-16.4
dBm
LgAv



M1 S2
Start 13.000 0 GHz

Stop 26.000 0 GHz

#Res BW 100 kHz

#VBW 300 kHz

Sweep 1.243 s (8192 pts)

Marker	Trace	Type	X Axis	Amplitude
1	(1)	Freq	24.695 4 GHz	-38.98 dBm



IEEE 802.11g mode/Chain 1

CH Low

Agilent

R T

Mkr1 2.404 246 GHz
2.75 dBm

Ref 30 dBm

Atten 40 dB

#Peak

Log

10

dB/

Offst

1.5

dB

DI

-17.3

dBm

LgAv

M1 S2

Start 2.380 000 GHz

Stop 2.500 000 GHz

#Res BW 100 kHz

#VBW 300 kHz

Sweep 11.47 ms (8192 pts)

Marker	Trace	Type	X Axis	Amplitude
1	(1)	Freq	2.404 246 GHz	2.75 dBm
2	(1)	Freq	2.400 000 GHz	-32.53 dBm
3	(1)	Freq	2.445 809 GHz	-42.11 dBm

Agilent

R T

Mkr1 857.77 MHz
-50.20 dBm

Ref 30 dBm

Atten 40 dB

#Peak

Log

10

dB/

Offst

1.5

dB

DI

-17.3

dBm

LgAv

M1 S2

Start 30.00 MHz

Stop 1.000 00 GHz

#Res BW 100 kHz

#VBW 300 kHz

Sweep 92.83 ms (8192 pts)

Marker	Trace	Type	X Axis	Amplitude
1	(1)	Freq	857.77 MHz	-50.20 dBm



Compliance Certification Services Inc.

Report No: C140516R02-RPW

FCC ID: XPF-REG02-UTT

Date of Issue :August 1, 2014

Agilent

R T

Mkr1 11.162 9 GHz
-48.89 dBm

Ref 30 dBm

Atten 40 dB

#Peak

Log

10

dB/

Offst

1.5

dB

DI

-17.3

dBm

LgAv

M1 S2

Start 1.000 0 GHz

Stop 13.000 0 GHz

#Res BW 100 kHz

#VBW 300 kHz

Sweep 1.147 s (8192 pts)

Marker	Trace	Type	X Axis	Amplitude
1	(1)	Freq	11.162 9 GHz	-48.89 dBm

Agilent

R T

Mkr1 24.478 0 GHz
-39.36 dBm

Ref 30 dBm

Atten 40 dB

#Peak

Log

10

dB/

Offst

1.5

dB

DI

-17.3

dBm

LgAv

M1 S2

Start 13.000 0 GHz

Stop 26.000 0 GHz

#Res BW 100 kHz

#VBW 300 kHz

Sweep 1.243 s (8192 pts)

Marker	Trace	Type	X Axis	Amplitude
1	(1)	Freq	24.478 0 GHz	-39.36 dBm



Compliance Certification Services Inc.

Report No: C140516R02-RPW

FCC ID: XPF-REG02-UTT

Date of Issue :August 1, 2014

CH Mid

Agilent

R T

Mkr1 2.429 269 GHz
3.44 dBm

Ref 30 dBm

Atten 40 dB

#Peak

Log

10

dB/

Offst

1.5

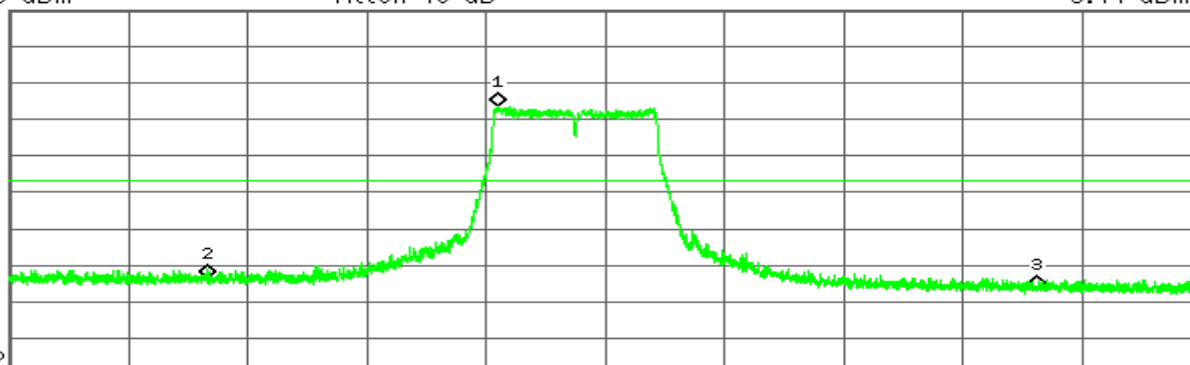
dB

DI

-16.6

dBm

LgAv



M1 S2

Start 2.380 000 GHz

Stop 2.500 000 GHz

#Res BW 100 kHz

#VBW 300 kHz

Sweep 11.47 ms (8192 pts)

Marker	Trace	Type	X Axis	Amplitude
1	(1)	Freq	2.429 269 GHz	3.44 dBm
2	(1)	Freq	2.400 000 GHz	-43.59 dBm
3	(1)	Freq	2.483 500 GHz	-46.84 dBm

Agilent

R T

Mkr1 440.69 MHz
-49.55 dBm

Ref 30 dBm

Atten 40 dB

#Peak

Log

10

dB/

Offst

1.5

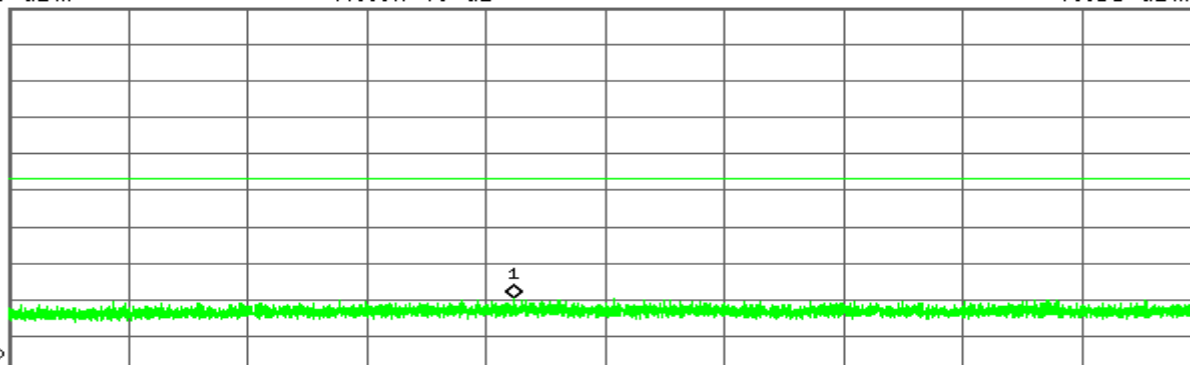
dB

DI

-16.6

dBm

LgAv



M1 S2

Start 30.00 MHz

Stop 1.000 00 GHz

#Res BW 100 kHz

#VBW 300 kHz

Sweep 92.83 ms (8192 pts)

Marker	Trace	Type	X Axis	Amplitude
1	(1)	Freq	440.69 MHz	-49.55 dBm



Compliance Certification Services Inc.

Report No: C140516R02-RPW

FCC ID: XPF-REG02-UTT

Date of Issue :August 1, 2014

Agilent

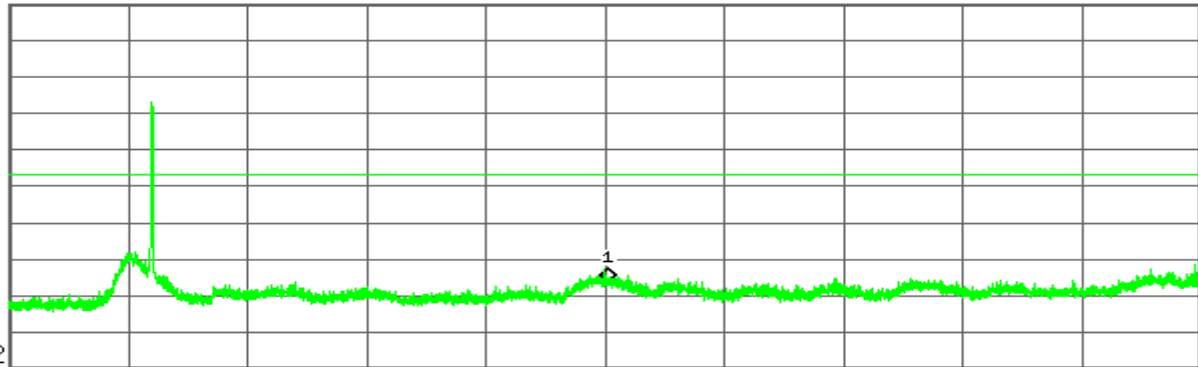
R T

Mkr1 7.034 4 GHz
-46.33 dBm

Ref 30 dBm

Atten 40 dB

#Peak
Log
10
dB/
Offst
1.5
dB
DI
-16.6
dBm
LgAv



M1 S2
Start 1.000 0 GHz

Stop 13.000 0 GHz

#Res BW 100 kHz

#VBW 300 kHz

Sweep 1.147 s (8192 pts)

Marker	Trace	Type	X Axis	Amplitude
1	(1)	Freq	7.034 4 GHz	-46.33 dBm

Agilent

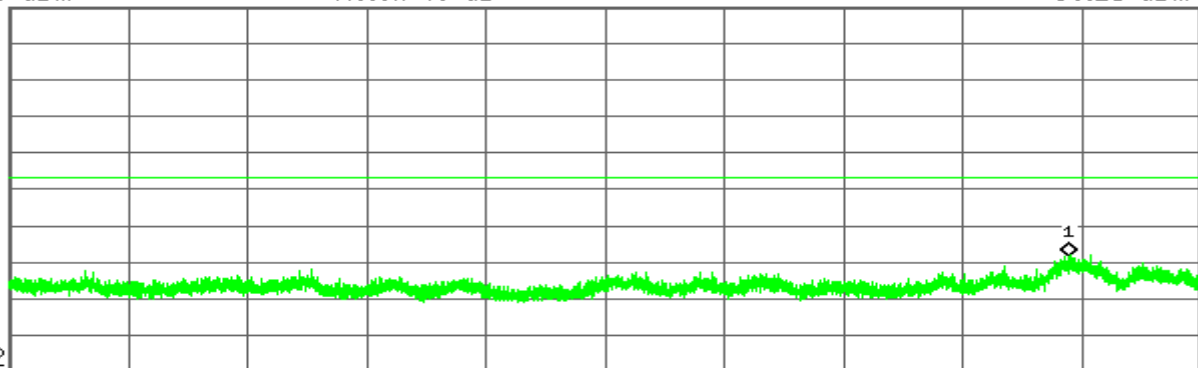
R T

Mkr1 24.565 3 GHz
-38.25 dBm

Ref 30 dBm

Atten 40 dB

#Peak
Log
10
dB/
Offst
1.5
dB
DI
-16.6
dBm
LgAv



M1 S2
Start 13.000 0 GHz

Stop 26.000 0 GHz

#Res BW 100 kHz

#VBW 300 kHz

Sweep 1.243 s (8192 pts)

Marker	Trace	Type	X Axis	Amplitude
1	(1)	Freq	24.565 3 GHz	-38.25 dBm



Compliance Certification Services Inc.

Report No: C140516R02-RPW

FCC ID: XPF-REG02-UTT

Date of Issue :August 1, 2014

CH High

Agilent

R T

Mkr1 2.454 247 GHz
2.73 dBm

Ref 30 dBm

Atten 40 dB

#Peak

Log

10

dB/

Offst

1.5

dB

DI

-17.3

dBm

LgAv

M1 S2

Start 2.380 000 GHz

Stop 2.500 000 GHz

#Res BW 100 kHz

#VBW 300 kHz

Sweep 11.47 ms (8192 pts)

Marker	Trace	Type	X Axis	Amplitude
1	(1)	Freq	2.454 247 GHz	2.73 dBm
2	(1)	Freq	2.439 993 GHz	-42.85 dBm
3	(1)	Freq	2.483 500 GHz	-42.76 dBm

Agilent

R T

Mkr1 741.13 MHz
-49.72 dBm

Ref 30 dBm

Atten 40 dB

#Peak

Log

10

dB/

Offst

1.5

dB

DI

-17.3

dBm

LgAv

M1 S2

Start 30.00 MHz

Stop 1.000 00 GHz

#Res BW 100 kHz

#VBW 300 kHz

Sweep 92.83 ms (8192 pts)

Marker	Trace	Type	X Axis	Amplitude
1	(1)	Freq	741.13 MHz	-49.72 dBm



Compliance Certification Services Inc.

Report No: C140516R02-RPW

FCC ID: XPF-REG02-UTT

Date of Issue :August 1, 2014

Agilent

R T

Mkr1 10.138 8 GHz
-45.87 dBm

Ref 30 dBm

Atten 40 dB

#Peak

Log

10

dB/

Offst

1.5

dB

DI

-17.3

dBm

LgAv

M1 S2

Start 1.000 0 GHz

Stop 13.000 0 GHz

#Res BW 100 kHz

#VBW 300 kHz

Sweep 1.147 s (8192 pts)

Marker	Trace	Type	X Axis	Amplitude
1	(1)	Freq	10.138 8 GHz	-45.87 dBm

Agilent

R T

Mkr1 24.497 0 GHz
-38.53 dBm

Ref 30 dBm

Atten 40 dB

#Peak

Log

10

dB/

Offst

1.5

dB

DI

-17.3

dBm

LgAv

M1 S2

Start 13.000 0 GHz

Stop 26.000 0 GHz

#Res BW 100 kHz

#VBW 300 kHz

Sweep 1.243 s (8192 pts)

Marker	Trace	Type	X Axis	Amplitude
1	(1)	Freq	24.497 0 GHz	-38.53 dBm



IEEE 802.11n HT20 mode / Chain 0

CH Low

Agilent

R T

Mkr1 2.405 491 GHz
2.26 dBm

Ref 30 dBm

Atten 40 dB

#Peak

Log

10

dB/

Offst

1.5

dB

DI

-17.7

dBm

LgAv

M1 S2

Start 2.380 000 GHz

Stop 2.500 000 GHz

#Res BW 100 kHz

#VBW 300 kHz

Sweep 11.47 ms (8192 pts)

Marker	Trace	Type	X Axis	Amplitude
1	(1)	Freq	2.405 491 GHz	2.26 dBm
2	(1)	Freq	2.400 000 GHz	-33.08 dBm
3	(1)	Freq	2.441 091 GHz	-42.35 dBm

Agilent

R T

Mkr1 966.49 MHz
-49.16 dBm

Ref 30 dBm

Atten 40 dB

#Peak

Log

10

dB/

Offst

1.5

dB

DI

-17.7

dBm

LgAv

M1 S2

Start 30.00 MHz

Stop 1.000 00 GHz

#Res BW 100 kHz

#VBW 300 kHz

Sweep 92.83 ms (8192 pts)

Marker	Trace	Type	X Axis	Amplitude
1	(1)	Freq	966.49 MHz	-49.16 dBm



Compliance Certification Services Inc.

Report No: C140516R02-RPW

FCC ID: XPF-REG02-UTT

Date of Issue :August 1, 2014

Agilent

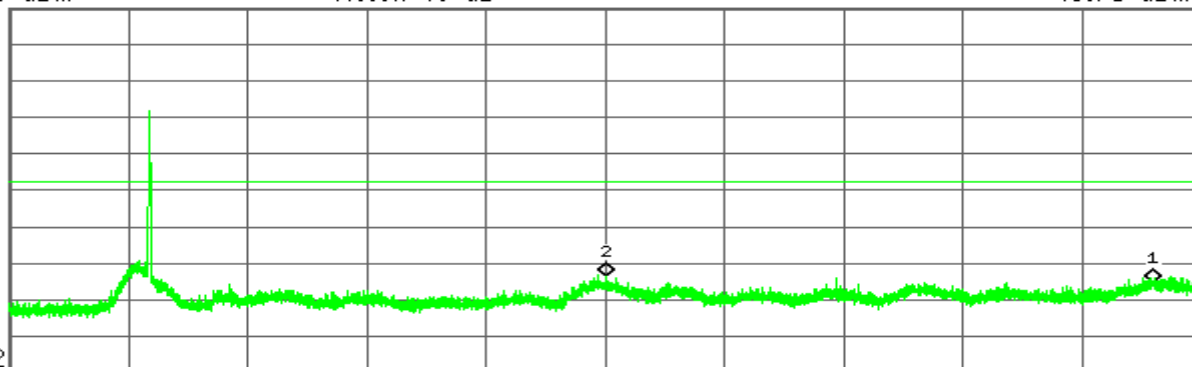
R T

Mkr2 7.018 3 GHz
-43.75 dBm

Ref 30 dBm

Atten 40 dB

#Peak
Log
10
dB/
Offst
1.5
dB
DI
-17.7
dBm
LgAv



M1 S2

Start 1.000 0 GHz^

Stop 13.000 0 GHz

#Res BW 100 kHz

#VBW 300 kHz

Sweep 1.147 s (8192 pts)

Marker	Trace	Type	X Axis	Amplitude
1	(1)	Freq	12.509 2 GHz	-45.42 dBm
2	(1)	Freq	7.018 3 GHz	-43.75 dBm

Agilent

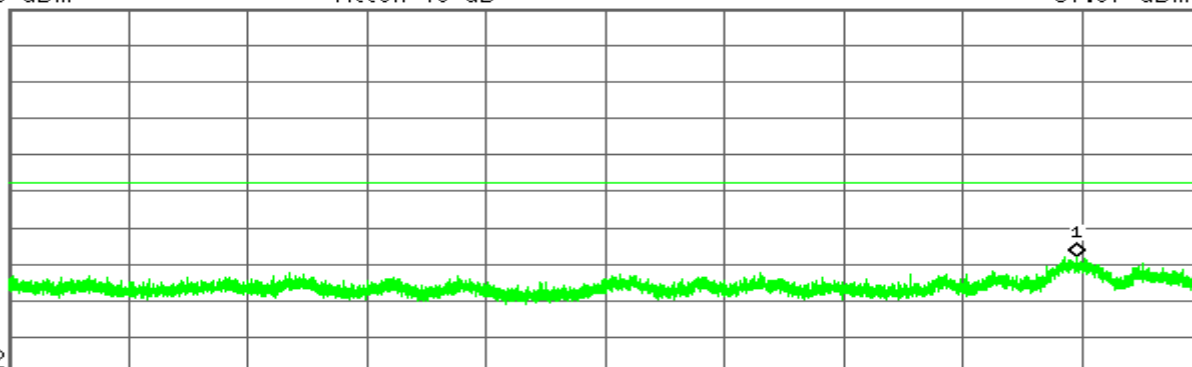
R T

Mkr1 24.641 4 GHz
-37.87 dBm

Ref 30 dBm

Atten 40 dB

#Peak
Log
10
dB/
Offst
1.5
dB
DI
-17.7
dBm
LgAv



M1 S2

Start 13.000 0 GHz

Stop 26.000 0 GHz

#Res BW 100 kHz

#VBW 300 kHz

Sweep 1.243 s (8192 pts)

Marker	Trace	Type	X Axis	Amplitude
1	(1)	Freq	24.641 4 GHz	-37.87 dBm



Compliance Certification Services Inc.

Report No: C140516R02-RPW

FCC ID: XPF-REG02-UTT

Date of Issue :August 1, 2014

CH Mid

Agilent

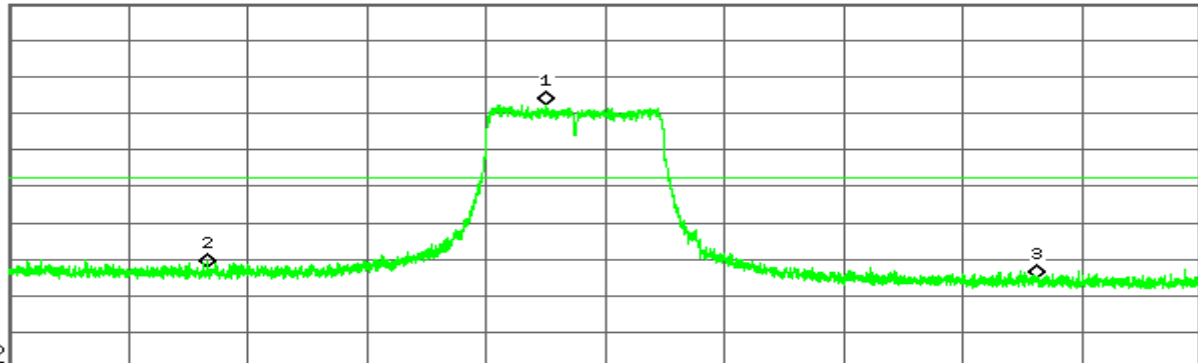
R T

Mkr1 2.434 118 GHz
2.28 dBm

Ref 30 dBm

Atten 40 dB

#Peak
Log
10
dB/
Offst
1.5
dB
DI
-17.7
dBm
LgAv



M1 S2

Start 2.380 000 GHz

Stop 2.500 000 GHz

#Res BW 100 kHz

#VBW 300 kHz

Sweep 11.47 ms (8192 pts)

Marker	Trace	Type	X Axis	Amplitude
1	(1)	Freq	2.434 118 GHz	2.28 dBm
2	(1)	Freq	2.400 000 GHz	-42.15 dBm
3	(1)	Freq	2.483 500 GHz	-45.52 dBm

Agilent

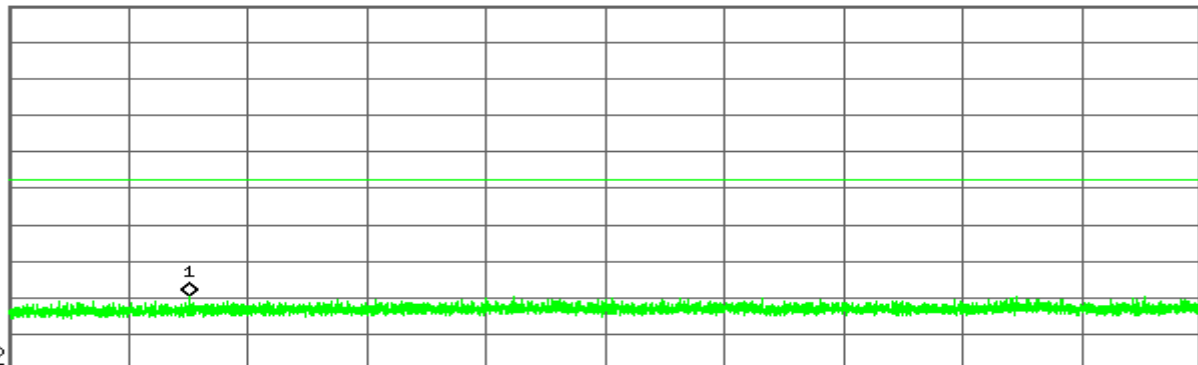
R T

Mkr1 176.37 MHz
-49.56 dBm

Ref 30 dBm

Atten 40 dB

#Peak
Log
10
dB/
Offst
1.5
dB
DI
-17.7
dBm
LgAv



M1 S2

Start 30.00 MHz

Stop 1.000 00 GHz

#Res BW 100 kHz

#VBW 300 kHz

Sweep 92.83 ms (8192 pts)

Marker	Trace	Type	X Axis	Amplitude
1	(1)	Freq	176.37 MHz	-49.56 dBm



Compliance Certification Services Inc.

Report No: C140516R02-RPW

FCC ID: XPF-REG02-UTT

Date of Issue :August 1, 2014

Agilent

R T

Mkr1 6.936 3 GHz
-45.73 dBm

Ref 30 dBm

Atten 40 dB

#Peak

Log

10

dB/

Offst

1.5

dB

DI

-17.7

dBm

LgAv

M1 S2

Start 1.000 0 GHz

Stop 13.000 0 GHz

#Res BW 100 kHz

#VBW 300 kHz

Sweep 1.147 s (8192 pts)

Marker

Trace

Type

X Axis

Amplitude

1

(1)

Freq

6.936 3 GHz

-45.73 dBm

Agilent

R T

Mkr1 24.593 8 GHz
-37.65 dBm

Ref 30 dBm

Atten 40 dB

#Peak

Log

10

dB/

Offst

1.5

dB

DI

-17.7

dBm

LgAv

M1 S2

Start 13.000 0 GHz

Stop 26.000 0 GHz

#Res BW 100 kHz

#VBW 300 kHz

Sweep 1.243 s (8192 pts)

Marker

Trace

Type

X Axis

Amplitude

1

(1)

Freq

24.593 8 GHz

-37.65 dBm



Compliance Certification Services Inc.

Report No: C140516R02-RPW

FCC ID: XPF-REG02-UTT

Date of Issue :August 1, 2014

CH High

Agilent

R T

Mkr1 2.454 145 GHz
1.61 dBm

Ref 30 dBm

Atten 40 dB

#Peak

Log

10

dB/

Offst

1.5

dB

DI

-18.4

dBm

LgAv

M1 S2

Start 2.380 000 GHz

Stop 2.500 000 GHz

#Res BW 100 kHz

#VBW 300 kHz

Sweep 11.47 ms (8192 pts)

Marker	Trace	Type	X Axis	Amplitude
1	(1)	Freq	2.454 145 GHz	1.61 dBm
2	(1)	Freq	2.400 000 GHz	-42.42 dBm
3	(1)	Freq	2.483 500 GHz	-44.65 dBm

Agilent

R T

Mkr1 578.77 MHz
-49.70 dBm

Ref 30 dBm

Atten 40 dB

#Peak

Log

10

dB/

Offst

1.5

dB

DI

-18.4

dBm

LgAv

M1 S2

Start 30.00 MHz

Stop 1.000 00 GHz

#Res BW 100 kHz

#VBW 300 kHz

Sweep 92.83 ms (8192 pts)

Marker	Trace	Type	X Axis	Amplitude
1	(1)	Freq	578.77 MHz	-49.70 dBm



Compliance Certification Services Inc.

Report No: C140516R02-RPW

FCC ID: XPF-REG02-UTT

Date of Issue :August 1, 2014

Agilent

R T

Mkr1 7.022 7 GHz
-45.94 dBm

Ref 30 dBm

Atten 40 dB

#Peak

Log

10

dB/

Offst

1.5

dB

DI

-18.4

dBm

LgAv

M1 S2

Start 1.000 0 GHz

Stop 13.000 0 GHz

#Res BW 100 kHz

#VBW 300 kHz

Sweep 1.147 s (8192 pts)

Marker
1

Trace
(1)

Type
Freq

X Axis
7.022 7 GHz

Amplitude
-45.94 dBm

Agilent

R T

Mkr1 24.609 7 GHz
-39.44 dBm

Ref 30 dBm

Atten 40 dB

#Peak

Log

10

dB/

Offst

1.5

dB

DI

-18.4

dBm

LgAv

M1 S2

Start 13.000 0 GHz

Stop 26.000 0 GHz

#Res BW 100 kHz

#VBW 300 kHz

Sweep 1.243 s (8192 pts)

Marker
1

Trace
(1)

Type
Freq

X Axis
24.609 7 GHz

Amplitude
-39.44 dBm



IEEE 802.11n HT20 mode / Chain 1

CH Low

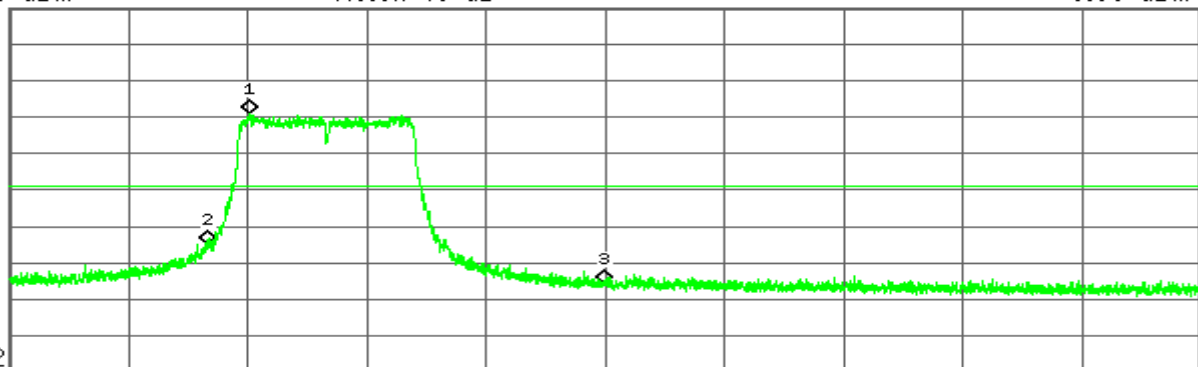
Agilent

R T

Mkr1 2.404 129 GHz
0.88 dBm

Ref 30 dBm

Atten 40 dB

#Peak
Log
10
dB/
Offst
1.5
dB
DI
-19.1
dBm
LgAv

M1 S2

Start 2.380 000 GHz

Stop 2.500 000 GHz

#Res BW 100 kHz

#VBW 300 kHz

Sweep 11.47 ms (8192 pts)

Marker	Trace	Type	X Axis	Amplitude
1	(1)	Freq	2.404 129 GHz	0.88 dBm
2	(1)	Freq	2.400 000 GHz	-35.01 dBm
3	(1)	Freq	2.439 993 GHz	-45.57 dBm

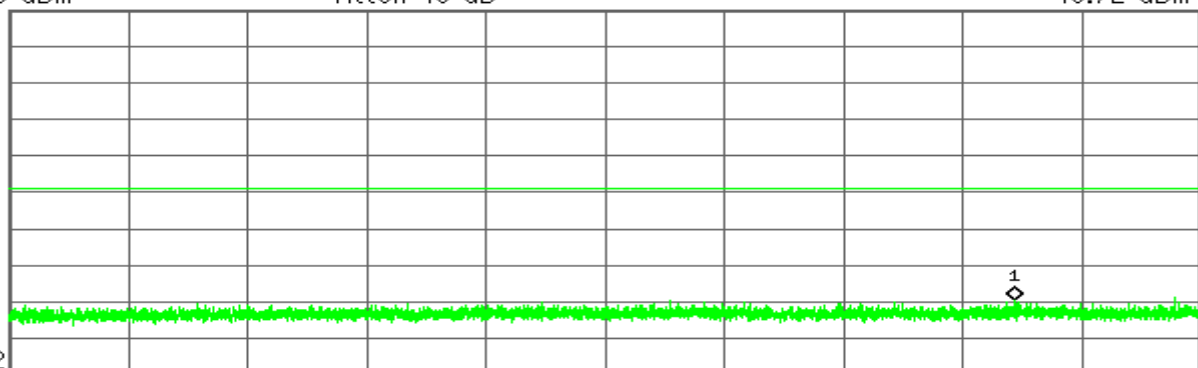
Agilent

R T

Mkr1 848.18 MHz
-49.72 dBm

Ref 30 dBm

Atten 40 dB

#Peak
Log
10
dB/
Offst
1.5
dB
DI
-19.1
dBm
LgAv

M1 S2

Start 30.00 MHz

Stop 1.000 00 GHz

#Res BW 100 kHz

#VBW 300 kHz

Sweep 92.83 ms (8192 pts)

Marker	Trace	Type	X Axis	Amplitude
1	(1)	Freq	848.18 MHz	-49.72 dBm



Compliance Certification Services Inc.

Report No: C140516R02-RPW

FCC ID: XPF-REG02-UTT

Date of Issue :August 1, 2014

Agilent

R T

Mkr1 11.101 3 GHz
-47.31 dBm

Ref 30 dBm

Atten 40 dB

#Peak

Log

10

dB/

Offst

1.5

dB

DI

-19.1

dBm

LgAv

M1 S2

Start 1.000 0 GHz

Stop 13.000 0 GHz

#Res BW 100 kHz

#VBW 300 kHz

Sweep 1.147 s (8192 pts)

Marker

Trace

Type

X Axis

Amplitude

1

(1)

Freq

11.101 3 GHz

-47.31 dBm

Agilent

R T

Mkr1 24.657 3 GHz
-39.01 dBm

Ref 30 dBm

Atten 40 dB

#Peak

Log

10

dB/

Offst

1.5

dB

DI

-19.1

dBm

LgAv

M1 S2

Start 13.000 0 GHz

Stop 26.000 0 GHz

#Res BW 100 kHz

#VBW 300 kHz

Sweep 1.243 s (8192 pts)

Marker

Trace

Type

X Axis

Amplitude

1

(1)

Freq

24.657 3 GHz

-39.01 dBm



CH Mid

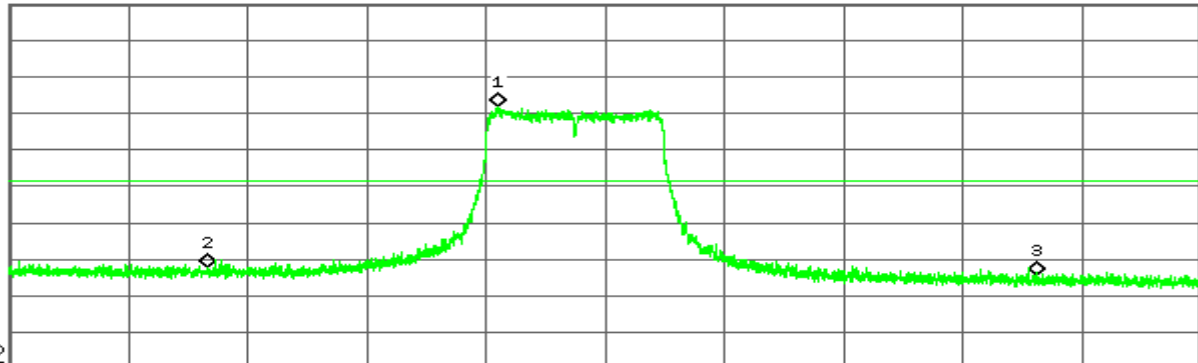
* Agilent

R T

Mkr1 2.429 122 GHz
1.75 dBm

Ref 30 dBm

Atten 40 dB

#Peak
Log
10
dB/
Offst
1.5
dB
DI
-18.3
dBm
LgAv

M1 S2

Start 2.380 000 GHz

Stop 2.500 000 GHz

#Res BW 100 kHz

#VBW 300 kHz

Sweep 11.47 ms (8192 pts)

Marker	Trace	Type	X Axis	Amplitude
1	(1)	Freq	2.429 122 GHz	1.75 dBm
2	(1)	Freq	2.400 000 GHz	-42.50 dBm
3	(1)	Freq	2.483 500 GHz	-44.48 dBm

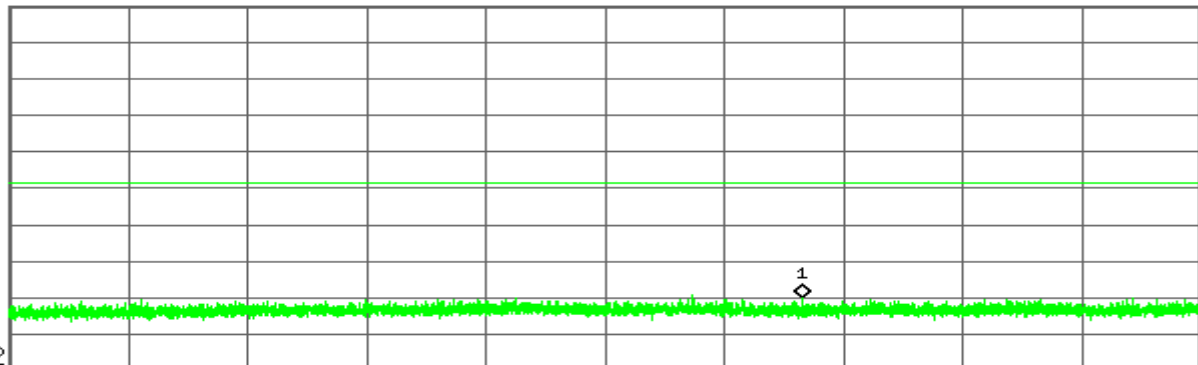
* Agilent

R T

Mkr1 675.17 MHz
-50.05 dBm

Ref 30 dBm

Atten 40 dB

#Peak
Log
10
dB/
Offst
1.5
dB
DI
-18.3
dBm
LgAv

M1 S2

Start 30.00 MHz

Stop 1.000 00 GHz

#Res BW 100 kHz

#VBW 300 kHz

Sweep 92.83 ms (8192 pts)

Marker	Trace	Type	X Axis	Amplitude
1	(1)	Freq	675.17 MHz	-50.05 dBm



Compliance Certification Services Inc.

Report No: C140516R02-RPW

FCC ID: XPF-REG02-UTT

Date of Issue :August 1, 2014

Agilent

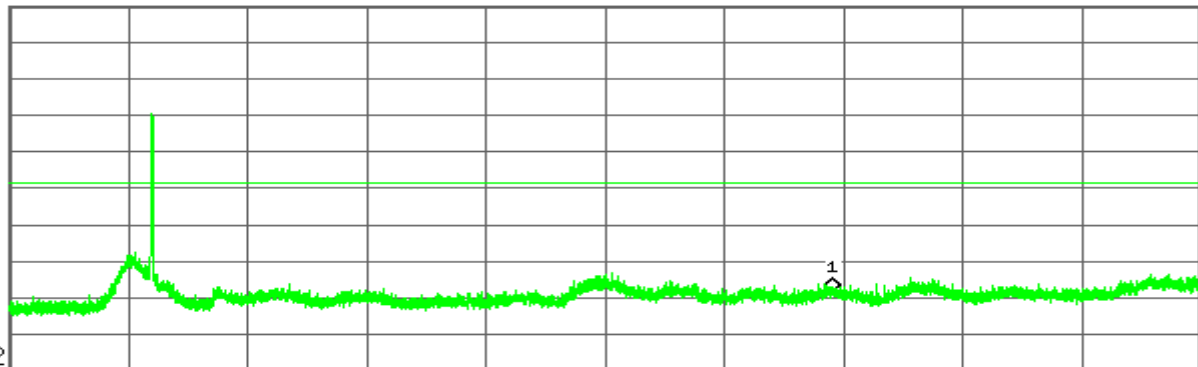
R T

Mkr1 9.297 9 GHz
-48.51 dBm

Ref 30 dBm

Atten 40 dB

#Peak
Log
10
dB/
Offst
1.5
dB
DI
-18.3
dBm
LgAv



M1 S2
Start 1.000 0 GHz

Stop 13.000 0 GHz

#Res BW 100 kHz

#VBW 300 kHz

Sweep 1.147 s (8192 pts)

Marker	Trace	Type	X Axis	Amplitude
1	(1)	Freq	9.297 9 GHz	-48.51 dBm

Agilent

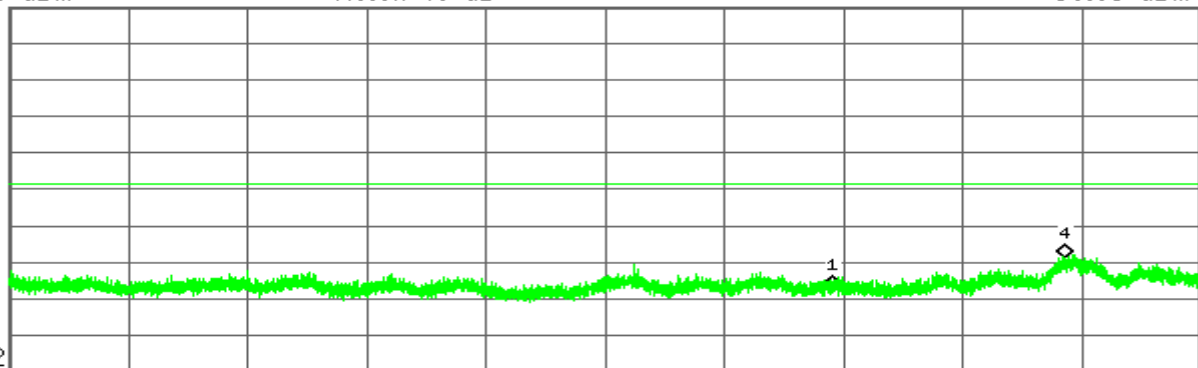
R T

Mkr4 24.519 2 GHz
-38.93 dBm

Ref 30 dBm

Atten 40 dB

#Peak
Log
10
dB/
Offst
1.5
dB
DI
-18.3
dBm
LgAv



M1 S2
Start 13.000 0 GHz

Stop 26.000 0 GHz

#Res BW 100 kHz

#VBW 300 kHz

Sweep 1.243 s (8192 pts)

Marker	Trace	Type	X Axis	Amplitude
1	(1)	Freq	21.989 4 GHz	-47.37 dBm
4	(1)	Freq	24.519 2 GHz	-38.93 dBm



Compliance Certification Services Inc.

Report No: C140516R02-RPW

FCC ID: XPF-REG02-UTT

Date of Issue :August 1, 2014

CH High

Agilent

R T

Mkr1 2.454 130 GHz
0.91 dBm

Ref 30 dBm

Atten 40 dB

#Peak

Log

10

dB/

Offst

1.5

dB

DI

-19.1

dBm

LgAv

M1 S2

Start 2.380 000 GHz

Stop 2.500 000 GHz

#Res BW 100 kHz

#VBW 300 kHz

Sweep 11.47 ms (8192 pts)

Marker	Trace	Type	X Axis	Amplitude
1	(1)	Freq	2.454 130 GHz	0.91 dBm
2	(1)	Freq	2.439 993 GHz	-43.40 dBm
3	(1)	Freq	2.483 500 GHz	-43.13 dBm

Agilent

R T

Mkr1 859.08 MHz
-49.56 dBm

Ref 30 dBm

Atten 40 dB

#Peak

Log

10

dB/

Offst

1.5

dB

DI

-19.1

dBm

LgAv

M1 S2

Center 515.00 MHz

Span 970 MHz

#Res BW 100 kHz

#VBW 300 kHz

Sweep 92.83 ms (8192 pts)

Marker	Trace	Type	X Axis	Amplitude
1	(1)	Freq	859.08 MHz	-49.56 dBm



Compliance Certification Services Inc.

Report No: C140516R02-RPW

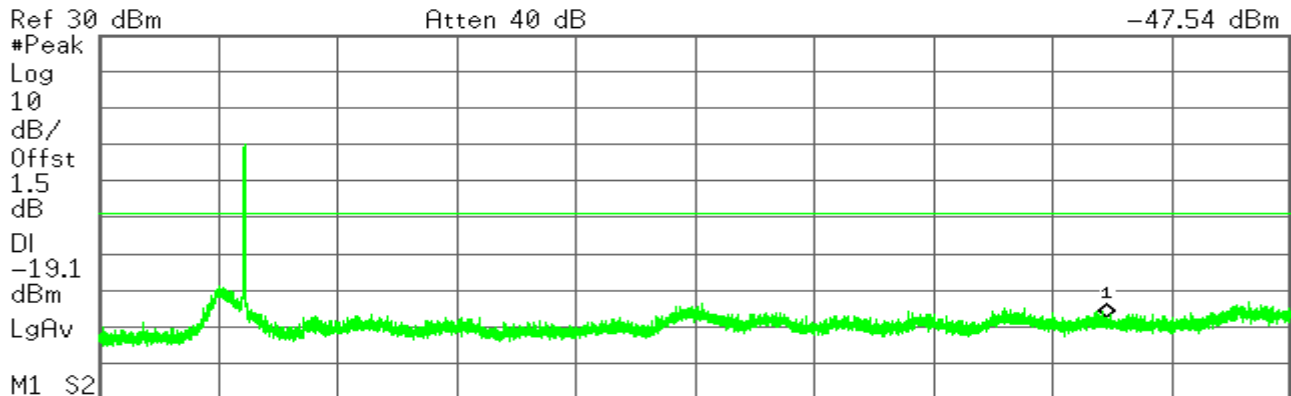
FCC ID: XPF-REG02-UTT

Date of Issue :August 1, 2014

Agilent

R T

Mkr1 11.146 7 GHz
-47.54 dBm



Start 1.000 0 GHz

Stop 13.000 0 GHz

#Res BW 100 kHz

#VBW 300 kHz

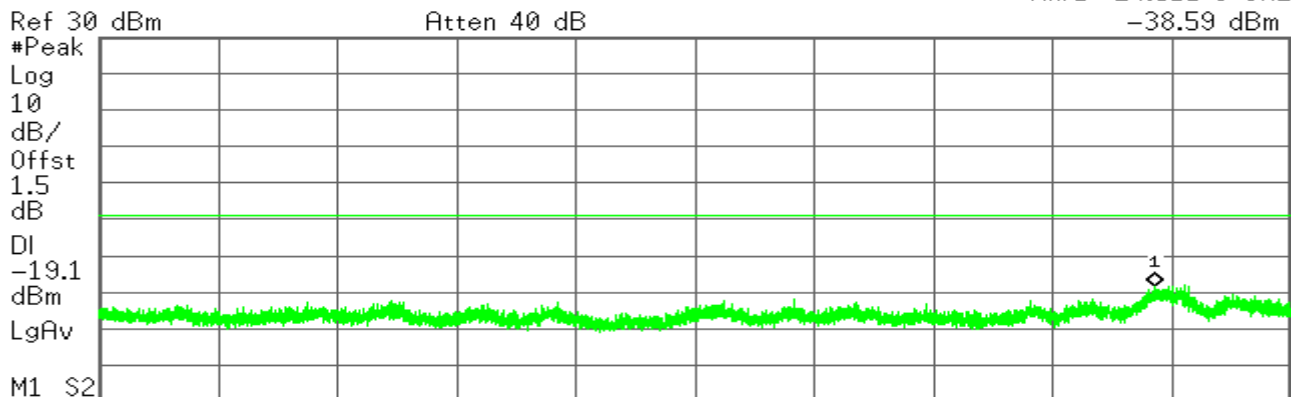
Sweep 1.147 s (8192 pts)

Marker	Trace	Type	X Axis	Amplitude
1	(1)	Freq	11.146 7 GHz	-47.54 dBm

Agilent

R T

Mkr1 24.511 3 GHz
-38.59 dBm



Start 13.000 0 GHz

Stop 26.000 0 GHz

#Res BW 100 kHz

#VBW 300 kHz

Sweep 1.243 s (8192 pts)

Marker	Trace	Type	X Axis	Amplitude
1	(1)	Freq	24.511 3 GHz	-38.59 dBm



IEEE 802.11n HT40 mode / Chain 0

CH Low

Agilent

R T

Mkr1 2.405 360 GHz
-0.41 dBm

Ref 30 dBm

Atten 40 dB

#Peak

Log

10

dB/

Offst

1.5

dB

DI

-20.4

dBm

LgAv

M1 S2

Start 2.380 000 GHz

Stop 2.500 000 GHz

#Res BW 100 kHz

#VBW 300 kHz

Sweep 11.47 ms (8192 pts)

Marker	Trace	Type	X Axis	Amplitude
1	(1)	Freq	2.405 360 GHz	-0.41 dBm
2	(1)	Freq	2.400 000 GHz	-29.78 dBm
3	(1)	Freq	2.483 500 GHz	-45.32 dBm

Agilent

R T

Mkr1 801.41 MHz
-49.64 dBm

Ref 30 dBm

Atten 40 dB

#Peak

Log

10

dB/

Offst

1.5

dB

DI

-20.4

dBm

LgAv

M1 S2

Start 30.00 MHz

Stop 1.000 00 GHz

#Res BW 100 kHz

#VBW 300 kHz

Sweep 92.83 ms (8192 pts)

Marker	Trace	Type	X Axis	Amplitude
1	(1)	Freq	801.41 MHz	-49.64 dBm



Compliance Certification Services Inc.

Report No: C140516R02-RPW

FCC ID: XPF-REG02-UTT

Date of Issue :August 1, 2014

Agilent

R T

Mkr1 10.178 4 GHz
-47.13 dBm

Ref 30 dBm

Atten 40 dB

#Peak

Log

10

dB/

Offst

1.5

dB

DI

-20.4

dBm

LgAv

M1 S2

Start 1.000 0 GHz

Stop 13.000 0 GHz

#Res BW 100 kHz

#VBW 300 kHz

Sweep 1.147 s (8192 pts)

Marker	Trace	Type	X Axis	Amplitude
1	(1)	Freq	10.178 4 GHz	-47.13 dBm

Agilent

R T

Mkr1 24.573 2 GHz
-37.87 dBm

Ref 30 dBm

Atten 40 dB

#Peak

Log

10

dB/

Offst

1.5

dB

DI

-20.4

dBm

LgAv

M1 S2

Start 13.000 0 GHz

Stop 26.000 0 GHz

#Res BW 100 kHz

#VBW 300 kHz

Sweep 1.243 s (8192 pts)

Marker	Trace	Type	X Axis	Amplitude
1	(1)	Freq	24.573 2 GHz	-37.87 dBm



Compliance Certification Services Inc.

Report No: C140516R02-RPW

FCC ID: XPF-REG02-UTT

Date of Issue :August 1, 2014

CH Mid

Agilent

R T

Mkr1 2.421 138 GHz
-1.09 dBm

Ref 30 dBm

Atten 40 dB

#Peak

Log

10

dB/

Offst

1.5

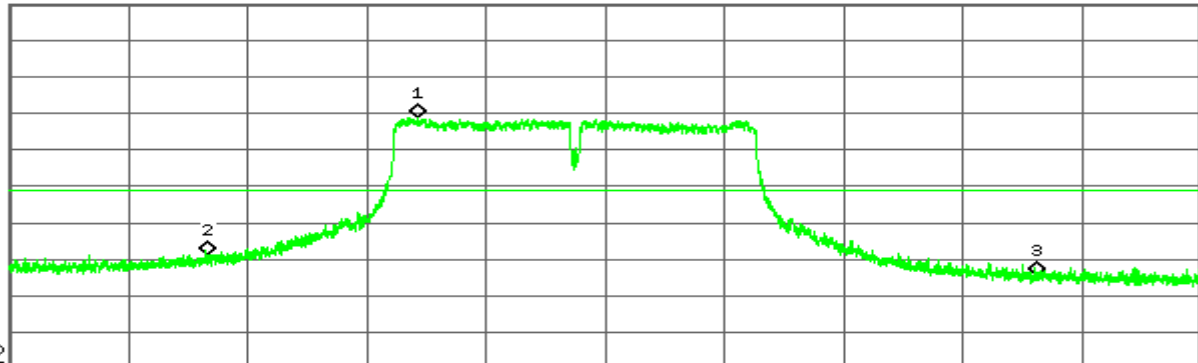
dB

DI

-21.1

dBm

LgAv



M1 S2

Start 2.380 000 GHz

Stop 2.500 000 GHz

#Res BW 100 kHz

#VBW 300 kHz

Sweep 11.47 ms (8192 pts)

Marker	Trace	Type	X Axis	Amplitude
1	(1)	Freq	2.421 138 GHz	-1.09 dBm
2	(1)	Freq	2.400 000 GHz	-39.02 dBm
3	(1)	Freq	2.483 500 GHz	-44.57 dBm

Agilent

R T

Mkr1 969.45 MHz
-49.62 dBm

Ref 30 dBm

Atten 40 dB

#Peak

Log

10

dB/

Offst

1.5

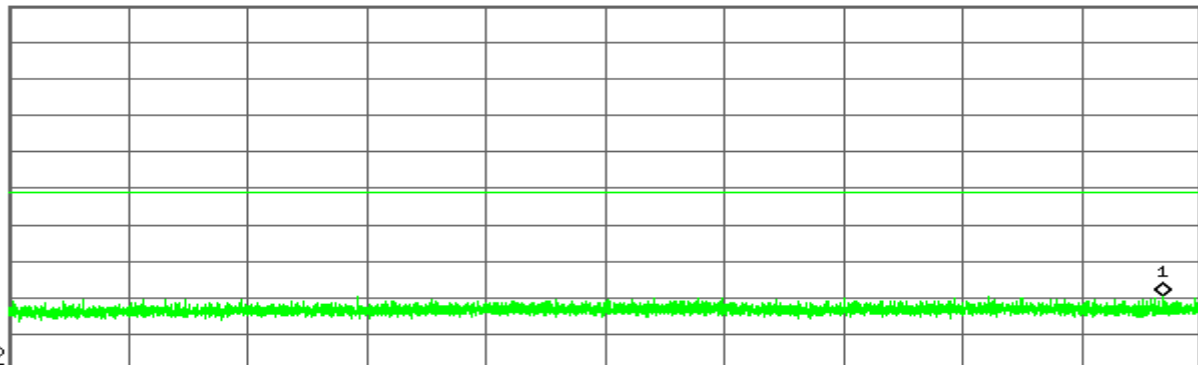
dB

DI

-21.1

dBm

LgAv



M1 S2

Start 30.00 MHz

Stop 1.000 00 GHz

#Res BW 100 kHz

#VBW 300 kHz

Sweep 92.83 ms (8192 pts)

Marker	Trace	Type	X Axis	Amplitude
1	(1)	Freq	969.45 MHz	-49.62 dBm



Compliance Certification Services Inc.

Report No: C140516R02-RPW

FCC ID: XPF-REG02-UTT

Date of Issue :August 1, 2014

Agilent

R T

Mkr1 12.466 7 GHz
-45.03 dBm

Ref 30 dBm

Atten 40 dB

#Peak

Log

10

dB/

Offst

1.5

dB

DI

-21.1

dBm

LgAv

M1 S2

Start 1.000 0 GHz

Stop 13.000 0 GHz

#Res BW 100 kHz

#VBW 300 kHz

Sweep 1.147 s (8192 pts)

Marker
1

Trace
(1)

Type
Freq

X Axis
12.466 7 GHz

Amplitude
-45.03 dBm

Agilent

R T

Mkr1 24.646 2 GHz
-38.35 dBm

Ref 30 dBm

Atten 40 dB

#Peak

Log

10

dB/

Offst

1.5

dB

DI

-21.1

dBm

LgAv

M1 S2

Start 13.000 0 GHz

Stop 26.000 0 GHz

#Res BW 100 kHz

#VBW 300 kHz

Sweep 1.243 s (8192 pts)

Marker
1

Trace
(1)

Type
Freq

X Axis
24.646 2 GHz

Amplitude
-38.35 dBm



Compliance Certification Services Inc.

Report No: C140516R02-RPW

FCC ID: XPF-REG02-UTT

Date of Issue :August 1, 2014

CH High

Agilent

R T

Mkr1 2.435 363 GHz
-0.81 dBm

Ref 30 dBm

Atten 40 dB

#Peak

Log

10

dB/

Offst

1.5

dB

DI

-20.8

dBm

LgAv

M1 S2

Start 2.380 000 GHz

Stop 2.500 000 GHz

#Res BW 100 kHz

#VBW 300 kHz

Sweep 11.47 ms (8192 pts)

Marker	Trace	Type	X Axis	Amplitude
1	(1)	Freq	2.435 363 GHz	-0.81 dBm
2	(1)	Freq	2.400 000 GHz	-41.97 dBm
3	(1)	Freq	2.483 500 GHz	-41.76 dBm

Agilent

R T

Mkr1 875.54 MHz
-49.95 dBm

Ref 30 dBm

Atten 40 dB

#Peak

Log

10

dB/

Offst

1.5

dB

DI

-20.8

dBm

LgAv

M1 S2

Start 30.00 MHz

Stop 1.000 00 GHz

#Res BW 100 kHz

#VBW 300 kHz

Sweep 92.83 ms (8192 pts)

Marker	Trace	Type	X Axis	Amplitude
1	(1)	Freq	875.54 MHz	-49.95 dBm



Compliance Certification Services Inc.

Report No: C140516R02-RPW

FCC ID: XPF-REG02-UTT

Date of Issue :August 1, 2014

Agilent

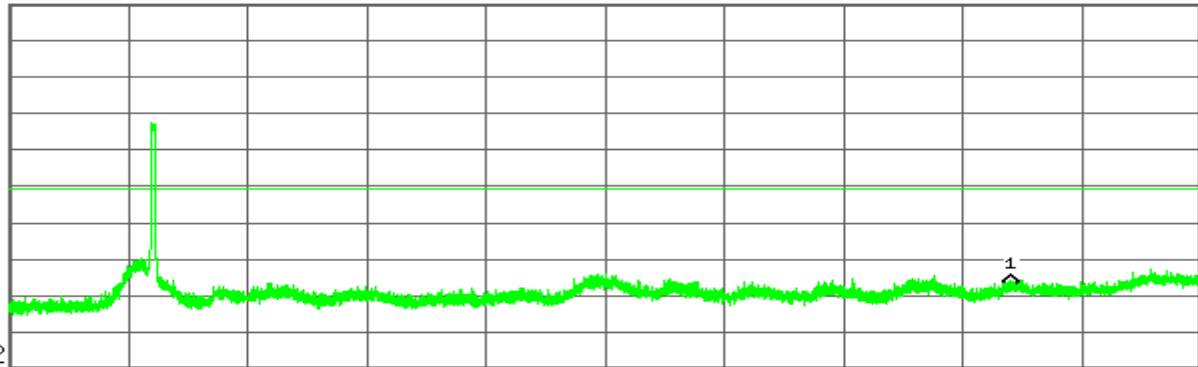
R T

Mkr1 11.089 6 GHz
-47.76 dBm

Ref 30 dBm

Atten 40 dB

#Peak
Log
10
dB/
Offst
1.5
dB
DI
-20.8
dBm
LgAv



M1 S2

Start 1.000 0 GHz

Stop 13.000 0 GHz

#Res BW 100 kHz

#VBW 300 kHz

Sweep 1.147 s (8192 pts)

Marker	Trace	Type	X Axis	Amplitude
1	(1)	Freq	11.089 6 GHz	-47.76 dBm

Agilent

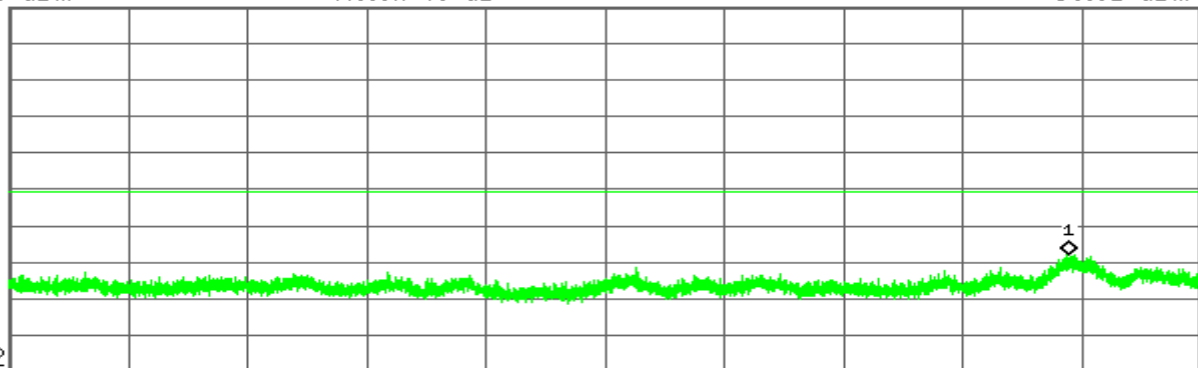
R T

Mkr1 24.547 8 GHz
-38.01 dBm

Ref 30 dBm

Atten 40 dB

#Peak
Log
10
dB/
Offst
1.5
dB
DI
-20.8
dBm
LgAv



M1 S2

Center 19.500 0 GHz

Span 13 GHz

#Res BW 100 kHz

#VBW 300 kHz

Sweep 1.243 s (8192 pts)

Marker	Trace	Type	X Axis	Amplitude
1	(1)	Freq	24.547 8 GHz	-38.01 dBm



IEEE 802.11n HT40 mode / Chain 1

CH Low

Agilent

R T

Mkr1 2.405 755 GHz
-2.88 dBm

Ref 30 dBm

Atten 40 dB

#Peak

Log

10

dB/

Offst

1.5

dB

DI

-22.9

dBm

LgAv

M1 S2

Start 2.380 000 GHz

Stop 2.500 000 GHz

#Res BW 100 kHz

#VBW 300 kHz

Sweep 11.47 ms (8192 pts)

Marker	Trace	Type	X Axis	Amplitude
1	(1)	Freq	2.405 755 GHz	-2.88 dBm
2	(1)	Freq	2.400 000 GHz	-32.75 dBm
3	(1)	Freq	2.483 500 GHz	-47.41 dBm

Agilent

R T

Mkr1 563.97 MHz
-49.15 dBm

Ref 30 dBm

Atten 40 dB

#Peak

Log

10

dB/

Offst

1.5

dB

DI

-22.9

dBm

LgAv

M1 S2

Start 30.00 MHz

Stop 1.000 00 GHz

#Res BW 100 kHz

#VBW 300 kHz

Sweep 92.83 ms (8192 pts)

Marker	Trace	Type	X Axis	Amplitude
1	(1)	Freq	563.97 MHz	-49.15 dBm



Compliance Certification Services Inc.

Report No: C140516R02-RPW

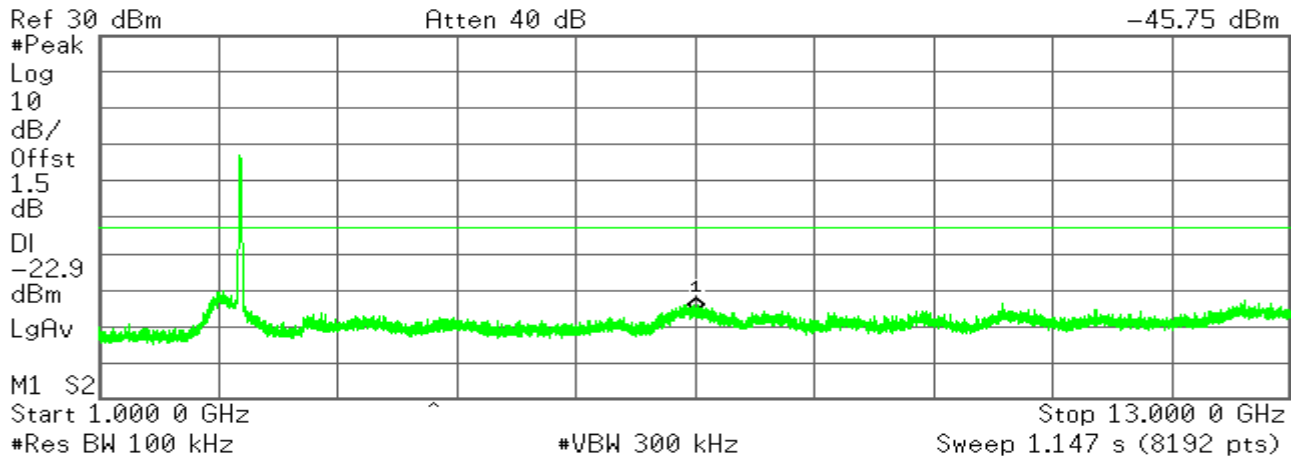
FCC ID: XPF-REG02-UTT

Date of Issue :August 1, 2014

Agilent

R T

Mkr1 7.013 9 GHz
-45.75 dBm

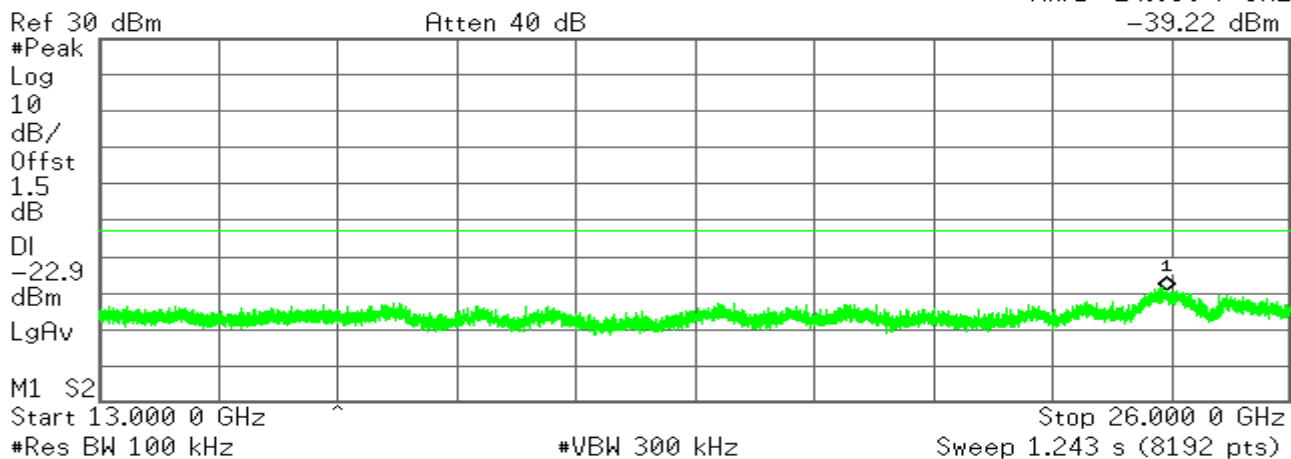


Marker	Trace	Type	X Axis	Amplitude
1	(1)	Freq	7.013 9 GHz	-45.75 dBm

Agilent

R T

Mkr1 24.636 7 GHz
-39.22 dBm



Marker	Trace	Type	X Axis	Amplitude
1	(1)	Freq	24.636 7 GHz	-39.22 dBm



Compliance Certification Services Inc.

Report No: C140516R02-RPW

FCC ID: XPF-REG02-UTT

Date of Issue :August 1, 2014

CH Mid

Agilent

R T

Mkr1 2.420 391 GHz
-1.92 dBm

Ref 30 dBm

Atten 40 dB

#Peak

Log

10

dB/

Offst

1.5

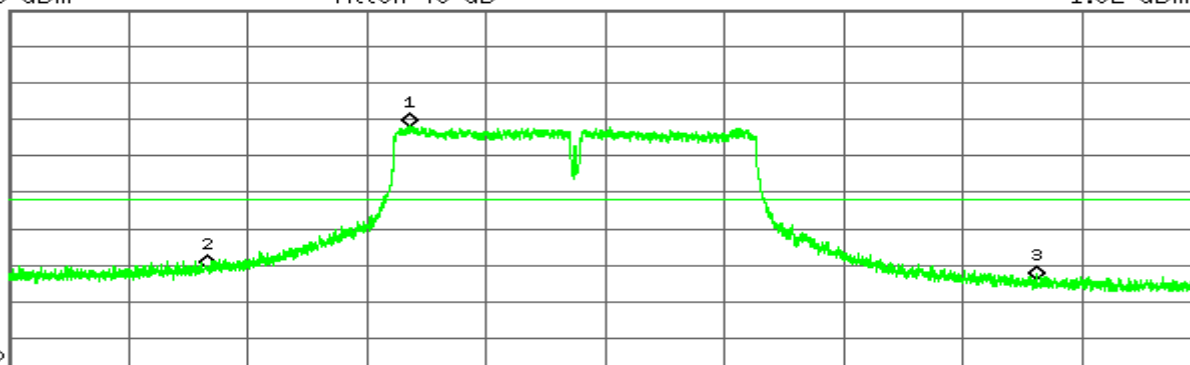
dB

DI

-21.9

dBm

LgAv



M1 S2

Start 2.380 000 GHz

Stop 2.500 000 GHz

#Res BW 100 kHz

#VBW 300 kHz

Sweep 11.47 ms (8192 pts)

Marker	Trace	Type	X Axis	Amplitude
1	(1)	Freq	2.420 391 GHz	-1.92 dBm
2	(1)	Freq	2.400 000 GHz	-41.18 dBm
3	(1)	Freq	2.483 500 GHz	-44.21 dBm

Agilent

R T

Mkr1 532.59 MHz
-49.46 dBm

Ref 30 dBm

Atten 40 dB

#Peak

Log

10

dB/

Offst

1.5

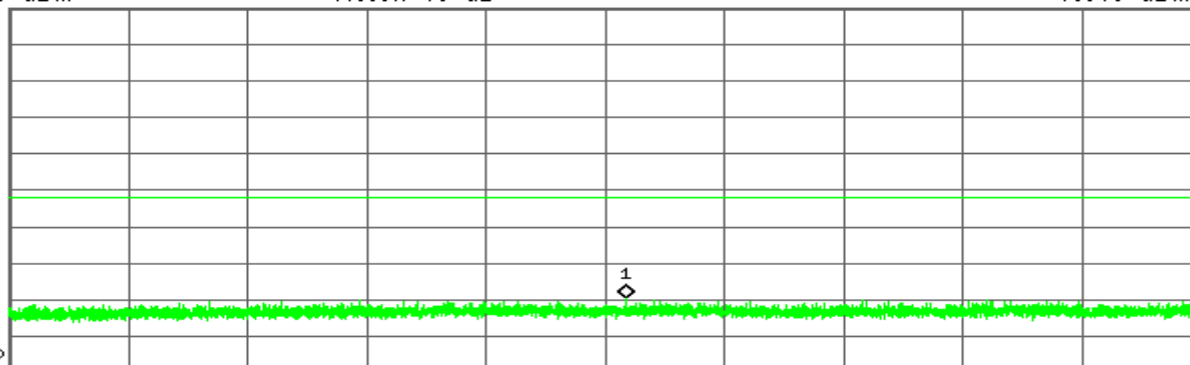
dB

DI

-21.9

dBm

LgAv



M1 S2

Start 30.00 MHz

Stop 1.000 00 GHz

#Res BW 100 kHz

#VBW 300 kHz

Sweep 92.83 ms (8192 pts)

Marker	Trace	Type	X Axis	Amplitude
1	(1)	Freq	532.59 MHz	-49.46 dBm



Compliance Certification Services Inc.

Report No: C140516R02-RPW

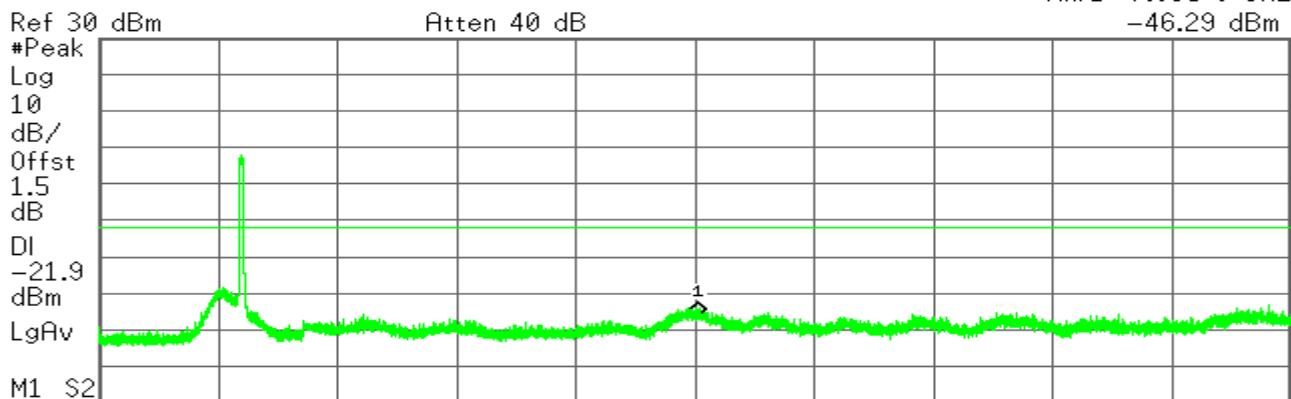
FCC ID: XPF-REG02-UTT

Date of Issue :August 1, 2014

Agilent

R T

Mkr1 7.035 9 GHz
-46.29 dBm



Start 1.000 0 GHz

Stop 13.000 0 GHz

#Res BW 100 kHz

#VBW 300 kHz

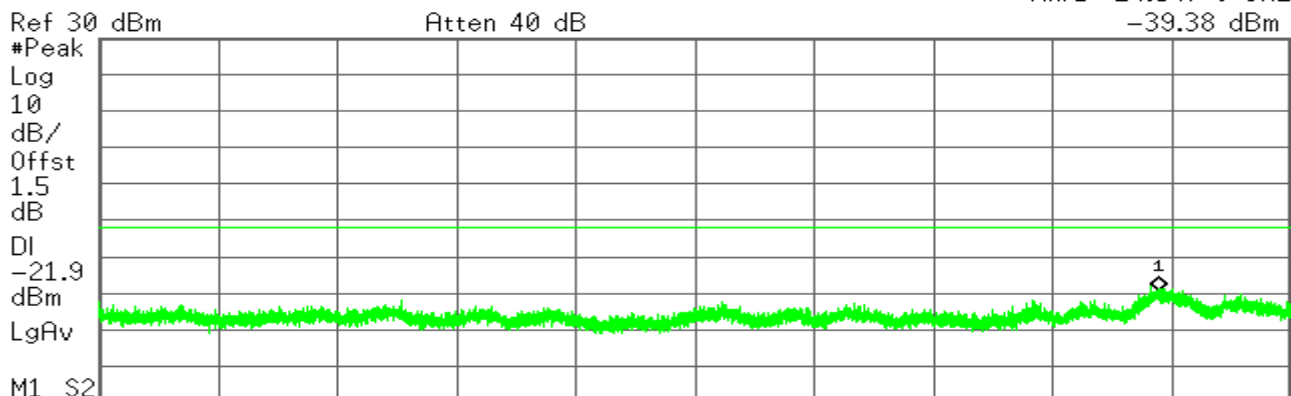
Sweep 1.147 s (8192 pts)

Marker	Trace	Type	X Axis	Amplitude
1	(1)	Freq	7.035 9 GHz	-46.29 dBm

Agilent

R T

Mkr1 24.547 8 GHz
-39.38 dBm



Start 13.000 0 GHz

Stop 26.000 0 GHz

#Res BW 100 kHz

#VBW 300 kHz

Sweep 1.243 s (8192 pts)

Marker	Trace	Type	X Axis	Amplitude
1	(1)	Freq	24.547 8 GHz	-39.38 dBm



Compliance Certification Services Inc.

Report No: C140516R02-RPW

FCC ID: XPF-REG02-UTT

Date of Issue :August 1, 2014

CH High

Agilent

R T

Mkr1 2.435 363 GHz
-2.21 dBm

Ref 30 dBm

Atten 40 dB

#Peak

Log

10

dB/

Offst

1.5

dB

DI

-22.2

dBm

LgAv

M1 S2

Start 2.380 000 GHz

Stop 2.500 000 GHz

#Res BW 100 kHz

#VBW 300 kHz

Sweep 11.47 ms (8192 pts)

Marker	Trace	Type	X Axis	Amplitude
1	(1)	Freq	2.435 363 GHz	-2.21 dBm
2	(1)	Freq	2.400 000 GHz	-41.42 dBm
3	(1)	Freq	2.483 500 GHz	-42.09 dBm

Agilent

R T

Mkr1 734.61 MHz
-49.76 dBm

Ref 30 dBm

Atten 40 dB

#Peak

Log

10

dB/

Offst

1.5

dB

DI

-22.2

dBm

LgAv

M1 S2

Start 30.00 MHz

Stop 1.000 00 GHz

#Res BW 100 kHz

#VBW 300 kHz

Sweep 92.83 ms (8192 pts)

Marker	Trace	Type	X Axis	Amplitude
1	(1)	Freq	734.61 MHz	-49.76 dBm



Compliance Certification Services Inc.

Report No: C140516R02-RPW

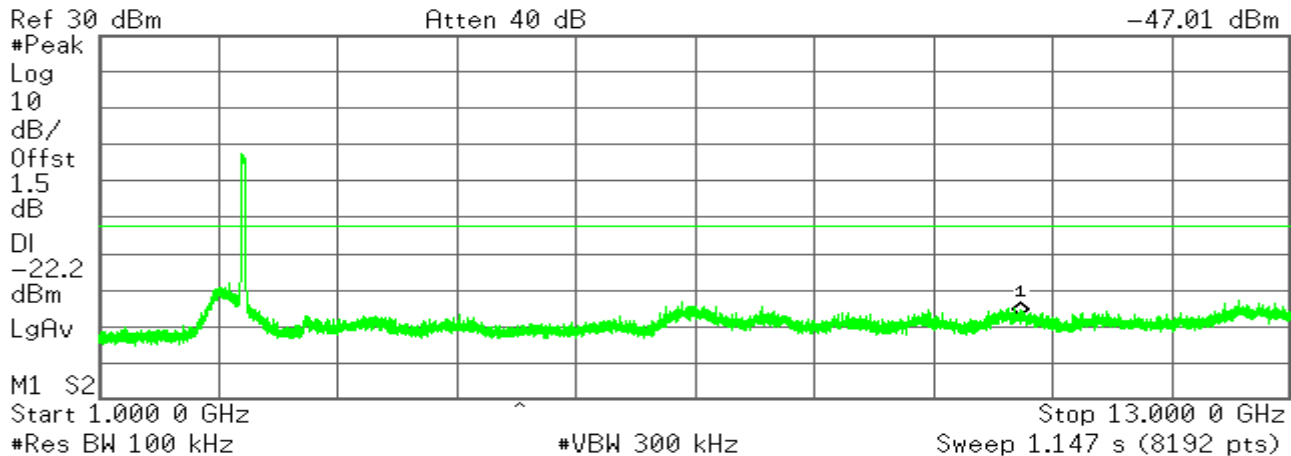
FCC ID: XPF-REG02-UTT

Date of Issue :August 1, 2014

Agilent

R T

Mkr1 10.283 8 GHz
-47.01 dBm

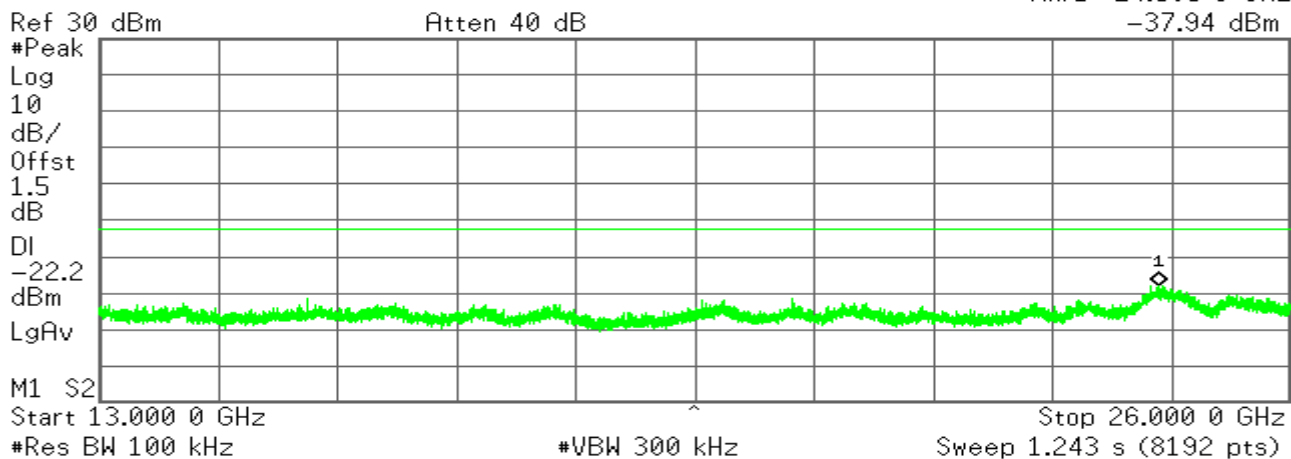


Marker	Trace	Type	X Axis	Amplitude
1	(1)	Freq	10.283 8 GHz	-47.01 dBm

Agilent

R T

Mkr1 24.565 3 GHz
-37.94 dBm



Marker	Trace	Type	X Axis	Amplitude
1	(1)	Freq	24.565 3 GHz	-37.94 dBm



IEEE 802.11a mode

CH Low

* Agilent

R T

Mkr1 693.17 MHz
-43.35 dBm

Ref 30 dBm

Atten 40 dB

#Peak

Log

10

dB/

Offst

2.5

dB

DI

-8.5

dBm

LgAv

M1 S2

Start 30.00 MHz

Stop 1.000 00 GHz

#Res BW 100 kHz

#VBW 300 kHz

Sweep 92.83 ms (8192 pts)



* Agilent

R T

Mkr1 5.749 6 GHz
11.53 dBm

Ref 30 dBm

Atten 40 dB

#Peak

Log

10

dB/

Offst

2.5

dB

DI

-8.5

dBm

LgAv

M1 S2


Start 1.000 0 GHz

^ Stop 13.000 0 GHz

#Res BW 100 kHz

#VBW 300 kHz

Sweep 1.147 s (8192 pts)





Compliance Certification Services Inc.

Report No: C140516R02-RPW

FCC ID: XPF-REG02-UTT

Date of Issue :August 1, 2014

Agilent

R T

Mkr1 24.562 1 GHz
-32.54 dBm

Ref 30 dBm

Atten 40 dB

#Peak

Log

10

dB/

Offst

2.5

dB

DI

-8.5

dBm

LgAv

M1 S2

Center 19.500 0 GHz

Span 13 GHz

#Res BW 100 kHz

#VBW 300 kHz

Sweep 1.243 s (8192 pts)

Marker
1

Trace
(1)

Type
Freq

X Axis
24.562 1 GHz

Amplitude
-32.54 dBm

Agilent

R T

Mkr1 36.455 1 GHz
-23.85 dBm

Ref 30 dBm

Atten 40 dB

#Peak

Log

10

dB/

Offst

2.5

dB

DI

-8.5

dBm

LgAv

M1 S2

Start 26.000 0 GHz

Stop 40.000 0 GHz

#Res BW 100 kHz

#VBW 300 kHz

Sweep 1.338 s (8192 pts)

Marker
1

Trace
(1)

Type
Freq

X Axis
36.455 1 GHz

Amplitude
-23.85 dBm



Compliance Certification Services Inc.

Report No: C140516R02-RPW

FCC ID: XPF-REG02-UTT

Date of Issue :August 1, 2014

CH Mid

Agilent

R T

Mkr1 365.25 MHz
-43.24 dBm

Ref 30 dBm

Atten 40 dB

#Peak

Log

10

dB/

Offst

2.5

dB

DI

-10.3

dBm

LgAv

M1 S2

Start 30.00 MHz

Stop 1.000 00 GHz

#Res BW 100 kHz

#VBW 300 kHz

Sweep 92.83 ms (8192 pts)

Marker	Trace	Type	X Axis	Amplitude
1	(1)	Freq	365.25 MHz	-43.24 dBm

Agilent

R T

Mkr1 5.792 1 GHz
9.68 dBm

Ref 30 dBm

Atten 40 dB

#Peak

Log

10

dB/

Offst

2.5

dB

DI

-10.3

dBm

LgAv

M1 S2

Start 1.000 0 GHz

Stop 13.000 0 GHz

#Res BW 100 kHz

#VBW 300 kHz

Sweep 1.147 s (8192 pts)

Marker	Trace	Type	X Axis	Amplitude
1	(1)	Freq	5.792 1 GHz	9.68 dBm
2	(1)	Freq	6.991 9 GHz	-38.94 dBm



Compliance Certification Services Inc.

Report No: C140516R02-RPW

FCC ID: XPF-REG02-UTT

Date of Issue :August 1, 2014

Agilent

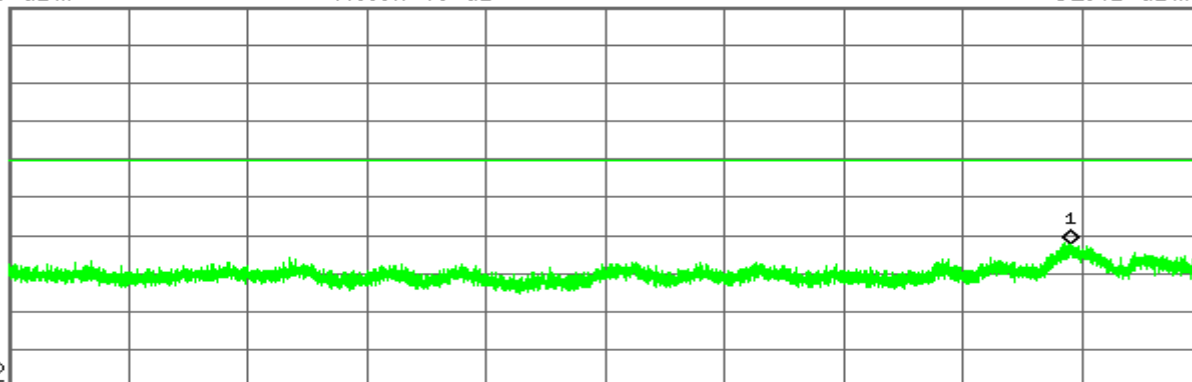
R T

Mkr1 24.579 5 GHz
-32.41 dBm

Ref 30 dBm

Atten 40 dB

#Peak
Log
10
dB/
Offst
2.5
dB
DI
-10.3
dBm
LgAv



M1 S2

Start 13.000 0 GHz

Stop 26.000 0 GHz

#Res BW 100 kHz

#VBW 300 kHz

Sweep 1.243 s (8192 pts)

Marker	Trace	Type	X Axis	Amplitude
1	(1)	Freq	24.579 5 GHz	-32.41 dBm

Agilent

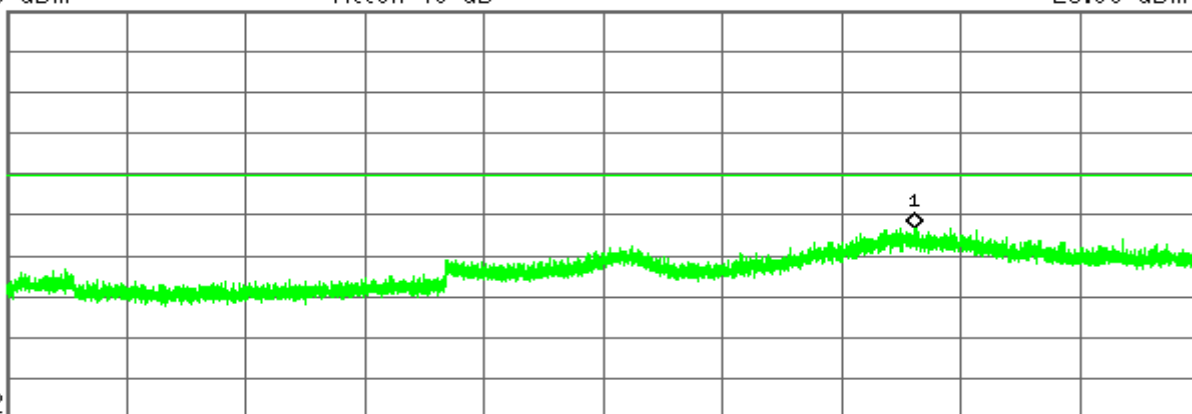
R T

Mkr1 36.670 5 GHz
-23.08 dBm

Ref 30 dBm

Atten 40 dB

#Peak
Log
10
dB/
Offst
2.5
dB
DI
-10.3
dBm
LgAv



M1 S2

Start 26.000 0 GHz

Stop 40.000 0 GHz

#Res BW 100 kHz

#VBW 300 kHz

Sweep 1.338 s (8192 pts)

Marker	Trace	Type	X Axis	Amplitude
1	(1)	Freq	36.670 5 GHz	-23.08 dBm



Compliance Certification Services Inc.

Report No: C140516R02-RPW

FCC ID: XPF-REG02-UTT

Date of Issue :August 1, 2014

CH High

Agilent

R T

Mkr1 867.13 MHz
-43.41 dBm

Ref 30 dBm

Atten 40 dB

#Peak

Log

10

dB/

Offst

2.5

dB

DI

-10.2

dBm

LgAv

M1 S2

Start 30.00 MHz

Stop 1.000 00 GHz

#Res BW 100 kHz

#VBW 300 kHz

Sweep 92.83 ms (8192 pts)

Marker	Trace	Type	X Axis	Amplitude
1	(1)	Freq	867.13 MHz	-43.41 dBm

Agilent

R T

Mkr1 5.830 2 GHz
9.80 dBm

Ref 30 dBm

Atten 40 dB

#Peak

Log

10

dB/

Offst

2.5

dB

DI

-10.2

dBm

LgAv

M1 S2

Start 1.000 0 GHz^

Stop 13.000 0 GHz

#Res BW 100 kHz

#VBW 300 kHz

Sweep 1.147 s (8192 pts)

Marker	Trace	Type	X Axis	Amplitude
1	(1)	Freq	5.830 2 GHz	9.80 dBm
2	(1)	Freq	7.881 2 GHz	-40.38 dBm



Compliance Certification Services Inc.

Report No: C140516R02-RPW

FCC ID: XPF-REG02-UTT

Date of Issue :August 1, 2014

Agilent

R T

Mkr1 24.563 7 GHz
-31.83 dBm

Ref 30 dBm

Atten 40 dB

#Peak

Log

10

dB/

Offst

2.5

dB

DI

-10.2

dBm

LgAv

M1 S2

Start 13.000 0 GHz

Stop 26.000 0 GHz

#Res BW 100 kHz

#VBW 300 kHz

Sweep 1.243 s (8192 pts)

Marker

Trace

Type

X Axis

Amplitude

1

(1)

Freq

24.563 7 GHz

-31.83 dBm

Agilent

R T

Mkr1 36.567 9 GHz
-23.82 dBm

Ref 30 dBm

Atten 40 dB

#Peak

Log

10

dB/

Offst

2.5

dB

DI

-10.2

dBm

LgAv

M1 S2

Start 26.000 0 GHz

Stop 40.000 0 GHz

#Res BW 100 kHz

#VBW 300 kHz

Sweep 1.338 s (8192 pts)

Marker

Trace

Type

X Axis

Amplitude

1

(1)

Freq

36.567 9 GHz

-23.82 dBm



IEEE 802.11an HT20 mode

CH Low

* Agilent

R T

Mkr1 548.57 MHz

-43.54 dBm

Ref 30 dBm

Atten 40 dB

#Peak

Log

10

dB/

Offst

2.5

dB

DI

-8.4

dBm

LgAv

M1 S2

Start 30.00 MHz

Stop 1.000 00 GHz

#Res BW 100 kHz

#VBW 300 kHz

Sweep 92.83 ms (8192 pts)

Marker	Trace	Type	X Axis	Amplitude
1	(1)	Freq	548.57 MHz	-43.54 dBm

* Agilent

R T

Mkr1 5.749 6 GHz

11.62 dBm

Ref 30 dBm

Atten 40 dB

#Peak

Log

10

dB/

Offst

2.5

dB

DI

-8.4

dBm

LgAv

M1 S2

Start 1.000 0 GHz

Stop 13.000 0 GHz

#Res BW 100 kHz

#VBW 300 kHz

Sweep 1.147 s (8192 pts)

Marker	Trace	Type	X Axis	Amplitude
1	(1)	Freq	5.749 6 GHz	11.62 dBm



Compliance Certification Services Inc.

Report No: C140516R02-RPW

FCC ID: XPF-REG02-UTT

Date of Issue :August 1, 2014

Agilent

R T

Mkr1 24.609 7 GHz
-31.15 dBm

Ref 30 dBm

Atten 40 dB

#Peak

Log

10

dB/

Offst

2.5

dB

DI

-8.4

dBm

LgAv

M1 S2

Start 13.000 0 GHz

^ Stop 26.000 0 GHz

#Res BW 100 kHz

#VBW 300 kHz

Sweep 1.243 s (8192 pts)

Marker
1

Trace
(1)

Type
Freq

X Axis
24.609 7 GHz

Amplitude
-31.15 dBm

Agilent

R T

Mkr1 36.544 0 GHz
-24.19 dBm

Ref 30 dBm

Atten 40 dB

#Peak

Log

10

dB/

Offst

2.5

dB

DI

-8.4

dBm

LgAv

M1 S2

Start 26.000 0 GHz

^ Stop 40.000 0 GHz

#Res BW 100 kHz

#VBW 300 kHz

Sweep 1.338 s (8192 pts)

Marker
1

Trace
(1)

Type
Freq

X Axis
36.544 0 GHz

Amplitude
-24.19 dBm



Compliance Certification Services Inc.

Report No: C140516R02-RPW

FCC ID: XPF-REG02-UTT

Date of Issue :August 1, 2014

CH Mid

Agilent

R T

Mkr1 119.53 MHz
-43.94 dBm

Ref 30 dBm

Atten 40 dB

#Peak

Log

10

dB/

Offst

2.5

dB

DI

-10.5

dBm

LgAv

M1 S2

Start 30.00 MHz

Stop 1.000 00 GHz

#Res BW 100 kHz

#VBW 300 kHz

Sweep 92.83 ms (8192 pts)

Marker

Trace

Type

X Axis

Amplitude

1

(1)

Freq

119.53 MHz

-43.94 dBm

Agilent

R T

Mkr1 5.790 6 GHz
9.46 dBm

Ref 30 dBm

Atten 40 dB

#Peak

Log

10

dB/

Offst

2.5

dB

DI

-10.5

dBm

LgAv

M1 S2

Start 1.000 0 GHz

Stop 13.000 0 GHz

#Res BW 100 kHz

#VBW 300 kHz

Sweep 1.147 s (8192 pts)

Marker

Trace

Type

X Axis

Amplitude

1

(1)

Freq

5.790 6 GHz

9.46 dBm



Compliance Certification Services Inc.

Report No: C140516R02-RPW

FCC ID: XPF-REG02-UTT

Date of Issue :August 1, 2014

Agilent

R T

Mkr1 24.655 7 GHz
-32.40 dBm

Ref 30 dBm

Atten 40 dB

#Peak

Log

10

dB/

Offst

2.5

dB

DI

-10.5

dBm

LgAv

M1 S2

Start 13.000 0 GHz

Stop 26.000 0 GHz

#Res BW 100 kHz

#VBW 300 kHz

Sweep 1.243 s (8192 pts)

Marker	Trace	Type	X Axis	Amplitude
1	(1)	Freq	24.655 7 GHz	-32.40 dBm

Agilent

R T

Mkr1 36.583 3 GHz
-24.27 dBm

Ref 30 dBm

Atten 40 dB

#Peak

Log

10

dB/

Offst

2.5

dB

DI

-10.5

dBm

LgAv

M1 S2

Start 26.000 0 GHz

Stop 40.000 0 GHz

#Res BW 100 kHz

#VBW 300 kHz

Sweep 1.338 s (8192 pts)

Marker	Trace	Type	X Axis	Amplitude
1	(1)	Freq	36.583 3 GHz	-24.27 dBm



Compliance Certification Services Inc.

Report No: C140516R02-RPW

FCC ID: XPF-REG02-UTT

Date of Issue :August 1, 2014

CH High

Agilent

R T

Mkr1 289.94 MHz
-44.48 dBm

Ref 30 dBm

Atten 40 dB

#Peak

Log

10

dB/

Offst

2.5

dB

DI

-10.0

dBm

LgAv

M1 S2

Start 30.00 MHz

Stop 1.000 00 GHz

#Res BW 100 kHz

#VBW 300 kHz

Sweep 92.83 ms (8192 pts)

Marker	Trace	Type	X Axis	Amplitude
1	(1)	Freq	289.94 MHz	-44.48 dBm

Agilent

R T

Mkr1 5.824 3 GHz
10.00 dBm

Ref 30 dBm

Atten 40 dB

#Peak

Log

10

dB/

Offst

2.5

dB

DI

-10.0

dBm

LgAv

M1 S2

Start 1.000 0 GHz

Stop 13.000 0 GHz

#Res BW 100 kHz

#VBW 300 kHz

Sweep 1.147 s (8192 pts)

Marker	Trace	Type	X Axis	Amplitude
1	(1)	Freq	5.824 3 GHz	10.00 dBm



Compliance Certification Services Inc.

Report No: C140516R02-RPW

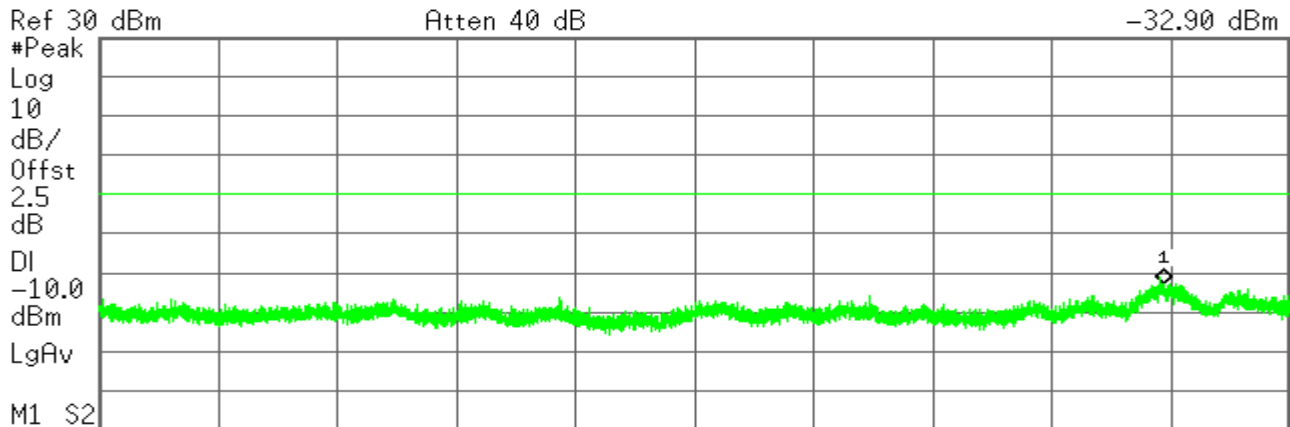
FCC ID: XPF-REG02-UTT

Date of Issue :August 1, 2014

Agilent

R T

Mkr1 24.627 2 GHz
-32.90 dBm

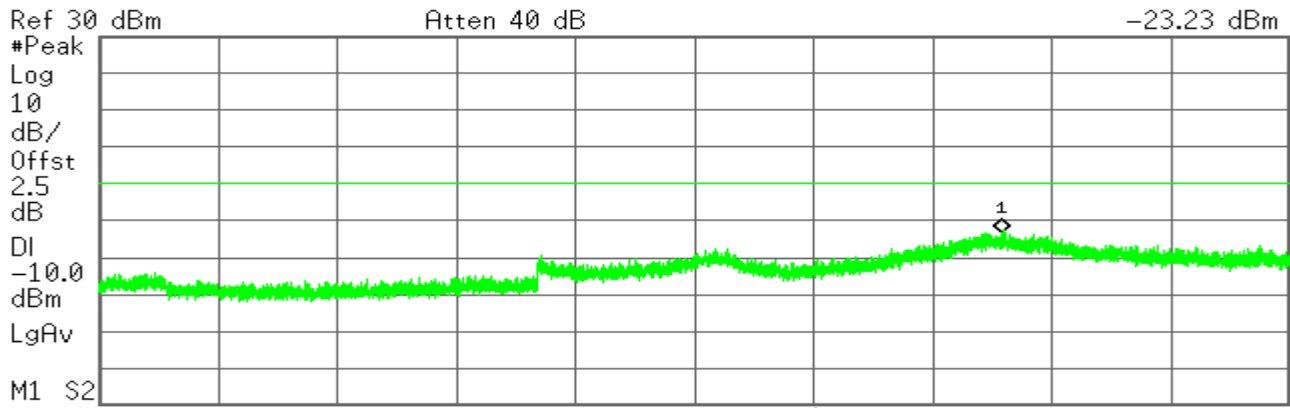


Marker	Trace	Type	X Axis	Amplitude
1	(1)	Freq	24.627 2 GHz	-32.90 dBm

Agilent

R T

Mkr1 36.620 9 GHz
-23.23 dBm



Marker	Trace	Type	X Axis	Amplitude
1	(1)	Freq	36.620 9 GHz	-23.23 dBm



IEEE 802.11an HT40 mode

CH Low

Agilent

R T

Mkr1 845.93 MHz
-42.96 dBm

Ref 30 dBm

Atten 40 dB

#Peak

Log

10

dB/

Offst

2.5

dB

DI

-12.7

dBm

LgAv

M1 S2

Start 30.00 MHz

Stop 1.000 00 GHz

#Res BW 100 kHz

#VBW 300 kHz

Sweep 92.83 ms (8192 pts)

Marker	Trace	Type	X Axis	Amplitude
1	(1)	Freq	845.93 MHz	-42.96 dBm

Agilent

R T

Mkr1 5.768 6 GHz
7.33 dBm

Ref 30 dBm

Atten 40 dB

#Peak

Log

10

dB/

Offst

2.5

dB

DI

-12.7

dBm

LgAv

M1 S2

Start 1.000 0 GHz

^ Stop 13.000 0 GHz

#Res BW 100 kHz

#VBW 300 kHz

Sweep 1.147 s (8192 pts)

Marker	Trace	Type	X Axis	Amplitude
1	(1)	Freq	5.768 6 GHz	7.33 dBm



Compliance Certification Services Inc.

Report No: C140516R02-RPW

FCC ID: XPF-REG02-UTT

Date of Issue :August 1, 2014

Agilent

R T

Mkr1 24.541 4 GHz
-32.81 dBm

Ref 30 dBm

Atten 40 dB

#Peak

Log

10

dB/

Offst

2.5

dB

DI

-12.7

dBm

LgAv

M1 S2

Start 13.000 0 GHz

^

Stop 26.000 0 GHz

#Res BW 100 kHz

#VBW 300 kHz

Sweep 1.243 s (8192 pts)

Marker

Trace

Type

X Axis

Amplitude

1

(1)

Freq

24.541 4 GHz

-32.81 dBm

Agilent

R T

Mkr1 36.595 3 GHz
-23.21 dBm

Ref 30 dBm

Atten 40 dB

#Peak

Log

10

dB/

Offst

2.5

dB

DI

-12.7

dBm

LgAv

M1 S2

Start 26.000 0 GHz

^ Stop 40.000 0 GHz

#Res BW 100 kHz

#VBW 300 kHz

Sweep 1.338 s (8192 pts)

Marker

Trace

Type

X Axis

Amplitude

1

(1)

Freq

36.595 3 GHz

-23.21 dBm

CH High



Compliance Certification Services Inc.

Report No: C140516R02-RPW

FCC ID: XPF-REG02-UTT

Date of Issue :August 1, 2014

Agilent

R T

Mkr1 823.55 MHz
-44.00 dBm

Ref 30 dBm

Atten 40 dB

#Peak

Log

10

dB/

Offst

2.5

dB

DI

-13.0

dBm

LgAv

M1 S2

Center 515.00 MHz

Span 970 MHz

#Res BW 100 kHz

#VBW 300 kHz

Sweep 92.83 ms (8192 pts)

Marker

Trace

Type

X Axis

Amplitude

1

(1)

Freq

823.55 MHz

-44.00 dBm

Agilent

R T

Mkr1 5.803 8 GHz
7.04 dBm

Ref 30 dBm

Atten 40 dB

#Peak

Log

10

dB/

Offst

2.5

dB

DI

-13.0

dBm

LgAv

M1 S2

Start 1.00 GHz

Stop 13.00 GHz

#Res BW 100 kHz

#VBW 300 kHz

Sweep 1.147 s (8192 pts)

Marker

Trace

Type

X Axis

Amplitude

1

(1)

Freq

5.803 8 GHz

7.04 dBm

2

(1)

Freq

6.977 3 GHz

-39.09 dBm



Compliance Certification Services Inc.

Report No: C140516R02-RPW

FCC ID: XPF-REG02-UTT

Date of Issue :August 1, 2014

Agilent

R T

Mkr1 24.630 3 GHz
-30.39 dBm

Ref 30 dBm

Atten 40 dB

#Peak

Log

10

dB/

Offst

2.5

dB

DI

-13.0

dBm

LgAv

M1 S2

Start 13.000 0 GHz

Stop 26.000 0 GHz

#Res BW 100 kHz

#VBW 300 kHz

Sweep 1.243 s (8192 pts)

Marker
1

Trace
(1)

Type
Freq

X Axis
24.630 3 GHz

Amplitude
-30.39 dBm

Agilent

R T

Mkr1 36.403 9 GHz
-23.71 dBm

Ref 30 dBm

Atten 40 dB

#Peak

Log

10

dB/

Offst

2.5

dB

DI

-13.0

dBm

LgAv

M1 S2

Start 26.000 0 GHz

Stop 40.000 0 GHz

#Res BW 100 kHz

#VBW 300 kHz

Sweep 1.338 s (8192 pts)

Marker
1

Trace
(1)

Type
Freq

X Axis
36.403 9 GHz

Amplitude
-23.71 dBm



4.5.RADIATED EMISSIONS

LIMIT

Radiated emissions from 9 kHz to 25 GHz were measured according to the methods defines in ANSI C63.4-2009. The EUT was placed, 0.8 meter above the ground plane, as shown in section 5.6.3. The interface cables and equipment positions were varied within limits of reasonable applications to determine the positions producing maximum radiated emissions

1. According to §15.209(a), except as provided elsewhere in this Subpart, the emissions from an intentional radiator shall not exceed the field strength levels specified in the following table:

FREQUENCIES(MHz)	FIELD STRENGTH (microvolts/meter)	MEASUREMENT DISTANCE(meters)
0.009~0.490	2400/F(kHz)	300
0.490~1.705	24000/F(kHz)	30
1.705~30.0	30	30
30~88	100	3
88~216	150	3
216~960	200	3
Above 960	500	3

Remark: Except as provided in paragraph (g), fundamental emissions from intentional radiators operating under this Section shall not be located in the frequency bands 54-72 MHz, 76-88 MHz, 174-216 MHz or 470-806 MHz. However, operation within these frequency bands is permitted under other sections of this Part, e.g., Sections 15.231 and 15.241.

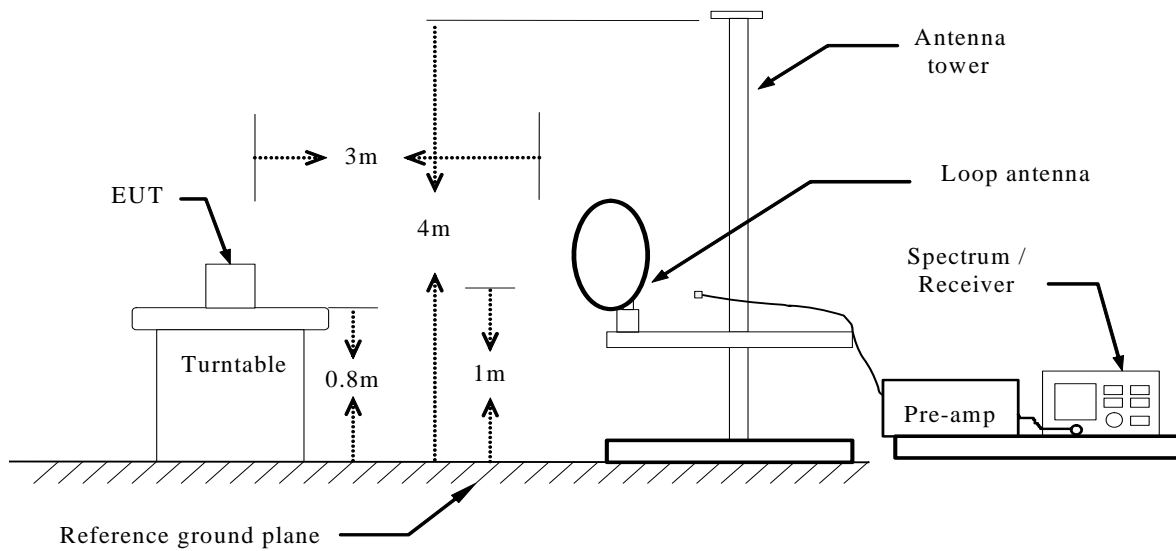
2.In the emission table above, the tighter limit applies at the band edges.

Frequency (MHz)	Field Strength (μ V/m at 3-meter)	Field Strength (dB μ V/m at 3-meter)
30-88	100	40
88-216	150	43.5
216-960	200	46
Above 960	500	54

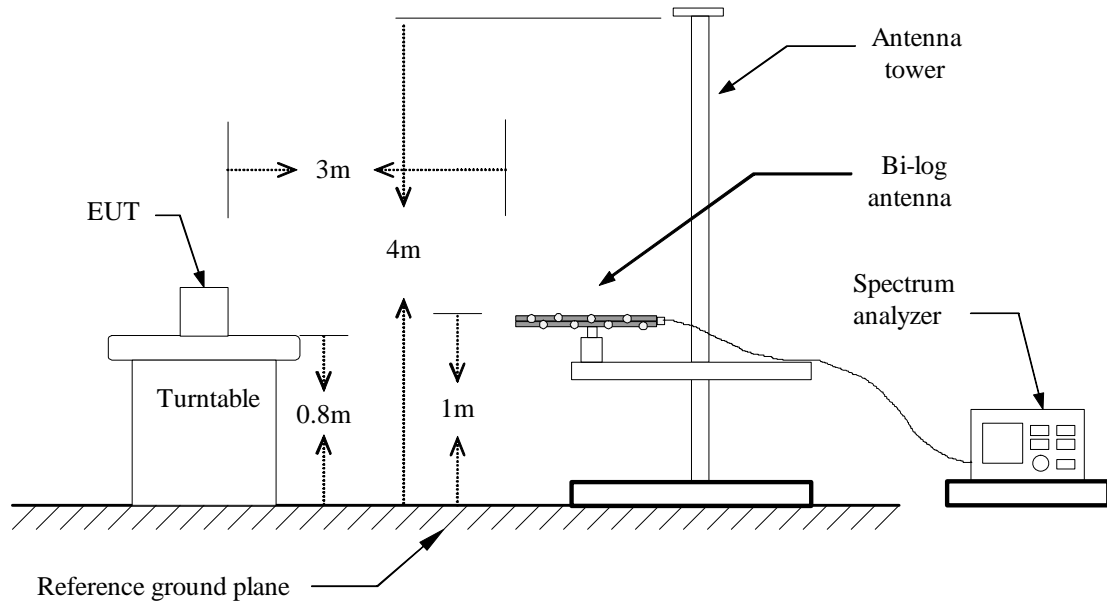
Test Configuration



Below 30MHz

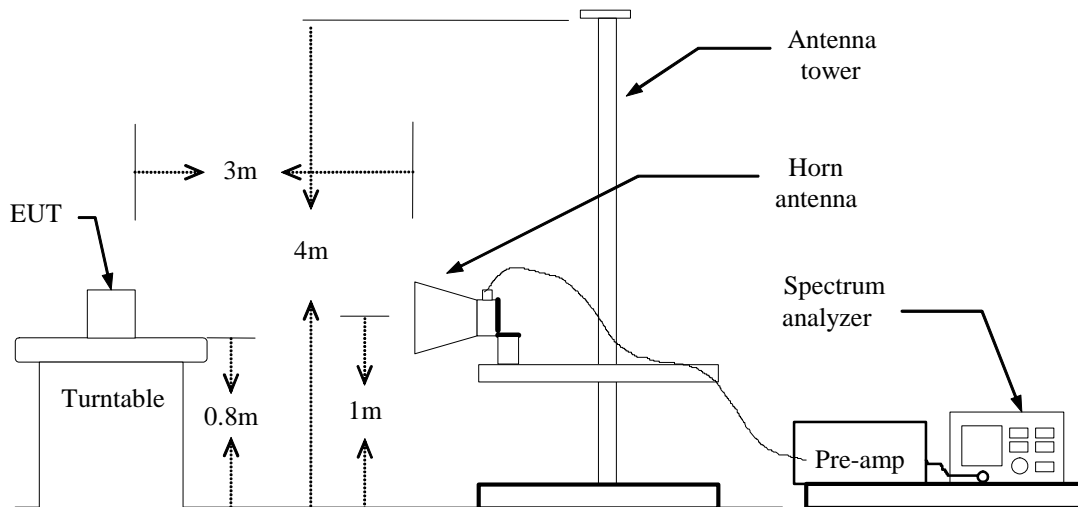


Below 1 GHz





Above 1 GHz



TEST PROCEDURE

1. The EUT is placed on a turntable, which is 0.8m above ground plane.
2. The turntable shall be rotated for 360 degrees to determine the position of maximum emission level.
3. EUT is set 3m away from the receiving antenna, which is varied from 1m to 4m to find out the highest emissions.
4. Maximum procedure was performed on the six highest emissions to ensure EUT compliance.
5. And also, each emission was to be maximized by changing the polarization of receiving antenna both horizontal and vertical.
6. Set the spectrum analyzer in the following setting as:

Below 1GHz:

RBW=100kHz / VBW=300kHz / Sweep=AUTO

Above 1GHz:

(a) PEAK: RBW=VBW=1MHz / Sweep=AUTO

(b) AVERAGE: RBW=1MHz / VBW=10Hz / Sweep=AUTO

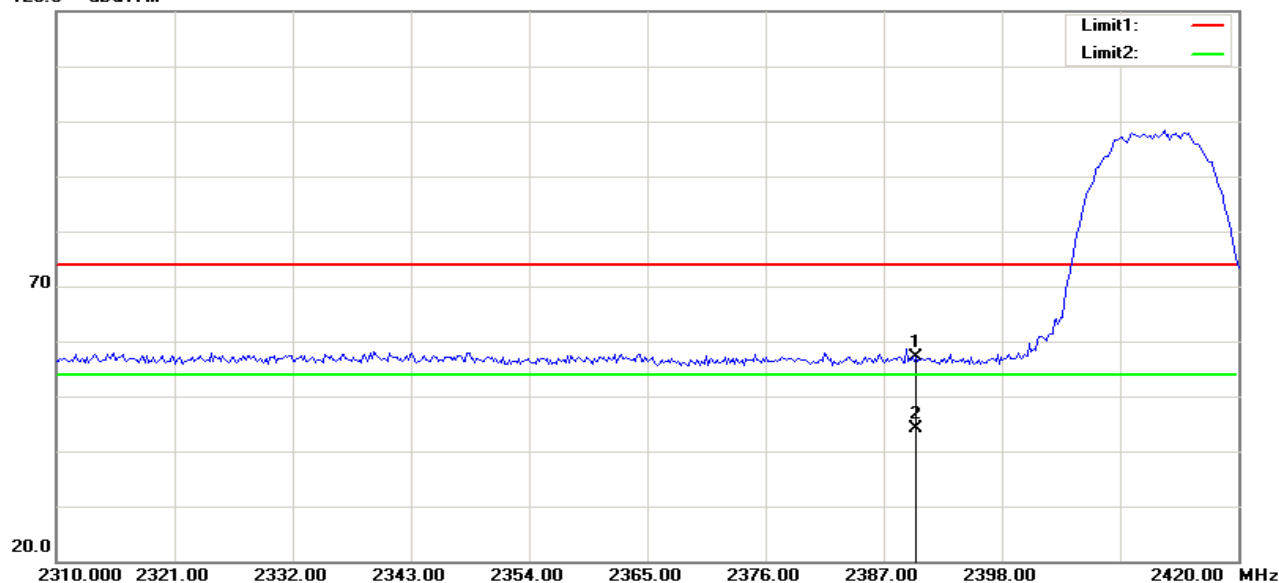
7. Repeat above procedures until the measurements for all frequencies are complete.

TEST RESULTS



RESTRICTED BANDEDGE (b Mode, Low Channel, Horizontal)

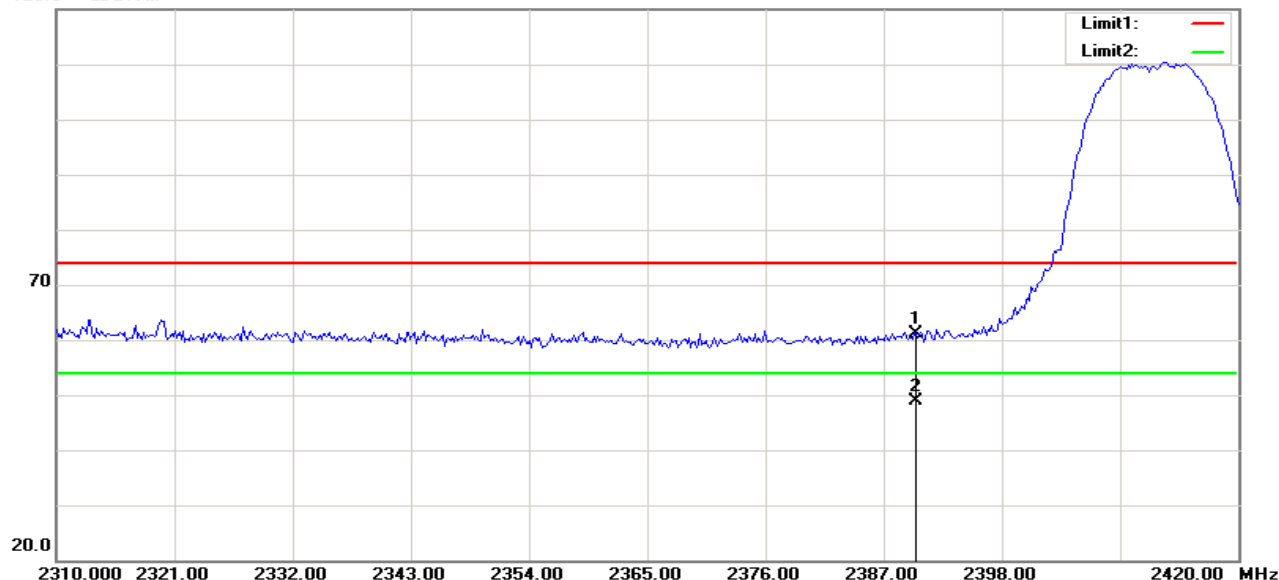
120.0 dBuV/m



No.	Frequency (MHz)	Reading (dBuV)	Correct Factor(dB/m)	Result (dBuV/m)	Limit (dBuV/m)	Margin (dB)	Height (cm)	Degree (deg.)	Remark
1	2390.000	65.48	-8.45	57.03	74.00	-16.97	200	17	peak
2	2390.000	52.60	-8.45	44.15	54.00	-9.85	200	10	AVG

RESTRICTED BANDEDGE (b Mode, Low Channel, Vertical)

120.0 dBuV/m



No.	Frequency (MHz)	Reading (dBuV)	Correct Factor(dB/m)	Result (dBuV/m)	Limit (dBuV/m)	Margin (dB)	Height (cm)	Degree (deg.)	Remark
1	2390.000	69.52	-8.45	61.07	74.00	-12.93	100	225	peak
2	2390.000	57.40	-8.45	48.95	54.00	-5.05	100	262	AVG

RESTRICTED BANDEDGE (b Mode, High Channel, Horizontal)

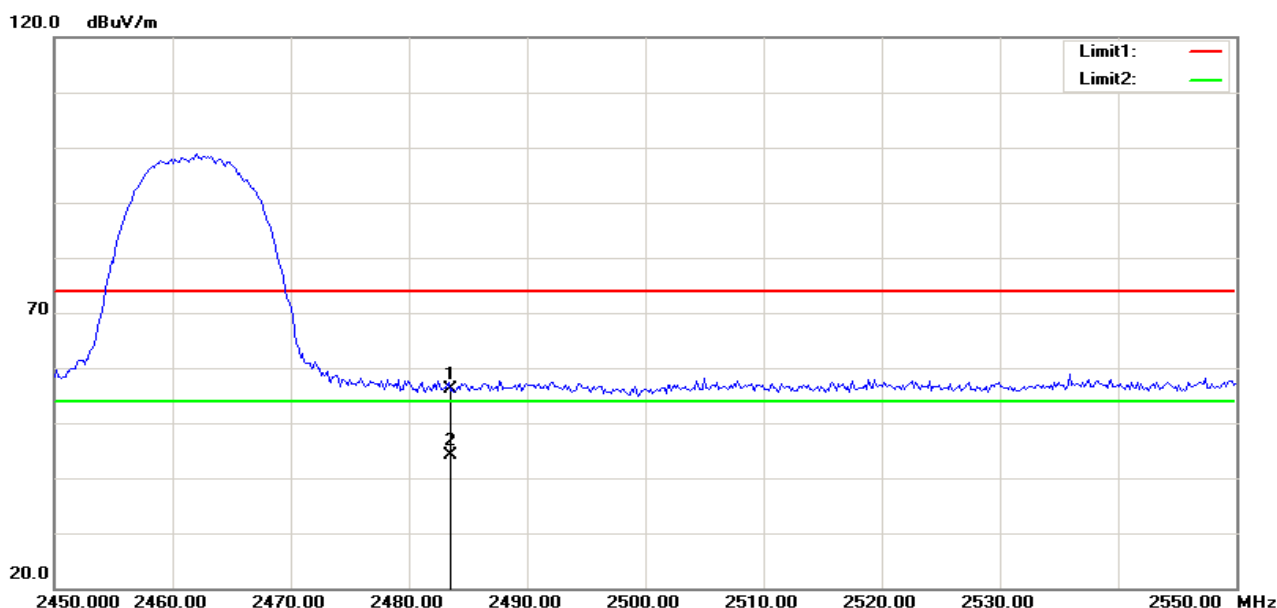


Compliance Certification Services Inc.

Report No: C140516R02-RPW

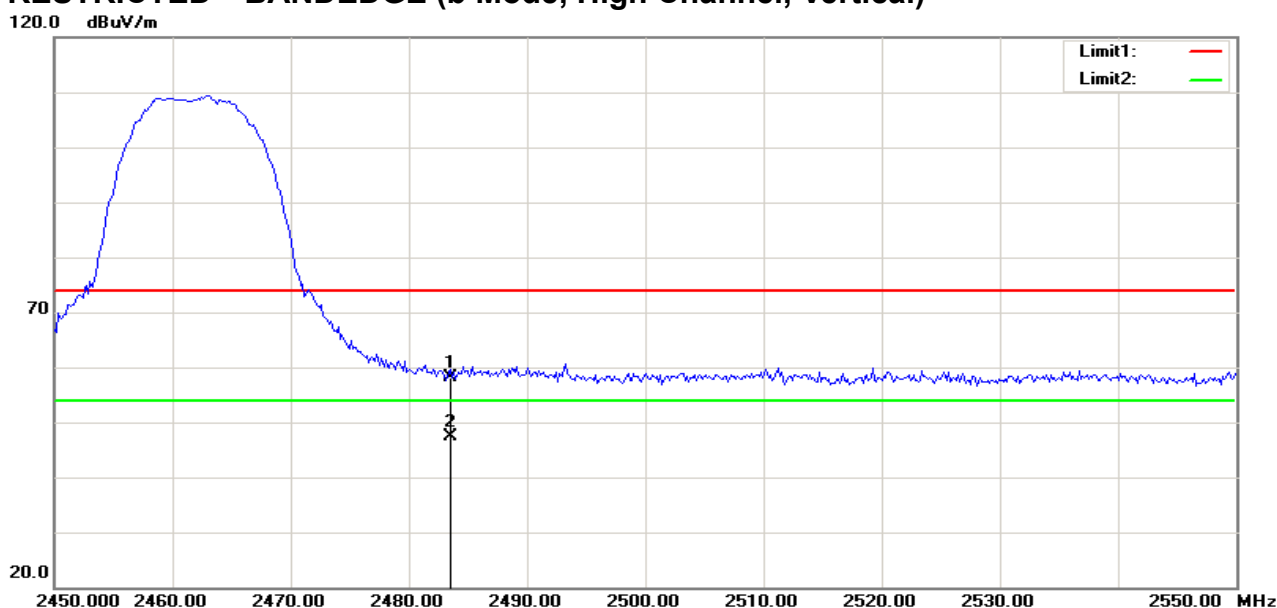
FCC ID: XPF-REG02-UTT

Date of Issue :August 1, 2014



No.	Frequency (MHz)	Reading (dBuV)	Correct Factor(dB/m)	Result (dBuV/m)	Limit (dBuV/m)	Margin (dB)	Height (cm)	Degree (deg.)	Remark
1	2483.500	64.19	-8.09	56.10	74.00	-17.90	100	263	peak
2	2483.500	52.23	-8.09	44.14	54.00	-9.86	100	360	AVG

RESTRICTED BANDEDGE (b Mode, High Channel, Vertical)



No.	Frequency (MHz)	Reading (dBuV)	Correct Factor(dB/m)	Result (dBuV/m)	Limit (dBuV/m)	Margin (dB)	Height (cm)	Degree (deg.)	Remark
1	2483.500	66.16	-8.09	58.07	74.00	-15.93	101	257	peak
2	2483.500	55.44	-8.09	47.35	54.00	-6.65	101	256	AVG

RESTRICTED BANDEDGE (g Mode, Low Channel, Horizontal)

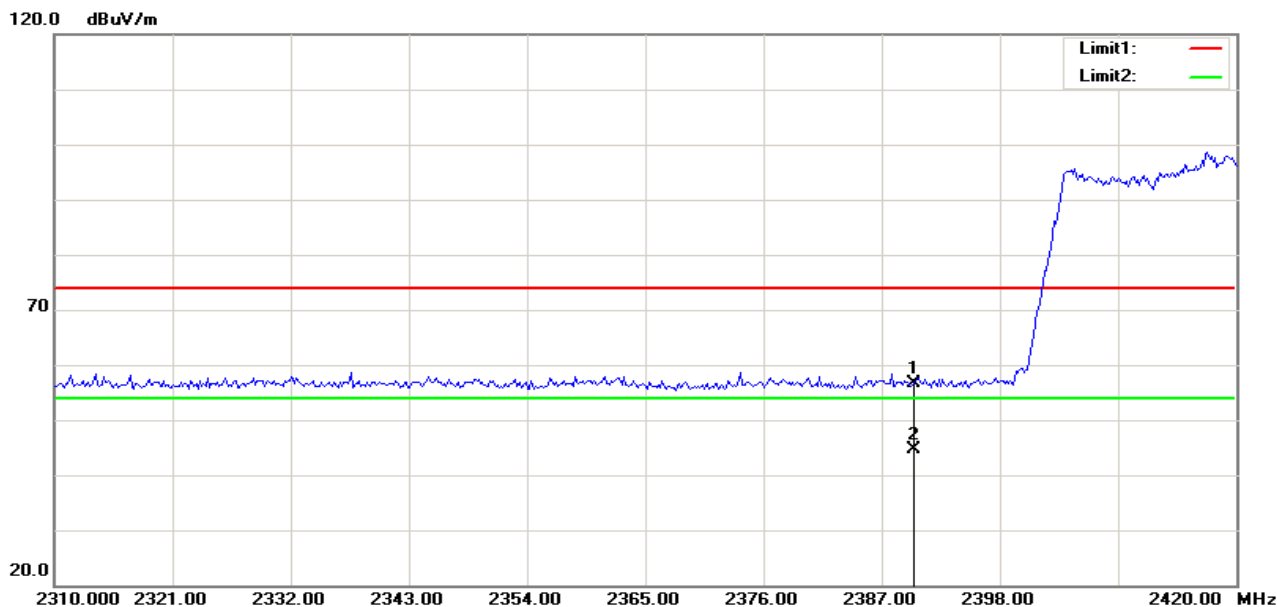


Compliance Certification Services Inc.

Report No: C140516R02-RPW

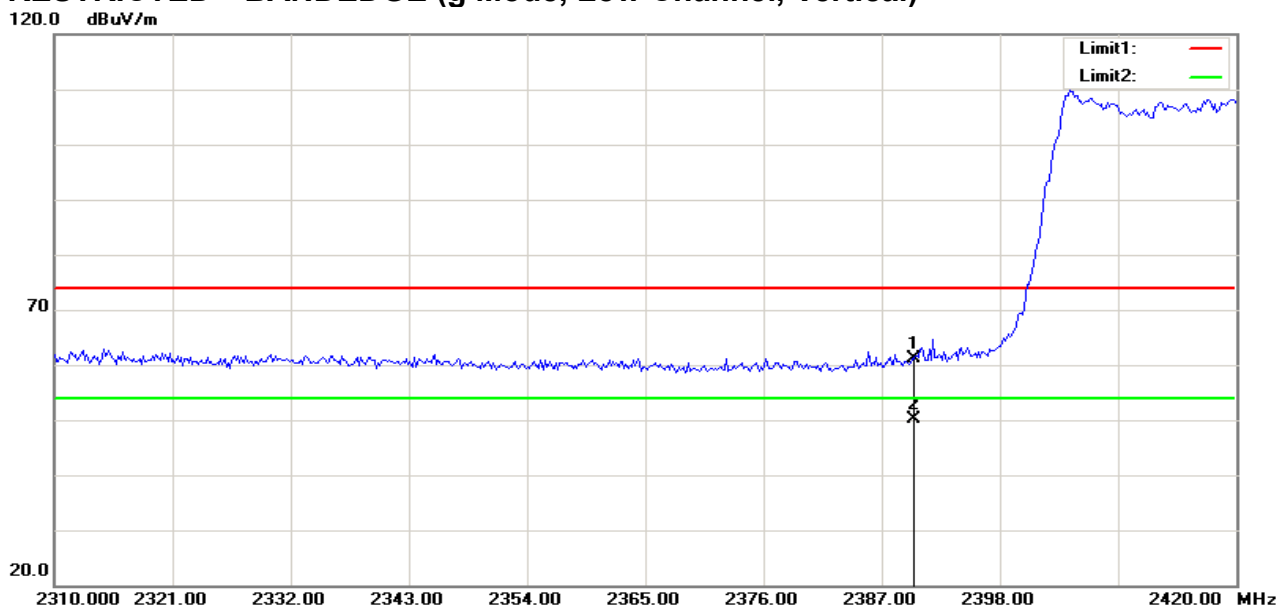
FCC ID: XPF-REG02-UTT

Date of Issue :August 1, 2014



No.	Frequency (MHz)	Reading (dBuV)	Correct Factor(dB/m)	Result (dBuV/m)	Limit (dBuV/m)	Margin (dB)	Height (cm)	Degree (deg.)	Remark
1	2390.000	65.02	-8.45	56.57	74.00	-17.43	100	12	peak
2	2390.000	53.03	-8.45	44.58	54.00	-9.42	100	15	AVG

RESTRICTED BANDEDGE (g Mode, Low Channel, Vertical)



No.	Frequency (MHz)	Reading (dBuV)	Correct Factor(dB/m)	Result (dBuV/m)	Limit (dBuV/m)	Margin (dB)	Height (cm)	Degree (deg.)	Remark
1	2390.000	69.53	-8.45	61.08	74.00	-12.92	100	163	peak
2	2390.000	58.57	-8.45	50.12	54.00	-3.88	100	107	AVG

RESTRICTED BANDEDGE (g Mode, High Channel, Horizontal)

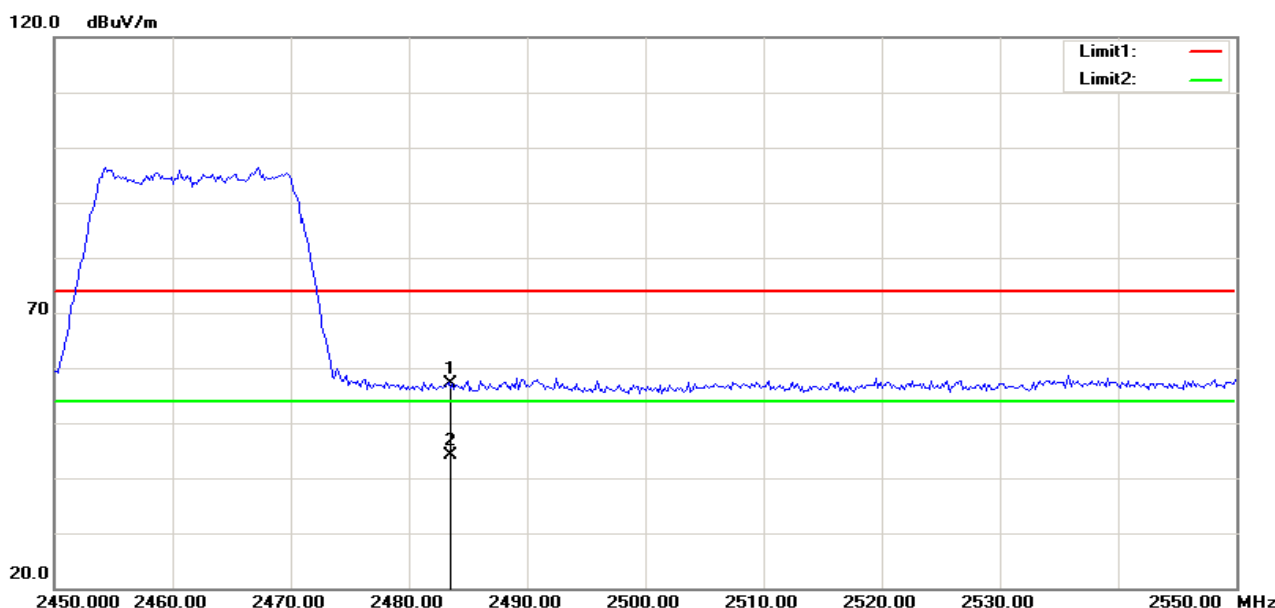


Compliance Certification Services Inc.

Report No: C140516R02-RPW

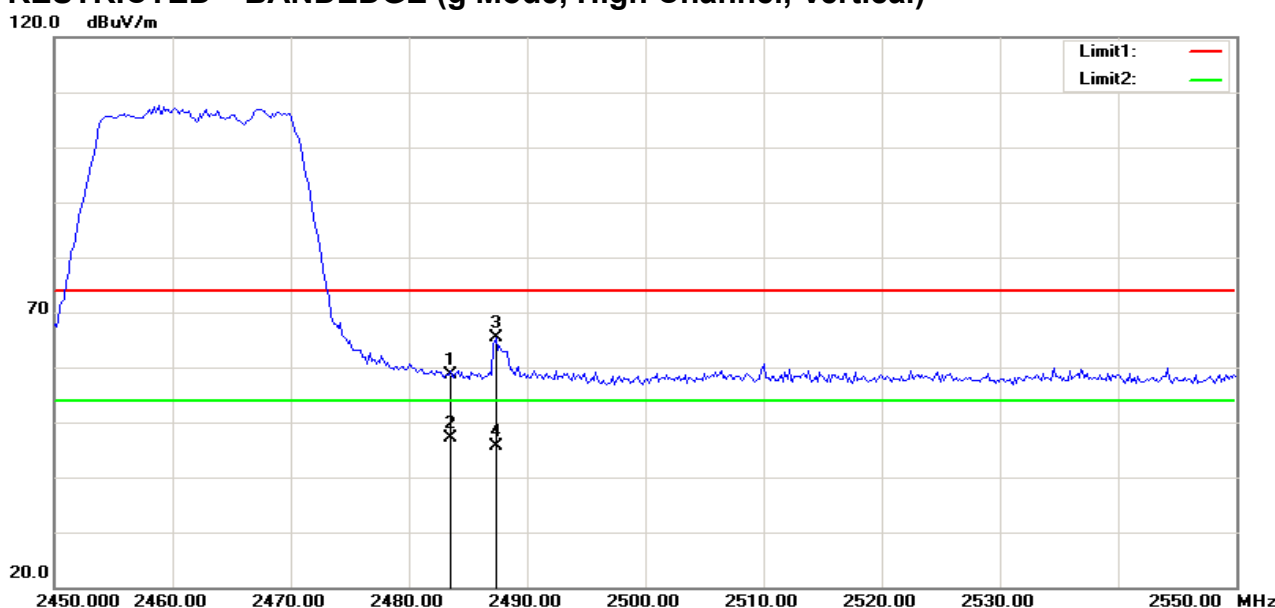
FCC ID: XPF-REG02-UTT

Date of Issue :August 1, 2014



No.	Frequency (MHz)	Reading (dBuV)	Correct Factor(dB/m)	Result (dBuV/m)	Limit (dBuV/m)	Margin (dB)	Height (cm)	Degree (deg.)	Remark
1	2483.500	65.12	-8.09	57.03	74.00	-16.97	100	360	peak
2	2483.500	52.33	-8.09	44.24	54.00	-9.76	100	360	AVG

RESTRICTED BANDEDGE (g Mode, High Channel, Vertical)

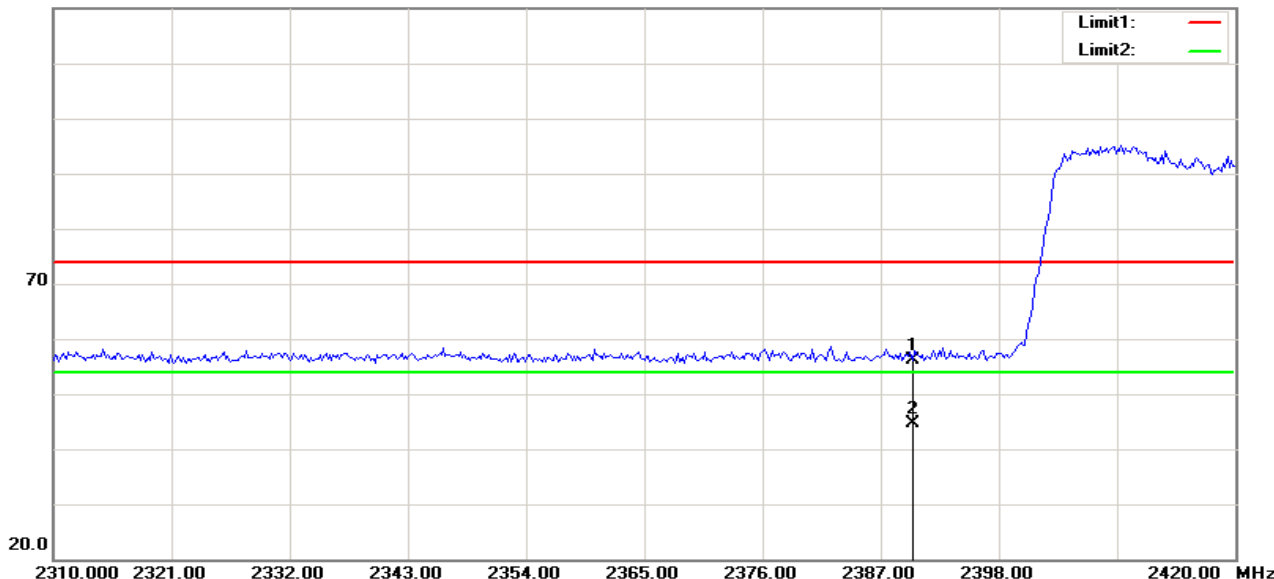


No.	Frequency (MHz)	Reading (dBuV)	Correct Factor(dB/m)	Result (dBuV/m)	Limit (dBuV/m)	Margin (dB)	Height (cm)	Degree (deg.)	Remark
1	2483.500	66.74	-8.09	58.65	74.00	-15.35	100	130	peak
2	2483.500	55.11	-8.09	47.02	54.00	-6.98	100	121	AVG
3	2487.340	73.39	-8.07	65.32	74.00	-8.68	100	80	peak
4	2487.340	53.67	-8.07	45.60	54.00	-8.40	100	79	AVG



RESTRICTED BANDEDGE (n Standard-20 MHz Channel mode, Low Channel, Horizontal)

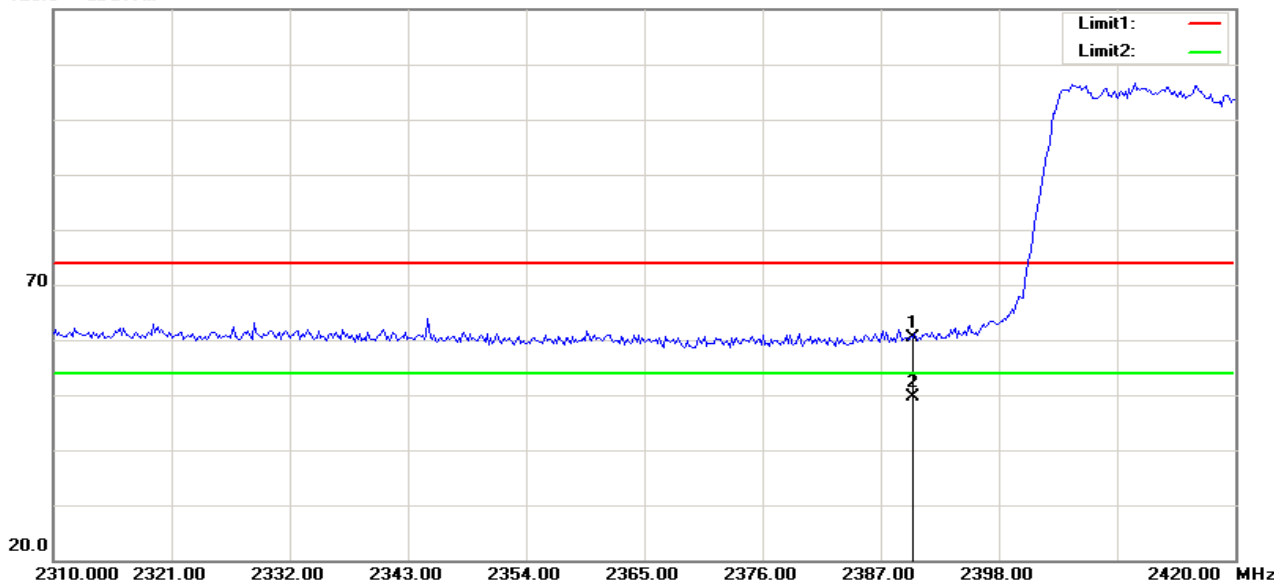
120.0 dBuV/m



No.	Frequency (MHz)	Reading (dBuV)	Correct Factor(dB/m)	Result (dBuV/m)	Limit (dBuV/m)	Margin (dB)	Height (cm)	Degree (deg.)	Remark
1	2390.000	64.60	-8.45	56.15	74.00	-17.85	100	360	peak
2	2390.000	53.09	-8.45	44.64	54.00	-9.36	100	22	AVG

RESTRICTED BANDEDGE (n Standard-20 MHz Channel mode, Low Channel, Vertical)

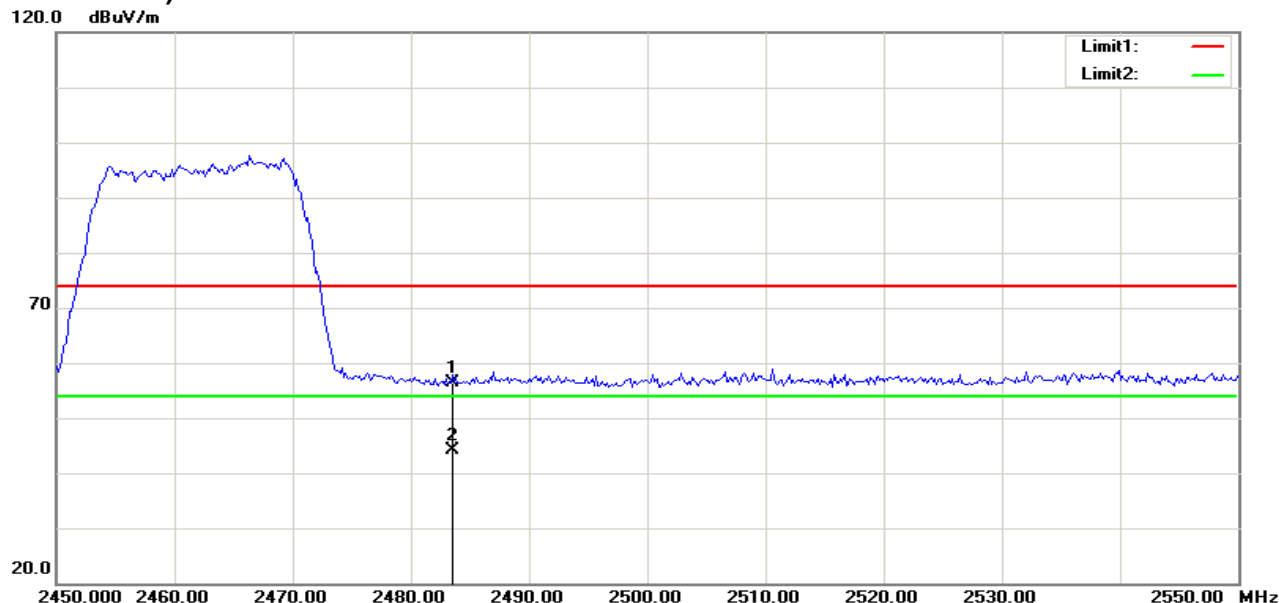
120.0 dBuV/m



No.	Frequency (MHz)	Reading (dBuV)	Correct Factor(dB/m)	Result (dBuV/m)	Limit (dBuV/m)	Margin (dB)	Height (cm)	Degree (deg.)	Remark
1	2390.000	68.92	-8.45	60.47	74.00	-13.53	100	56	peak
2	2390.000	58.14	-8.45	49.69	54.00	-4.31	100	56	AVG

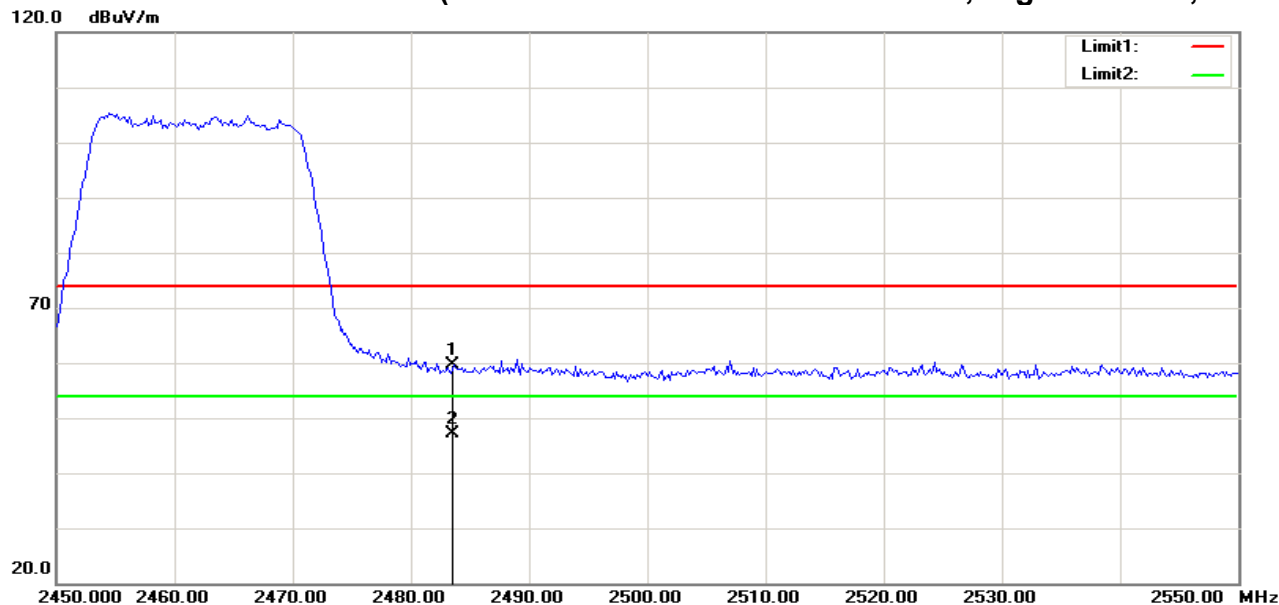


RESTRICTED BANDEDGE (n Standard-20 MHz Channel mode, High Channel, Horizontal)



No.	Frequency (MHz)	Reading (dBuV)	Correct Factor(dB/m)	Result (dBuV/m)	Limit (dBuV/m)	Margin (dB)	Height (cm)	Degree (deg.)	Remark
1	2483.500	64.56	-8.09	56.47	74.00	-17.53	100	255	peak
2	2483.500	52.13	-8.09	44.04	54.00	-9.96	100	361	AVG

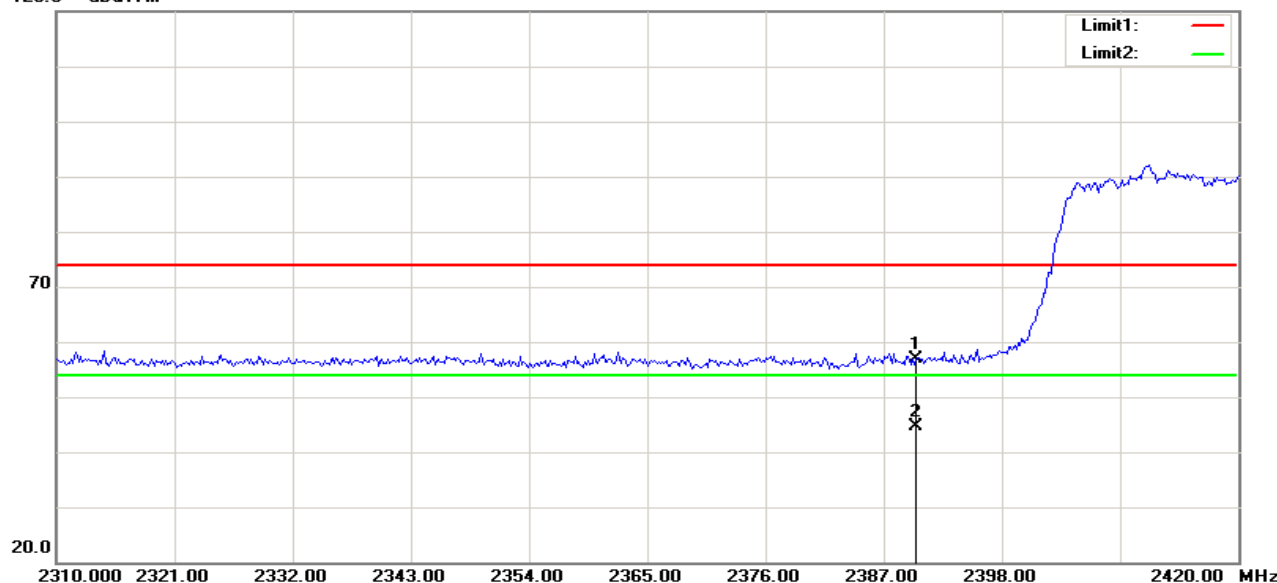
RESTRICTED BANDEDGE (n Standard-20 MHz Channel mode, High Channel, Vertical)



No.	Frequency (MHz)	Reading (dBuV)	Correct Factor(dB/m)	Result (dBuV/m)	Limit (dBuV/m)	Margin (dB)	Height (cm)	Degree (deg.)	Remark
1	2483.500	67.75	-8.09	59.66	74.00	-14.34	100	255	peak
2	2483.500	55.13	-8.09	47.04	54.00	-6.96	100	342	AVG

**RESTRICTED BANDEDGE (n Wide -40 MHz Channel mode, Low Channel, Horizontal)**

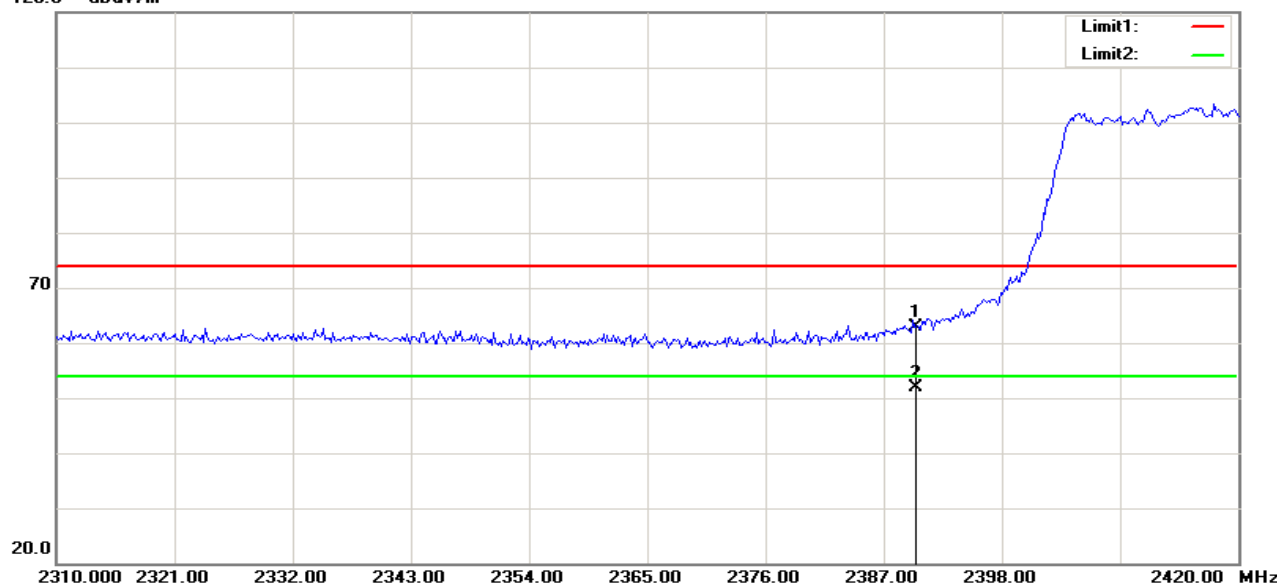
120.0 dBuV/m



No.	Frequency (MHz)	Reading (dBuV)	Correct Factor(dB/m)	Result (dBuV/m)	Limit (dBuV/m)	Margin (dB)	Height (cm)	Degree (deg.)	Remark
1	2390.000	65.27	-8.45	56.82	74.00	-17.18	100	64	peak
2	2390.000	53.08	-8.45	44.63	54.00	-9.37	100	63	AVG

RESTRICTED BANDEDGE (n Wide -40 MHz Channel mode, Low Channel, Vertical)

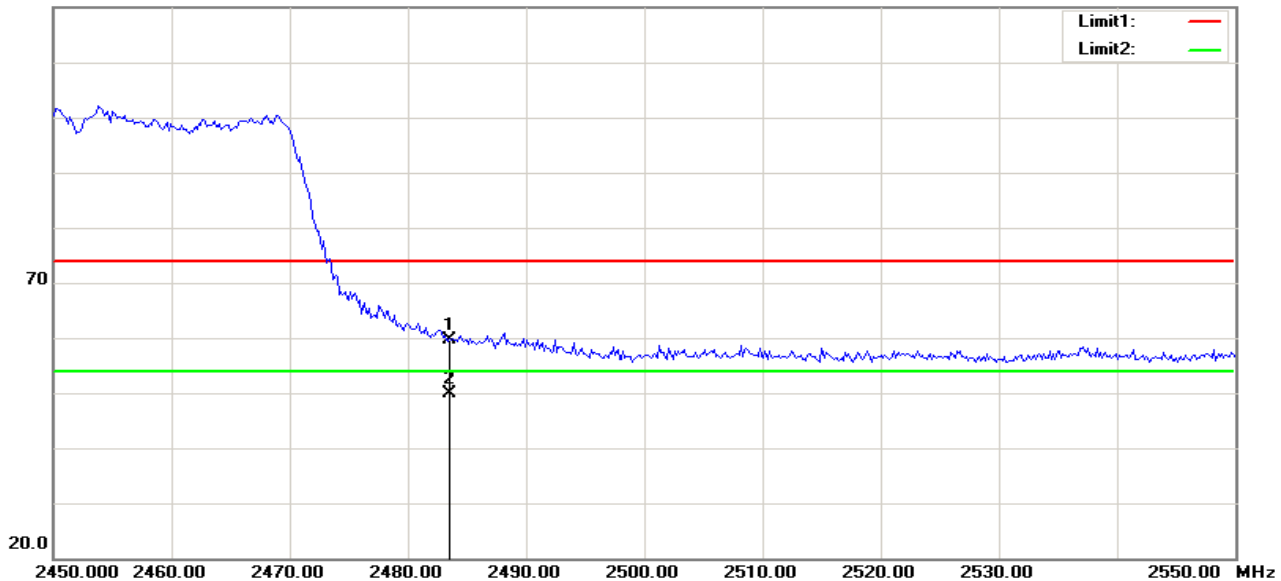
120.0 dBuV/m



No.	Frequency (MHz)	Reading (dBuV)	Correct Factor(dB/m)	Result (dBuV/m)	Limit (dBuV/m)	Margin (dB)	Height (cm)	Degree (deg.)	Remark
1	2390.000	71.32	-8.45	62.87	74.00	-11.13	100	167	peak
2	2390.000	60.43	-8.45	51.98	54.00	-2.02	100	166	AVG

**RESTRICTED BANDEDGE (n Wide -40 MHz Channel mode, High Channel, Horizontal)**

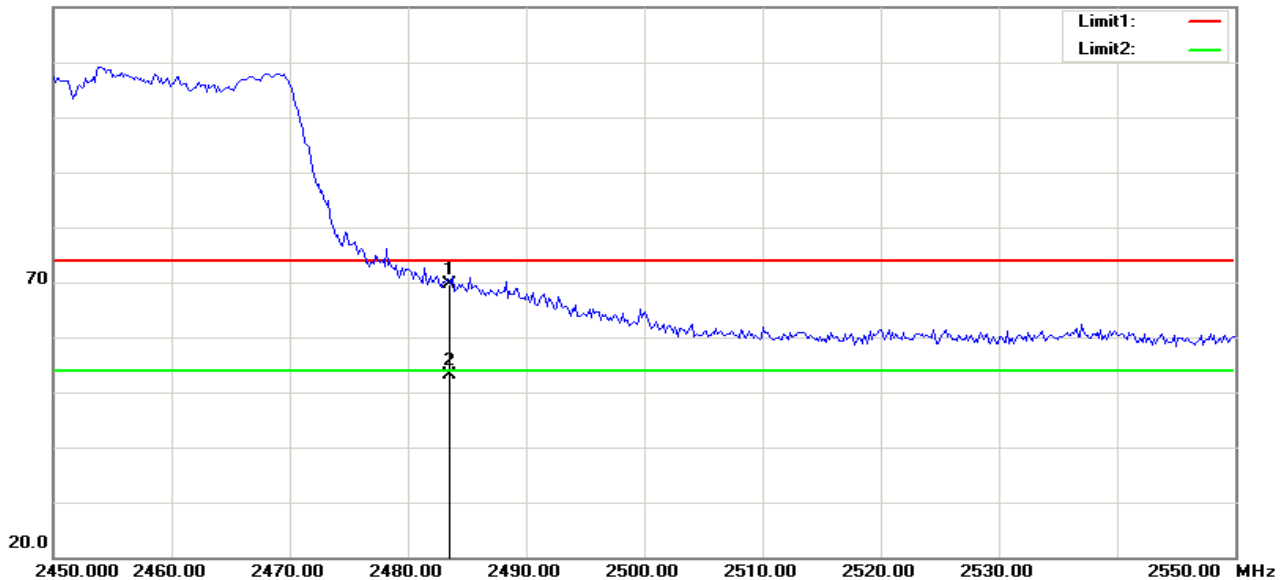
120.0 dBuV/m



No.	Frequency (MHz)	Reading (dBuV)	Correct Factor(dB/m)	Result (dBuV/m)	Limit (dBuV/m)	Margin (dB)	Height (cm)	Degree (deg.)	Remark
1	2483.500	67.83	-8.09	59.74	74.00	-14.26	100	211	peak
2	2483.500	57.89	-8.09	49.80	54.00	-4.20	100	360	AVG

RESTRICTED BANDEDGE (n Wide -40 MHz Channel mode, High Channel, Vertical)

120.0 dBuV/m



No.	Frequency (MHz)	Reading (dBuV)	Correct Factor(dB/m)	Result (dBuV/m)	Limit (dBuV/m)	Margin (dB)	Height (cm)	Degree (deg.)	Remark
1	2483.500	77.65	-8.09	69.56	74.00	-4.44	100	133	peak
2	2483.500	61.14	-8.09	53.05	54.00	-0.95	100	18	AVG



Below 1GHz

Operation Mode: Normal Link

Test Date: 2014-7-12

Temperature: 24°C

Tested by: James.Yan

Humidity: 48% RH

Polarity: Ver. / Hor.

Frequency (MHz)	Ant. Pol. (H/V)	Reading (dBuV)	Correction Factor (dB/m)	Result (dBuV/m)	Limit (dBuV/m)	Margin (dB)	Remark
53.3173	V	25.79	8.34	34.13	40.00	-5.87	Peak
396.8590	V	19.60	18.02	37.62	46.00	-8.38	Peak
533.6538	V	18.83	20.31	39.14	46.00	-6.86	Peak
794.8077	V	19.57	23.36	42.93	46.00	-3.07	Peak
836.7788	V	19.09	23.20	42.29	46.00	-3.71	Peak
906.7308	V	18.42	24.34	42.76	46.00	-3.24	Peak
31.5545	H	18.29	15.30	33.59	40.00	-6.41	Peak
193.2212	H	22.63	12.71	35.34	43.50	-8.16	Peak
542.9808	H	18.43	20.51	38.94	46.00	-7.06	Peak
715.5288	H	19.08	22.17	41.25	46.00	-4.75	Peak
768.3814	H	19.43	22.88	42.31	46.00	-3.69	Peak
928.4936	H	19.55	24.64	44.19	46.00	-1.81	Peak

Remark:

1. Measuring frequencies from 30 MHz to the 1GHz (No emission found between lowest internal used/generated frequency to 30 MH).
2. Radiated emissions measured in frequency range from 30 MHz to 1000MHz were made with an instrument using peak/quasi-peak detector mode.
3. Measurements above show only up to 6 maximum emissions noted, or would be lesser, with "N/A" remark, if no specific emissions from the EUT are recorded (ie: margin>20dB from the applicable limit) and considered that's already beyond the background noise floor.
4. $\text{Margin (dB)} = \text{Result (dBuV/m)} - \text{Limit (dBuV/m)}$.



Compliance Certification Services Inc.

Report No: C140516R02-RPW

FCC ID: XPF-REG02-UTT

Date of Issue :August 1, 2014

Above 1 GHz

Operation Mode: TX / IEEE 802.11b / CH Low

Test Date: 2014-7-12

Temperature: 24°C

Tested by: James.Yan

Humidity: 48 % RH

Polarity: Ver. / Hor.

Horizontal

No.	Frequency (MHz)	Reading (dBuV)	Correct Factor(dB/m)	Result (dBuV/m)	Limit (dBuV/m)	Margin (dB)	Height (cm)	Degree (deg.)	Remark
1	4814.103	47.45	-1.24	46.21	74.00	-27.79	100	200	peak
2	7538.462	43.86	5.02	48.88	74.00	-25.12	100	130	peak
N/A									

Vertical

No.	Frequency (MHz)	Reading (dBuV)	Correct Factor(dB/m)	Result (dBuV/m)	Limit (dBuV/m)	Margin (dB)	Height (cm)	Degree (deg.)	Remark
1	4823.879	47.81	-1.25	46.56	54.00	-7.44	102	200	AVG
2	7238.782	47.22	4.23	51.45	74.00	-22.55	100	51	peak
N/A									

Operation Mode: TX / IEEE 802.11b / CH Mid

Test Date: 2014-7-12

Temperature: 24°C

Tested by: James.Yan

Humidity: 48 % RH

Polarity: Ver. / Hor.

Horizontal

No.	Frequency (MHz)	Reading (dBuV)	Correct Factor(dB/m)	Result (dBuV/m)	Limit (dBuV/m)	Margin (dB)	Height (cm)	Degree (deg.)	Remark
1	4868.590	46.82	-1.28	45.54	74.00	-28.46	100	360	peak
2	7511.218	44.35	4.80	49.15	74.00	-24.85	100	360	peak
N/A									

Vertical

No.	Frequency (MHz)	Reading (dBuV)	Correct Factor(dB/m)	Result (dBuV/m)	Limit (dBuV/m)	Margin (dB)	Height (cm)	Degree (deg.)	Remark
1	4876.042	54.25	-1.29	52.96	54.00	-1.04	100	290	AVG
2	7316.186	47.48	4.08	51.56	54.00	-2.44	100	330	AVG
3	9756.250	41.85	6.44	48.29	54.00	-5.71	100	305	AVG
N/A									



Compliance Certification Services Inc.

Report No: C140516R02-RPW

FCC ID: XPF-REG02-UTT

Date of Issue :August 1, 2014

Operation Mode: TX / IEEE 802.11b / CH High

Test Date: 2014-7-12

Temperature: 24°C

Tested by: James.Yan

Humidity: 48 % RH

Polarity: Ver. / Hor.

Horizontal

No.	Frequency (MHz)	Reading (dBuV)	Correct Factor(dB/m)	Result (dBuV/m)	Limit (dBuV/m)	Margin (dB)	Height (cm)	Degree (deg.)	Remark
1	4921.827	51.62	-1.32	50.30	54.00	-3.70	97	42	AVG
2	7381.218	47.87	3.96	51.83	54.00	-2.17	102	83	AVG
N/A									

Vertical

No.	Frequency (MHz)	Reading (dBuV)	Correct Factor(dB/m)	Result (dBuV/m)	Limit (dBuV/m)	Margin (dB)	Height (cm)	Degree (deg.)	Remark
1	4921.859	52.54	-1.32	51.22	54.00	-2.78	100	166	AVG
2	7382.756	46.88	3.95	50.83	54.00	-3.17	100	318	AVG
3	9847.997	43.65	6.47	50.12	54.00	-3.88	100	343	AVG
N/A									

Operation Mode: TX / IEEE 802.11g / CH Low

Test Date: 2014-7-12

Temperature: 24°C

Tested by: James.Yan

Humidity: 48 % RH

Polarity: Ver. / Hor.

Horizontal

No.	Frequency (MHz)	Reading (dBuV)	Correct Factor(dB/m)	Result (dBuV/m)	Limit (dBuV/m)	Margin (dB)	Height (cm)	Degree (deg.)	Remark
1	4814.103	52.85	-1.24	51.61	74.00	-22.39	100	52	peak
2	7211.538	48.45	4.29	52.74	74.00	-21.26	100	322	peak
N/A									

Vertical

No.	Frequency (MHz)	Reading (dBuV)	Correct Factor(dB/m)	Result (dBuV/m)	Limit (dBuV/m)	Margin (dB)	Height (cm)	Degree (deg.)	Remark
1	4814.103	52.60	-1.24	51.36	54.00	-2.64	100	287	AVG
2	7211.538	46.52	4.29	50.81	54.00	-3.19	100	316	AVG
3	9636.218	46.26	7.04	53.30	74.00	-20.70	100	49	peak
N/A									



Compliance Certification Services Inc.

Report No: C140516R02-RPW

FCC ID: XPF-REG02-UTT

Date of Issue :August 1, 2014

Operation Mode: TX / IEEE 802.11g / CH Mid

Test Date: 2014-7-12

Temperature: 24°C

Tested by: James.Yan

Humidity: 48 % RH

Polarity: Ver. / Hor.

Horizontal

No.	Frequency (MHz)	Reading (dBuV)	Correct Factor(dB/m)	Result (dBuV/m)	Limit (dBuV/m)	Margin (dB)	Height (cm)	Degree (deg.)	Remark
1	4883.975	47.16	-1.29	45.87	54.00	-8.13	100	42	AVG
2	7324.680	37.15	4.07	41.22	54.00	-12.78	100	16	AVG
N/A									

Vertical

No.	Frequency (MHz)	Reading (dBuV)	Correct Factor(dB/m)	Result (dBuV/m)	Limit (dBuV/m)	Margin (dB)	Height (cm)	Degree (deg.)	Remark
1	4883.494	52.86	-1.29	51.57	54.00	-2.43	102	87	AVG
2	7323.077	37.85	4.07	41.92	54.00	-12.08	102	87	AVG
N/A									

Operation Mode: TX / IEEE 802.11g / CH High

Test Date: 2014-7-12

Temperature: 24°C

Tested by: James.Yan

Humidity: 48 % RH

Polarity: Ver. / Hor.

Horizontal

No.	Frequency (MHz)	Reading (dBuV)	Correct Factor(dB/m)	Result (dBuV/m)	Limit (dBuV/m)	Margin (dB)	Height (cm)	Degree (deg.)	Remark
1	4923.077	53.76	-1.32	52.44	74.00	-21.56	100	42	peak
2	7391.988	35.77	3.94	39.71	54.00	-14.29	97	19	AVG
N/A									

Vertical

No.	Frequency (MHz)	Reading (dBuV)	Correct Factor(dB/m)	Result (dBuV/m)	Limit (dBuV/m)	Margin (dB)	Height (cm)	Degree (deg.)	Remark
1	4923.622	48.35	-1.32	47.03	54.00	-6.97	100	165	AVG
2	7378.942	39.08	3.96	43.04	54.00	-10.96	100	69	AVG
N/A									



Compliance Certification Services Inc.

Report No: C140516R02-RPW

FCC ID: XPF-REG02-UTT

Date of Issue :August 1, 2014

Operation Mode: TX / IEEE 802.11n HT20 mode / CH Low

Test Date: 2014-7-12

Temperature: 24°C

Tested by: James.Yan

Humidity: 48 % RH

Polarity: Ver. / Hor.

Horizontal

No.	Frequency (MHz)	Reading (dBuV)	Correct Factor(dB/m)	Result (dBuV/m)	Limit (dBuV/m)	Margin (dB)	Height (cm)	Degree (deg.)	Remark
1	4814.103	51.14	-1.24	49.90	74.00	-24.10	100	69	peak
2	7211.538	46.60	4.29	50.89	74.00	-23.11	100	317	peak
N/A									

Vertical

No.	Frequency (MHz)	Reading (dBuV)	Correct Factor(dB/m)	Result (dBuV/m)	Limit (dBuV/m)	Margin (dB)	Height (cm)	Degree (deg.)	Remark
1	4814.103	49.77	-1.24	48.53	54.00	-5.47	100	18	AVG
2	7211.538	42.10	4.29	46.39	54.00	-7.61	100	49	AVG
N/A									

Operation Mode: TX / IEEE 802.11n HT20 mode / CH Mid

Test Date: 2014-7-12

Temperature: 24°C

Tested by: James.Yan

Humidity: 48 % RH

Polarity: Ver. / Hor.

Horizontal

No.	Frequency (MHz)	Reading (dBuV)	Correct Factor(dB/m)	Result (dBuV/m)	Limit (dBuV/m)	Margin (dB)	Height (cm)	Degree (deg.)	Remark
1	4868.590	53.91	-1.28	52.63	74.00	-21.37	100	42	peak
2	7320.513	39.11	4.07	43.18	54.00	-10.82	100	330	AVG
N/A									

Vertical

No.	Frequency (MHz)	Reading (dBuV)	Correct Factor(dB/m)	Result (dBuV/m)	Limit (dBuV/m)	Margin (dB)	Height (cm)	Degree (deg.)	Remark
1	4868.590	52.66	-1.28	51.38	54.00	-2.62	100	284	AVG
2	7320.513	47.98	4.07	52.05	54.00	-1.95	100	29	AVG
3	9772.436	42.28	6.36	48.64	54.00	-5.36	100	303	AVG
N/A									



Compliance Certification Services Inc.

Report No: C140516R02-RPW

FCC ID: XPF-REG02-UTT

Date of Issue :August 1, 2014

Operation Mode: TX / IEEE 802.11n HT20 mode / CH High **Test Date:** 2014-7-12**Temperature:** 24°C**Tested by:** James.Yan**Humidity:** 48 % RH**Polarity:** Ver. / Hor.

Horizontal

No.	Frequency (MHz)	Reading (dBuV)	Correct Factor(dB/m)	Result (dBuV/m)	Limit (dBuV/m)	Margin (dB)	Height (cm)	Degree (deg.)	Remark
1	4895.833	54.36	-1.30	53.06	74.00	-20.94	100	333	peak
2	7375.000	48.97	3.97	52.94	74.00	-21.06	100	89	peak
N/A									

Vertical

No.	Frequency (MHz)	Reading (dBuV)	Correct Factor(dB/m)	Result (dBuV/m)	Limit (dBuV/m)	Margin (dB)	Height (cm)	Degree (deg.)	Remark
1	4895.833	54.54	-1.30	53.24	54.00	-0.76	100	280	AVG
2	7375.000	48.19	3.97	52.16	54.00	-1.84	100	32	AVG
N/A									

Operation Mode: TX / IEEE 802.11n HT40 mode / CH Low **Test Date:** 2014-7-12**Temperature:** 24°C**Tested by:** James.Yan**Humidity:** 48 % RH**Polarity:** Ver. / Hor.

Horizontal

No.	Frequency (MHz)	Reading (dBuV)	Correct Factor(dB/m)	Result (dBuV/m)	Limit (dBuV/m)	Margin (dB)	Height (cm)	Degree (deg.)	Remark
1	4841.346	48.70	-1.26	47.44	74.00	-26.56	100	42	peak
2	6993.590	44.09	4.64	48.73	74.00	-25.27	100	14	peak
N/A									

Vertical

No.	Frequency (MHz)	Reading (dBuV)	Correct Factor(dB/m)	Result (dBuV/m)	Limit (dBuV/m)	Margin (dB)	Height (cm)	Degree (deg.)	Remark
1	4814.103	52.00	-1.24	50.76	54.00	-3.24	100	281	AVG
2	7238.782	47.97	4.23	52.20	74.00	-21.80	100	47	peak
N/A									



Compliance Certification Services Inc.

Report No: C140516R02-RPW

FCC ID: XPF-REG02-UTT

Date of Issue :August 1, 2014

Operation Mode: TX / IEEE 802.11n HT40 mode / CH Mid

Test Date: 2014-7-12

Temperature: 24°C

Tested by: James.Yan

Humidity: 48 % RH

Polarity: Ver. / Hor.

Horizontal

No.	Frequency (MHz)	Reading (dBuV)	Correct Factor(dB/m)	Result (dBuV/m)	Limit (dBuV/m)	Margin (dB)	Height (cm)	Degree (deg.)	Remark
1	4868.590	50.10	-1.28	48.82	74.00	-25.18	100	43	peak
2	7075.320	44.40	4.55	48.95	74.00	-25.05	100	104	peak
N/A									

Vertical

No.	Frequency (MHz)	Reading (dBuV)	Correct Factor(dB/m)	Result (dBuV/m)	Limit (dBuV/m)	Margin (dB)	Height (cm)	Degree (deg.)	Remark
1	4868.590	53.12	-1.28	51.84	54.00	-2.16	100	281	AVG
2	7293.269	44.80	4.13	48.93	54.00	-5.07	100	316	AVG
N/A									

Operation Mode: TX / IEEE 802.11n HT40 mode / CH High

Test Date: 2014-7-12

Temperature: 24°C

Tested by: James.Yan

Humidity: 48 % RH

Polarity: Ver. / Hor.

Horizontal

No.	Frequency (MHz)	Reading (dBuV)	Correct Factor(dB/m)	Result (dBuV/m)	Limit (dBuV/m)	Margin (dB)	Height (cm)	Degree (deg.)	Remark
1	4895.833	51.14	-1.30	49.84	74.00	-24.16	100	49	peak
2	7347.756	45.29	4.02	49.31	74.00	-24.69	100	332	peak
N/A									

Vertical

No.	Frequency (MHz)	Reading (dBuV)	Correct Factor(dB/m)	Result (dBuV/m)	Limit (dBuV/m)	Margin (dB)	Height (cm)	Degree (deg.)	Remark
1	4895.833	50.06	-1.30	48.76	54.00	-5.24	100	162	AVG
2	7375.000	45.14	3.97	49.11	54.00	-4.89	100	317	AVG
N/A									



Compliance Certification Services Inc.

Report No: C140516R02-RPW

FCC ID: XPF-REG02-UTT

Date of Issue :August 1, 2014

Operation Mode: TX / IEEE 802.11a / CH Low**Test Date:** 2014-7-12**Temperature:** 24°C**Tested by:** James.Yan**Humidity:** 48 % RH**Polarity:** Ver. / Hor.

Horizontal

No.	Frequency (MHz)	Reading (dBuV)	Correct Factor(dB/m)	Result (dBuV/m)	Limit (dBuV/m)	Margin (dB)	Height (cm)	Degree (deg.)	Remark
1	5740.385	49.34	0.00	49.34	74.00	-24.66	100	261	peak
2	11488.782	38.95	9.40	48.35	54.00	-5.65	100	12	AVG
3	17237.179	35.44	14.15	49.59	54.00	-4.41	100	23	AVG
N/A									

Vertical

No.	Frequency (MHz)	Reading (dBuV)	Correct Factor(dB/m)	Result (dBuV/m)	Limit (dBuV/m)	Margin (dB)	Height (cm)	Degree (deg.)	Remark
1	5685.897	49.64	0.24	49.88	74.00	-24.12	100	214	peak
2	11516.026	39.27	9.21	48.48	54.00	-5.52	100	66	AVG
3	17264.423	35.61	14.15	49.76	54.00	-4.24	100	54	AVG
N/A									

Operation Mode: TX / IEEE 802.11a / CH Mid**Test Date:** 2014-7-12**Temperature:** 24°C**Tested by:** James.Yan**Humidity:** 48 % RH**Polarity:** Ver. / Hor.

Horizontal

No.	Frequency (MHz)	Reading (dBuV)	Correct Factor(dB/m)	Result (dBuV/m)	Limit (dBuV/m)	Margin (dB)	Height (cm)	Degree (deg.)	Remark
1	5794.872	50.04	-0.25	49.79	74.00	-24.21	100	124	peak
2	11570.513	39.29	8.83	48.12	54.00	-5.88	100	325	AVG
3	17346.154	35.18	14.15	49.33	54.00	-4.67	100	64	AVG
N/A									
N/A									

Vertical

No.	Frequency (MHz)	Reading (dBuV)	Correct Factor(dB/m)	Result (dBuV/m)	Limit (dBuV/m)	Margin (dB)	Height (cm)	Degree (deg.)	Remark
1	5740.385	48.01	0.00	48.01	74.00	-25.99	100	64	peak
2	11488.782	38.83	9.40	48.23	54.00	-5.77	100	212	AVG
3	17346.154	35.79	14.15	49.94	54.00	-4.06	100	254	AVG
N/A									
N/A									



Compliance Certification Services Inc.

Report No: C140516R02-RPW

FCC ID: XPF-REG02-UTT

Date of Issue :August 1, 2014

Operation Mode: TX / IEEE 802.11a / CH High**Test Date:** 2014-7-12**Temperature:** 24°C**Tested by:** James.Yan**Humidity:** 48 % RH**Polarity:** Ver. / Hor.

Horizontal

No.	Frequency (MHz)	Reading (dBuV)	Correct Factor(dB/m)	Result (dBuV/m)	Limit (dBuV/m)	Margin (dB)	Height (cm)	Degree (deg.)	Remark
1	5822.115	49.84	-0.12	49.72	74.00	-24.28	100	144	peak
2	11652.244	40.19	8.73	48.92	54.00	-5.08	100	62	AVG
3	17482.372	34.15	14.21	48.36	54.00	-5.64	100	145	AVG
N/A									
N/A									

Vertical

No.	Frequency (MHz)	Reading (dBuV)	Correct Factor(dB/m)	Result (dBuV/m)	Limit (dBuV/m)	Margin (dB)	Height (cm)	Degree (deg.)	Remark
1	5822.115	50.16	-0.12	50.04	74.00	-23.96	100	64	peak
2	11652.244	38.52	8.73	47.25	54.00	-6.75	100	310	AVG
3	17482.372	34.47	14.21	48.68	54.00	-5.32	100	338	AVG
N/A									
N/A									

Operation Mode: TX / 802.11n Standard-20 MHz mode / CH Low**Test Date:** 2014-7-12**Temperature:** 24°C**Tested by:** James.Yan**Humidity:** 48 % RH**Polarity:** Ver. / Hor.

Horizontal

No.	Frequency (MHz)	Reading (dBuV)	Correct Factor(dB/m)	Result (dBuV/m)	Limit (dBuV/m)	Margin (dB)	Height (cm)	Degree (deg.)	Remark
1	5740.385	49.63	0.00	49.63	74.00	-24.37	100	110	peak
2	11488.782	37.62	9.40	47.02	54.00	-6.98	100	321	AVG
3	17237.179	34.20	14.15	48.35	54.00	-5.65	100	0	AVG
N/A									
N/A									

Vertical

No.	Frequency (MHz)	Reading (dBuV)	Correct Factor(dB/m)	Result (dBuV/m)	Limit (dBuV/m)	Margin (dB)	Height (cm)	Degree (deg.)	Remark
1	5740.385	50.76	0.00	50.76	74.00	-23.24	100	98	peak
2	11488.782	39.25	9.40	48.65	54.00	-5.35	100	52	AVG
3	17237.179	34.83	14.15	48.98	54.00	-5.02	100	284	AVG
N/A									



Compliance Certification Services Inc.

Report No: C140516R02-RPW

FCC ID: XPF-REG02-UTT

Date of Issue :August 1, 2014

Operation Mode: TX / 802.11n Standard-20 MHz mode / CH Mid**Test Date:** 2014-7-12**Temperature:** 24°C**Tested by:** James.Yan**Humidity:** 48 % RH**Polarity:** Ver. / Hor.

Horizontal

No.	Frequency (MHz)	Reading (dBuV)	Correct Factor(dB/m)	Result (dBuV/m)	Limit (dBuV/m)	Margin (dB)	Height (cm)	Degree (deg.)	Remark
1	5767.628	50.23	-0.13	50.10	74.00	-23.90	100	49	peak
2	11570.513	39.19	8.83	48.02	54.00	-5.98	100	113	AVG
3	17346.154	33.94	14.15	48.09	54.00	-5.91	100	96	AVG
N/A									

Vertical

No.	Frequency (MHz)	Reading (dBuV)	Correct Factor(dB/m)	Result (dBuV/m)	Limit (dBuV/m)	Margin (dB)	Height (cm)	Degree (deg.)	Remark
1	5767.628	50.47	-0.13	50.34	74.00	-23.66	100	154	peak
2	11570.513	38.85	8.83	47.68	54.00	-6.32	100	92	AVG
3	17373.397	34.39	14.15	48.54	54.00	-5.46	100	33	AVG
N/A									

Operation Mode: TX / 802.11n Standard-20 MHz mode / CH High**Test Date:** 2014-7-12**Temperature:** 24°C**Tested by:** James.Yan**Humidity:** 48 % RH**Polarity:** Ver. / Hor.

Horizontal

No.	Frequency (MHz)	Reading (dBuV)	Correct Factor(dB/m)	Result (dBuV/m)	Limit (dBuV/m)	Margin (dB)	Height (cm)	Degree (deg.)	Remark
1	5849.359	48.01	0.07	48.08	74.00	-25.92	100	168	peak
2	11652.244	39.89	8.73	48.62	54.00	-5.38	100	33	AVG
3	17455.128	34.53	14.19	48.72	54.00	-5.28	100	20	AVG
N/A									

Vertical

No.	Frequency (MHz)	Reading (dBuV)	Correct Factor(dB/m)	Result (dBuV/m)	Limit (dBuV/m)	Margin (dB)	Height (cm)	Degree (deg.)	Remark
1	5822.115	49.77	-0.12	49.65	74.00	-24.35	100	208	peak
2	11679.487	39.86	8.79	48.65	54.00	-5.35	100	32	AVG
3	17455.128	34.43	14.19	48.62	54.00	-5.38	100	112	AVG
N/A									



Compliance Certification Services Inc.

Report No: C140516R02-RPW

FCC ID: XPF-REG02-UTT

Date of Issue :August 1, 2014

Operation Mode: TX / 802.11n Wide-40 MHz Channel mode / CH Low **Test Date:** 2014-7-12

Temperature: 24°C

Tested by: James.Yan

Humidity: 48 % RH

Polarity: Ver. / Hor.

Horizontal

No.	Frequency (MHz)	Reading (dBuV)	Correct Factor(dB/m)	Result (dBuV/m)	Limit (dBuV/m)	Margin (dB)	Height (cm)	Degree (deg.)	Remark
1	5767.628	48.98	-0.13	48.85	74.00	-25.15	100	154	peak
2	11516.026	39.03	9.21	48.24	54.00	-5.76	100	62	AVG
3	17237.179	34.50	14.15	48.65	54.00	-5.35	100	32	AVG
N/A									

Vertical

No.	Frequency (MHz)	Reading (dBuV)	Correct Factor(dB/m)	Result (dBuV/m)	Limit (dBuV/m)	Margin (dB)	Height (cm)	Degree (deg.)	Remark
1	5740.385	48.99	0.00	48.99	74.00	-25.01	100	12	peak
2	11516.026	39.05	9.21	48.26	54.00	-5.74	100	66	AVG
3	17264.423	34.80	14.15	48.95	54.00	-5.05	100	325	AVG
N/A									

Operation Mode: TX / 802.11n Wide-40 MHz Channel mode / CH High **Test Date:** 2014-7-12

Temperature: 24°C

Tested by: James.Yan

Humidity: 48 % RH

Polarity: Ver. / Hor.

Horizontal

No.	Frequency (MHz)	Reading (dBuV)	Correct Factor(dB/m)	Result (dBuV/m)	Limit (dBuV/m)	Margin (dB)	Height (cm)	Degree (deg.)	Remark
1	5794.872	48.93	-0.25	48.68	74.00	-25.32	100	25	peak
2	11597.756	39.88	8.64	48.52	54.00	-5.48	100	338	AVG
3	17400.641	34.42	14.15	48.57	54.00	-5.43	100	22	AVG
N/A									

Vertical

No.	Frequency (MHz)	Reading (dBuV)	Correct Factor(dB/m)	Result (dBuV/m)	Limit (dBuV/m)	Margin (dB)	Height (cm)	Degree (deg.)	Remark
1	5794.872	50.05	-0.25	49.80	74.00	-24.20	100	126	peak
2	11597.756	39.88	8.64	48.52	54.00	-5.48	100	55	AVG
3	17373.397	34.71	14.15	48.86	54.00	-5.14	100	328	AVG
N/A									
N/A									



4.6.POWERLINE CONDUCTED EMISSIONS

LIMIT

According to §15.207(a), except as shown in paragraphs (b) and (c) of this section, for an intentional radiator that is designed to be connected to the public utility (AC) power line, the radio frequency voltage that is conducted back onto the AC power line on any frequency or frequencies within the band 150 kHz to 30 MHz shall not exceed the limits in the following table, as measured using a 50 μ H/50 ohms line impedance stabilization network (LISN). Compliance with the provisions of this paragraph shall be based on the measurement of the radio frequency voltage between each power line and ground at the power terminal. The lower limit applies at the boundary between the frequency ranges.

Frequency Range (MHz)	Limits (dB μ V)	
	Quasi-peak	Average
0.15 to 0.50	66 to 56*	56 to 46*
0.50 to 5	56	46
5 to 30	60	50

* Decreases with the logarithm of the frequency.

Test Configuration

See test photographs attached in Appendix 1 for the actual connections between EUT and support equipment.

TEST PROCEDURE

- 1.The EUT was placed on a table, which is 0.8m above ground plane.
- 2.Maximum procedure was performed on the six highest emissions to ensure EUT compliance.
- 3.Repeat above procedures until all frequency measured were complete.

TEST RESULTS

The initial step in collecting conducted data is a spectrum analyzer peak scan of the measurement range. Significant peaks are then marked as shown on the following data page, and these signals are then quasi-peaked.

Test Data



Compliance Certification Services Inc.

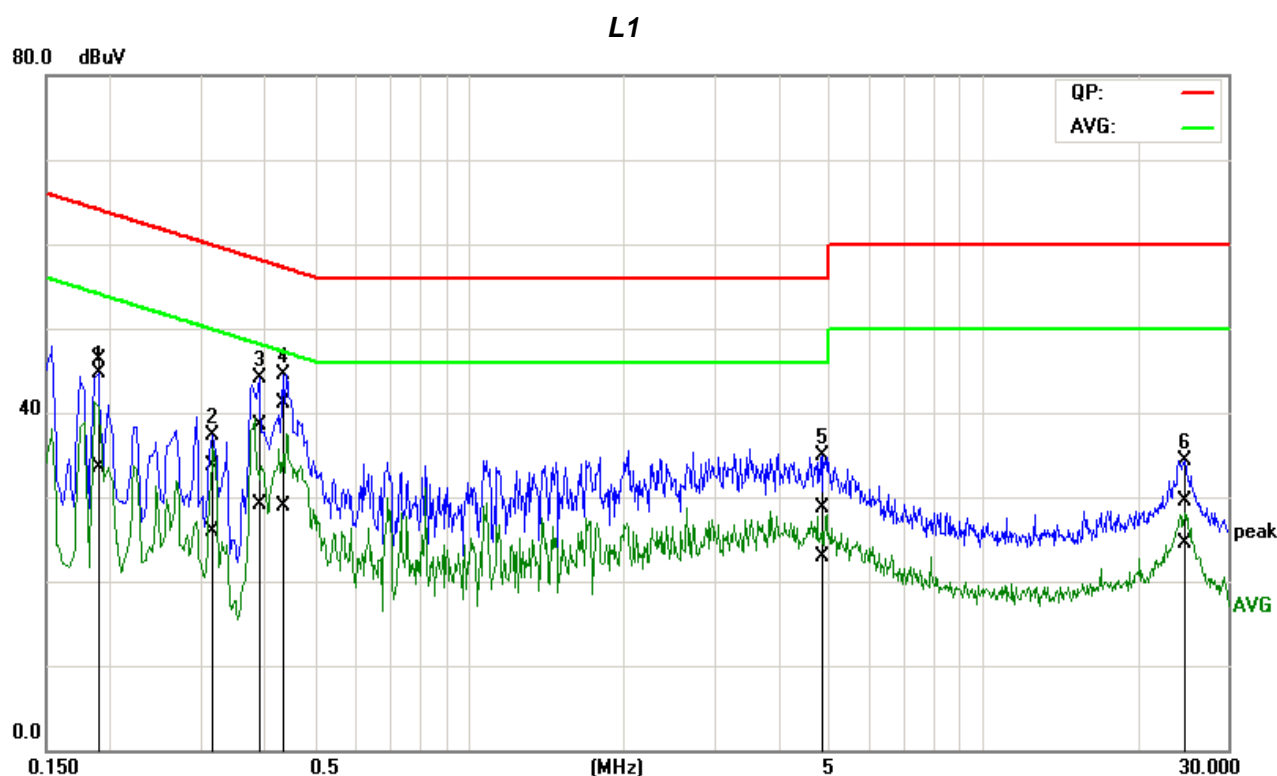
Report No: C140516R02-RPW

FCC ID: XPF-REG02-UTT

Date of Issue :August 1, 2014

Job No.: C140516R02
Model: AC750W
Standard: FCC Class B
Test item: Conduction test
Line: L1
Model:

Date: 2014-6-25
Time: 15:32:29
Temp.(C)/Hum.(%): 22(C)/48%
Test By: James.Yan
Test Voltage: AC 120V/60Hz
Description:



No.	Frequency (MHz)	QuasiPeak reading (dBuV)	Average reading (dBuV)	Correction factor (dB)	QuasiPeak result (dBuV)	Average result (dBuV)	QuasiPeak limit (dBuV)	Average limit (dBuV)	QuasiPeak margin (dB)	Average margin (dB)	Remark
1	0.1900	26.73	13.77	19.64	46.37	33.41	64.04	54.04	-17.67	-20.63	Pass
2	0.3148	13.93	6.15	19.69	33.62	25.84	59.84	49.84	-26.22	-24.00	Pass
3	0.3879	18.80	9.39	19.74	38.54	29.13	58.11	48.11	-19.57	-18.98	Pass
4	0.4305	21.31	9.18	19.78	41.09	28.96	57.24	47.24	-16.15	-18.28	Pass
5*	4.8827	8.40	2.67	20.29	28.69	22.96	56.00	46.00	-27.31	-23.04	Pass
6	24.6934	8.23	3.30	21.20	29.43	24.50	60.00	50.00	-30.57	-25.50	Pass

Note: 1. L1 = Line One (Live Line) / L2 = Line Two (Neutral Line).



Compliance Certification Services Inc.

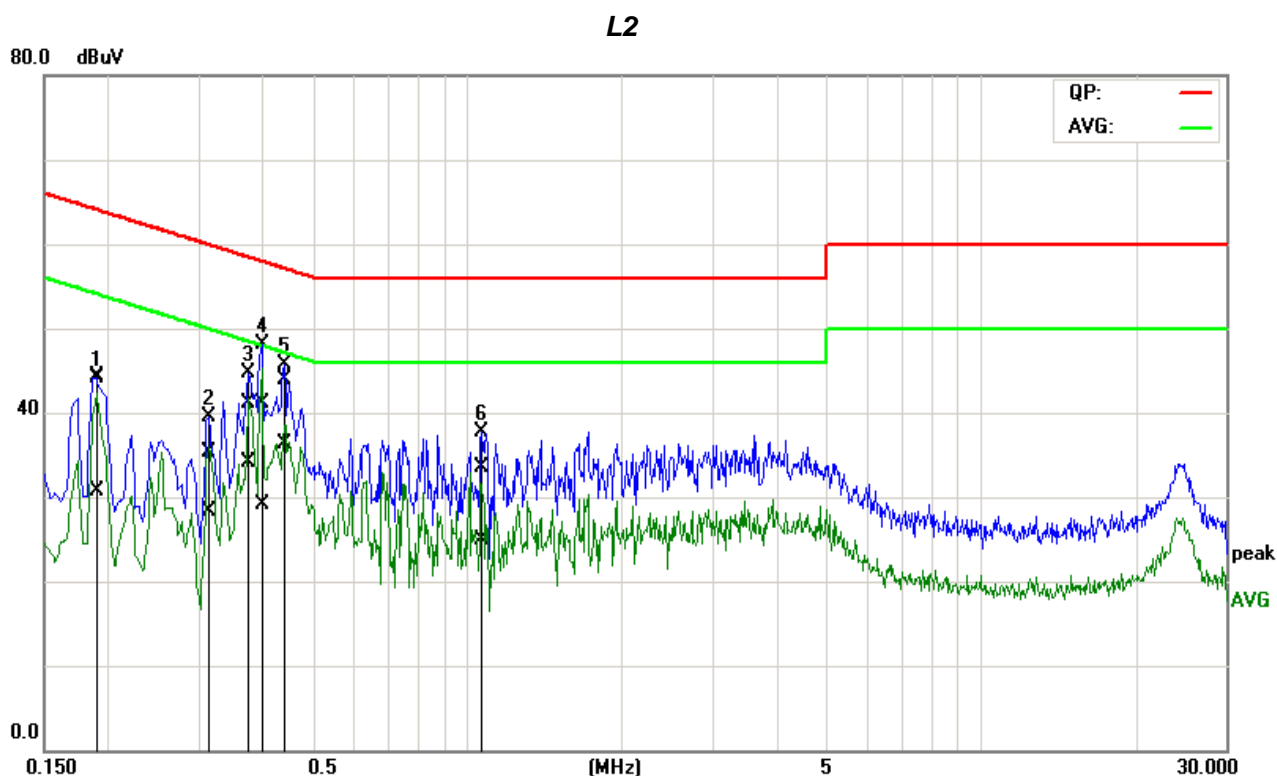
Report No: C140516R02-RPW

FCC ID: XPF-REG02-UTT

Date of Issue :August 1, 2014

Job No.: C140516R02
Model: AC750W
Standard: FCC Class B
Test item: Conduction test
Line: L2
Model:

Date: 2014-6-25
Time: 15:36:59
Temp.(C)/Hum.(%): 22(C)/48%
Test By: James.Yan
Test Voltage: AC 120V/60Hz
Description:



No.	Frequency (MHz)	QuasiPeak reading (dBuV)	Average reading (dBuV)	Correction factor (dB)	QuasiPeak result (dBuV)	Average result (dBuV)	QuasiPeak limit (dBuV)	Average limit (dBuV)	QuasiPeak margin (dB)	Average margin (dB)	Remark
1	0.1892	24.67	10.97	19.66	44.33	30.63	64.07	54.07	-19.74	-23.44	Pass
2	0.3126	15.63	8.52	19.72	35.35	28.24	59.90	49.90	-24.55	-21.66	Pass
3	0.3748	21.41	14.25	19.76	41.17	34.01	58.39	48.39	-17.22	-14.38	Pass
4	0.3979	21.31	9.29	19.78	41.09	29.07	57.90	47.90	-16.81	-18.83	Pass
5*	0.4412	24.00	16.43	19.81	43.81	36.24	57.04	47.04	-13.23	-10.80	Pass
6	1.0590	13.59	5.02	19.83	33.42	24.85	56.00	46.00	-22.58	-21.15	Pass

Note: 1. L1 = Line One (Live Line) / L2 = Line Two (Neutral Line).