



<u>TEST SETUP PHOTOS</u>	
Company Name	Ingersoll Rand Security Technologies
Model #	23364490 and 23520463
FCC ID #	XPB-COMAD400
IC #	8053B-COMAD400

Test Setup Photo(s) – Radiated Emissions Test

Vertical EUT Orientation (V)




Inverted L module




External antenna module

Side EUT Orientation (S)



Inverted L module




External antenna module


TEST SETUP PHOTOS

Company Name	Ingersoll Rand Security Technologies
Model #	23364490 and 23520463
FCC ID #	XPB-COMAD400
IC #	8053B-COMAD400

Horizontal EUT Orientation (H)




Inverted L module



External antenna module

External Antenna setup.


Panel Antenna



Vee Antenna.

TEST SETUP PHOTOS


Company Name	Ingersoll Rand Security Technologies
Model #	23364490 and 23520463
FCC ID #	XPB-COMAD400
IC #	8053B-COMAD400



TEST SETUP PHOTOS

Company Name	Ingersoll Rand Security Technologies
Model #	23364490 and 23520463
FCC ID #	XPB-COMAD400
IC #	8053B-COMAD400

Dome antenna.



Test Setup Photo(s) – Conducted Emissions Test

