

TEST REPORT

Reference No..... : WTH21X09095880W-1
FCC ID : XOMRWOSU8547
Applicant : SHENZHEN QIYUE OPTRONICS COMPANY LIMITED
Address..... : Flat3,Tower 3, Excellence Meilin Center Plaza, Zhongkang Road 128,
Shangmeilin, Futian District, Shenzhen , China
Product Name : 85" SMART 4K UHD TV
Test Model. : RWOSU8547
Standards : FCC Part 15.407
Date of Receipt sample : Sept. 10, 2021
Date of Test..... : Sept. 10, 2021 to Sept. 22, 2021
Date of Issue : Sept. 22, 2021
Test Result..... : **Pass**

Remarks:

The results shown in this test report refer only to the sample(s) tested, this test report cannot be reproduced, except in full, without prior written permission of the company. The report would be invalid without specific stamp of test institute and the signatures of compiler and approver.

Prepared By:

Waltek Testing Group (Shenzhen) Co., Ltd.

Address: 1/F., Room 101, Building 1, Hongwei Industrial Park, Liuxian 2nd Road,
Block 70 Bao'an District, Shenzhen, Guangdong, China

Tel.: +86-755-33663308

Fax.: +86-755-33663309

Tested by:

Reviewed By:

Approved & Authorized By:

Jack Huang

Jason Su

Silin Chen

Jack Huang / Project Engineer

Jason Su / RF Manager

Silin Chen / Manager

TABLE OF CONTENTS

1. GENERAL INFORMATION	5
1.1 PRODUCT DESCRIPTION FOR EQUIPMENT UNDER TEST (EUT)	5
1.2 TEST STANDARDS	6
1.3 TEST METHODOLOGY	6
1.4 TABLE FOR PARAMETERS OF TEST SOFTWARE SETTING	6
1.5 EUT OPERATING DURING TEST	8
1.6 TEST FACILITY	8
1.7 EUT SETUP AND TEST MODE	9
1.8 MEASUREMENT UNCERTAINTY	10
1.9 TEST EQUIPMENT LIST AND DETAILS	11
2. SUMMARY OF TEST RESULTS	13
3. ANTENNA REQUIREMENT	14
3.1 STANDARD APPLICABLE	14
3.2 EVALUATION INFORMATION	14
4. AUTOMATICALLY DISCONTINUE TRANSMISSION	15
4.1 STANDARD APPLICABLE	15
4.2 SUMMARY OF TEST RESULTS	15
5. POWER SPECTRAL DENSITY	16
5.1 STANDARD APPLICABLE	16
5.2 TEST PROCEDURE	16
5.3 SUMMARY OF TEST RESULTS/PLOTS	17
6. EMISSION BANDWIDTH AND OCCUPIED BANDWIDTH	18
6.1 STANDARD APPLICABLE	18
6.2 TEST PROCEDURE	18
6.3 SUMMARY OF TEST RESULTS/PLOTS	20
7. MAXIMUM CONDUCTED OUTPUT POWER	21
7.1 STANDARD APPLICABLE	21
7.2 TEST PROCEDURE	21
7.3 SUMMARY OF TEST RESULTS/PLOTS	22
8. RADIATED SPURIOUS EMISSIONS	23
8.1 STANDARD APPLICABLE	23
8.2 TEST PROCEDURE	23
8.3 TEST RECEIVER SETUP	25
8.4 CORRECTED AMPLITUDE & MARGIN CALCULATION	25
8.5 SUMMARY OF TEST RESULTS/PLOTS	26
9. FREQUENCY STABILITY	47
9.1 STANDARD APPLICABLE	47
9.2 TEST PROCEDURE	47
9.3 SUMMARY OF TEST RESULTS/PLOTS	47
10 CONDUCTED EMISSIONS	48
10.1 TEST PROCEDURE	48
10.2 BASIC TEST SETUP BLOCK DIAGRAM	48
10.3 TEST RECEIVER SETUP	48
10.4 SUMMARY OF TEST RESULTS/PLOTS	48
APPENDIX SUMMARY	51
APPENDIX A	52
APPENDIX B	65
APPENDIX C	84
APPENDIX D	97

APPENDIX PHOTOGRAPHS.....99

Report version

Version No.	Date of issue	Description
Rev.00	Sept. 22, 2021	Original
/	/	/

1. GENERAL INFORMATION

1.1 Product Description for Equipment Under Test (EUT)

Client Information

Applicant: SHENZHEN QIYUE OPTRONICS COMPANY LIMITED
 Address of applicant: Flat3,Tower 3, Excellence Meilin Center Plaza, Zhongkang Road 128, Shangmeilin, Futian District, Shenzhen , China

Manufacturer: SHENZHEN QIYUE OPTRONICS COMPANY LIMITED
 BRANCH
 Address of manufacturer: A/B/C/D Building, Xitian Industrial Park, Dashuikeng Community,Guanlan Street, Longhua New District, Shenzhen City, China

General Description of EUT	
Product Name:	85" SMART 4K UHD TV
Trade Name:	RCA, PROSCAN, RCA SCENIUM, TECHNICOLOR, SYLVANIA, RCASMA TVIRTUOSO
Model No.:	RWOSU8547
Adding Model(s):	D85D16-U-A-I,XXXXXXXXXX85XXXXXXXXXXXX (Where "X" can be any alphanumeric of A-Z or 0-9 or blank or -, indicates different client)
Rated Voltage:	AC120V/60Hz
Battery Capacity:	/
Power Adapter:	/
<i>Note: The test data is gathered from a production sample, provided by the manufacturer. The appearance of others models listed in the report is different from main-test model RWOSU8547, but the circuit and the electronic construction do not change, declared by the manufacturer.</i>	

Technical Characteristics of EUT	
Support Standards:	802.11a, 802.11n(HT20) , 802.11n-HT40, 802.11ac-VHT80
Frequency Range:	5150-5250MHz, 5725-5850MHz
RF Output Power:	5150-5250MHz ANT 0:14.60dBm (Conducted) ANT 1:14.80dBm (Conducted) 5725-5850MHz ANT 0:14.80dBm (Conducted) ANT 1:14.97dBm (Conducted)
Type of Modulation:	BPSK, QPSK, 16QAM, 64QAM
Type of Antenna:	Integral Antenna
Antenna Gain:	2dBi

1.2 Test Standards

The tests were performed according to following standards:

FCC Rules Part 15.407: General technical requirements.

ANSI C63.10-2013: American National Standard for Testing Unlicensed Wireless Devices.

KDB789033 D02 v02r01: Guidelines for Compliance Testing of Unlicensed National Information Infrastructure (U-Nii) Devices Part 15, Subpart.

KDB662911 D01 Multiple Transmitter Output v02r01: Emissions Testing of Transmitters with Multiple Outputs in the Same Band.

Maintenance of compliance is the responsibility of the manufacturer. Any modification of the product, which result in lowering the emission, should be checked to ensure compliance has been maintained.

1.3 Test Methodology

All measurements contained in this report were conducted with ANSI C63.10-2013, KDB789033 D02 v02r01. The equipment under test (EUT) was configured to measure its highest possible emission level. The test modes were adapted accordingly in reference to the Operating Instructions.

1.4 Table for parameters of Test Software setting

Use “QATool_Dbg.exe” and follow the instructions given by the manufacturer, you can start to test. During testing, Channel and Power Controlling Software provided by the customer was used to control the operating channel as well as the output power level. Test use the customer default power level, with a duty cycle equal to 100%, and to measure its highest possible emissions level, more detailed description as follows:

Mode	Ant.	Test Frequency (MHz)												
		NCB: 20MHz												
		5180	5200	5240	5260	5300	5320	5500	5580	5700	5720	5745	5785	5825
802.11a 6Mbps	ANT 1	1F	1F	1F	/	/	/	/	/	/	/	22	22	22
	ANT 2	24	24	24	/	/	/	/	/	/	/	22	22	22
802.11n-HT20 MCS0	ANT 1	1F	1F	1F	/	/	/	/	/	/	/	21	22	22
	ANT 2	23	23	23	/	/	/	/	/	/	/	23	23	23
Mode	Ant.	NCB: 40MHz												
		5190	5230	5270	5310	5510	5550	5670	5710	5755	5795			
802.11n-HT40 MCS0	ANT 1	1F	1F	/	/	/	/	/	/	/	/	22	22	
	ANT 2	23	23	/	/	/	/	/	/	/	/	22	22	
Mode	Ant.	NCB: 80MHz												
		5210	5290	5530	5610	5690	5775							
802.11ac-VH80 MCS0/Nss2	ANT 1	1E	/	/	/	/	21							
	ANT 2	22	/	/	/	/	21							

1.5 EUT Operating during test

EUT was programmed to be in continuously transmitting mode. During the test, EUT operation to normal function and programs under Android were executed.

1.6 Test Facility

Address of the test laboratory

Laboratory: Waltek Testing Group (Shenzhen) Co., Ltd.

Address: 1/F., Room 101, Building 1, Hongwei Industrial Park, Liuxian 2nd Road, Bao'an District, Shenzhen, P.R.C. (518101)

FCC – Registration No.: 125990

Waltek Testing Group (Shenzhen) Co., Ltd. EMC Laboratory has been registered and fully described in a report filed with the FCC (Federal Communications Commission). The acceptance letter from the FCC is maintained in our files. The Designation Number is CN5010, and Test Firm Registration Number is 125990.

Industry Canada (IC) Registration No.: 11464A

The 3m Semi-anechoic chamber of Waltek Testing Group (Shenzhen) Co., Ltd. has been registered by Certification and Engineering Bureau of Industry Canada for radio equipment testing with Registration No.: 11464A.

1.7 EUT Setup and Test Mode

The EUT was operated in the engineering mode to fix the Tx frequency that was for the purpose of the measurements. All testing shall be performed under maximum output power condition, with a duty cycle equal to 100%, and to measure its highest possible emissions level, more detailed description as follows:

Test Mode List		
Test Mode	Description	Remark
TM1	802.11a	5180MHz,5200MHz,5240MHz, 5745MHz, 5785MHz,5825MHz
TM2	802.11n-HT20	5180MHz,5200MHz,5240MHz,5745MHz, 5785MHz,5825MHz
TM3	802.11n-HT40	5190MHz,5230MHz, 5755MHz,5795MHz
TM4	802.11ac-VH80	5210MHz ,5775 MHz

Note : 802.11ac-VHT20, 802.11ac-VHT40 covered by 802.11n-HT20 and 802.11n-HT40.

Test Conditions	
Temperature:	22~25 °C
Relative Humidity:	45~55 %.
ATM Pressure:	1019 mbar

EUT Cable List and Details			
Cable Description	Length (m)	Shielded/Unshielded	With / Without Ferrite
AC Cable	1.6	Unshielded	Without Ferrite

Special Cable List and Details			
Cable Description	Length (m)	Shielded/Unshielded	With / Without Ferrite
HDMI	1.5	Shielded	Without Ferrite

Auxiliary Equipment List and Details			
Description	Manufacturer	Model	Serial Number
Computer	Dell	9MMJ442	/

1.8 Measurement Uncertainty

Measurement uncertainty		
Parameter	Conditions	Uncertainty
RF Output Power	Conducted	$\pm 0.42\text{dB}$
Occupied Bandwidth	Conducted	$\pm 1.5\%$
Power Spectral Density	Conducted	$\pm 1.8\text{dB}$
Conducted Spurious Emission	Conducted	$\pm 2.17\text{dB}$
Conducted Emissions	Conducted	9-150kHz $\pm 3.74\text{dB}$
		0.15-30MHz $\pm 3.34\text{dB}$
Transmitter Spurious Emissions	Radiated	30-200MHz $\pm 4.52\text{dB}$
		0.2-1GHz $\pm 5.56\text{dB}$
		1-6GHz $\pm 3.84\text{dB}$
		6-18GHz $\pm 3.92\text{dB}$

1.9 Test Equipment List and Details

No.	Description	Manufacturer	Model	Serial No.	Cal Date	Due. Date
SEMT-1075	Communication Tester	Rohde & Schwarz	CMW500	148650	2021-03-27	2022-03-26
SEMT-1063	GSM Tester	Rohde & Schwarz	CMU200	114403	2021-03-27	2022-03-26
SEMT-1072	Spectrum Analyzer	Agilent	E4407B	MY41440400	2021-03-27	2022-03-26
SEMT-1079	Spectrum Analyzer	Agilent	N9020A	US47140102	2021-03-27	2022-03-26
SEMT-1080	Signal Generator	Agilent	83752A	3610A01453	2021-03-27	2022-03-26
SEMT-1081	Vector Signal Generator	Agilent	N5182A	MY47070202	2021-03-27	2022-03-26
SEMT-1028	Power Divider	Weinschel	1506A	PM204	2021-03-27	2022-03-26
SEMT-1082	Power Divider	RF-Lambda	RFLT4W5M18G	14110400027	2021-03-27	2022-03-26
SEMT-1031	Spectrum Analyzer	Rohde & Schwarz	FSP30	836079/035	2021-03-27	2022-03-26
SEMT-1007	EMI Test Receiver	Rohde & Schwarz	ESVB	825471/005	2021-03-27	2022-03-26
SEMT-1008	Amplifier	Agilent	8447F	3113A06717	2021-04-12	2022-04-11
SEMT-1043	Amplifier	C&D	PAP-1G18	2002	2021-04-12	2022-04-11
SEMT-1069	Loop Antenna	Schwarz beck	FMZB 1516	9773	2021-03-19	2023-03-18
SEMT-1068	Broadband Antenna	Schwarz beck	VULB9163	9163-333	2021-03-19	2023-03-18
SEMT-1042	Horn Antenna	ETS	3117	00086197	2021-03-19	2023-03-18
SEMT-1121	Horn Antenna	Schwarzbeck	BBHA 9170	BBHA9170582	2021-04-27	2023-04-26
SEMT-1169	Pre-amplifier	Direction Systems Inc.	PAP-2640	14145-14153	2021-04-27	2022-04-26
SEMT-1163	Spectrum Analyzer	Rohde & Schwarz	FSP40	100612	2021-03-27	2022-03-26
SEMT-1166	Power Limiter	Agilent	N9356B	MY45450376	2021-03-27	2022-03-26
SEMT-1076	RF Switcher	Top Precision	RCS03-A2	/	2021-03-19	2023-03-18
SEMT-C001	Cable	Zheng DI	LL142-07-07-10M(A)	/	/	/
SEMT-C002	Cable	Zheng DI	ZT40-2.92J-2.92J-6M	/	/	/
SEMT-C003	Cable	Zheng DI	ZT40-2.92J-2.92J-2.5M	/	/	/
SEMT-C004	Cable	Zheng DI	2M0RFC	/	/	/
SEMT-C005	Cable	Zheng DI	1M0RFC	/	/	/
SEMT-C006	Cable	Zheng DI	1M0RFC	/	/	/

Software List			
Description	Manufacturer	Model	Version
EMI Test Software (Radiated Emission)*	Farad	EZ-EMC	RA-03A1
EMI Test Software (Conducted Emission)*	Farad	EZ-EMC	RA-03A1

*Remark: indicates software version used in the compliance certification testing.

2. SUMMARY OF TEST RESULTS

FCC Rules	Description of Test Item	Result
§15.203; §15.405	Antenna Requirement	Compliant
15.407 (c)	Automatically Discontinue Transmission	Compliant
§15.207; §15.407(b)(6)	Conducted Emission	Compliant
§15.407(a)(1),(2)	Power Spectral Density	Compliant
§15.407(e)	Emission Bandwidth and Occupied Bandwidth	Compliant
§15.407(a)(1),(2)	Maximum Conducted Output Power	Compliant
§15.407(b)(1),(2),(3),(4)	Undesirable emission	Compliant
§15.205; §15.407(b)(1),(2),(3)	Radiated Emission	Compliant
§15.407(g)	Frequency Stability	Compliant
§15.407(h)	Dynamic Frequency Selection (DFS)	Compliant

N/A: Not applicable.

3. Antenna Requirement

3.1 Standard Applicable

According to FCC Part 15.203, an intentional radiator shall be designed to ensure that no antenna other than that furnished by the responsible party shall be used with the device. The use of a permanently attached antenna or of an antenna that uses a unique coupling to the intentional radiator shall be considered sufficient to comply with the provisions of this section.

3.2 Evaluation Information

This product has two integral antennas, fulfill the requirement of this section. And the signals at the antennas are completely uncorrelated.

4. Automatically Discontinue Transmission

4.1 Standard Applicable

According to FCC Part 15.407(c), the device shall automatically discontinue transmission in case of either absence of information to transmit or operational failure. These provisions are not intended to preclude the transmission of control or signaling information or the use of repetitive codes used by certain digital technologies to complete frame or burst intervals. Applicants shall include in their application for equipment authorization to describe how this requirement is met.

4.2 Summary of Test Results

While the EUT is not transmitting any information, the EUT can automatically discontinue transmission and become standby mode for power saving. The EUT can detect the controlling signal of ACK message transmitting from remote device and verify whether it shall resend or discontinue transmission.

5. Power Spectral Density

5.1 Standard Applicable

Section 15.407(a) Power limits:

(1) For the band 5.15-5.25GHz.

(iv) For mobile and portable client devices in the 5.15-5.25GHz band, the maximum conducted output power over the frequency band of operation shall not exceed 250mW provided the maximum antenna gain does not exceed 6dBi. In addition, the maximum power spectral density shall not exceed 11dBm in any 1 megahertz band. If transmitting antennas of directional gain greater than 6 dBi are used, both the maximum conducted output power and the maximum power spectral density shall be reduced by the amount in dB that the directional gain of the antenna exceeds 6dBi.

(2) For the 5.25-5.35GHz and 5.47-5.725GHz bands, the maximum conducted output power over the frequency bands of operation shall not exceed the lesser of 250mW or $11\text{dBm} + 10 \log B$, where B is the 26dB emission bandwidth in megahertz. In addition, the maximum power spectral density shall not exceed 11dBm in any 1 megahertz band. If transmitting antennas of directional gain greater than 6dBi are used, both the maximum conducted output power and the maximum power spectral density shall be reduced by the amount in dB that the directional gain of the antenna exceeds 6dBi.

(3) For the band 5.725-5.85GHz, the maximum conducted output power over the frequency band of operation shall not exceed 1 W. In addition, the maximum power spectral density shall not exceed 30dBm in any 500kHz band. If transmitting antennas of directional gain greater than 6dBi are used, both the maximum conducted output power and the maximum power spectral density shall be reduced by the amount in dB that the directional gain of the antenna exceeds 6dBi. However, fixed point-to-point U-NII devices operating in this band may employ transmitting antennas with directional gain greater than 6dBi without any corresponding reduction in transmitter conducted power. Fixed, point-to-point operations exclude the use of point-to-multipoint systems, omnidirectional applications, and multiple collocated transmitters transmitting the same information. The operator of the U-NII device, or if the equipment is professionally installed, the installer, is responsible for ensuring that systems employing high gain directional antennas are used exclusively for fixed, point-to-point operations.

5.2 Test Procedure

According to 789033 D02 v02r01 General UNII Test Procedures New Rules v02, the following is the measurement procedure.

For devices operating in the bands 5.15-5.25GHz, 5.25-5.35GHz, and 5.47-5.725GHz, the above procedures make use of 1MHz RBW to satisfy directly the 1MHz reference bandwidth specified in § 15.407(a)(5). For devices operating in the band 5.725-5.85GHz, the rules specify a measurement bandwidth of 500kHz. Many spectrum analyzers do not have 500kHz RBW, thus a narrower RBW may need to be used. The rules permit the use of a RBWs less than 1MHz, or 500kHz, “provided that the measured power is integrated over the full reference bandwidth” to show the total power over the specified measurement bandwidth (i.e., 1MHz, or 500kHz). If

measurements are performed using a reduced resolution bandwidth (< 1 MHz, or < 500kHz) and integrated over 1 MHz, or 500kHz bandwidth, the following adjustments to the procedures apply:

- a) Set RBW $\geq 1/T$, where T is defined in section II.B.1.a).
- b) Set VBW ≥ 3 RBW.
- c) If measurement bandwidth of Maximum PSD is specified in 500kHz, add $10\log(500\text{kHz}/\text{RBW})$ to the measured result, whereas RBW (< 500kHz) is the reduced resolution bandwidth of the spectrum analyzer set during measurement.
- d) If measurement bandwidth of Maximum PSD is specified in 1MHz, add $10\log(1\text{MHz}/\text{RBW})$ to the measured result, whereas RBW (< 1MHz) is the reduced resolution bandwidth of spectrum analyzer set during measurement.
- e) Care must be taken to ensure that the measurements are performed during a period of continuous transmission or are corrected upward for duty cycle.

Note: As a practical matter, it is recommended to use reduced RBW of 100kHz for the sections 5.c) and 5.d) above, since RBW=100kHz is available on nearly all spectrum analyzers.

5.3 Summary of Test Results/Plots

Please refer to Appendix A

6. Emission Bandwidth and Occupied Bandwidth

6.1 Standard Applicable

According to 15.407(a) and (e):

(1) For the band 5.15-5.25GHz.

(iv) For mobile and portable client devices in the 5.15-5.25GHz band, the maximum conducted output power over the frequency band of operation shall not exceed 250mW provided the maximum antenna gain does not exceed 6dBi. In addition, the maximum power spectral density shall not exceed 11dBm in any 1 megahertz band. If transmitting antennas of directional gain greater than 6dBi are used, both the maximum conducted output power and the maximum power spectral density shall be reduced by the amount in dB that the directional gain of the antenna exceeds 6dBi.

(2) For the 5.25-5.35GHz and 5.47-5.725GHz bands, the maximum conducted output power over the frequency bands of operation shall not exceed the lesser of 250mW or $11\text{dBm} + 10 \log B$, where B is the 26dB emission bandwidth in megahertz. In addition, the maximum power spectral density shall not exceed 11dBm in any 1 megahertz band. If transmitting antennas of directional gain greater than 6dBi are used, both the maximum conducted output power and the maximum power spectral density shall be reduced by the amount in dB that the directional gain of the antenna exceeds 6dBi.

(3) For the band 5.725-5.85GHz, the maximum conducted output power over the frequency band of operation shall not exceed 1 W. In addition, the maximum power spectral density shall not exceed 30dBm in any 500kHz band. If transmitting antennas of directional gain greater than 6dBi are used, both the maximum conducted output power and the maximum power spectral density shall be reduced by the amount in dB that the directional gain of the antenna exceeds 6dBi. However, fixed point-to-point U-NII devices operating in this band may employ transmitting antennas with directional gain greater than 6dBi without any corresponding reduction in transmitter conducted power. Fixed, point-to-point operations exclude the use of point-to-multipoint systems, omnidirectional applications, and multiple collocated transmitters transmitting the same information. The operator of the U-NII device, or if the equipment is professionally installed, the installer, is responsible for ensuring that systems employing high gain directional antennas are used exclusively for fixed, point-to-point operations.

(e) Within the 5.725-5.85GHz band, the minimum 6dB bandwidth of U-NII devices shall be at least 500kHz.

6.2 Test Procedure

According to 789033 D02 v02r0r section C&D, the following is the measurement procedure.

1. Emission Bandwidth (EBW)

- a) Set RBW = approximately 1% of the emission bandwidth.
- b) Set the VBW > RBW.
- c) Detector = Peak.

- d) Trace mode = max hold.
- e) Measure the maximum width of the emission that is 26dB down from the maximum of the emission. Compare this with the RBW setting of the analyzer. Readjust RBW and repeat measurement as needed until the RBW/EBW ratio is approximately 1%.

2. Minimum Emission Bandwidth for the band 5.725-5.85GHz

Section 15.407(e) specifies the minimum 6dB emission bandwidth of at least 500KHz for the band 5.715-5.85GHz. The following procedure shall be used for measuring this bandwidth:

- a) Set RBW = 100kHz.
- b) Set the video bandwidth (VBW) $\geq 3 \times$ RBW.
- c) Detector = Peak.
- d) Trace mode = max hold.
- e) Sweep = auto couple.
- f) Allow the trace to stabilize.
- g) Measure the maximum width of the emission that is constrained by the frequencies associated with the two outermost amplitude points (upper and lower frequencies) that are attenuated by 6 dB relative to the maximum level measured in the fundamental emission.

Note: The automatic bandwidth measurement capability of a spectrum analyzer or EMI receiver may be employed if it implements the functionality described above.

D. 99 Percent Occupied Bandwidth

The 99-percent occupied bandwidth is the frequency bandwidth such that, below its lower and above its upper frequency limits, the mean powers are each equal to 0.5 % of the total mean power of the given emission. Measurement of the 99-percent occupied bandwidth is required only as a condition for using the optional band-edge measurement techniques described in section II.G.3.d). Measurements of 99-percent occupied bandwidth may also optionally be used in lieu of the EBW to 789033 D02 v02r01 General UNII Test Procedures New Rules v01 define the minimum frequency range over which the spectrum is integrated when measuring maximum conducted output power as described in section II.E. However, the EBW must be measured to determine bandwidth dependent limits on maximum conducted output power in accordance with 15.407(a).

The following procedure shall be used for measuring (99 %) power bandwidth:

- 1. Set center frequency to the nominal EUT channel center frequency.
- 2. Set span = 1.5 times to 5.0 times the OBW.
- 3. Set RBW = 1 % to 5 % of the OBW
- 4. Set VBW $\geq 3 * RBW$
- 5. Video averaging is not permitted. Where practical, a sample detection and single sweep mode shall be used. Otherwise, peak detection and max hold mode (until the trace stabilizes) shall be used.
- 6. Use the 99 % power bandwidth function of the instrument (if available).
- 7. If the instrument does not have a 99 % power bandwidth function, the trace data points are recovered and directly summed in power units. The recovered amplitude data points, beginning at the lowest frequency, are placed in a running sum until 0.5 % of the total is reached; that frequency is recorded as the lower frequency. The process is repeated until 99.5 % of the total is reached; that frequency is recorded as the upper frequency. The 99% occupied bandwidth is the difference between these two frequencies.

6.3 Summary of Test Results/Plots

Please refer to Appendix B

7. Maximum Conducted Output Power

7.1 Standard Applicable

Section 15.407(a) Power limits:

(1) For the band 5.15-5.25GHz.

(iv) For mobile and portable client devices in the 5.15-5.25GHz band, the maximum conducted output power over the frequency band of operation shall not exceed 250mW provided the maximum antenna gain does not exceed 6dBi. In addition, the maximum power spectral density shall not exceed 11dBm in any 1 megahertz band. If transmitting antennas of directional gain greater than 6dBi are used, both the maximum conducted output power and the maximum power spectral density shall be reduced by the amount in dB that the directional gain of the antenna exceeds 6dBi.

(2) For the 5.25-5.35GHz and 5.47-5.725GHz bands, the maximum conducted output power over the frequency bands of operation shall not exceed the lesser of 250mW or $11\text{dBm} + 10 \log B$, where B is the 26dB emission bandwidth in megahertz. In addition, the maximum power spectral density shall not exceed 11dBm in any 1 megahertz band. If transmitting antennas of directional gain greater than 6dBi are used, both the maximum conducted output power and the maximum power spectral density shall be reduced by the amount in dB that the directional gain of the antenna exceeds 6dBi.

(3) For the band 5.725-5.85GHz, the maximum conducted output power over the frequency band of operation shall not exceed 1 W. In addition, the maximum power spectral density shall not exceed 30dBm in any 500kHz band. If transmitting antennas of directional gain greater than 6dBi are used, both the maximum conducted output power and the maximum power spectral density shall be reduced by the amount in dB that the directional gain of the antenna exceeds 6dBi. However, fixed point-to-point U-NII devices operating in this band may employ transmitting antennas with directional gain greater than 6dBi without any corresponding reduction in transmitter conducted power. Fixed, point-to-point operations exclude the use of point-to-multipoint systems, omnidirectional applications, and multiple collocated transmitters transmitting the same information. The operator of the U-NII device, or if the equipment is professionally installed, the installer, is responsible for ensuring that systems employing high gain directional antennas are used exclusively for fixed, point-to-point operations.

7.2 Test Procedure

According to KDB789033 D02 v02r01 section E, the following is the measurement procedure.

- (i) Set span to encompass the entire emission bandwidth (EBW) (or, alternatively, the entire 99% occupied bandwidth) of the signal.
- (ii) Set RBW = 1MHz.
- (iii) Set VBW \geq 3MHz.
- (iv) Number of points in sweep \geq 2 Span / RBW. (This ensures that bin-to-bin spacing is \leq RBW/2, so that narrowband signals are not lost between frequency bins.)

Waltek Testing Group (Shenzhen) Co., Ltd.

[Http://www.waltek.com.cn](http://www.waltek.com.cn)

- (v) Sweep time = auto.
- (vi) Detector = RMS (i.e., power averaging), if available. Otherwise, use sample detector mode.
- (vii) If transmit duty cycle < 98 percent, use a video trigger with the trigger level set to enable triggering only on full power pulses. Transmitter must operate at maximum power control level for the entire duration of every sweep. If the EUT transmits continuously (i.e., with no off intervals) or at duty cycle \geq 98 percent, and if each transmission is entirely at the maximum power control level, then the trigger shall be set to “free run”.
- (viii) Trace average at least 100 traces in power averaging (i.e., RMS) mode.
- (ix) Compute power by integrating the spectrum across the EBW (or, alternatively, the entire 99% occupied bandwidth) of the signal using the instrument’s band power measurement function with band limits set equal to the EBW (or occupied bandwidth) band edges. If the instrument does not have a band power function, sum the spectrum levels (in power units) at 1 MHz intervals extending across the EBW (or, alternatively, the entire 99% occupied bandwidth) of the spectrum.

7.3 Summary of Test Results/Plots

Please refer to Appendix C

8. Radiated Spurious Emissions

8.1 Standard Applicable

According to §15.407(b), undesirable emission limits. Except as shown in paragraph (b)(7) of this section, the maximum emissions outside of the frequency bands of operation shall be attenuated in accordance with the following limits:

- (1) For transmitters operating in the 5.15-5.25GHz band: All emissions outside of the 5.15-5.35GHz band shall not exceed an e.i.r.p. of -27dBm/MHz.
- (2) For transmitters operating in the 5.25-5.35GHz band: All emissions outside of the 5.15-5.35GHz band shall not exceed an e.i.r.p. of -27dBm/MHz.
- (3) For transmitters operating in the 5.47-5.725GHz band: All emissions outside of the 5.47-5.725GHz band shall not exceed an e.i.r.p. of -27dBm/MHz.
- (4) For transmitters operating in the 5.725-5.85GHz band:
 - (i) All emissions shall be limited to a level of -27dBm/MHz at 75 MHz or more above or below the band edge increasing linearly to 10dBm/MHz at 25MHz above or below the band edge, and from 25MHz above or below the band edge increasing linearly to a level of 15.6dBm/MHz at 5MHz above or below the band edge, and from 5MHz above or below the band edge increasing linearly to a level of 27dBm/MHz at the band edge.

According to §15.407(b)(6), Unwanted emissions below 1GHz must comply with the general field strength limits set forth in §15.209. Further, any U-NII devices using an AC power line are required to comply also with the conducted limits set forth in §15.207.

According to §15.407(b)(7), The provisions of §15.205 apply to intentional radiators operating under this section. 789033 D02 v02r01 General UNII Test Procedures New Rules v01

If radiated measurements are performed, field strength is then converted to EIRP as follows:

$$\text{EIRP} = ((E*d)^2) / 30$$

where:

- E is the field strength in V/m;
- d is the measurement distance in meters;
- EIRP is the equivalent isotropically radiated power in watts.

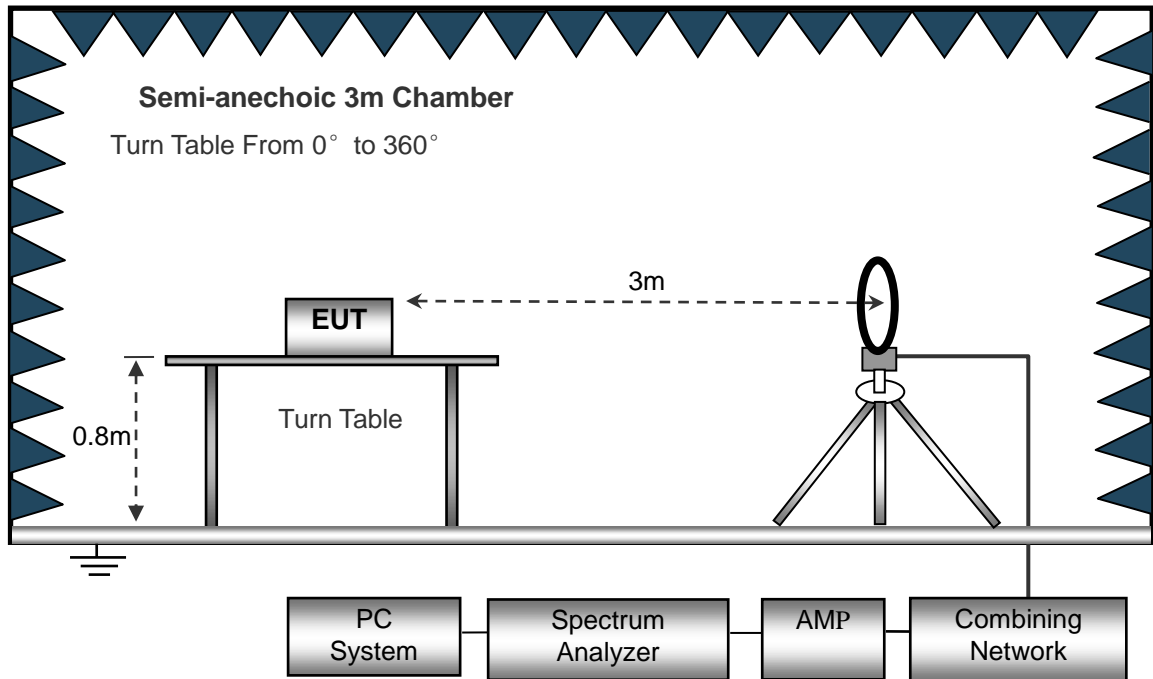
8.2 Test Procedure

The setup of EUT is according with per ANSI C63.10-2013 measurement procedure. The specification used was with the FCC Part 15.205 15.407(b)(6) and FCC Part 15.209 Limit..

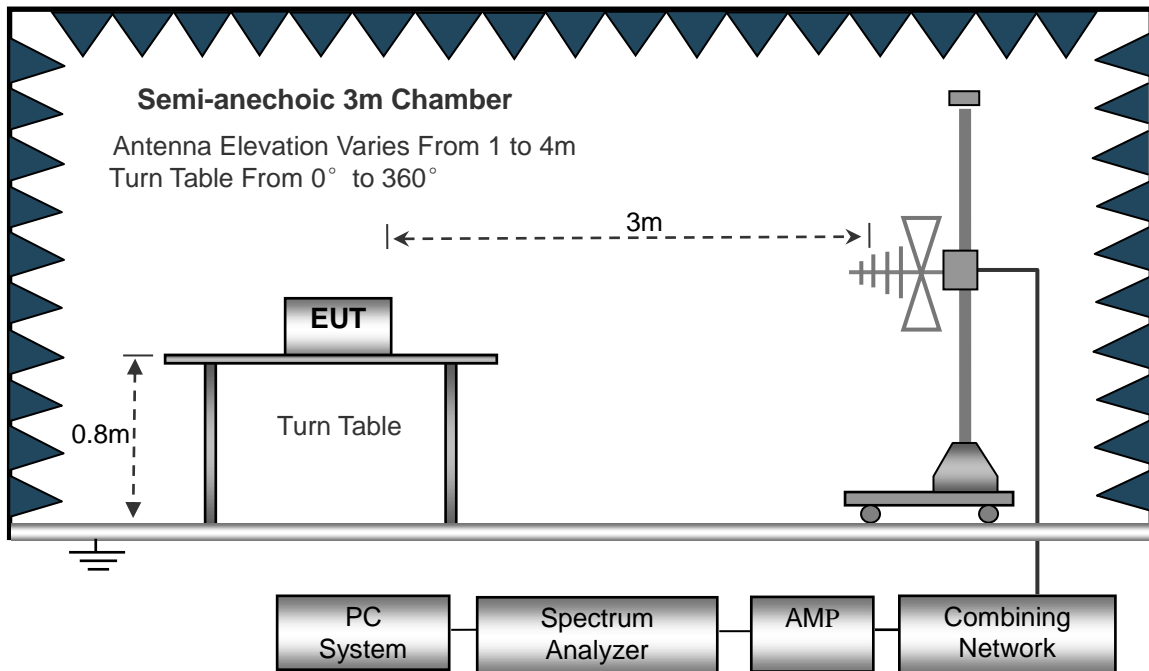
The external I/O cables were draped along the test table and formed a bundle 30 to 40cm long in the middle.

The spacing between the peripherals was 10cm.

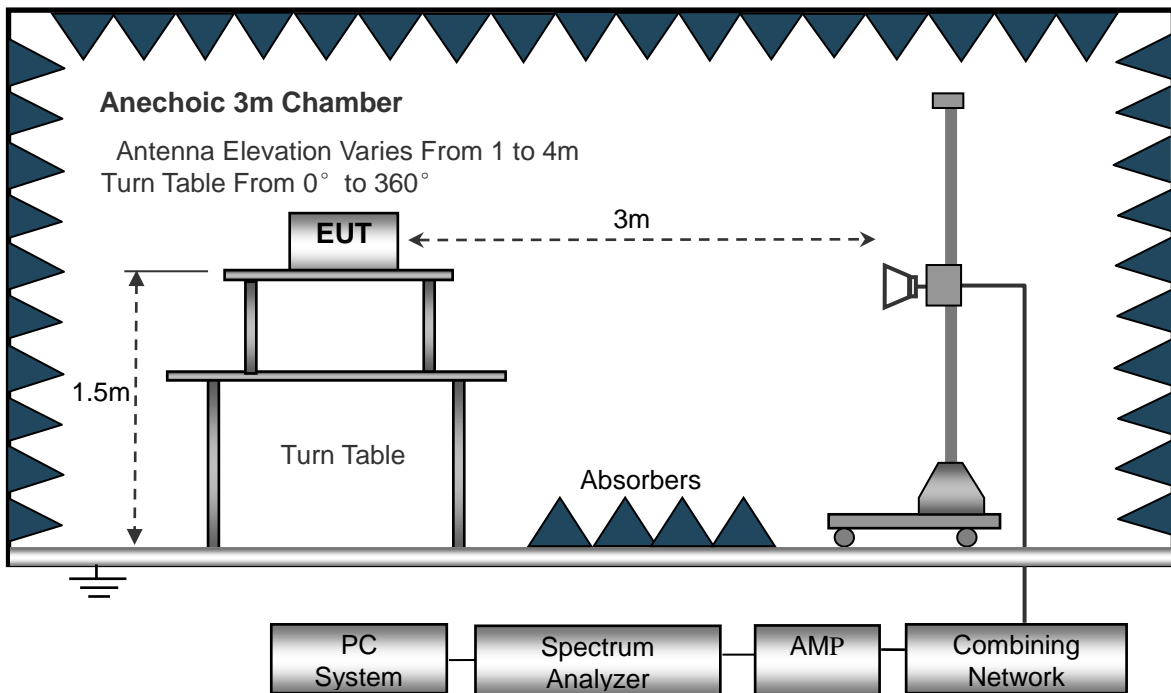
The test setup for emission measurement below 30MHz.



The test setup for emission measurement from 30 MHz to 1 GHz.



The test setup for emission measurement above 1GHz.



8.3 Test Receiver Setup

During the radiated emission test for above 1GHz, the test receiver was set with the following configurations:

For peak detector:

RBW = 1000kHz, VBW = 3000kHz, Sweep Time = Auto

For average detector:

RBW = 1000kHz, VBW = 10Hz, Sweep Time = Auto

8.4 Corrected Amplitude & Margin Calculation

The Corrected Amplitude is calculated adding the Antenna Factor and the Cable Factor, and subtracting the Amplifier Gain from the Amplitude reading. The basic equation is as follows:

$$\text{Corr. Ampl.} = \text{Indicated Reading} + \text{Ant. Factor} + \text{Cable Loss} - \text{Ampl. Gain}$$

The “**Margin**” column of the following data tables indicates the degree of compliance with the applicable limit. For example, a margin of -6dB μ V means the emission is 6dB μ V below the maximum limit for Class B. The equation for margin calculation is as follows:

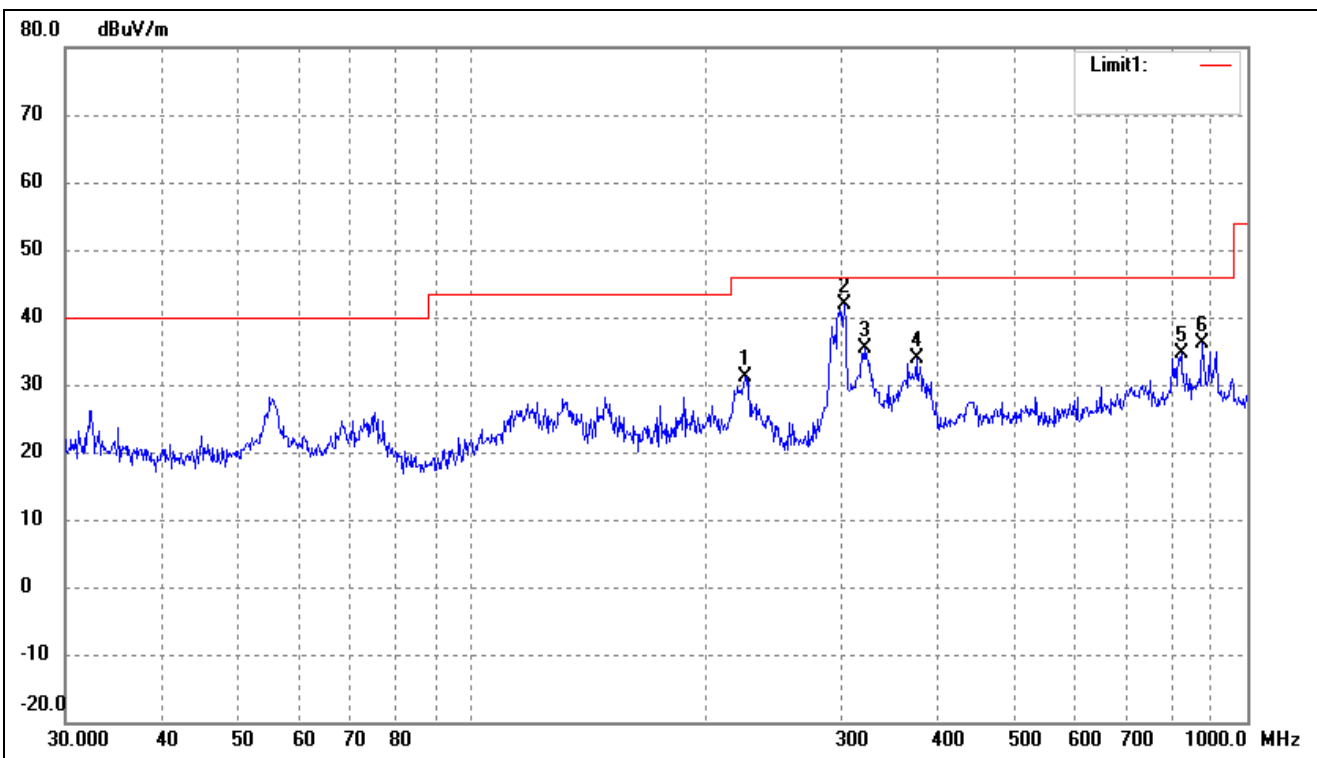
$$\text{Margin} = \text{Corr. Ampl.} - \text{FCC Part 15 Limit}$$

8.5 Summary of Test Results/Plots

Note: this EUT was tested in 3 orthogonal positions and the worst case position data was reported.

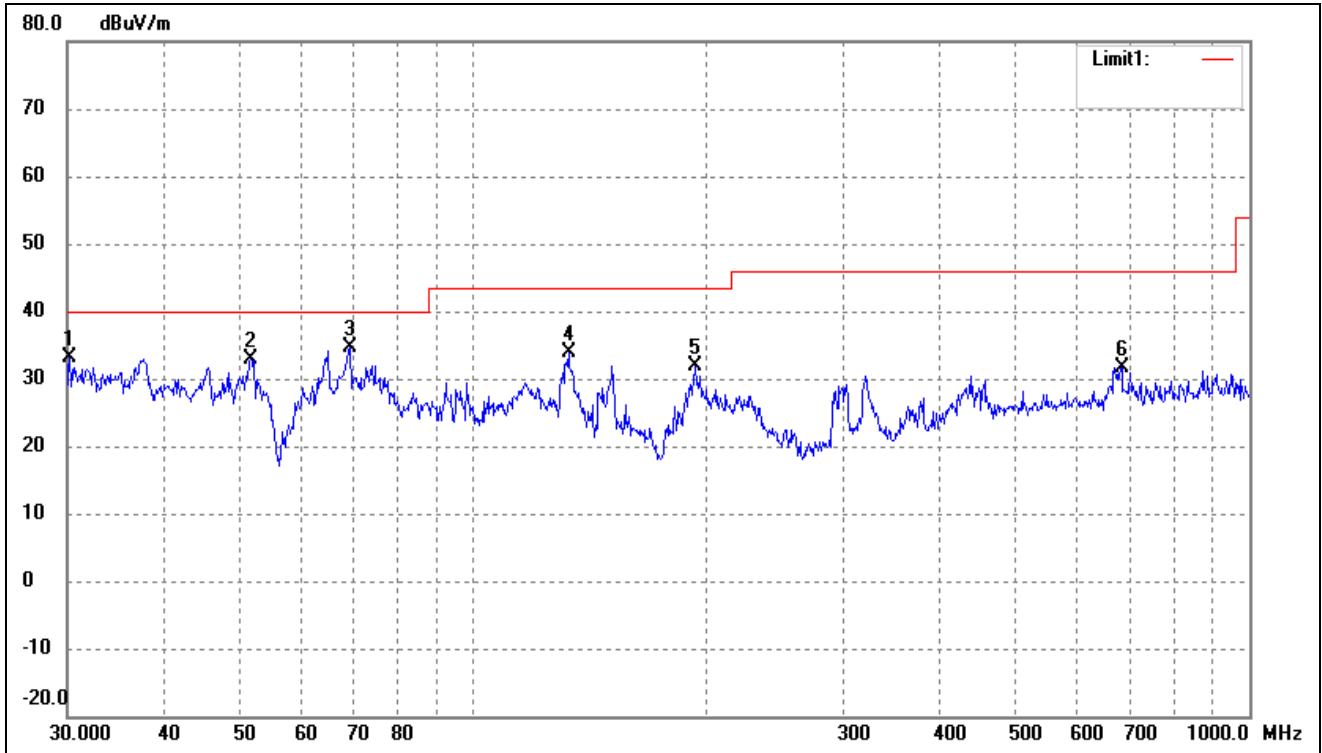
- Spurious Emission From 30MHz to 1GHz
- Antenna 0(Worst case)
- 5150-5250MHz

802.11a(Worst case)			
Test Channel	5180MHz	Polarity:	Horizontal



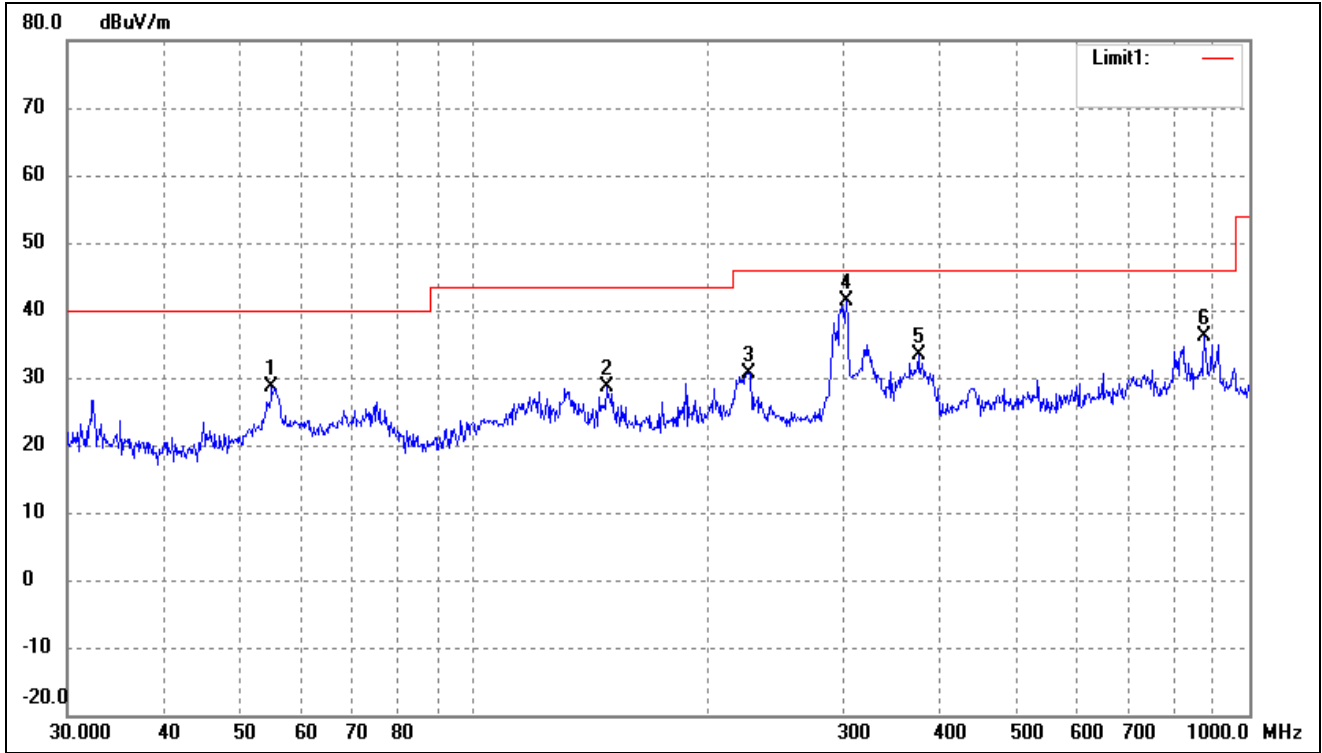
No.	Frequency (MHz)	Reading (dBuV/m)	Correct (dB/m)	Result (dBuV/m)	Limit (dBuV/m)	Margin (dB)	Degree ()	Height (cm)	Remark
1	225.3079	40.18	-9.00	31.18	46.00	-14.82	-	-	peak
2	302.4812	48.88	-6.89	41.99	46.00	-4.01	-	-	peak
3	321.0607	41.56	-6.30	35.26	46.00	-10.74	-	-	peak
4	374.6225	38.47	-4.66	33.81	46.00	-12.19	-	-	peak
5	821.7104	32.31	2.22	34.53	46.00	-11.47	-	-	peak
6	875.2469	33.53	2.57	36.10	46.00	-9.90	-	-	peak

802.11a(Worst case)			
Test Channel	5180MHz	Polarity:	Vertical



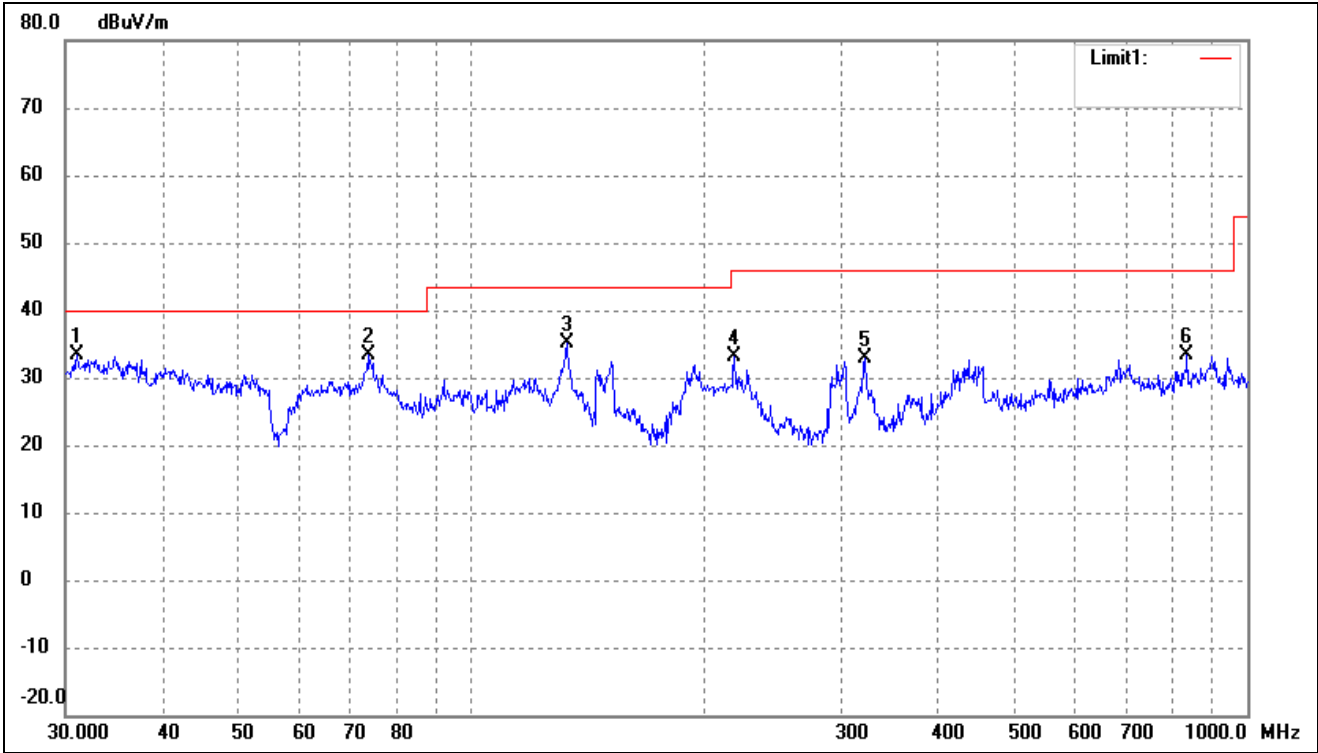
No.	Frequency (MHz)	Reading (dBuV/m)	Correct (dB/m)	Result (dBuV/m)	Limit (dBuV/m)	Margin (dB)	Degree ()	Height (cm)	Remark
1	30.2110	42.42	-9.41	33.01	40.00	-6.99	-	-	peak
2	51.6615	40.13	-7.20	32.93	40.00	-7.07	-	-	peak
3	69.3568	44.59	-10.07	34.52	40.00	-5.48	-	-	peak
4	132.6850	45.56	-11.66	33.90	43.50	-9.60	-	-	peak
5	193.0945	41.88	-9.93	31.95	43.50	-11.55	-	-	peak
6	684.7454	30.43	1.27	31.70	46.00	-14.30	-	-	peak

802.11a(Worst case)			
Test Channel	5200MHz	Polarity:	Horizontal



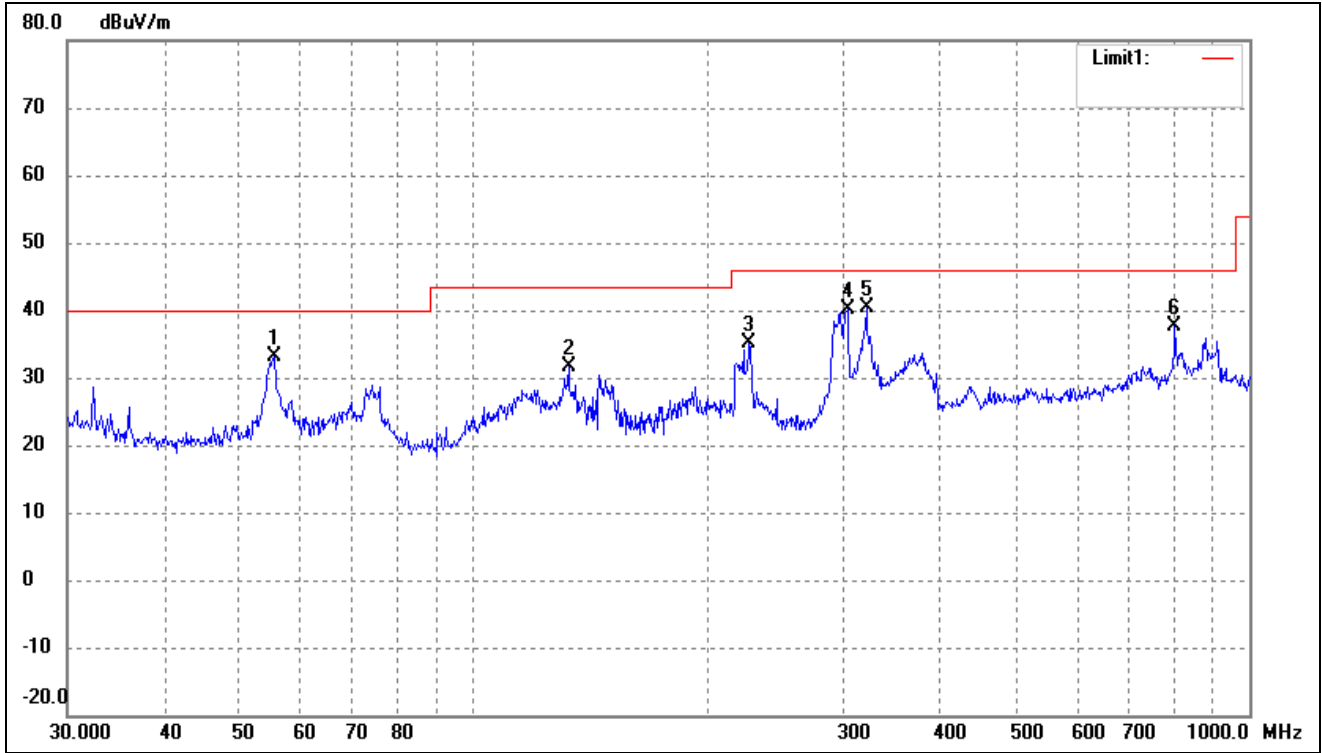
No.	Frequency (MHz)	Reading (dBuV/m)	Correct (dB/m)	Result (dBuV/m)	Limit (dBuV/m)	Margin (dB)	Degree ()	Height (cm)	Remark
1	55.0274	36.30	-7.69	28.61	40.00	-11.39	-	-	peak
2	148.4410	41.28	-12.55	28.73	43.50	-14.77	-	-	peak
3	226.0994	39.68	-8.98	30.70	46.00	-15.30	-	-	peak
4	302.4812	48.38	-6.89	41.49	46.00	-4.51	-	-	peak
5	374.6225	37.97	-4.66	33.31	46.00	-12.69	-	-	peak
6	875.2469	33.53	2.57	36.10	46.00	-9.90	-	-	peak

802.11a(Worst case)			
Test Channel	5200MHz	Polarity:	Vertical



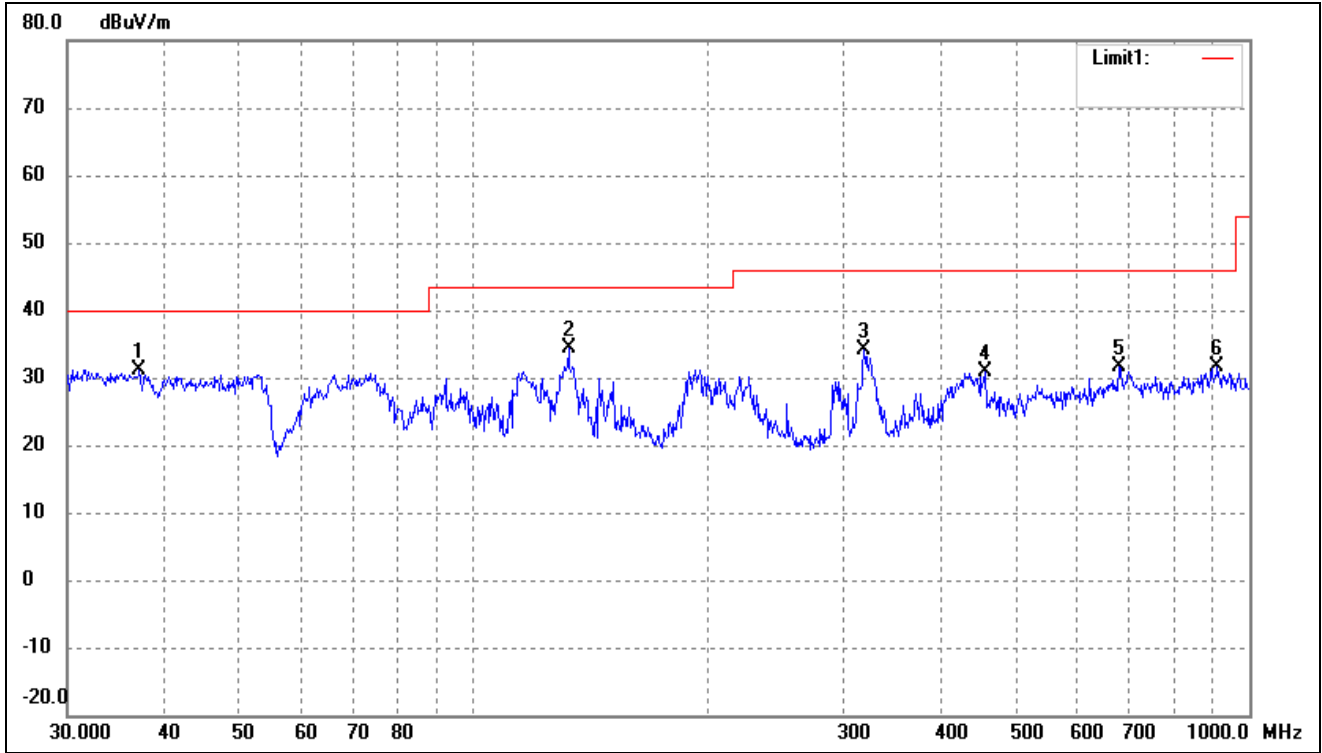
No.	Frequency (MHz)	Reading (dBuV/m)	Correct (dB/m)	Result (dBuV/m)	Limit (dBuV/m)	Margin (dB)	Degree ()	Height (cm)	Remark
1	31.0705	42.67	-9.19	33.48	40.00	-6.52	-	-	peak
2	73.6170	43.84	-10.38	33.46	40.00	-6.54	-	-	peak
3	132.6850	46.70	-11.66	35.04	43.50	-8.46	-	-	peak
4	218.3085	42.26	-9.20	33.06	46.00	-12.94	-	-	peak
5	321.0607	39.18	-6.30	32.88	46.00	-13.12	-	-	peak
6	836.2442	31.02	2.30	33.32	46.00	-12.68	-	-	peak

802.11a(Worst case)			
Test Channel	5240MHz	Polarity:	Horizontal



No.	Frequency (MHz)	Reading (dBuV/m)	Correct (dB/m)	Result (dBuV/m)	Limit (dBuV/m)	Margin (dB)	Degree ()	Height (cm)	Remark
1	55.4147	40.92	-7.75	33.17	40.00	-6.83	-	-	peak
2	132.6850	43.37	-11.66	31.71	43.50	-11.79	-	-	peak
3	226.8935	44.11	-8.96	35.15	46.00	-10.85	-	-	peak
4	303.5437	47.10	-6.85	40.25	46.00	-5.75	-	-	peak
5	321.0607	46.56	-6.30	40.26	46.00	-5.74	-	-	peak
6	801.7862	35.48	2.10	37.58	46.00	-8.42	-	-	peak

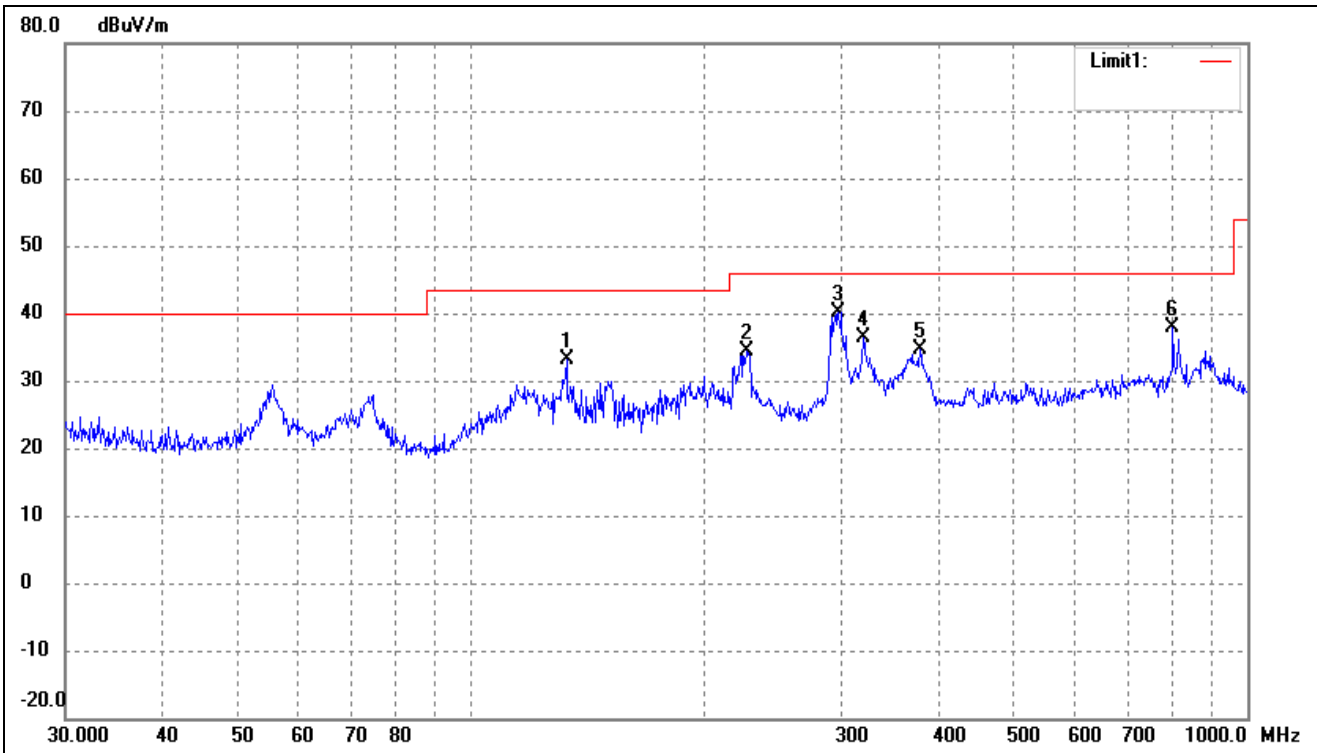
802.11a(Worst case)			
Test Channel	5240MHz	Polarity:	Vertical



No.	Frequency (MHz)	Reading (dBuV/m)	Correct (dB/m)	Result (dBuV/m)	Limit (dBuV/m)	Margin (dB)	Degree ()	Height (cm)	Remark
1	37.1550	38.92	-7.70	31.22	40.00	-8.78	-	-	peak
2	132.6850	45.93	-11.66	34.27	43.50	-9.23	-	-	peak
3	318.8170	40.42	-6.37	34.05	46.00	-11.95	-	-	peak
4	457.5072	33.25	-2.37	30.88	46.00	-15.12	-	-	peak
5	679.9600	30.36	1.23	31.59	46.00	-14.41	-	-	peak
6	909.6666	28.90	2.72	31.62	46.00	-14.38	-	-	peak

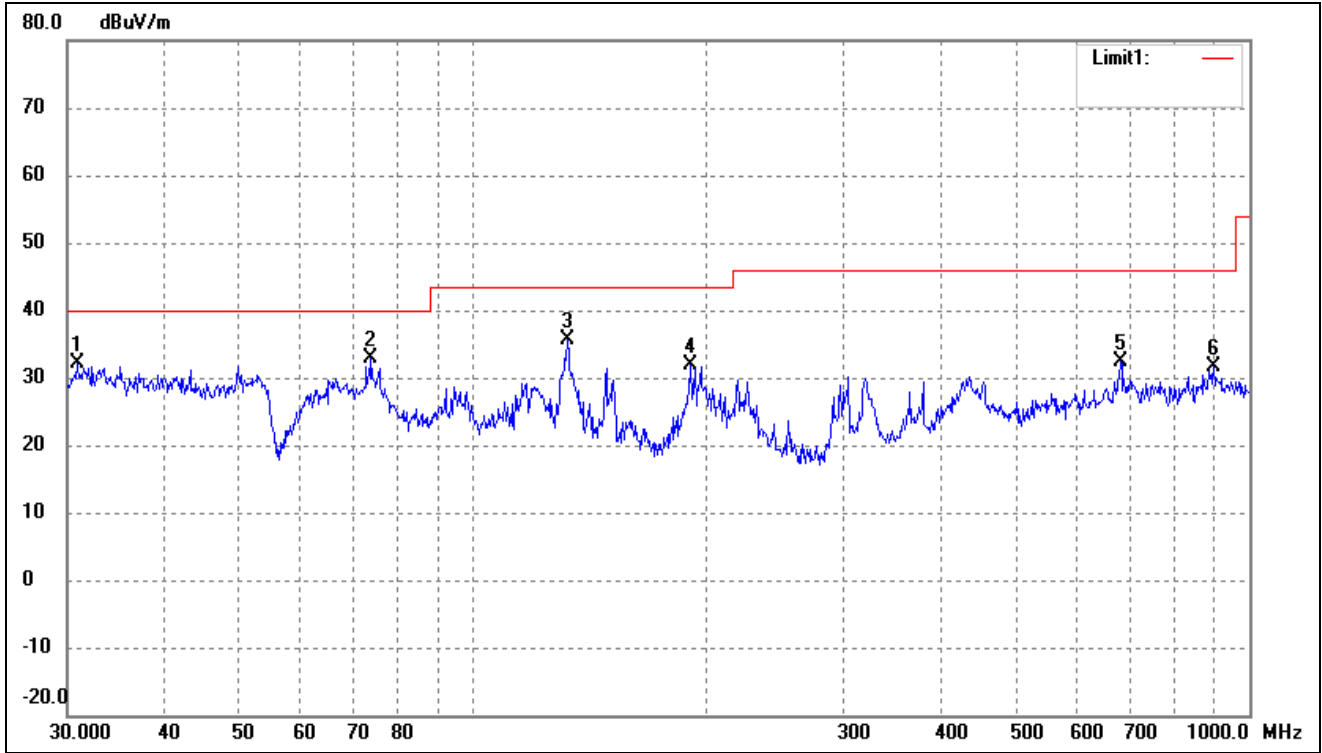
➤ 5725-5850MHz

802.11a(worst case)			
Test Channel	5745MHz	Polarity:	Horizontal



No.	Frequency (MHz)	Reading (dBuV/m)	Correct (dB/m)	Result (dBuV/m)	Limit (dBuV/m)	Margin (dB)	Degree ()	Height (cm)	Remark
1	132.6850	44.82	-11.66	33.16	43.50	-10.34	-	-	peak
2	226.0994	43.36	-8.98	34.38	46.00	-11.62	-	-	peak
3	297.2241	47.24	-7.03	40.21	46.00	-5.79	-	-	peak
4	319.9370	42.71	-6.34	36.37	46.00	-9.63	-	-	peak
5	378.5842	39.20	-4.54	34.66	46.00	-11.34	-	-	peak
6	801.7862	35.69	2.10	37.79	46.00	-8.21	-	-	peak

802.11a(worst case)			
Test Channel	5745MHz	Polarity:	Vertical



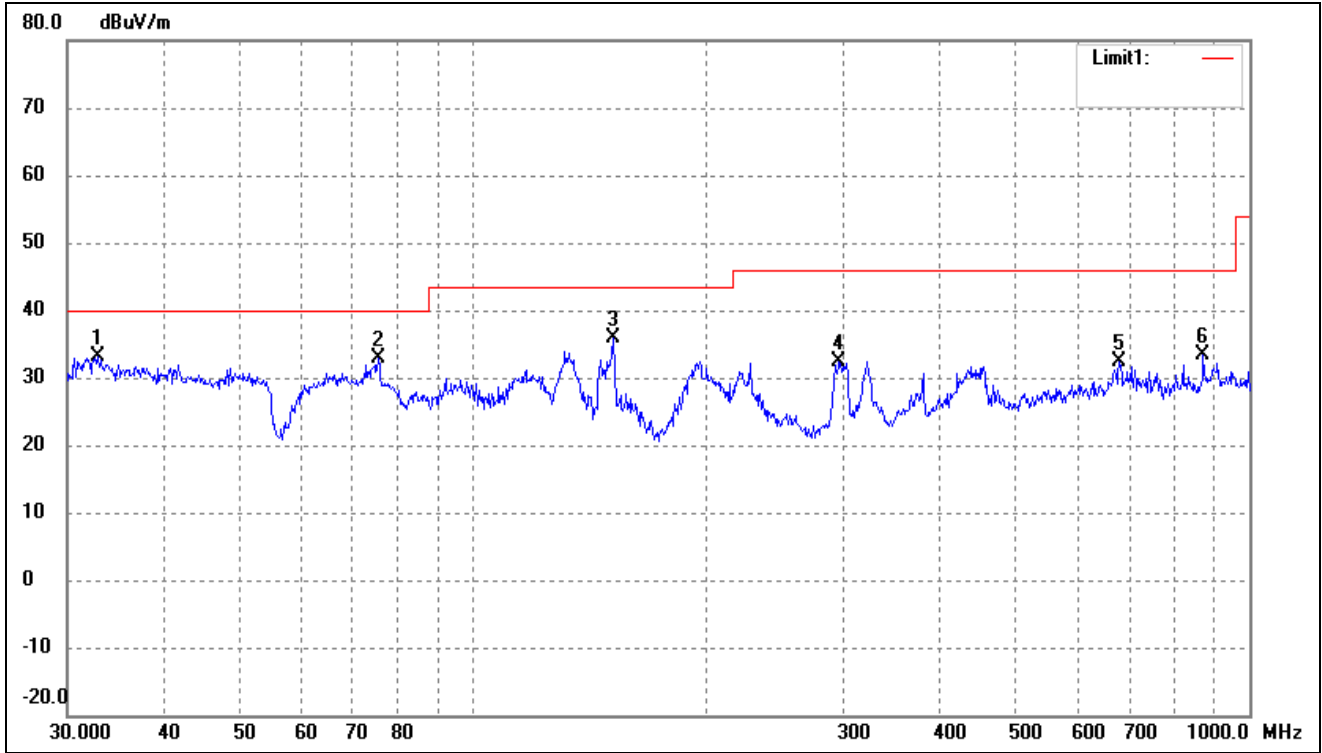
No.	Frequency (MHz)	Reading (dBuV/m)	Correct (dB/m)	Result (dBuV/m)	Limit (dBuV/m)	Margin (dB)	Degree ()	Height (cm)	Remark
1	30.8535	41.30	-9.24	32.06	40.00	-7.94	-	-	peak
2	73.8756	43.15	-10.39	32.76	40.00	-7.24	-	-	peak
3	132.2205	47.22	-11.62	35.60	43.50	-7.90	-	-	peak
4	190.4050	41.97	-10.03	31.94	43.50	-11.56	-	-	peak
5	682.3484	31.24	1.25	32.49	46.00	-13.51	-	-	peak
6	900.1473	29.00	2.75	31.75	46.00	-14.25	-	-	peak

802.11a(worst case)			
Test Channel	5785MHz	Polarity:	Horizontal



No.	Frequency (MHz)	Reading (dBuV/m)	Correct (dB/m)	Result (dBuV/m)	Limit (dBuV/m)	Margin (dB)	Degree ()	Height (cm)	Remark
1	54.6428	37.06	-7.64	29.42	40.00	-10.58	-	-	peak
2	217.5442	42.36	-9.21	33.15	46.00	-12.85	-	-	peak
3	301.4223	45.23	-6.91	38.32	46.00	-7.68	-	-	peak
4	377.2590	37.13	-4.58	32.55	46.00	-13.45	-	-	peak
5	801.7862	32.76	2.10	34.86	46.00	-11.14	-	-	peak
6	875.2469	30.19	2.57	32.76	46.00	-13.24	-	-	peak

802.11a(worst case)			
Test Channel	5785MHz	Polarity:	Vertical



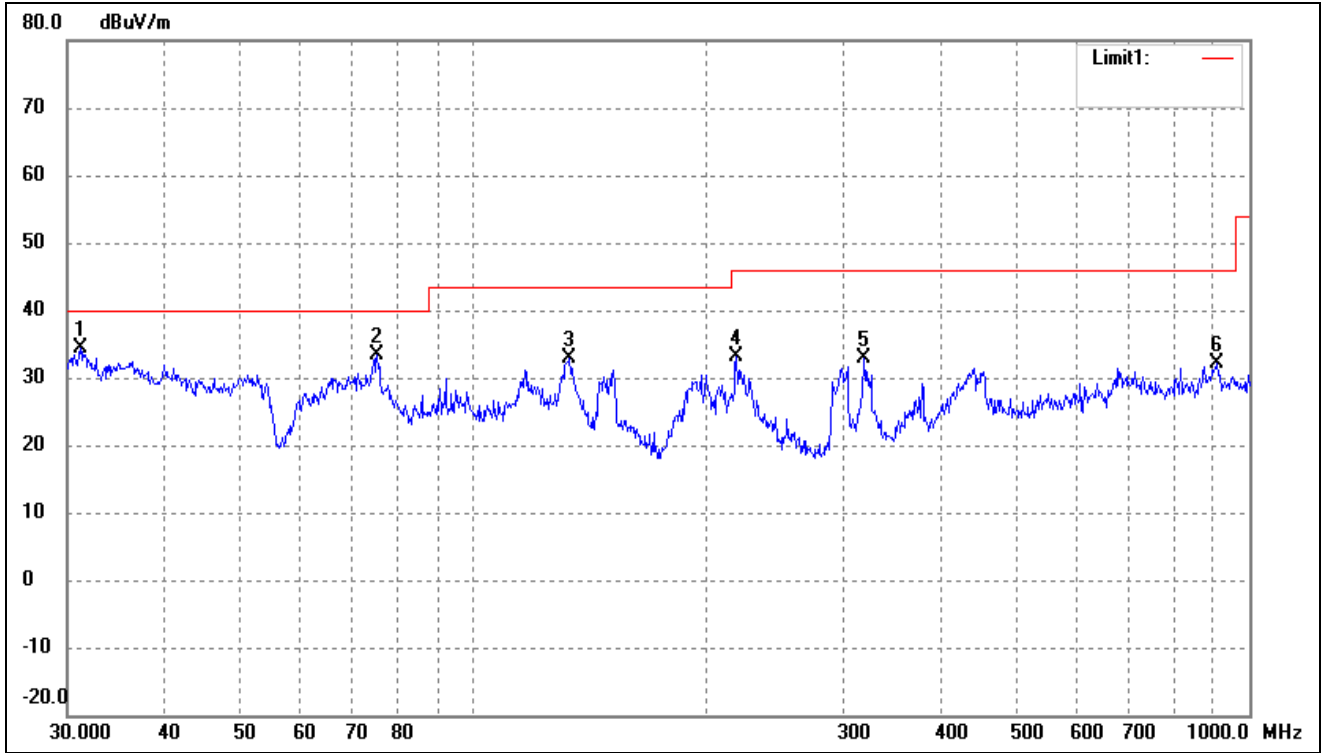
No.	Frequency (MHz)	Reading (dBuV/m)	Correct (dB/m)	Result (dBuV/m)	Limit (dBuV/m)	Margin (dB)	Degree ()	Height (cm)	Remark
1	32.8637	41.83	-8.75	33.08	40.00	-6.92	-	-	peak
2	75.4463	43.26	-10.48	32.78	40.00	-7.22	-	-	peak
3	151.5971	48.41	-12.54	35.87	43.50	-7.63	-	-	peak
4	296.1836	39.45	-7.06	32.39	46.00	-13.61	-	-	peak
5	679.9600	31.07	1.23	32.30	46.00	-13.70	-	-	peak
6	872.1832	30.72	2.55	33.27	46.00	-12.73	-	-	peak

802.11a(worst case)			
Test Channel	5825MHz	Polarity:	Horizontal



No.	Frequency (MHz)	Reading (dBuV/m)	Correct (dB/m)	Result (dBuV/m)	Limit (dBuV/m)	Margin (dB)	Degree ()	Height (cm)	Remark
1	75.4463	37.94	-10.48	27.46	40.00	-12.54	-	-	peak
2	218.3085	41.90	-9.20	32.70	46.00	-13.30	-	-	peak
3	297.2241	47.26	-7.03	40.23	46.00	-5.77	-	-	peak
4	319.9370	42.86	-6.34	36.52	46.00	-9.48	-	-	peak
5	369.4046	37.41	-4.81	32.60	46.00	-13.40	-	-	peak
6	824.5968	32.33	2.23	34.56	46.00	-11.44	-	-	peak

802.11a(worst case)			
Test Channel	5825MHz	Polarity:	Vertical

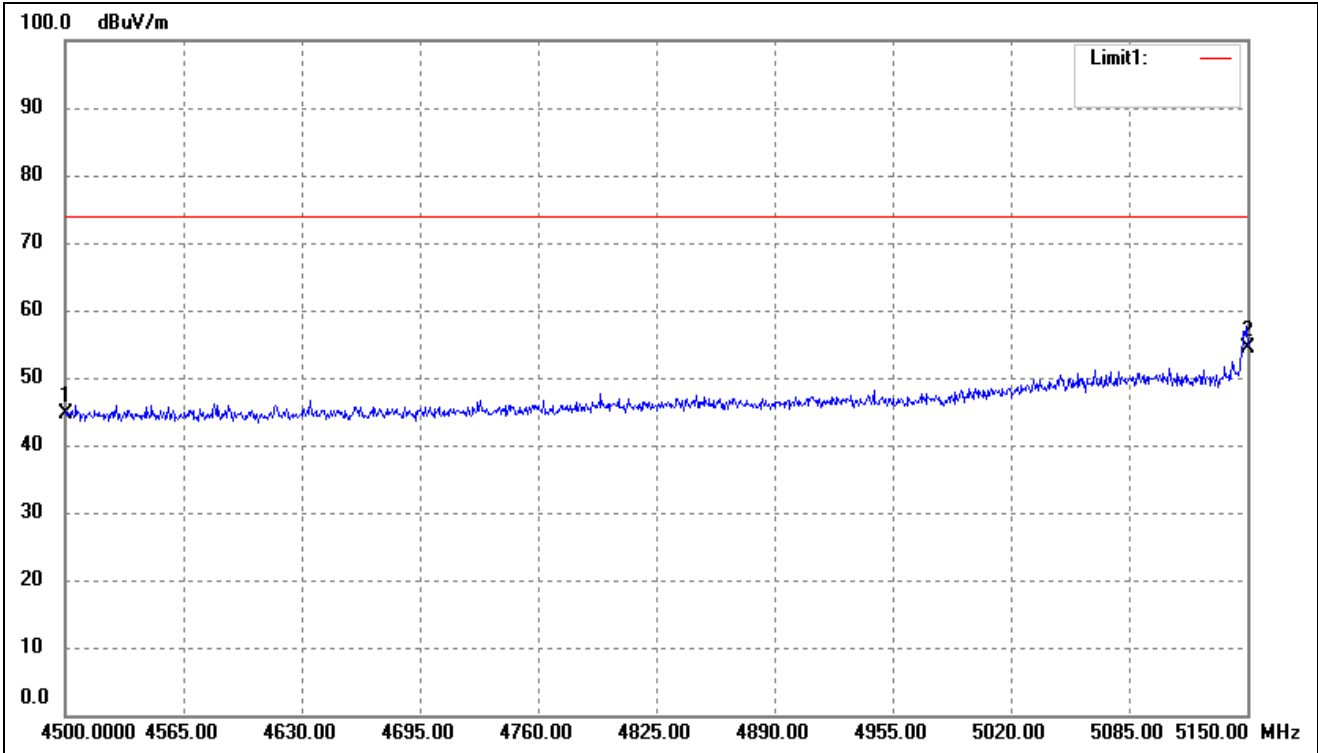


No.	Frequency (MHz)	Reading (dBuV/m)	Correct (dB/m)	Result (dBuV/m)	Limit (dBuV/m)	Margin (dB)	Degree ()	Height (cm)	Remark
1	31.1798	43.48	-9.16	34.32	40.00	-5.68	-	-	peak
2	75.1822	43.73	-10.46	33.27	40.00	-6.73	-	-	peak
3	133.1511	44.46	-11.69	32.77	43.50	-10.73	-	-	peak
4	218.3085	42.23	-9.20	33.03	46.00	-12.97	-	-	peak
5	318.8170	39.27	-6.37	32.90	46.00	-13.10	-	-	peak
6	909.6666	29.50	2.72	32.22	46.00	-13.78	-	-	peak

Remark: ‘-’Means’ the test Degree and Height are not recorded by the test software and only show the worst case in the test report.

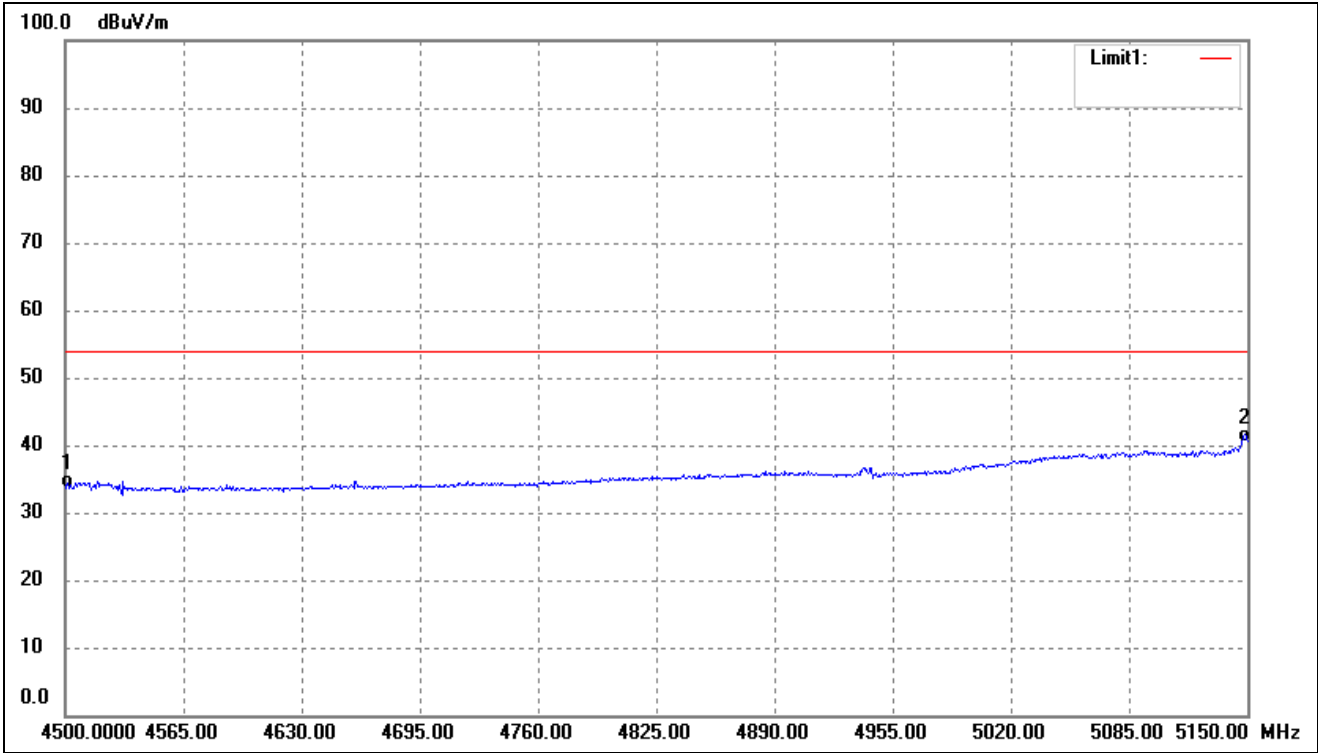
- Spurious Emission above 1GHz
- Antenna 0(worst case)

802.11a- Restricted Bandedge (worst case)			
Test Channel	band 4.50-5.15GHz	Polarity:	Horizontal (worst case)



No.	Frequency (MHz)	Reading (dBuV/m)	Correct (dB/m)	Result (dBuV/m)	Limit (dBuV/m)	Margin (dB)	Degree ()	Height (cm)	Remark
1	4500.000	51.65	-6.92	44.73	74.00	-29.27	-	-	peak
2	5150.000	59.77	-5.33	54.44	74.00	-19.56	-	-	peak

802.11a- Restricted Bandedge (worst case)			
Test Channel	band 4.50-5.15GHz	Polarity:	Horizontal (worst case)



No.	Frequency (MHz)	Reading (dBuV/m)	Correct (dB/m)	Result (dBuV/m)	Limit (dBuV/m)	Margin (dB)	Degree ()	Height (cm)	Remark
1	4500.000	40.51	-6.92	33.59	54.00	-20.41	-	-	AVG
2	5150.000	45.80	-5.33	40.47	54.00	-13.53	-	-	AVG

Note: The Restricted Bandedge was tested in Horizontal /Vertical and the worst case position data was reported.

Remark: ‘-’Means’ the test Degree and Height is not recorded by the test software and only show the worst case in the test report.

- For the frequency band 5.15-5.25GHz, 5.725-5.850GHz (802.11a)
- Antenna 0
- Harmonics And Spurious Emissions

Frequency	Reading	Correct	Result	Limit	Margin	Polar	Detector
(MHz)	(dBuV/m)	dB	(dBuV/m)	(dBuV/m)	(dB)	H/V	
Low Channel (5180MHz)							
10360	58.74	7.11	65.85	74.00	-8.15	H	PK
15540	39.39	8.22	47.61	54.00	-6.39	H	AV
10360	59.75	7.11	66.86	74.00	-7.14	V	PK
15540	36.47	8.22	44.69	54.00	-9.31	V	AV
Middle Channel (5200MHz)							
10400	54.44	7.22	61.66	74.00	-12.34	H	PK
15600	36.50	8.67	45.17	54.00	-8.83	H	AV
10400	52.79	7.22	60.01	74.00	-13.99	V	PK
15600	36.82	8.67	45.49	54.00	-8.51	V	AV
High Channel (5240MHz)							
10480	54.84	7.69	62.53	74.00	-11.47	H	PK
15720	36.70	8.93	45.63	54.00	-8.37	H	AV
10480	54.47	7.22	61.69	74.00	-12.31	V	PK
15720	39.05	8.67	47.72	54.00	-6.28	V	AV

Frequency	Reading	Correct	Result	Limit	Margin	Polar	Detector
(MHz)	(dBuV/m)	dB	(dBuV/m)	(dBuV/m)	(dB)	H/V	
Low Channel (5745MHz)							
11490	55.26	9.45	64.71	74.00	-9.29	H	PK
17235	33.18	10.36	43.54	54.00	-10.46	H	AV
11490	57.95	9.45	67.40	74.00	-6.60	V	PK
17235	37.63	10.36	47.99	54.00	-6.01	V	AV
Middle Channel (5785MHz)							
11570	56.38	9.62	66.00	74.00	-8.00	H	PK
17355	37.14	10.67	47.81	54.00	-6.19	H	AV
11570	57.50	9.62	67.12	74.00	-6.88	V	PK
17355	31.36	10.67	42.03	54.00	-11.97	V	AV
High Channel (5825MHz)							
11650	55.85	9.84	65.69	74.00	-8.31	H	PK
17475	35.74	10.95	46.69	54.00	-7.31	H	AV
11650	52.66	9.84	62.50	74.00	-11.50	V	PK
17475	34.00	10.95	44.95	54.00	-9.05	V	AV

➤ Out of Band edge for 5150-5250MHz

Test CH.	Test Segment	Result	Limit
	MHz	dBm/MHz	dBm/MHz
Lowest	Below 5150	-33.77	-27
Highest	Above 5350	-41.90	-27

Note: the data just list the worst cases

➤ Out of Band edge for 5725-5850MHz

Test CH.	Test Segment	Result	Limit
	MHz	dBm/MHz	dBm/MHz
Lowest	Below 5715	-39.59	-27
	5715 to 5725	-39.33	-17
Highest	5850 to 5860	-39.00	-17
	Above 5860	-46.44	-27

Note: the data just list the worst cases

- For the frequency band 5.15-5.25GHz5.725-5.850GHz (802.11n HT20)
- Harmonics And Spurious Emissions

Frequency	Reading	Correct	Result	Limit	Margin	Polar	Detector
(MHz)	(dBuV/m)	dB	(dBuV/m)	(dBuV/m)	(dB)	H/V	
Low Channel (5180MHz)							
10360	59.13	7.11	66.24	74.00	-7.76	H	PK
15540	38.63	8.22	46.85	54.00	-7.15	H	AV
10360	60.46	7.11	67.57	74.00	-6.43	V	PK
15540	36.58	8.22	44.80	54.00	-9.20	V	AV
Middle Channel (5200MHz)							
10400	58.42	7.22	65.64	74.00	-8.36	H	PK
15600	36.66	8.67	45.33	54.00	-8.67	H	AV
10400	58.29	7.22	65.51	74.00	-8.49	V	PK
15600	38.37	8.67	47.04	54.00	-6.96	V	AV
High Channel (5240MHz)							
10480	56.22	7.69	63.91	74.00	-10.09	H	PK
15720	33.98	8.93	42.91	54.00	-11.09	H	AV
10480	58.66	7.69	66.35	74.00	-7.65	V	PK
15720	39.06	8.93	47.99	54.00	-6.01	V	AV

Frequency	Reading	Correct	Result	Limit	Margin	Polar	Detector
(MHz)	(dBuV/m)	dB	(dBuV/m)	(dBuV/m)	(dB)	H/V	
Low Channel (5745MHz)							
11490	56.72	9.45	66.17	74.00	-7.83	H	PK
17235	36.24	10.36	46.60	54.00	-7.40	H	AV
11490	58.42	9.45	67.87	74.00	-6.13	V	PK
17235	35.54	10.36	45.90	54.00	-8.10	V	AV
Middle Channel (5785MHz)							
11570	58.96	9.62	68.58	74.00	-5.42	H	PK
17355	32.85	10.67	43.52	54.00	-10.48	H	AV
11570	57.62	9.62	67.24	74.00	-6.76	V	PK
17355	36.32	10.67	46.99	54.00	-7.01	V	AV
High Channel (5825MHz)							
11650	54.18	9.84	64.02	74.00	-9.98	H	PK
17475	33.16	10.95	44.11	54.00	-9.89	H	AV
11650	55.88	9.84	65.72	74.00	-8.28	V	PK
17475	38.75	10.95	49.70	54.00	-4.30	V	AV

➤ Out of Band edge 5150-5250MHz

Test CH.	Test Segment	Result	Limit
	MHz	dBm/MHz	dBm/MHz
Lowest	Below 5150	-31.80	-27
Highest	Above 5350	-41.52	-27

Note: the data just list the worst cases.

➤ Out of Band edge for 5725-5850MHz

Test CH.	Test Segment	Result	Limit
	MHz	dBm/MHz	dBm/MHz
Lowest	Below 5715	-44.40	-27
	5715 to 5725	-34.48	-17
Highest	5850 to 5860	-36.06	-17
	Above 5860	-40.01	-27

Note: the data just list the worst cases.

Note: this EUT was tested in the low, high channel and the worst case position data was reported.

- For the frequency band 5.15-5.25GHz, 5.725-5.850GHz (802.11n HT40)
- Harmonics And Spurious Emissions

Frequency	Reading	Correct	Result	Limit	Margin	Polar	Detector
(MHz)	(dBuV/m)	dB	(dBuV/m)	(dBuV/m)	(dB)	H/V	
Low Channel (5190MHz)							
10380	58.97	7.25	66.22	74.00	-7.78	H	PK
15570	35.62	8.33	43.95	54.00	-10.05	H	AV
10380	61.02	7.25	68.27	74.00	-5.73	V	PK
15570	36.47	8.33	44.80	54.00	-9.20	V	AV
High Channel (5230MHz)							
10460	58.32	7.54	65.86	74.00	-8.14	H	PK
15690	36.51	8.86	45.37	54.00	-8.63	H	AV
10460	59.92	7.54	67.46	74.00	-6.54	V	PK
15690	36.20	8.86	45.06	54.00	-8.94	V	AV

Frequency	Reading	Correct	Result	Limit	Margin	Polar	Detector
(MHz)	(dBuV/m)	dB	(dBuV/m)	(dBuV/m)	(dB)	H/V	
Low Channel (5755MHz)							
11510	57.53	9.65	67.18	74.00	-6.82	H	PK
17265	34.65	10.87	45.52	54.00	-8.48	H	AV
11510	54.72	9.65	64.37	74.00	-9.63	V	PK
17265	35.21	10.87	46.08	54.00	-7.92	V	AV
High Channel (5795MHz)							
11590	54.95	9.81	64.76	74.00	-9.24	H	PK
17385	33.70	10.89	44.59	54.00	-9.41	H	AV
11590	57.54	9.81	67.35	74.00	-6.65	V	PK
17385	35.64	10.89	46.53	54.00	-7.47	V	AV

➤ Out of Band edge for 5150-5250MHz

Test CH.	Test Segment	Result	Limit
	MHz	dBm/MHz	dBm/MHz
Lowest	Below 5150	-34.93	-27
Highest	Above 5350	-41.94	-27

Note: the data just list the worst cases.

➤ Out of Band edge for 5725-5850MHz

Test CH.	Test Segment	Result	Limit
	MHz	dBm/MHz	dBm/MHz
Lowest	Below 5715	-40.61	-27
	5715 to 5725	-40.29	-17
Highest	5850 to 5860	-42.95	-17
	Above 5860	-45.72	-27

Note: the data just list the worst cases.

- For the frequency band 5.15-5.25GHz, 5.725-5.850GHz (802.11ac VH80)
- Harmonics And Spurious Emissions

Frequency	Reading	Correct	Result	Limit	Margin	Polar	Detector
(MHz)	(dBuV/m)	dB	(dBuV/m)	(dBuV/m)	(dB)	H/V	
5210MHz							
10420	60.83	7.33	68.16	74.00	-5.84	H	PK
15630	37.49	8.75	46.24	54.00	-7.76	H	AV
10420	55.61	7.33	62.94	74.00	-11.06	V	PK
15630	34.09	8.75	42.84	54.00	-11.16	V	AV

Frequency	Reading	Correct	Result	Limit	Margin	Polar	Detector
(MHz)	(dBuV/m)	dB	(dBuV/m)	(dBuV/m)	(dB)	H/V	
5775MHz							
11550	55.47	9.54	65.01	74.00	-8.99	H	PK
17325	37.51	10.59	48.10	54.00	-5.90	H	AV
11550	54.38	9.54	63.92	74.00	-10.08	V	PK
17325	33.13	10.59	43.72	54.00	-10.28	V	AV

- Out of Band edge for 5150-5250MHz

Test CH.	Test Segment	Result	Limit
	MHz	dBm/MHz	dBm/MHz
Lowest	Below 5150	-33.51	-27
Highest	Above 5350	-35.81	-27

Note: the data just list the worst cases.

- Out of Band edge for 5725-5850MHz

Test CH.	Test Segment	Result	Limit
	MHz	dBm/MHz	dBm/MHz
Lowest	Below 5715	-46.75	-27
	5715 to 5725	-31.48	-17
Highest	5850 to 5860	-26.73	-17
	Above 5860	-39.95	-27

Note: the data just list the worst cases.

Note: Testing is carried out with frequency rang 9kHz to the tenth harmonics, other than listed in the table above are attenuated more than 20dB below the permissible limits or the field strength is too small to be measured.

9. Frequency Stability

9.1 Standard Applicable

According to §15.407(g), manufacturers of U-NII devices are responsible for ensuring frequency stability such that an emission is maintained within the band of operation under all conditions of normal operation as specified in the users manual.

9.2 Test Procedure

According to §2.1055, the following test procedure was performed.

The Frequency Stability is measured directly with a Frequency Domain Analyzer. Frequency Deviation in ppm is calculated from the measured peak to peak value.

The Carrier Frequency Stability over Power Supply Voltage and over Temperature is measured with a Frequency Domain Analyzer in histogram mode.

9.3 Summary of Test Results/Plots

Please refer to Appendix D

10 Conducted Emissions

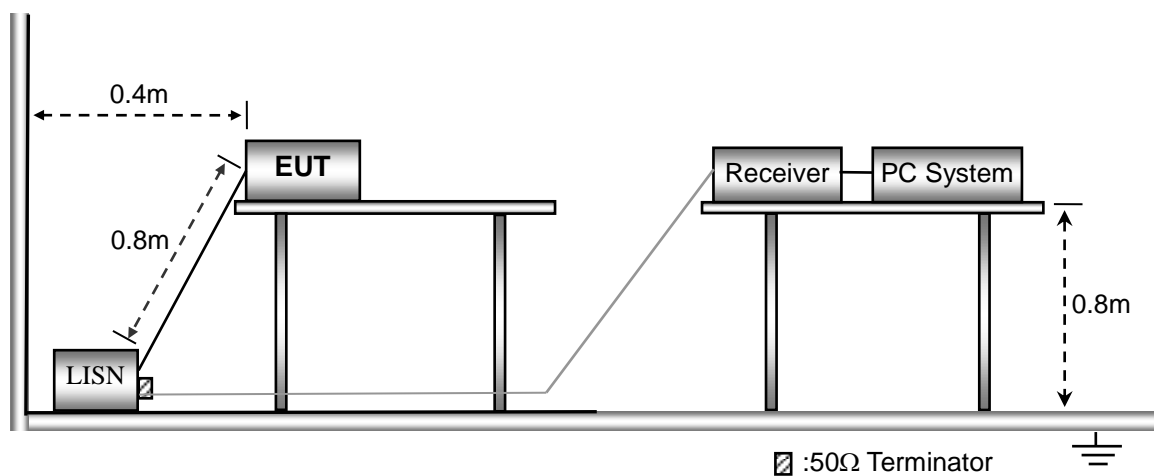
10.1 Test Procedure

The setup of EUT is according with per ANSI C63.10-2013 measurement procedure. The specification used was with the FCC Part 15.207 Limit.

The external I/O cables were draped along the test table and formed a bundle 30 to 40cm long in the middle.

The spacing between the peripherals was 10cm.

10.2 Basic Test Setup Block Diagram



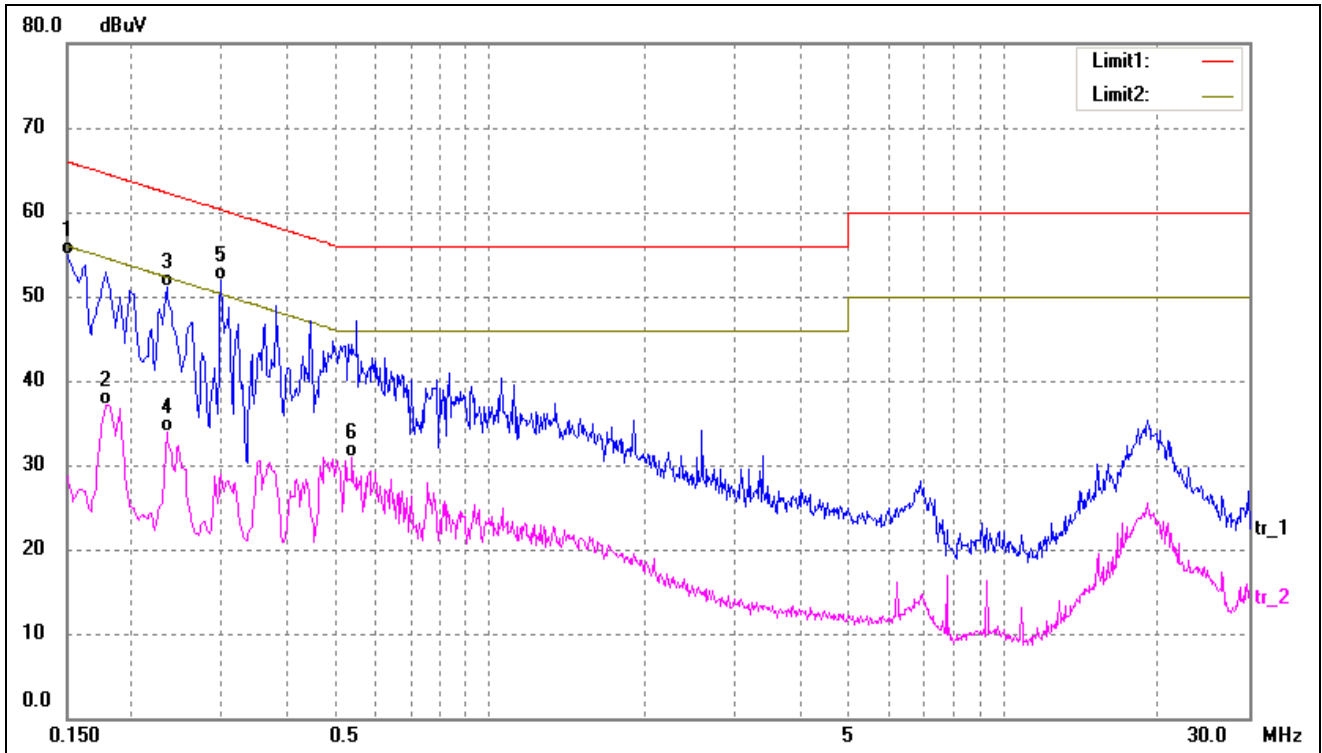
10.3 Test Receiver Setup

During the conducted emission test, the test receiver was set with the following configurations:

Start Frequency	150kHz
Stop Frequency	30MHz
Sweep Speed	Auto
IF Bandwidth.....	10kHz
Quasi-Peak Adapter Bandwidth	9kHz
Quasi-Peak Adapter Mode	Normal

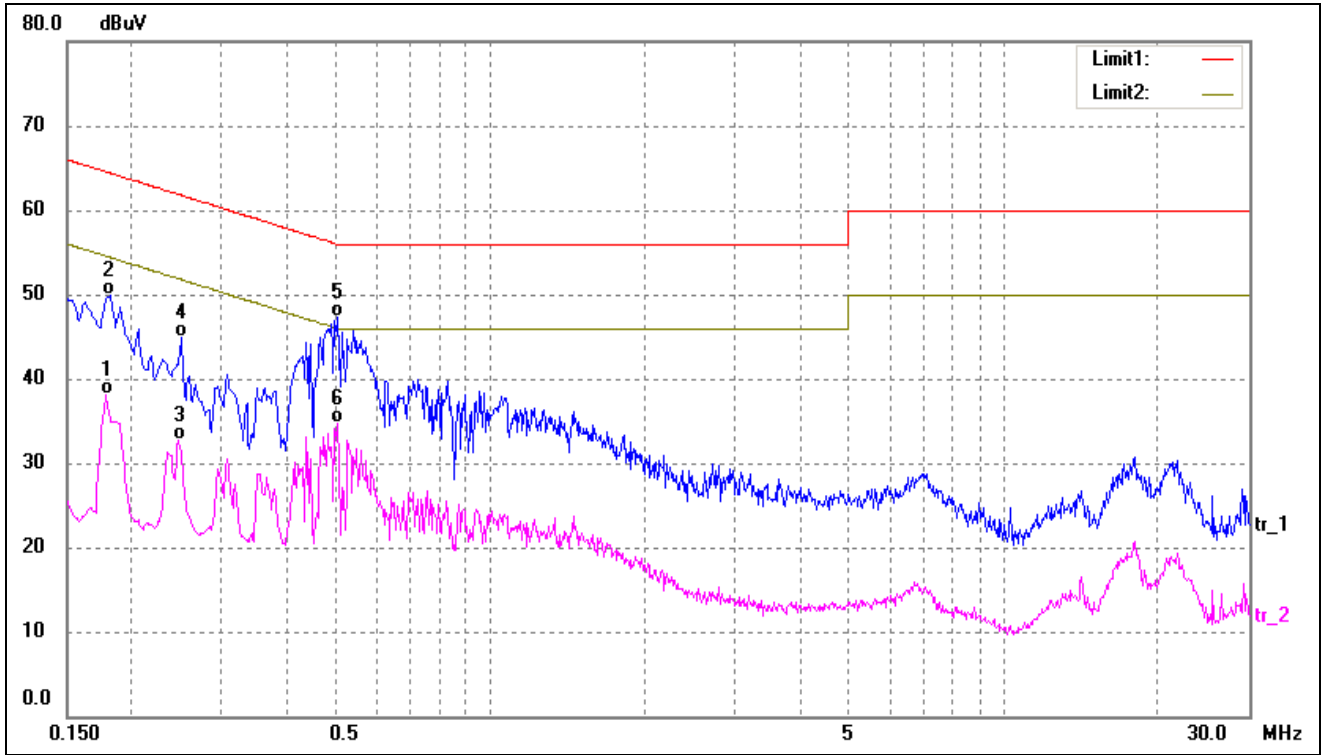
10.4 Summary of Test Results/Plots

Test Mode	Communication	AC120V 60Hz	Polarity:	Neutral
-----------	---------------	-------------	-----------	---------



No.	Frequency (MHz)	Reading (dBuV)	Correct (dB)	Result (dBuV)	Limit (dBuV)	Margin (dB)	Detector
1	0.1499	44.65	10.25	54.90	66.00	-11.10	QP
2	0.1779	26.88	10.26	37.14	54.58	-17.44	AVG
3	0.2340	40.81	10.26	51.07	62.30	-11.23	QP
4	0.2340	23.62	10.26	33.88	52.30	-18.42	AVG
5*	0.2979	41.65	10.24	51.89	60.30	-8.41	QP
6	0.5380	20.66	10.21	30.87	46.00	-15.13	AVG

Test Mode	Communication	AC120V 60Hz	Polarity:	Line
-----------	---------------	-------------	-----------	------



No.	Frequency (MHz)	Reading (dBuV)	Correct (dB)	Result (dBuV)	Limit (dBuV)	Margin (dB)	Detector
1	0.1780	27.81	10.26	38.07	54.57	-16.50	AVG
2	0.1819	39.62	10.26	49.88	64.39	-14.51	QP
3	0.2460	22.37	10.26	32.63	51.89	-19.26	AVG
4	0.2500	34.69	10.26	44.95	61.75	-16.80	QP
5*	0.5060	37.00	10.22	47.22	56.00	-8.78	QP
6	0.5060	24.42	10.22	34.64	46.00	-11.36	AVG

APPENDIX SUMMARY

Project No.	WTH21X09095880W	Test Engineer	Dashan
Start date	2021/9/14	Finish date	2021/9/16
Temperature	24°C	Humidity	47%
RF specifications	U-NII		

APPENDIX	Description of Test Item	Result
A	Power Spectral Density	Compliant
B	Emission Bandwidth and Occupied Bandwidth	Compliant
C	Maximum Conducted Output Power	Compliant
D	Frequency Stability	Compliant

APPENDIX A

Power Spectral Density					
U-NII-1:5150-5250MHz					
Operating mode	Test Channel	ANT 0 dBm/MHz	ANT 1 dBm/MHz	Total dBm/MHz	Limit (dBm/MHz)
802.11a	5180	5.839	5.179	/	11
	5200	5.690	5.056	/	11
	5240	5.893	5.509	/	11
802.11n-HT20	5180	5.263	4.749	8.02	11
	5200	5.536	4.430	8.03	11
	5240	5.413	5.097	8.27	11
802.11n-HT40	5190	0.993	-0.363	3.38	11
	5230	1.133	-0.020	3.60	11
802.11ac-HT80	5210	-4.046	-4.949	-1.46	11

Power Spectral Density							
U-NII-3: 5725-5850MHz							
Operating mode	Test Channel	ANT 0 dBm/300kHz	ANT 1 dBm/300kHz	Factor	ANT 0 dBm/500kHz*	ANT 1 dBm/500kHz*	Limit dBm/500kHz
802.11a	5745	1.095	0.744	2.22	3.315	2.964	30
	5785	1.043	0.696	2.22	3.263	2.916	30
	5825	1.052	3.855	2.22	3.272	6.075	30

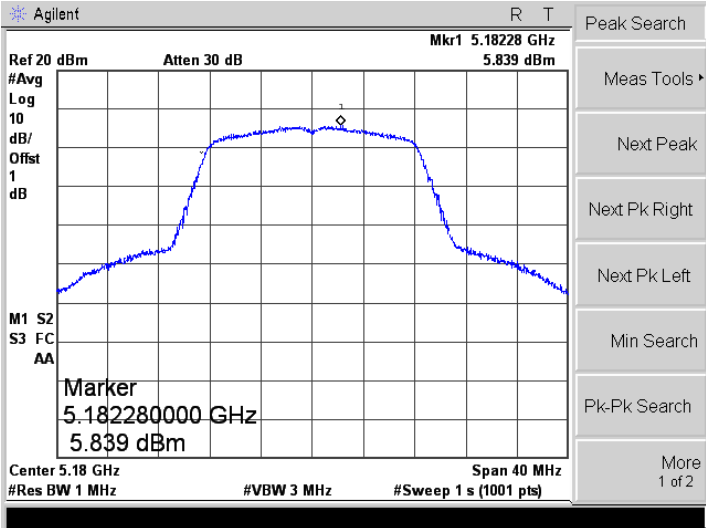
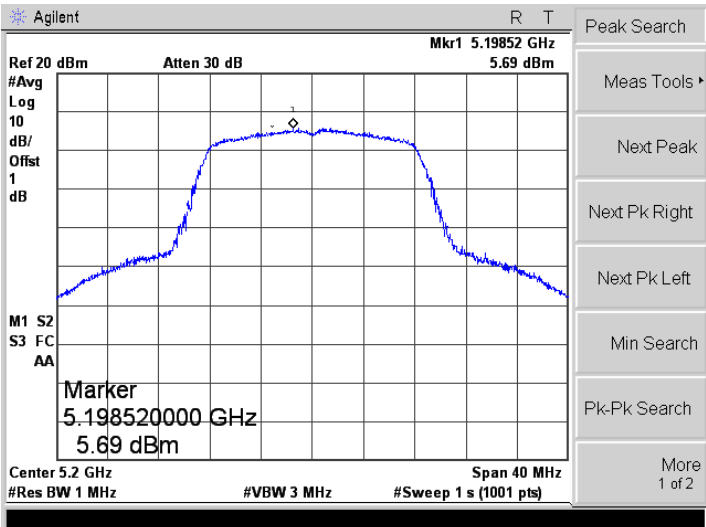
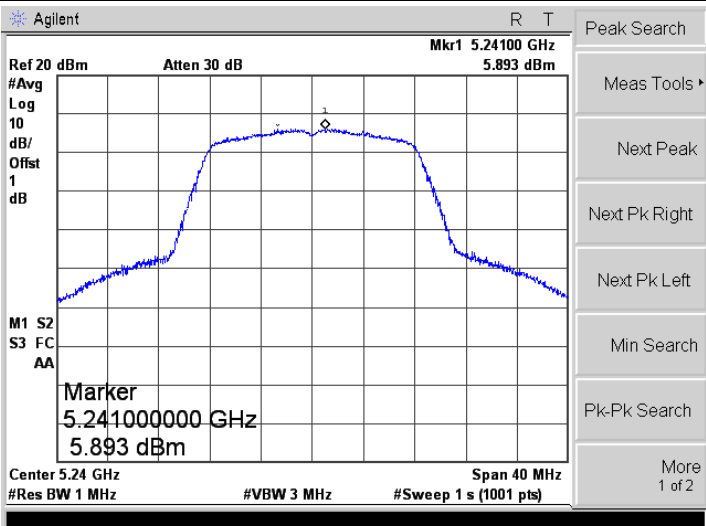
*Note: Maximum PSD=PSD(dBm/300kHz)+10log(500kHz/300kHz)=2.22

Power Spectral Density							
U-NII-3: 5725-5850MHz							
Operating mode	Test Channel	ANT 0 dBm/300kHz	ANT 1 dBm/300kHz	Factor	Total dBm/500kHz*	Limit dBm/500kHz	
802.11n-HT20	5745	0.407	-0.390	2.22	5.26	30	
	5785	0.348	-0.048	2.22	5.38	30	
	5825	0.261	-0.170	2.22	5.28	30	
802.11n HT40	5755	-4.600	-4.045	2.22	0.92	30	
	5795	-4.624	-4.799	2.22	0.52	30	
802.11ac VH80	5775	-8.435	-8.774	2.22	-3.37	30	

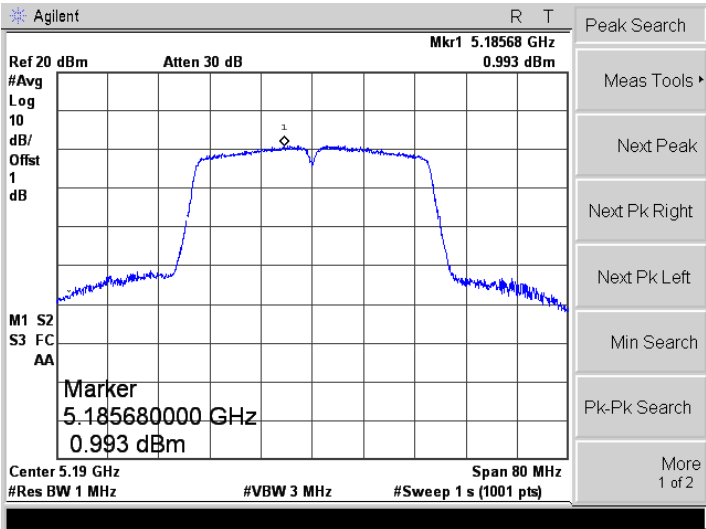
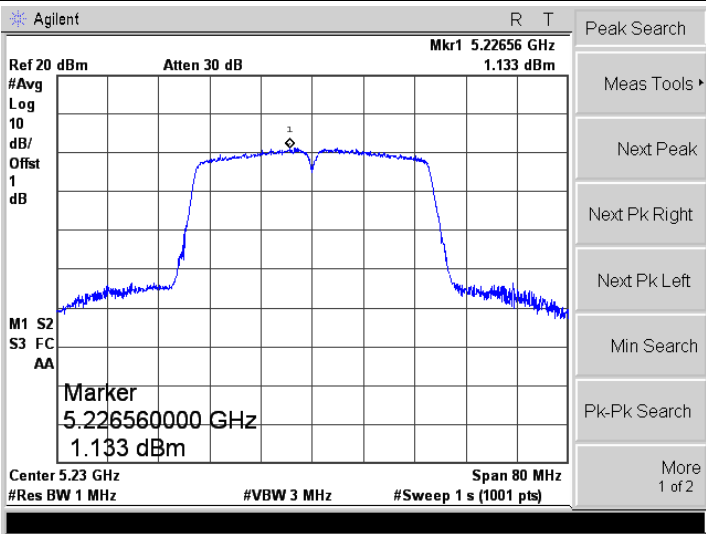
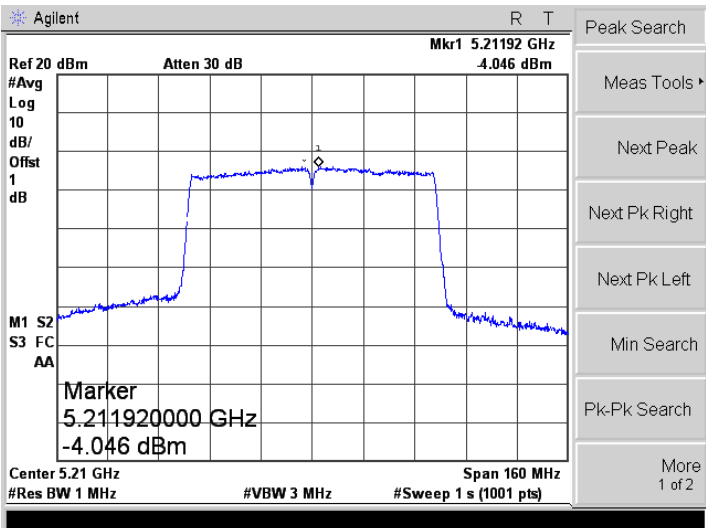
*Note: Maximum PSD=PSD(dBm/300kHz)+10log(500kHz/300kHz)=2.22

ANT 0

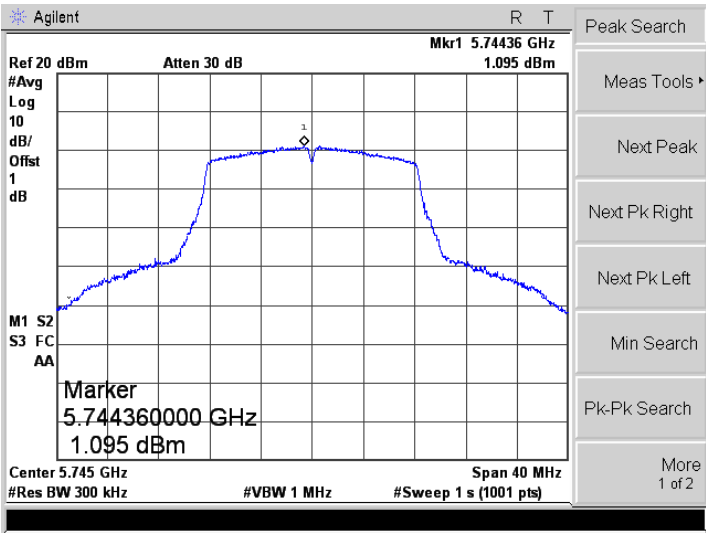
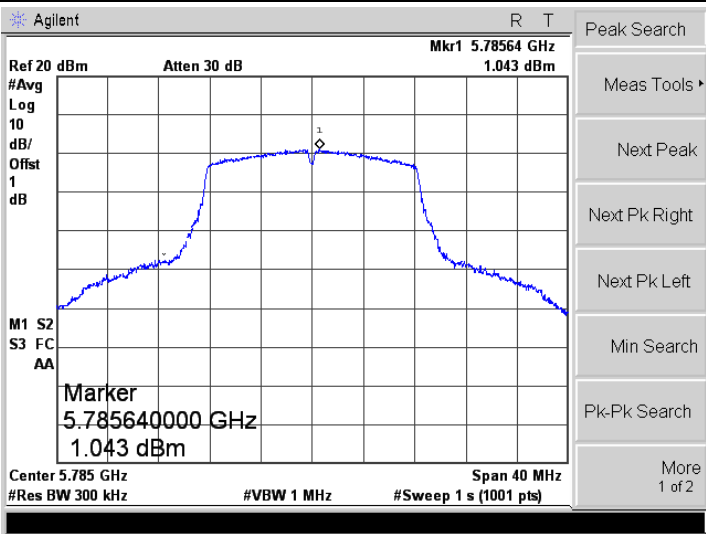
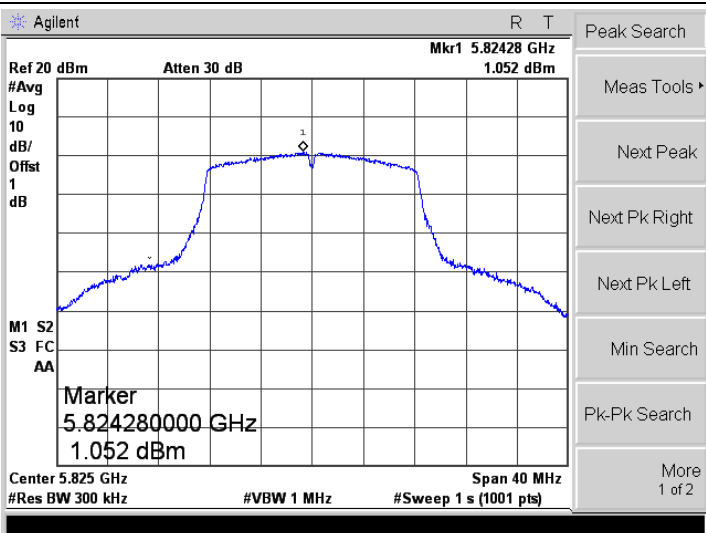
5150-5250MHz

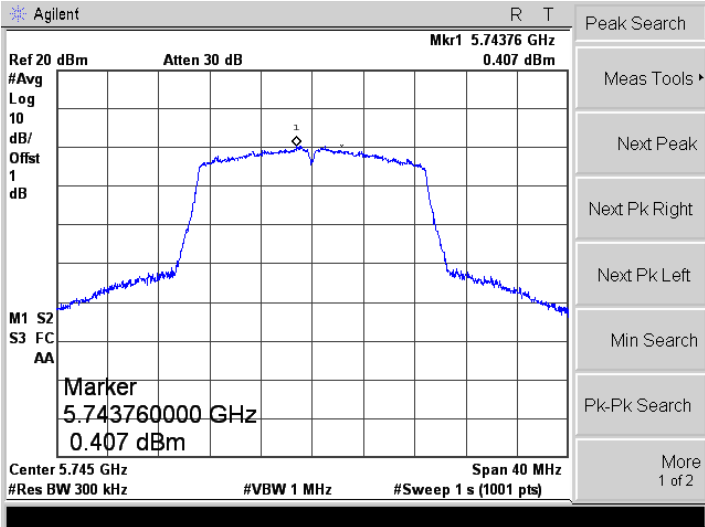
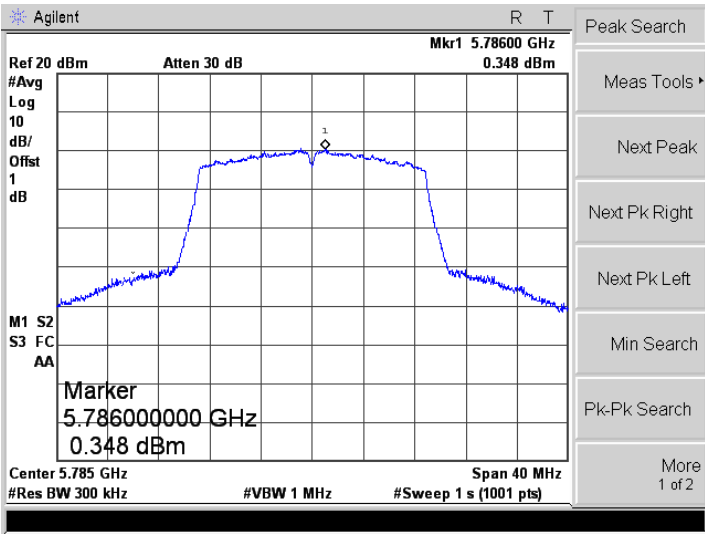
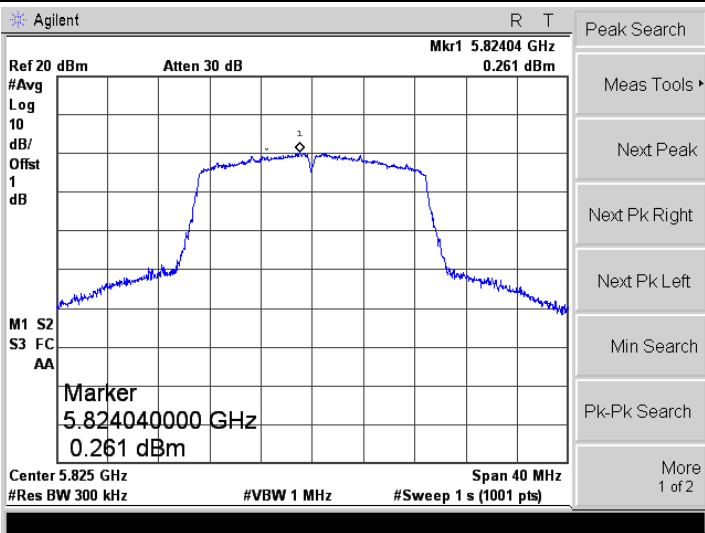
<p>802.11a-Low</p>	
<p>802.11a-Middle</p>	
<p>802.11a-High</p>	

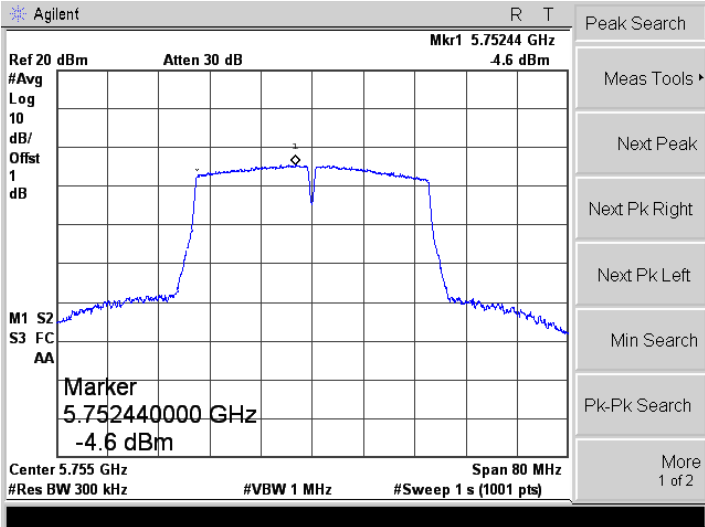
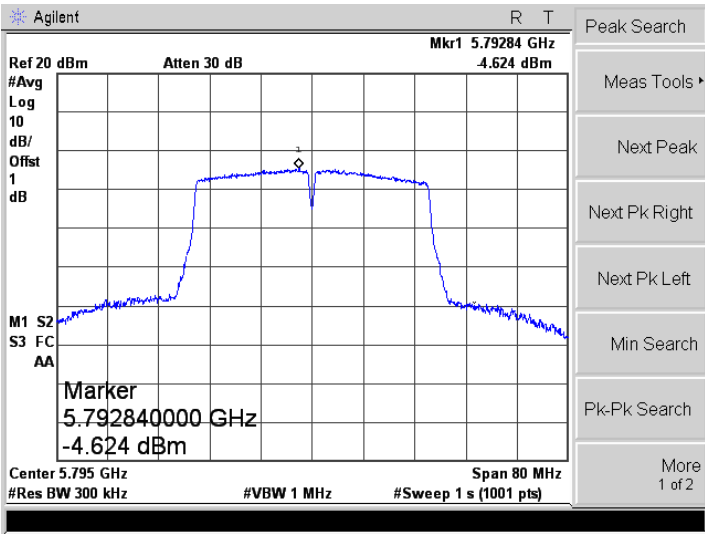
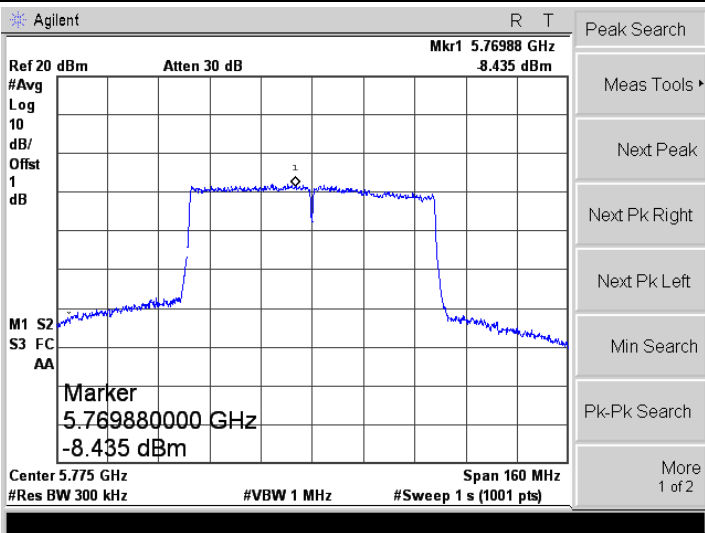
<p>802.11n-HT20-Low</p>	<p>Agilent R T Ref 20 dBm Atten 30 dB Mkr1 5.17840 GHz #Avg 10 Log dB/Offst 1 dB M1 S2 S3 FC AA Marker 5.17840000 GHz 5.263 dBm Center 5.18 GHz Span 40 MHz #Res BW 1 MHz #VBW 3 MHz #Sweep 1 s (1001 pts)</p>
<p>802.11n-HT20-Middle</p>	<p>Agilent R T Ref 20 dBm Atten 30 dB Mkr1 5.19896 GHz #Avg 10 Log dB/Offst 1 dB M1 S2 S3 FC AA Marker 5.19896000 GHz 5.536 dBm Center 5.2 GHz Span 40 MHz #Res BW 1 MHz #VBW 3 MHz #Sweep 1 s (1001 pts)</p>
<p>802.11n-HT20-High</p>	<p>Agilent R T Ref 20 dBm Atten 30 dB Mkr1 5.23892 GHz #Avg 10 Log dB/Offst 1 dB M1 S2 S3 FC AA Marker 5.23892000 GHz 5.413 dBm Center 5.24 GHz Span 40 MHz #Res BW 1 MHz #VBW 3 MHz #Sweep 1 s (1001 pts)</p>

<p>802.11n-HT40-Low</p>	
<p>802.11n-HT40-High</p>	
<p>802.11ac-HT80</p>	

5725-5850MHz

<p>802.11a-Low</p>	
<p>802.11a-Middle</p>	
<p>802.11a-High</p>	

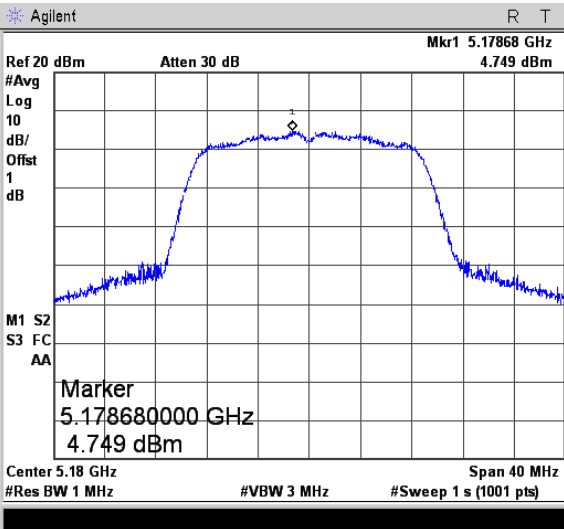
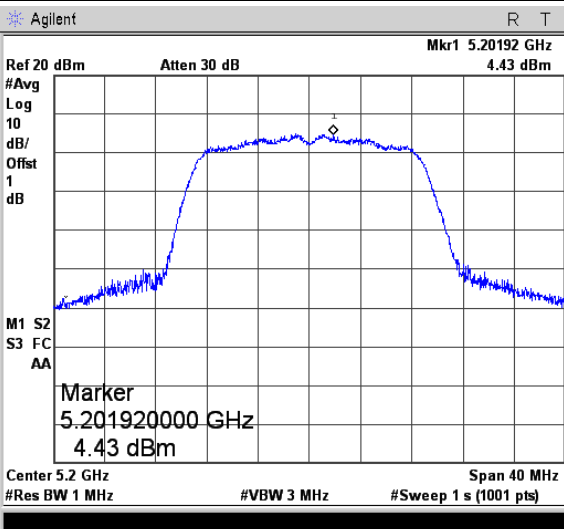
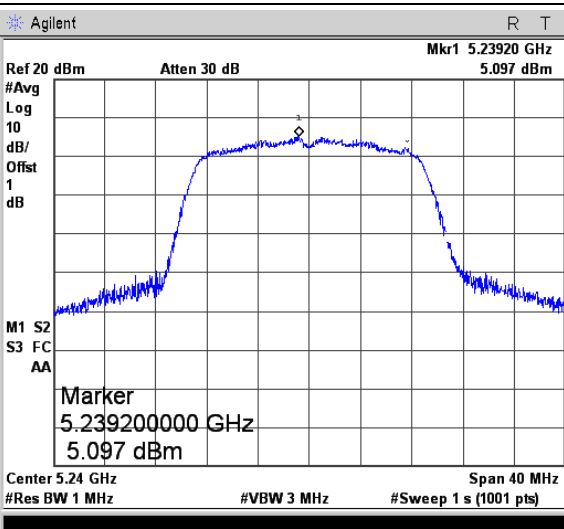
<p>802.11n-HT20-Low</p>	
<p>802.11n-HT20-Middle</p>	
<p>802.11n-HT20-High</p>	

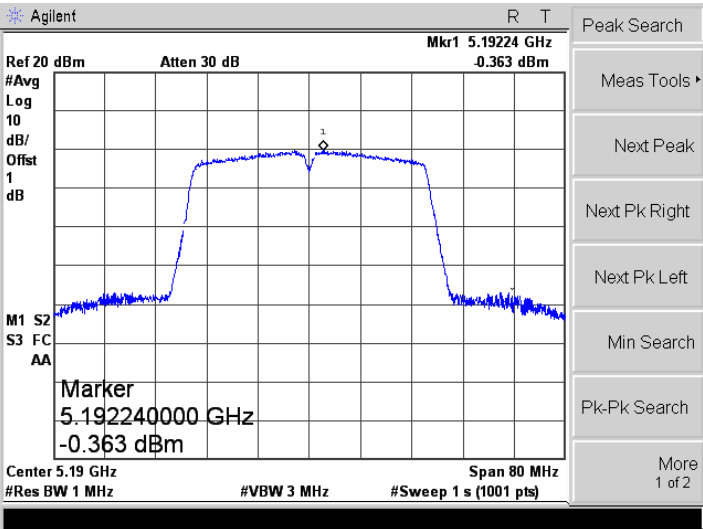
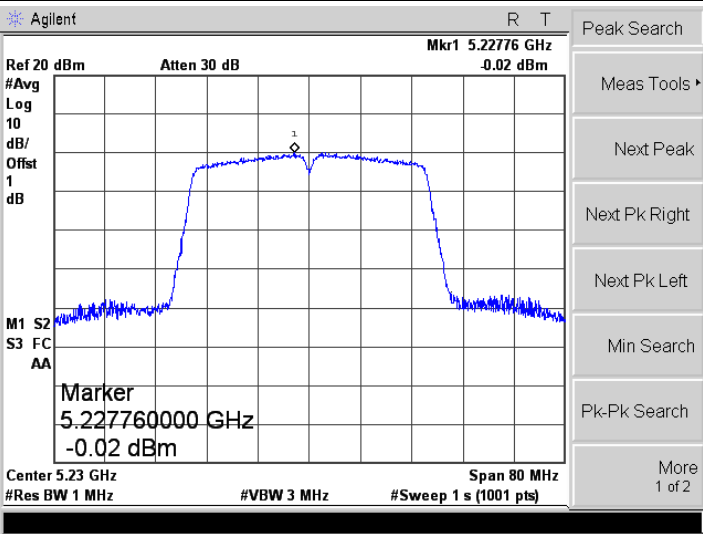
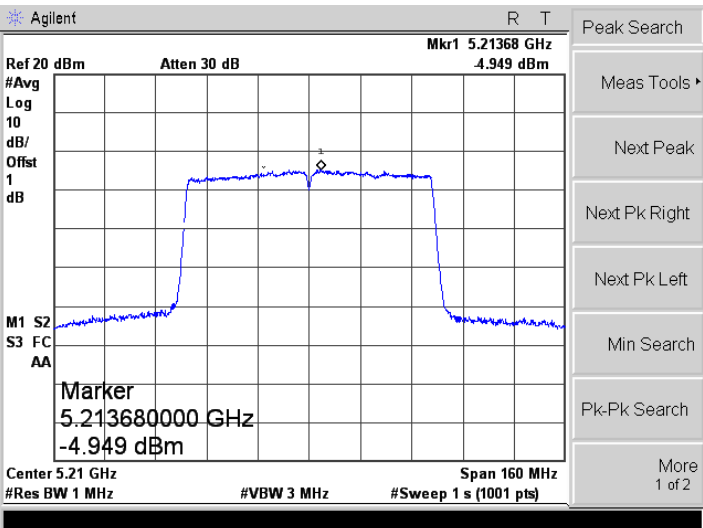
<p>802.11n-HT40-Low</p>	 <p>Agilent R T Ref 20 dBm Atten 30 dB Mkr1 5.75244 GHz -4.6 dBm #Avg 10 Log dB/ Offst 1 dB M1 S2 S3 FC AA Marker 5.752440000 GHz -4.6 dBm Center 5.755 GHz Span 80 MHz #Res BW 300 kHz #VBW 1 MHz #Sweep 1 s (1001 pts)</p>
<p>802.11n-HT40-High</p>	 <p>Agilent R T Ref 20 dBm Atten 30 dB Mkr1 5.79284 GHz -4.624 dBm #Avg 10 Log dB/ Offst 1 dB M1 S2 S3 FC AA Marker 5.792840000 GHz -4.624 dBm Center 5.795 GHz Span 80 MHz #Res BW 300 kHz #VBW 1 MHz #Sweep 1 s (1001 pts)</p>
<p>802.11ac-HT80</p>	 <p>Agilent R T Ref 20 dBm Atten 30 dB Mkr1 5.76988 GHz -8.435 dBm #Avg 10 Log dB/ Offst 1 dB M1 S2 S3 FC AA Marker 5.769880000 GHz -8.435 dBm Center 5.775 GHz Span 160 MHz #Res BW 300 kHz #VBW 1 MHz #Sweep 1 s (1001 pts)</p>

ANT 1

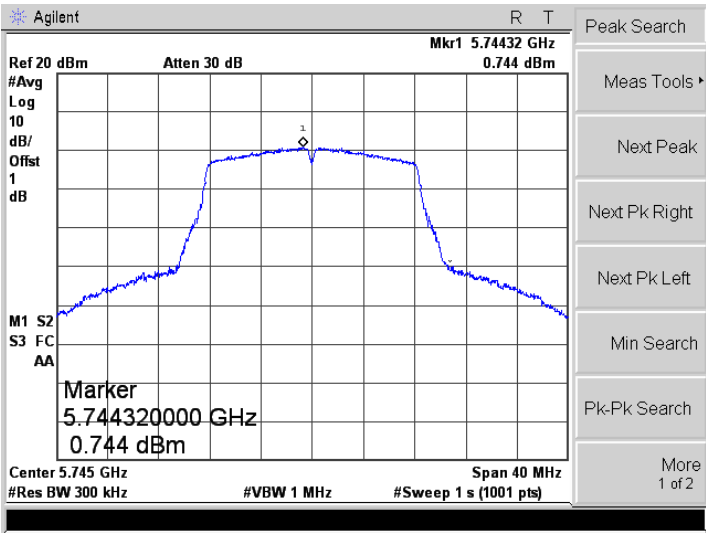
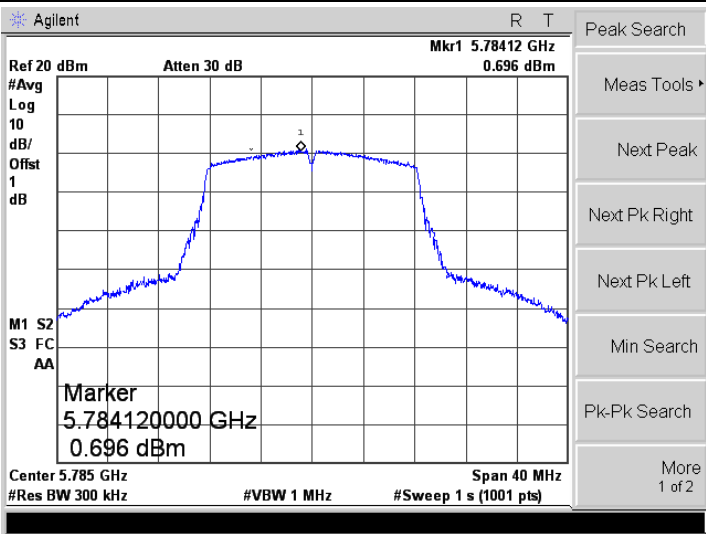
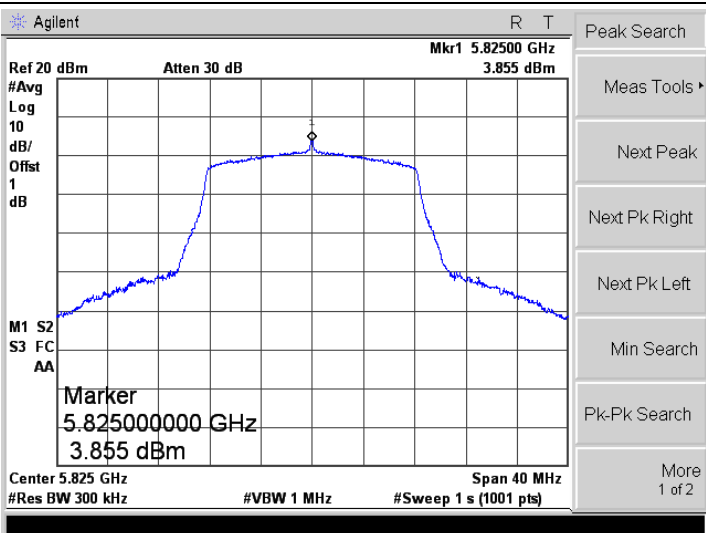
5150-5250MHz

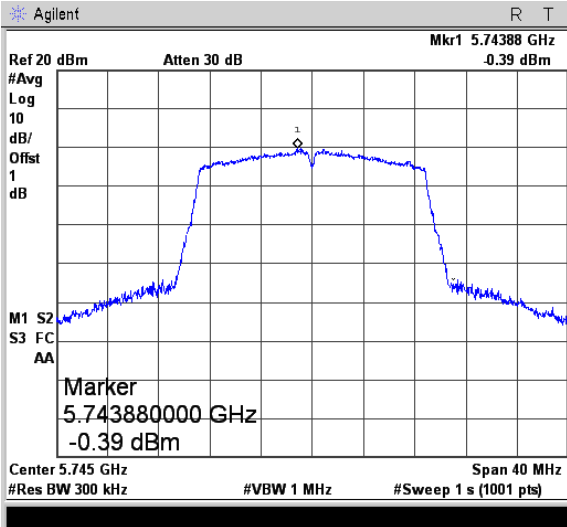
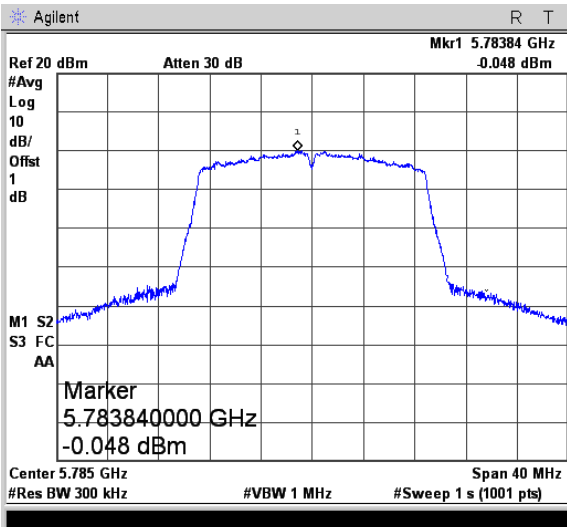
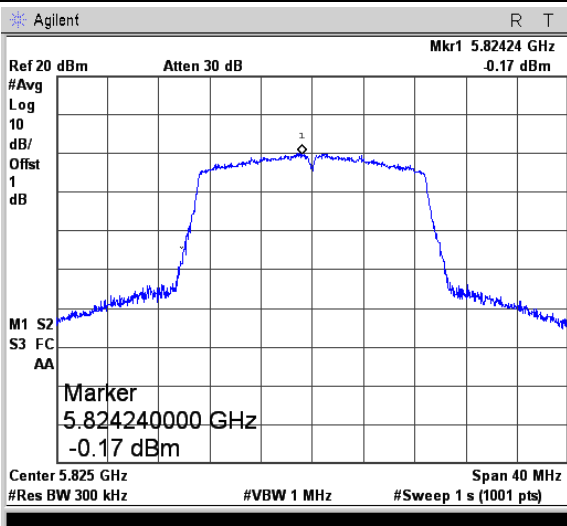
<p>802.11a-Low</p>	
<p>802.11a-Middle</p>	
<p>802.11a-High</p>	

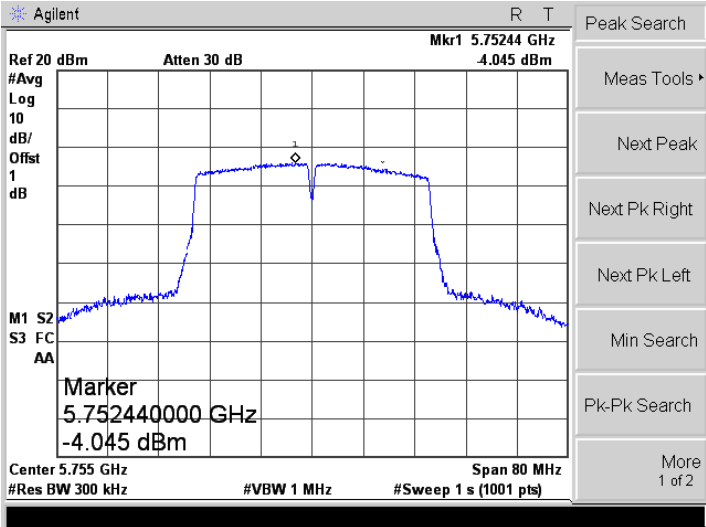
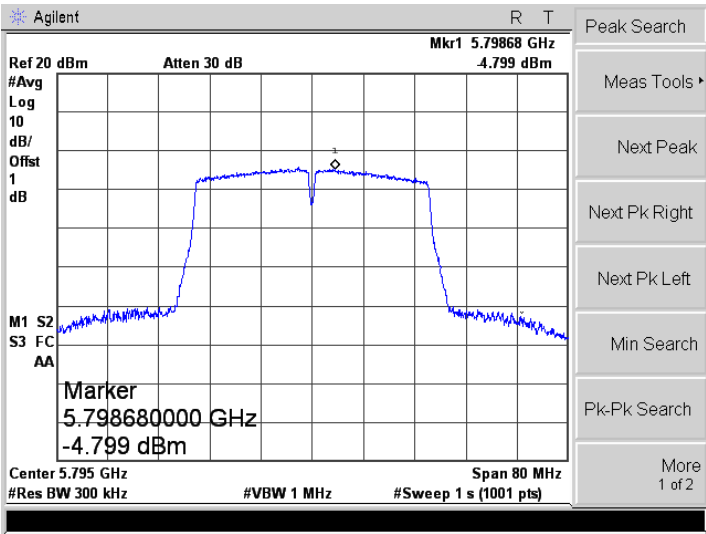
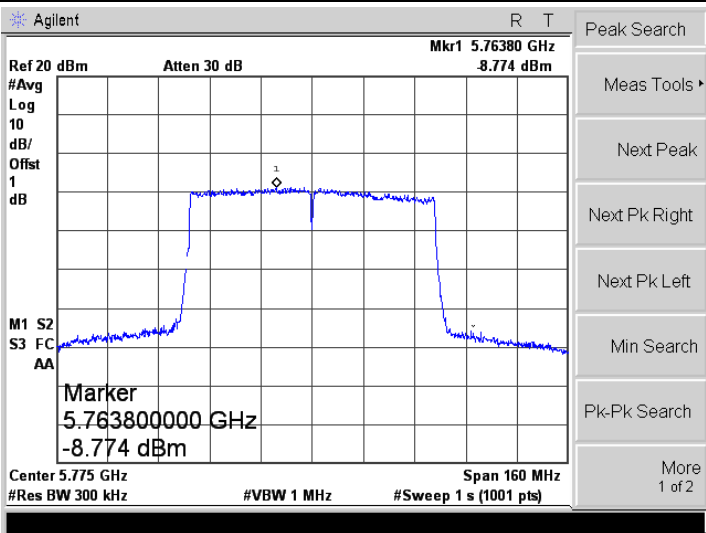
<p>802.11n-HT20-Low</p>	 <p>Agilent R T Ref 20 dBm Atten 30 dB Mkr1 5.17868 GHz 4.749 dBm #Avg 10 Log dB/Offst 1 dB M1 S2 S3 FC AA Marker 5.178680000 GHz 4.749 dBm Center 5.18 GHz Span 40 MHz #Res BW 1 MHz #VBW 3 MHz #Sweep 1 s (1001 pts)</p>
<p>802.11n-HT20-Middle</p>	 <p>Agilent R T Ref 20 dBm Atten 30 dB Mkr1 5.20192 GHz 4.43 dBm #Avg 10 Log dB/Offst 1 dB M1 S2 S3 FC AA Marker 5.201920000 GHz 4.43 dBm Center 5.2 GHz Span 40 MHz #Res BW 1 MHz #VBW 3 MHz #Sweep 1 s (1001 pts)</p>
<p>802.11n-HT20-High</p>	 <p>Agilent R T Ref 20 dBm Atten 30 dB Mkr1 5.23920 GHz 5.097 dBm #Avg 10 Log dB/Offst 1 dB M1 S2 S3 FC AA Marker 5.239200000 GHz 5.097 dBm Center 5.24 GHz Span 40 MHz #Res BW 1 MHz #VBW 3 MHz #Sweep 1 s (1001 pts)</p>

<p>802.11n-HT40-Low</p>	 <p>Agilent R T Ref 20 dBm Atten 30 dB Mkr1 5.19224 GHz -0.363 dBm #Avg 10 Log dB/ Offst 1 dB M1 S2 S3 FC AA Marker 5.192240000 GHz -0.363 dBm Center 5.19 GHz Span 80 MHz #Res BW 1 MHz #VBW 3 MHz #Sweep 1 s (1001 pts)</p>
<p>802.11n-HT40-High</p>	 <p>Agilent R T Ref 20 dBm Atten 30 dB Mkr1 5.22776 GHz -0.02 dBm #Avg 10 Log dB/ Offst 1 dB M1 S2 S3 FC AA Marker 5.227760000 GHz -0.02 dBm Center 5.23 GHz Span 80 MHz #Res BW 1 MHz #VBW 3 MHz #Sweep 1 s (1001 pts)</p>
<p>802.11ac-HT80</p>	 <p>Agilent R T Ref 20 dBm Atten 30 dB Mkr1 5.21368 GHz -4.949 dBm #Avg 10 Log dB/ Offst 1 dB M1 S2 S3 FC AA Marker 5.213680000 GHz -4.949 dBm Center 5.21 GHz Span 160 MHz #Res BW 1 MHz #VBW 3 MHz #Sweep 1 s (1001 pts)</p>

5725-5850MHz

<p>802.11a-Low</p>	
<p>802.11a-Middle</p>	
<p>802.11a-High</p>	

<p>802.11n-HT20-Low</p>	 <p>Agilent R T Ref 20 dBm Atten 30 dB Mkr1 5.74388 GHz -0.39 dBm #Avg 10 Log dB/ Offst 1 dB M1 S2 S3 FC AA Marker 5.743880000 GHz -0.39 dBm Center 5.745 GHz Span 40 MHz #Res BW 300 kHz #VBW 1 MHz #Sweep 1 s (1001 pts)</p>
<p>802.11n-HT20-Middle</p>	 <p>Agilent R T Ref 20 dBm Atten 30 dB Mkr1 5.78384 GHz -0.048 dBm #Avg 10 Log dB/ Offst 1 dB M1 S2 S3 FC AA Marker 5.783840000 GHz -0.048 dBm Center 5.785 GHz Span 40 MHz #Res BW 300 kHz #VBW 1 MHz #Sweep 1 s (1001 pts)</p>
<p>802.11n-HT20-High</p>	 <p>Agilent R T Ref 20 dBm Atten 30 dB Mkr1 5.82424 GHz -0.17 dBm #Avg 10 Log dB/ Offst 1 dB M1 S2 S3 FC AA Marker 5.824240000 GHz -0.17 dBm Center 5.825 GHz Span 40 MHz #Res BW 300 kHz #VBW 1 MHz #Sweep 1 s (1001 pts)</p>

<p>802.11n-HT40-Low</p>	 <p>Agilent R T Ref 20 dBm Atten 30 dB Mkr1 5.75244 GHz -4.045 dBm #Avg 10 Log dB/ Offst 1 dB M1 S2 S3 FC AA Marker 5.752440000 GHz -4.045 dBm Center 5.755 GHz Span 80 MHz #Res BW 300 kHz #VBW 1 MHz #Sweep 1 s (1001 pts)</p>
<p>802.11n-HT40-High</p>	 <p>Agilent R T Ref 20 dBm Atten 30 dB Mkr1 5.79868 GHz -4.799 dBm #Avg 10 Log dB/ Offst 1 dB M1 S2 S3 FC AA Marker 5.798680000 GHz -4.799 dBm Center 5.795 GHz Span 80 MHz #Res BW 300 kHz #VBW 1 MHz #Sweep 1 s (1001 pts)</p>
<p>802.11ac-HT80</p>	 <p>Agilent R T Ref 20 dBm Atten 30 dB Mkr1 5.76380 GHz -8.774 dBm #Avg 10 Log dB/ Offst 1 dB M1 S2 S3 FC AA Marker 5.763800000 GHz -8.774 dBm Center 5.775 GHz Span 160 MHz #Res BW 300 kHz #VBW 1 MHz #Sweep 1 s (1001 pts)</p>

APPENDIX B**Emission Bandwidth and Occupied Bandwidth**

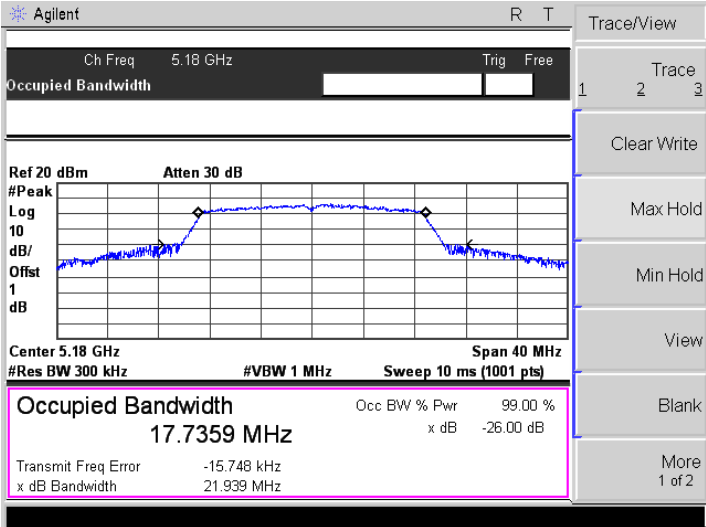
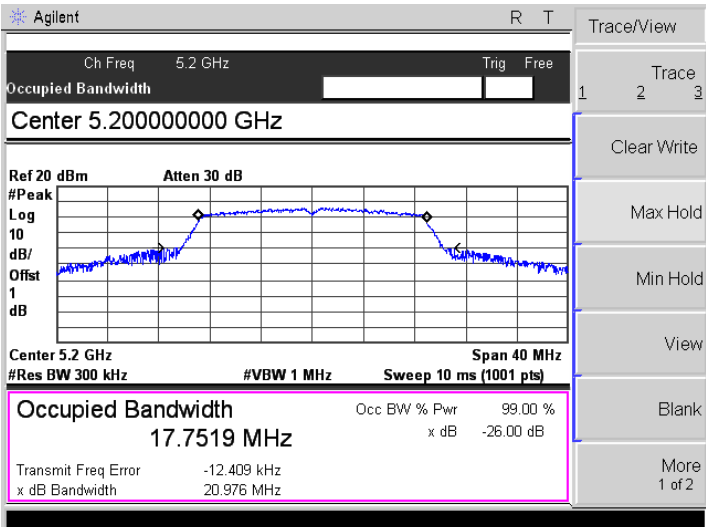
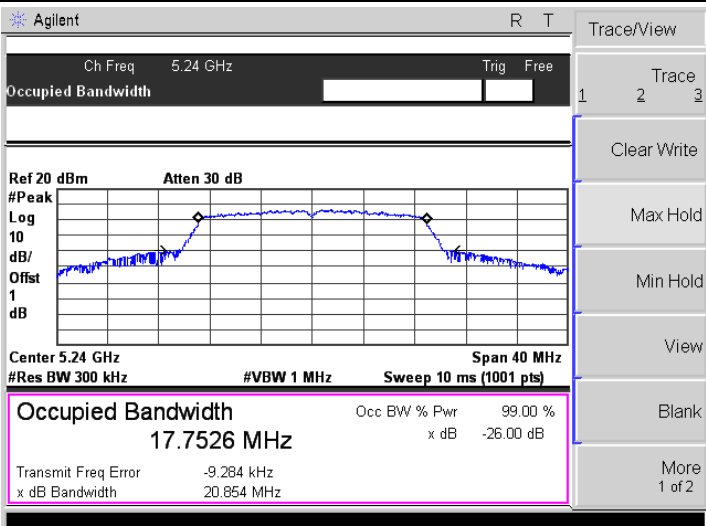
U-NII-1:5150-5250MHz						
Test Mode	Test Channel MHz	ANT 0		ANT 1		Result
		26 dB Bandwidth MHz	99% Bandwidth MHz	26 dB Bandwidth MHz	99% Bandwidth MHz	
802.11a	5180	23.973	16.804	24.497	16.900	Pass
	5200	24.619	16.831	23.707	16.906	Pass
	5240	24.739	16.841	25.565	16.902	Pass
802.11n-HT20	5180	21.939	17.736	21.957	17.784	Pass
	5200	20.976	17.752	21.444	17.715	Pass
	5240	20.854	17.753	21.962	17.728	Pass
802.11n-HT40	5190	40.808	36.134	40.053	36.094	Pass
	5230	40.637	36.111	40.147	36.089	Pass
802.11ac-HT80	5210	82.248	75.912	81.969	75.822	Pass

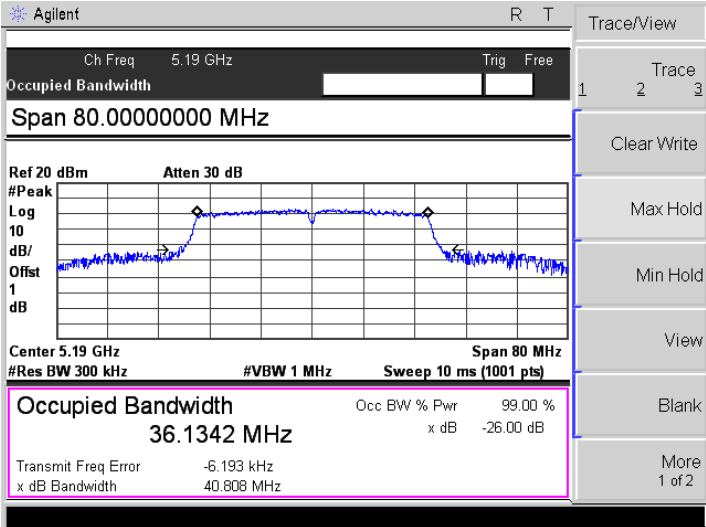
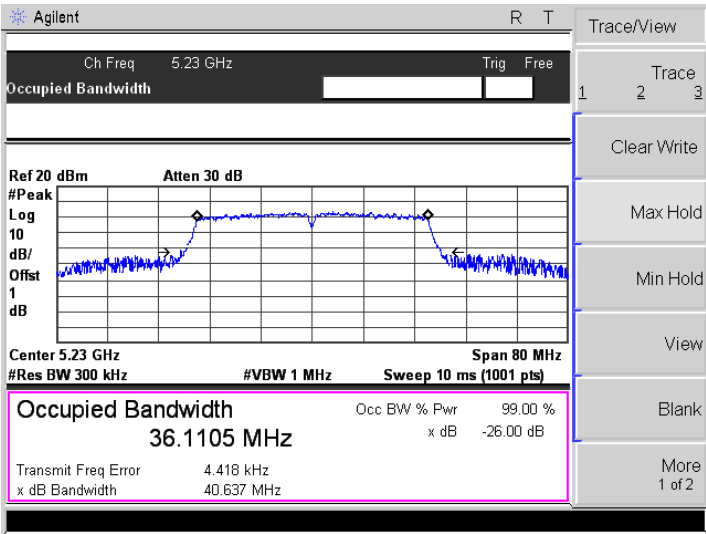
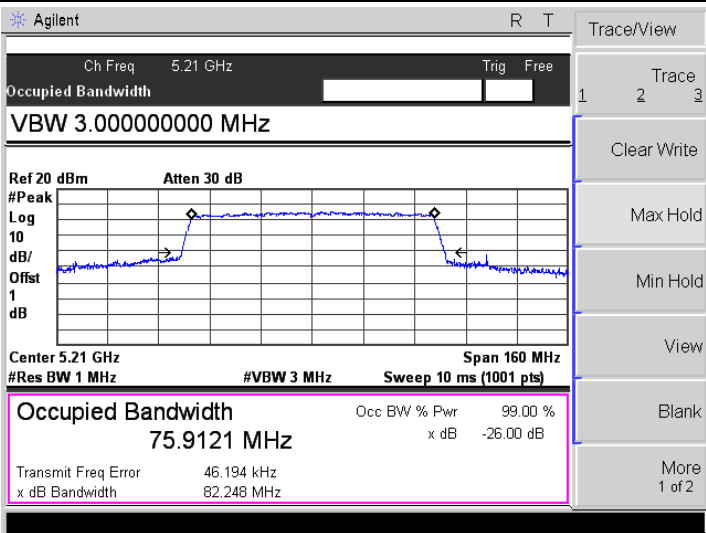
U-NII-3: 5725-5850MHz						
Test Mode	Test Channel MHz	ANT 0		ANT 1		Limit kHz
		6 dB Bandwidth MHz	99% Bandwidth MHz	6 dB Bandwidth MHz	99% Bandwidth MHz	
802.11a	5745	15.159	16.816	15.155	16.852	≥ 500
	5785	15.095	17.018	15.650	16.885	≥ 500
	5825	15.006	16.839	15.061	16.783	≥ 500
802.11n-HT20	5745	15.113	17.794	15.090	17.706	≥ 500
	5785	15.064	17.866	15.066	17.734	≥ 500
	5825	15.138	17.716	15.119	17.724	≥ 500
802.11n-HT40	5755	35.143	36.134	35.200	36.096	≥ 500
	5795	35.349	36.117	35.178	36.104	≥ 500
802.11ac-HT80	5775	75.918	75.921	75.873	75.896	≥ 500

ANT 0

5150-5250MHz

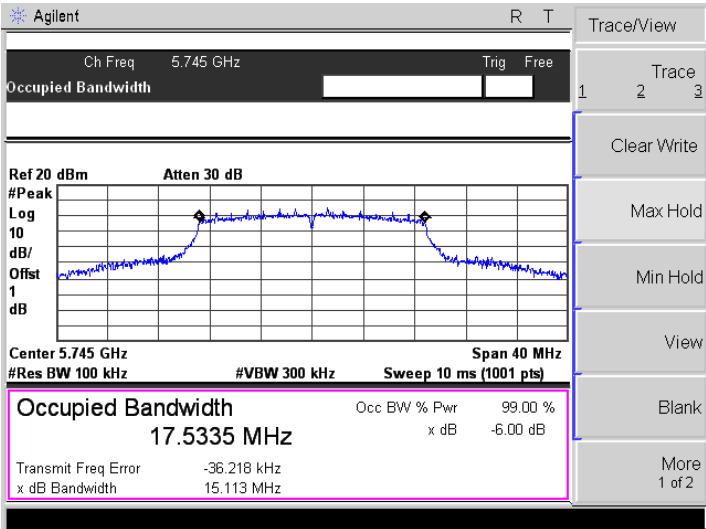
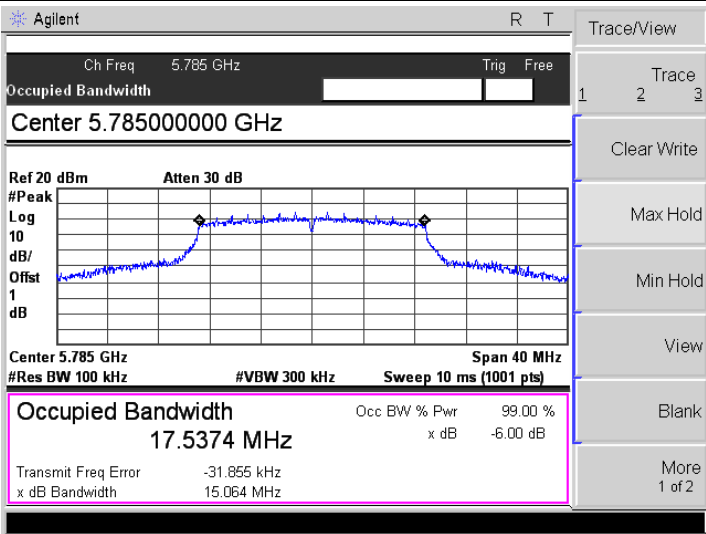
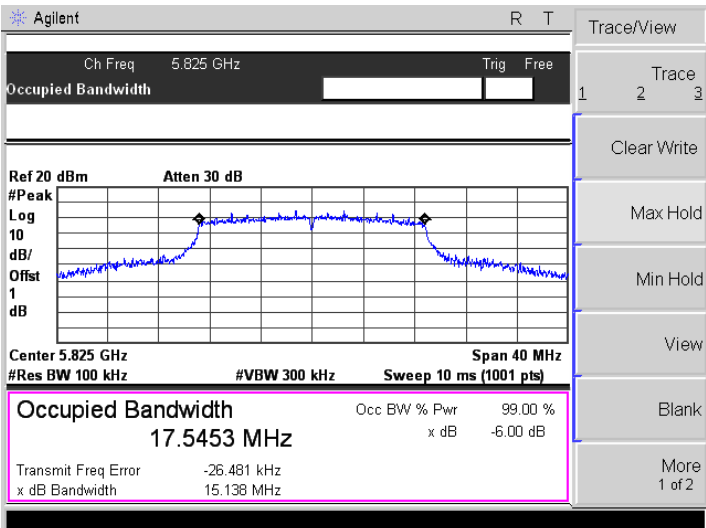
<p>802.11a-Low</p>	<p>Agilent R T</p> <p>Ch Freq 5.18 GHz Trig Free</p> <p>Occupied Bandwidth</p> <p>Ref 20 dBm Atten 30 dB</p> <p>#Peak Log 10 dB/Offset 1 dB</p> <p>Center 5.18 GHz Span 40 MHz</p> <p>#Res BW 300 kHz #VBW 1 MHz Sweep 10 ms (1001 pts)</p> <p>Occupied Bandwidth 16.8039 MHz</p> <p>Occ BW % Pwr 99.00 % x dB -26.00 dB</p> <p>Transmit Freq Error -8.699 kHz x dB Bandwidth 23.973 MHz</p> <p>Trace/View: Trace 1 2 3, Clear Write, Max Hold, Min Hold, View, Blank, More 1 of 2</p>
<p>802.11a-Middle</p>	<p>Agilent R T</p> <p>Ch Freq 5.2 GHz Trig Free</p> <p>Occupied Bandwidth</p> <p>Ref 20 dBm Atten 30 dB</p> <p>#Peak Log 10 dB/Offset 1 dB</p> <p>Center 5.2 GHz Span 40 MHz</p> <p>#Res BW 300 kHz #VBW 1 MHz Sweep 10 ms (1001 pts)</p> <p>Occupied Bandwidth 16.8312 MHz</p> <p>Occ BW % Pwr 99.00 % x dB -26.00 dB</p> <p>Transmit Freq Error -23.009 kHz x dB Bandwidth 24.619 MHz</p> <p>Trace/View: Trace 1 2 3, Clear Write, Max Hold, Min Hold, View, Blank, More 1 of 2</p>
<p>802.11a-High</p>	<p>Agilent R T</p> <p>Ch Freq 5.24 GHz Trig Free</p> <p>Occupied Bandwidth</p> <p>Center 5.24000000 GHz</p> <p>Ref 20 dBm Atten 30 dB</p> <p>#Peak Log 10 dB/Offset 1 dB</p> <p>Center 5.24 GHz Span 40 MHz</p> <p>#Res BW 300 kHz #VBW 1 MHz Sweep 10 ms (1001 pts)</p> <p>Occupied Bandwidth 16.8410 MHz</p> <p>Occ BW % Pwr 99.00 % x dB -26.00 dB</p> <p>Transmit Freq Error -10.526 kHz x dB Bandwidth 24.739 MHz</p> <p>Trace/View: Trace 1 2 3, Clear Write, Max Hold, Min Hold, View, Blank, More 1 of 2</p>

<p>802.11n-HT20-Low</p>	 <p>Agilent R T</p> <p>Ch Freq 5.18 GHz Trig Free</p> <p>Occupied Bandwidth</p> <p>Ref 20 dBm Atten 30 dB</p> <p>#Peak</p> <p>Log 10 dB/</p> <p>Offst 1 dB</p> <p>Center 5.18 GHz Span 40 MHz</p> <p>#Res BW 300 kHz #VBW 1 MHz Sweep 10 ms (1001 pts)</p> <p>Occupied Bandwidth 17.7359 MHz</p> <p>Occ BW % Pwr 99.00 %</p> <p>x dB -26.00 dB</p> <p>Transmit Freq Error -15.748 kHz</p> <p>x dB Bandwidth 21.939 MHz</p>
<p>802.11n-HT20-Middle</p>	 <p>Agilent R T</p> <p>Ch Freq 5.2 GHz Trig Free</p> <p>Occupied Bandwidth</p> <p>Center 5.20000000 GHz</p> <p>Ref 20 dBm Atten 30 dB</p> <p>#Peak</p> <p>Log 10 dB/</p> <p>Offst 1 dB</p> <p>Center 5.2 GHz Span 40 MHz</p> <p>#Res BW 300 kHz #VBW 1 MHz Sweep 10 ms (1001 pts)</p> <p>Occupied Bandwidth 17.7519 MHz</p> <p>Occ BW % Pwr 99.00 %</p> <p>x dB -26.00 dB</p> <p>Transmit Freq Error -12.409 kHz</p> <p>x dB Bandwidth 20.976 MHz</p>
<p>802.11n-HT20-High</p>	 <p>Agilent R T</p> <p>Ch Freq 5.24 GHz Trig Free</p> <p>Occupied Bandwidth</p> <p>Ref 20 dBm Atten 30 dB</p> <p>#Peak</p> <p>Log 10 dB/</p> <p>Offst 1 dB</p> <p>Center 5.24 GHz Span 40 MHz</p> <p>#Res BW 300 kHz #VBW 1 MHz Sweep 10 ms (1001 pts)</p> <p>Occupied Bandwidth 17.7526 MHz</p> <p>Occ BW % Pwr 99.00 %</p> <p>x dB -26.00 dB</p> <p>Transmit Freq Error -9.284 kHz</p> <p>x dB Bandwidth 20.854 MHz</p>

<p>802.11n-HT40-Low</p>	 <p>Agilent R T</p> <p>Ch Freq 5.19 GHz Trig Free</p> <p>Occupied Bandwidth</p> <p>Span 80.00000000 MHz</p> <p>Ref 20 dBm Atten 30 dB</p> <p>#Peak</p> <p>Log</p> <p>10 dB/</p> <p>Offst</p> <p>1 dB</p> <p>Center 5.19 GHz Span 80 MHz</p> <p>#Res BW 300 kHz #VBW 1 MHz Sweep 10 ms (1001 pts)</p> <table border="1"> <tr> <td>Occupied Bandwidth</td> <td>Occ BW % Pwr</td> <td>99.00 %</td> </tr> <tr> <td>36.1342 MHz</td> <td>x dB</td> <td>-26.00 dB</td> </tr> <tr> <td>Transmit Freq Error</td> <td></td> <td></td> </tr> <tr> <td>x dB Bandwidth</td> <td></td> <td></td> </tr> <tr> <td>-6.193 kHz</td> <td></td> <td></td> </tr> <tr> <td>40.808 MHz</td> <td></td> <td></td> </tr> </table>	Occupied Bandwidth	Occ BW % Pwr	99.00 %	36.1342 MHz	x dB	-26.00 dB	Transmit Freq Error			x dB Bandwidth			-6.193 kHz			40.808 MHz		
Occupied Bandwidth	Occ BW % Pwr	99.00 %																	
36.1342 MHz	x dB	-26.00 dB																	
Transmit Freq Error																			
x dB Bandwidth																			
-6.193 kHz																			
40.808 MHz																			
<p>802.11n-HT40-High</p>	 <p>Agilent R T</p> <p>Ch Freq 5.23 GHz Trig Free</p> <p>Occupied Bandwidth</p> <p>Span 80 MHz</p> <p>Ref 20 dBm Atten 30 dB</p> <p>#Peak</p> <p>Log</p> <p>10 dB/</p> <p>Offst</p> <p>1 dB</p> <p>Center 5.23 GHz Span 80 MHz</p> <p>#Res BW 300 kHz #VBW 1 MHz Sweep 10 ms (1001 pts)</p> <table border="1"> <tr> <td>Occupied Bandwidth</td> <td>Occ BW % Pwr</td> <td>99.00 %</td> </tr> <tr> <td>36.1105 MHz</td> <td>x dB</td> <td>-26.00 dB</td> </tr> <tr> <td>Transmit Freq Error</td> <td></td> <td></td> </tr> <tr> <td>x dB Bandwidth</td> <td></td> <td></td> </tr> <tr> <td>4.418 kHz</td> <td></td> <td></td> </tr> <tr> <td>40.637 MHz</td> <td></td> <td></td> </tr> </table>	Occupied Bandwidth	Occ BW % Pwr	99.00 %	36.1105 MHz	x dB	-26.00 dB	Transmit Freq Error			x dB Bandwidth			4.418 kHz			40.637 MHz		
Occupied Bandwidth	Occ BW % Pwr	99.00 %																	
36.1105 MHz	x dB	-26.00 dB																	
Transmit Freq Error																			
x dB Bandwidth																			
4.418 kHz																			
40.637 MHz																			
<p>802.11ac-HT80</p>	 <p>Agilent R T</p> <p>Ch Freq 5.21 GHz Trig Free</p> <p>Occupied Bandwidth</p> <p>VBW 3.00000000 MHz</p> <p>Span 160 MHz</p> <p>Ref 20 dBm Atten 30 dB</p> <p>#Peak</p> <p>Log</p> <p>10 dB/</p> <p>Offst</p> <p>1 dB</p> <p>Center 5.21 GHz Span 160 MHz</p> <p>#Res BW 1 MHz #VBW 3 MHz Sweep 10 ms (1001 pts)</p> <table border="1"> <tr> <td>Occupied Bandwidth</td> <td>Occ BW % Pwr</td> <td>99.00 %</td> </tr> <tr> <td>75.9121 MHz</td> <td>x dB</td> <td>-26.00 dB</td> </tr> <tr> <td>Transmit Freq Error</td> <td></td> <td></td> </tr> <tr> <td>x dB Bandwidth</td> <td></td> <td></td> </tr> <tr> <td>46.194 kHz</td> <td></td> <td></td> </tr> <tr> <td>82.248 MHz</td> <td></td> <td></td> </tr> </table>	Occupied Bandwidth	Occ BW % Pwr	99.00 %	75.9121 MHz	x dB	-26.00 dB	Transmit Freq Error			x dB Bandwidth			46.194 kHz			82.248 MHz		
Occupied Bandwidth	Occ BW % Pwr	99.00 %																	
75.9121 MHz	x dB	-26.00 dB																	
Transmit Freq Error																			
x dB Bandwidth																			
46.194 kHz																			
82.248 MHz																			

5725-5850MHz
6dB

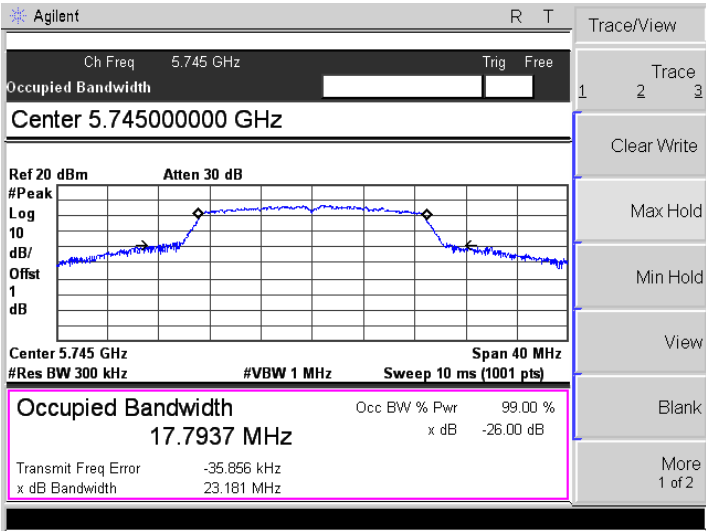
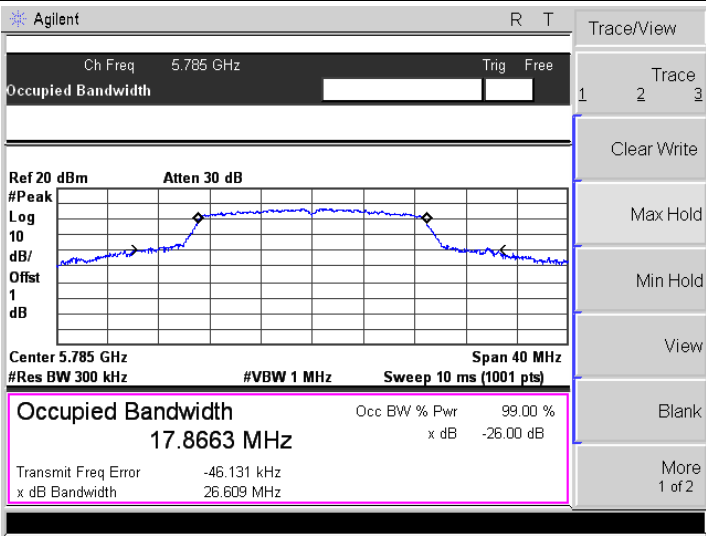
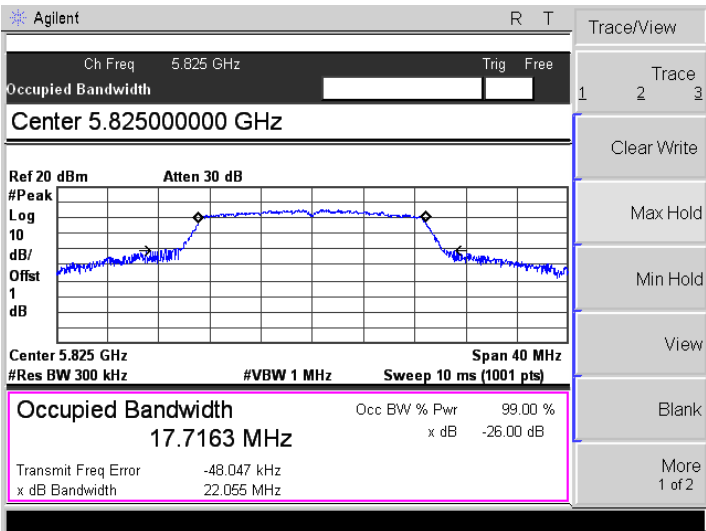
<p>802.11a-Low</p>	<p>Agilent R T</p> <p>Ch Freq 5.745 GHz Trig Free</p> <p>Occupied Bandwidth</p> <p>Ref 20 dBm Atten 30 dB</p> <p>#Peak Log 10 dB/Offset 1 dB</p> <p>Center 5.745 GHz Span 40 MHz</p> <p>#Res BW 100 kHz #VBW 300 kHz Sweep 10 ms (1001 pts)</p> <p>Occupied Bandwidth 16.4213 MHz Occ BW % Pwr 99.00 % x dB -6.00 dB</p> <p>Transmit Freq Error -45.883 kHz x dB Bandwidth 15.159 MHz</p> <p>Freq/Channel</p> <p>Center Freq 5.74500000 GHz</p> <p>Start Freq 5.72500000 GHz</p> <p>Stop Freq 5.76500000 GHz</p> <p>CF Step 4.00000000 MHz Auto Man</p> <p>Freq Offset 0.00000000 Hz</p> <p>Signal Track On Off</p> <p>Scale Type Log Lin</p>
<p>802.11a-Middle</p>	<p>Agilent R T</p> <p>Ch Freq 5.785 GHz Trig Free</p> <p>Occupied Bandwidth</p> <p>Ref 20 dBm Atten 30 dB</p> <p>#Peak Log 10 dB/Offset 1 dB</p> <p>Center 5.785 GHz Span 40 MHz</p> <p>#Res BW 100 kHz #VBW 300 kHz Sweep 10 ms (1001 pts)</p> <p>Occupied Bandwidth 16.4566 MHz Occ BW % Pwr 99.00 % x dB -6.00 dB</p> <p>Transmit Freq Error -49.299 kHz x dB Bandwidth 15.095 MHz</p> <p>Trace/View</p> <p>Trace 1 2 3</p> <p>Clear Write</p> <p>Max Hold</p> <p>Min Hold</p> <p>View</p> <p>Blank</p> <p>More 1 of 2</p>
<p>802.11a-High</p>	<p>Agilent R T</p> <p>Ch Freq 5.825 GHz Trig Free</p> <p>Occupied Bandwidth</p> <p>Center 5.82500000 GHz</p> <p>Ref 20 dBm Atten 30 dB</p> <p>#Peak Log 10 dB/Offset 1 dB</p> <p>Center 5.825 GHz Span 40 MHz</p> <p>#Res BW 100 kHz #VBW 300 kHz Sweep 10 ms (1001 pts)</p> <p>Occupied Bandwidth 16.3973 MHz Occ BW % Pwr 99.00 % x dB -6.00 dB</p> <p>Transmit Freq Error -46.724 kHz x dB Bandwidth 15.006 MHz</p> <p>Trace/View</p> <p>Trace 1 2 3</p> <p>Clear Write</p> <p>Max Hold</p> <p>Min Hold</p> <p>View</p> <p>Blank</p> <p>More 1 of 2</p>

<p>802.11n-HT20-Low</p>	 <p>Agilent R T</p> <p>Ch Freq 5.745 GHz Trig Free</p> <p>Occupied Bandwidth</p> <p>Ref 20 dBm Atten 30 dB</p> <p>#Peak</p> <p>Log 10 dB/</p> <p>Offst 1 dB</p> <p>Center 5.745 GHz Span 40 MHz</p> <p>#Res BW 100 kHz #VBW 300 kHz Sweep 10 ms (1001 pts)</p> <p>Occupied Bandwidth 17.5335 MHz</p> <p>Occ BW % Pwr 99.00 %</p> <p>x dB -6.00 dB</p> <p>Transmit Freq Error -36.218 kHz</p> <p>x dB Bandwidth 15.113 MHz</p> <p>Trace/View</p> <p>Trace 1 2 3</p> <p>Clear Write</p> <p>Max Hold</p> <p>Min Hold</p> <p>View</p> <p>Blank</p> <p>More 1 of 2</p>
<p>802.11n-HT20-Middle</p>	 <p>Agilent R T</p> <p>Ch Freq 5.785 GHz Trig Free</p> <p>Occupied Bandwidth</p> <p>Center 5.78500000 GHz</p> <p>Ref 20 dBm Atten 30 dB</p> <p>#Peak</p> <p>Log 10 dB/</p> <p>Offst 1 dB</p> <p>Center 5.785 GHz Span 40 MHz</p> <p>#Res BW 100 kHz #VBW 300 kHz Sweep 10 ms (1001 pts)</p> <p>Occupied Bandwidth 17.5374 MHz</p> <p>Occ BW % Pwr 99.00 %</p> <p>x dB -6.00 dB</p> <p>Transmit Freq Error -31.855 kHz</p> <p>x dB Bandwidth 15.064 MHz</p> <p>Trace/View</p> <p>Trace 1 2 3</p> <p>Clear Write</p> <p>Max Hold</p> <p>Min Hold</p> <p>View</p> <p>Blank</p> <p>More 1 of 2</p>
<p>802.11n-HT20-High</p>	 <p>Agilent R T</p> <p>Ch Freq 5.825 GHz Trig Free</p> <p>Occupied Bandwidth</p> <p>Ref 20 dBm Atten 30 dB</p> <p>#Peak</p> <p>Log 10 dB/</p> <p>Offst 1 dB</p> <p>Center 5.825 GHz Span 40 MHz</p> <p>#Res BW 100 kHz #VBW 300 kHz Sweep 10 ms (1001 pts)</p> <p>Occupied Bandwidth 17.5453 MHz</p> <p>Occ BW % Pwr 99.00 %</p> <p>x dB -6.00 dB</p> <p>Transmit Freq Error -26.481 kHz</p> <p>x dB Bandwidth 15.138 MHz</p> <p>Trace/View</p> <p>Trace 1 2 3</p> <p>Clear Write</p> <p>Max Hold</p> <p>Min Hold</p> <p>View</p> <p>Blank</p> <p>More 1 of 2</p>

<p>802.11n-HT40-Low</p>	<p>Agilent R T</p> <p>Ch Freq 5.755 GHz Trig Free</p> <p>Occupied Bandwidth</p> <p>Center 5.75500000 GHz</p> <p>Ref 20 dBm Atten 30 dB</p> <p>#Peak</p> <p>Log</p> <p>10 dB/</p> <p>Offst</p> <p>1 dB</p> <p>Center 5.755 GHz Span 80 MHz</p> <p>#Res BW 100 kHz #VBW 300 kHz Sweep 10 ms (1001 pts)</p> <p>Occupied Bandwidth 35.9372 MHz</p> <p>Occ BW % Pwr 99.00 %</p> <p>x dB -6.00 dB</p> <p>Transmit Freq Error -73.541 kHz</p> <p>x dB Bandwidth 35.143 MHz</p> <p>Freq/Channel</p> <p>Center Freq 5.75500000 GHz</p> <p>Start Freq 5.71500000 GHz</p> <p>Stop Freq 5.79500000 GHz</p> <p>CF Step 8.00000000 MHz</p> <p>Auto Man</p> <p>Freq Offset 0.00000000 Hz</p> <p>Signal Track On Off</p> <p>Scale Type Log Lin</p>
<p>802.11n-HT40-High</p>	<p>Agilent R T</p> <p>Ch Freq 5.795 GHz Trig Free</p> <p>Occupied Bandwidth</p> <p>Center 5.795 GHz</p> <p>Ref 20 dBm Atten 30 dB</p> <p>#Peak</p> <p>Log</p> <p>10 dB/</p> <p>Offst</p> <p>1 dB</p> <p>Center 5.795 GHz Span 80 MHz</p> <p>#Res BW 100 kHz #VBW 300 kHz Sweep 10 ms (1001 pts)</p> <p>Occupied Bandwidth 35.9965 MHz</p> <p>Occ BW % Pwr 99.00 %</p> <p>x dB -6.00 dB</p> <p>Transmit Freq Error -74.208 kHz</p> <p>x dB Bandwidth 35.349 MHz</p> <p>Trace/View</p> <p>1 2 3</p> <p>Trace</p> <p>Clear Write</p> <p>Max Hold</p> <p>Min Hold</p> <p>View</p> <p>Blank</p> <p>More 1 of 2</p>
<p>802.11ac-HT80</p>	<p>Agilent R T</p> <p>Ch Freq 5.775 GHz Trig Free</p> <p>Occupied Bandwidth</p> <p>Span 160.000000 MHz</p> <p>Ref 20 dBm Atten 30 dB</p> <p>#Peak</p> <p>Log</p> <p>10 dB/</p> <p>Offst</p> <p>1 dB</p> <p>Center 5.775 GHz Span 160 MHz</p> <p>#Res BW 100 kHz #VBW 300 kHz Sweep 16.58 ms (1001 pts)</p> <p>Occupied Bandwidth 75.5747 MHz</p> <p>Occ BW % Pwr 99.00 %</p> <p>x dB -6.00 dB</p> <p>Transmit Freq Error -160.149 kHz</p> <p>x dB Bandwidth 75.918 MHz</p> <p>Span</p> <p>Span 160.000000 MHz</p> <p>Span Zoom</p> <p>Full Span</p> <p>Zero Span</p> <p>Last Span</p> <p>Zone ▶</p>

99%

<p>802.11a-Low</p>	<p>Agilent R T Trace/View</p> <p>Ch Freq 5.745 GHz Trig Free</p> <p>Occupied Bandwidth</p> <p>Center 5.74500000 GHz</p> <p>Ref 20 dBm Atten 30 dB</p> <p>#Peak Log 10 dB/ Offst 1 dB</p> <p>Center 5.745 GHz Span 40 MHz</p> <p>#Res BW 300 kHz #VBW 1 MHz Sweep 10 ms (1001 pts)</p> <p>Occupied Bandwidth Occ BW % Pwr 99.00 %</p> <p>16.8157 MHz x dB -26.00 dB</p> <p>Transmit Freq Error -36.118 kHz</p> <p>x dB Bandwidth 24.637 MHz</p> <p>Trace 1 2 3</p> <p>Clear Write</p> <p>Max Hold</p> <p>Min Hold</p> <p>View</p> <p>Blank</p> <p>More 1 of 2</p>
<p>802.11a-Middle</p>	<p>Agilent R T Trace/View</p> <p>Ch Freq 5.785 GHz Trig Free</p> <p>Occupied Bandwidth</p> <p>Center 5.785 GHz</p> <p>Ref 20 dBm Atten 30 dB</p> <p>#Peak Log 10 dB/ Offst 1 dB</p> <p>Center 5.785 GHz Span 40 MHz</p> <p>#Res BW 300 kHz #VBW 1 MHz Sweep 10 ms (1001 pts)</p> <p>Occupied Bandwidth Occ BW % Pwr 99.00 %</p> <p>17.0175 MHz x dB -26.00 dB</p> <p>Transmit Freq Error -72.829 kHz</p> <p>x dB Bandwidth 26.389 MHz</p> <p>Trace 1 2 3</p> <p>Clear Write</p> <p>Max Hold</p> <p>Min Hold</p> <p>View</p> <p>Blank</p> <p>More 1 of 2</p>
<p>802.11a-High</p>	<p>Agilent R T Trace/View</p> <p>Ch Freq 5.825 GHz Trig Free</p> <p>Occupied Bandwidth</p> <p>VBW 1.00000000 MHz</p> <p>Center 5.825 GHz</p> <p>Ref 20 dBm Atten 30 dB</p> <p>#Peak Log 10 dB/ Offst 1 dB</p> <p>Center 5.825 GHz Span 40 MHz</p> <p>#Res BW 300 kHz #VBW 1 MHz Sweep 10 ms (1001 pts)</p> <p>Occupied Bandwidth Occ BW % Pwr 99.00 %</p> <p>16.8385 MHz x dB -26.00 dB</p> <p>Transmit Freq Error -77.150 kHz</p> <p>x dB Bandwidth 24.777 MHz</p> <p>Trace 1 2 3</p> <p>Clear Write</p> <p>Max Hold</p> <p>Min Hold</p> <p>View</p> <p>Blank</p> <p>More 1 of 2</p>

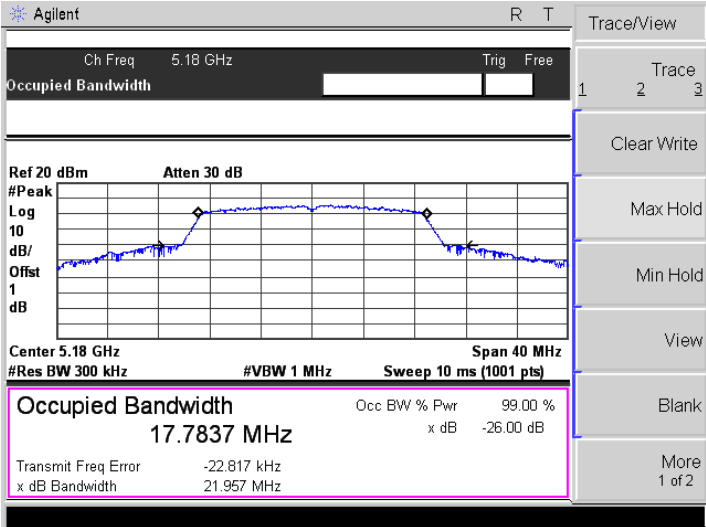
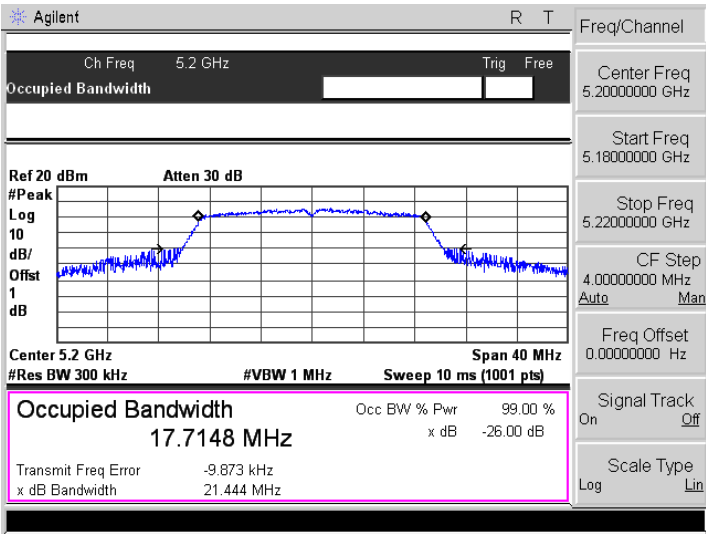
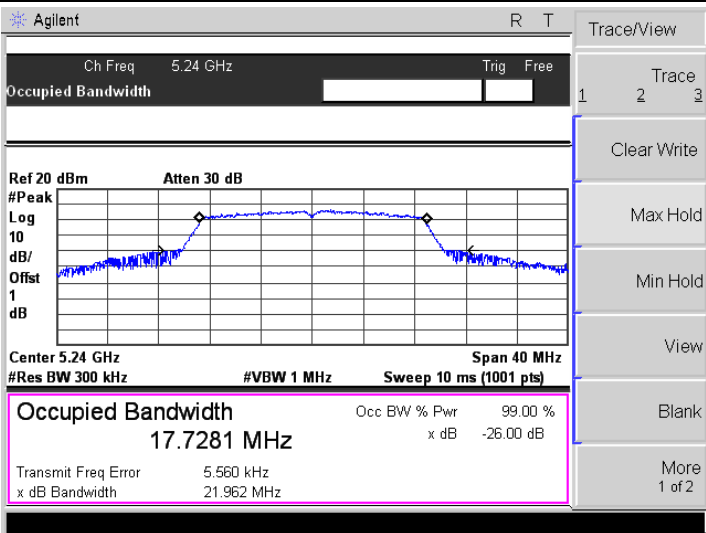
<p>802.11n-HT20-Low</p>	 <p>Agilent R T</p> <p>Ch Freq 5.745 GHz Trig Free</p> <p>Occupied Bandwidth</p> <p>Center 5.74500000 GHz</p> <p>Ref 20 dBm Atten 30 dB</p> <p>#Peak</p> <p>Log 10 dB/</p> <p>Offst 1 dB</p> <p>Center 5.745 GHz Span 40 MHz</p> <p>#Res BW 300 kHz #VBW 1 MHz Sweep 10 ms (1001 pts)</p> <p>Occupied Bandwidth 17.7937 MHz Occ BW % Pwr 99.00 % x dB -26.00 dB</p> <p>Transmit Freq Error -35.856 kHz</p> <p>x dB Bandwidth 23.181 MHz</p>
<p>802.11n-HT20-Middle</p>	 <p>Agilent R T</p> <p>Ch Freq 5.785 GHz Trig Free</p> <p>Occupied Bandwidth</p> <p>Center 5.78500000 GHz</p> <p>Ref 20 dBm Atten 30 dB</p> <p>#Peak</p> <p>Log 10 dB/</p> <p>Offst 1 dB</p> <p>Center 5.785 GHz Span 40 MHz</p> <p>#Res BW 300 kHz #VBW 1 MHz Sweep 10 ms (1001 pts)</p> <p>Occupied Bandwidth 17.8663 MHz Occ BW % Pwr 99.00 % x dB -26.00 dB</p> <p>Transmit Freq Error -46.131 kHz</p> <p>x dB Bandwidth 26.609 MHz</p>
<p>802.11n-HT20-High</p>	 <p>Agilent R T</p> <p>Ch Freq 5.825 GHz Trig Free</p> <p>Occupied Bandwidth</p> <p>Center 5.82500000 GHz</p> <p>Ref 20 dBm Atten 30 dB</p> <p>#Peak</p> <p>Log 10 dB/</p> <p>Offst 1 dB</p> <p>Center 5.825 GHz Span 40 MHz</p> <p>#Res BW 300 kHz #VBW 1 MHz Sweep 10 ms (1001 pts)</p> <p>Occupied Bandwidth 17.7163 MHz Occ BW % Pwr 99.00 % x dB -26.00 dB</p> <p>Transmit Freq Error -48.047 kHz</p> <p>x dB Bandwidth 22.055 MHz</p>

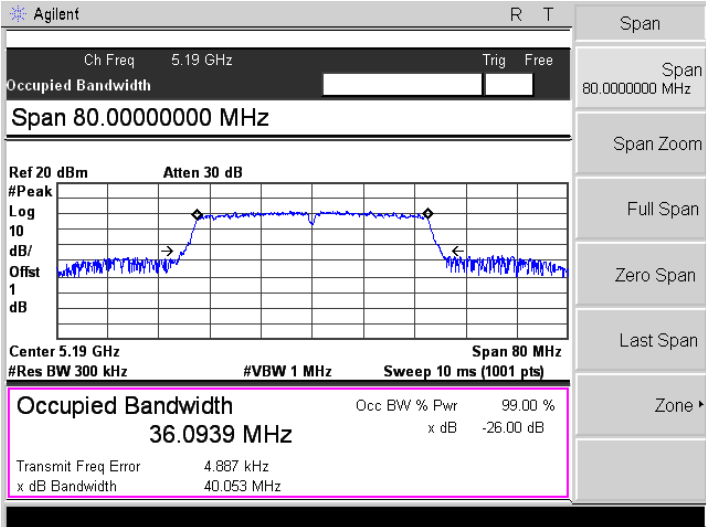
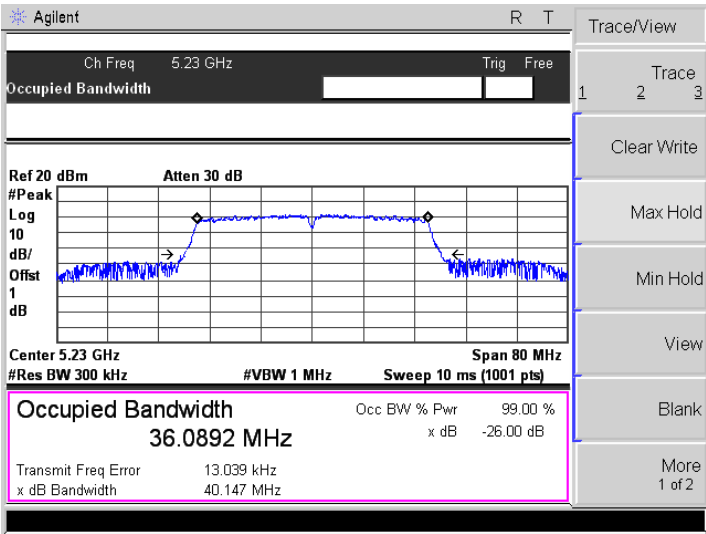
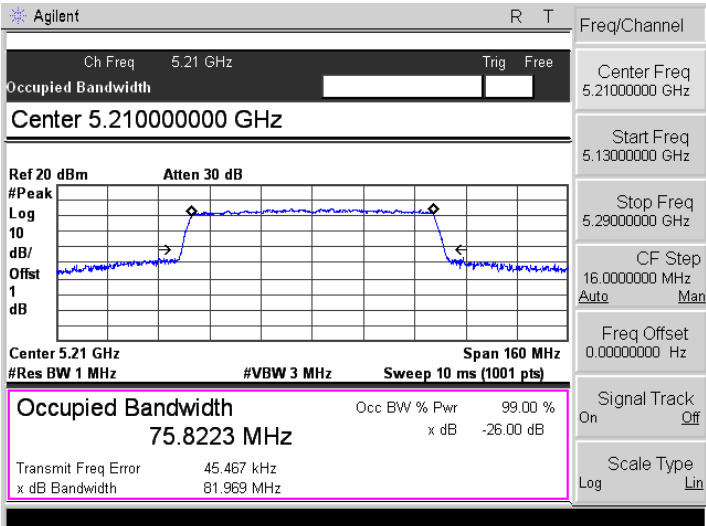
<p>802.11n-HT40-Low</p>	<p>Agilent R T</p> <p>Ch Freq 5.755 GHz Trig Free</p> <p>Occupied Bandwidth</p> <p>Ref 20 dBm Atten 30 dB</p> <p>#Peak Log 10 dB/Offst 1 dB</p> <p>Center 5.755 GHz Span 80 MHz</p> <p>#Res BW 300 kHz #VBW 1 MHz Sweep 10 ms (1001 pts)</p> <table border="1"> <tr> <td>Occupied Bandwidth</td> <td>Occ BW % Pwr</td> <td>99.00 %</td> </tr> <tr> <td>36.1335 MHz</td> <td>x dB</td> <td>-26.00 dB</td> </tr> <tr> <td>Transmit Freq Error</td> <td></td> <td></td> </tr> <tr> <td>x dB Bandwidth</td> <td></td> <td></td> </tr> <tr> <td>-76.719 kHz</td> <td></td> <td></td> </tr> <tr> <td>40.866 MHz</td> <td></td> <td></td> </tr> </table> <p>Trace/View</p> <p>Trace 1 2 3</p> <p>Clear Write</p> <p>Max Hold</p> <p>Min Hold</p> <p>View</p> <p>Blank</p> <p>More 1 of 2</p>	Occupied Bandwidth	Occ BW % Pwr	99.00 %	36.1335 MHz	x dB	-26.00 dB	Transmit Freq Error			x dB Bandwidth			-76.719 kHz			40.866 MHz		
Occupied Bandwidth	Occ BW % Pwr	99.00 %																	
36.1335 MHz	x dB	-26.00 dB																	
Transmit Freq Error																			
x dB Bandwidth																			
-76.719 kHz																			
40.866 MHz																			
<p>802.11n-HT40-High</p>	<p>Agilent R T</p> <p>Ch Freq 5.795 GHz Trig Free</p> <p>Occupied Bandwidth</p> <p>Center 5.79500000 GHz</p> <p>Ref 20 dBm Atten 30 dB</p> <p>#Peak Log 10 dB/Offst 1 dB</p> <p>Center 5.795 GHz Span 80 MHz</p> <p>#Res BW 300 kHz #VBW 1 MHz Sweep 10 ms (1001 pts)</p> <table border="1"> <tr> <td>Occupied Bandwidth</td> <td>Occ BW % Pwr</td> <td>99.00 %</td> </tr> <tr> <td>36.1174 MHz</td> <td>x dB</td> <td>-26.00 dB</td> </tr> <tr> <td>Transmit Freq Error</td> <td></td> <td></td> </tr> <tr> <td>x dB Bandwidth</td> <td></td> <td></td> </tr> <tr> <td>-37.777 kHz</td> <td></td> <td></td> </tr> <tr> <td>40.735 MHz</td> <td></td> <td></td> </tr> </table> <p>Trace/View</p> <p>Trace 1 2 3</p> <p>Clear Write</p> <p>Max Hold</p> <p>Min Hold</p> <p>View</p> <p>Blank</p> <p>More 1 of 2</p>	Occupied Bandwidth	Occ BW % Pwr	99.00 %	36.1174 MHz	x dB	-26.00 dB	Transmit Freq Error			x dB Bandwidth			-37.777 kHz			40.735 MHz		
Occupied Bandwidth	Occ BW % Pwr	99.00 %																	
36.1174 MHz	x dB	-26.00 dB																	
Transmit Freq Error																			
x dB Bandwidth																			
-37.777 kHz																			
40.735 MHz																			
<p>802.11ac-HT80</p>	<p>Agilent R T</p> <p>Ch Freq 5.775 GHz Trig Free</p> <p>Occupied Bandwidth</p> <p>Ref 20 dBm Atten 30 dB</p> <p>#Peak Log 10 dB/Offst 1 dB</p> <p>Center 5.775 GHz Span 160 MHz</p> <p>#Res BW 1 MHz #VBW 3 MHz Sweep 10 ms (1001 pts)</p> <table border="1"> <tr> <td>Occupied Bandwidth</td> <td>Occ BW % Pwr</td> <td>99.00 %</td> </tr> <tr> <td>75.9210 MHz</td> <td>x dB</td> <td>-26.00 dB</td> </tr> <tr> <td>Transmit Freq Error</td> <td></td> <td></td> </tr> <tr> <td>x dB Bandwidth</td> <td></td> <td></td> </tr> <tr> <td>-178.167 kHz</td> <td></td> <td></td> </tr> <tr> <td>82.097 MHz</td> <td></td> <td></td> </tr> </table> <p>Trace/View</p> <p>Trace 1 2 3</p> <p>Clear Write</p> <p>Max Hold</p> <p>Min Hold</p> <p>View</p> <p>Blank</p> <p>More 1 of 2</p>	Occupied Bandwidth	Occ BW % Pwr	99.00 %	75.9210 MHz	x dB	-26.00 dB	Transmit Freq Error			x dB Bandwidth			-178.167 kHz			82.097 MHz		
Occupied Bandwidth	Occ BW % Pwr	99.00 %																	
75.9210 MHz	x dB	-26.00 dB																	
Transmit Freq Error																			
x dB Bandwidth																			
-178.167 kHz																			
82.097 MHz																			

ANT 1

5150-5250MHz

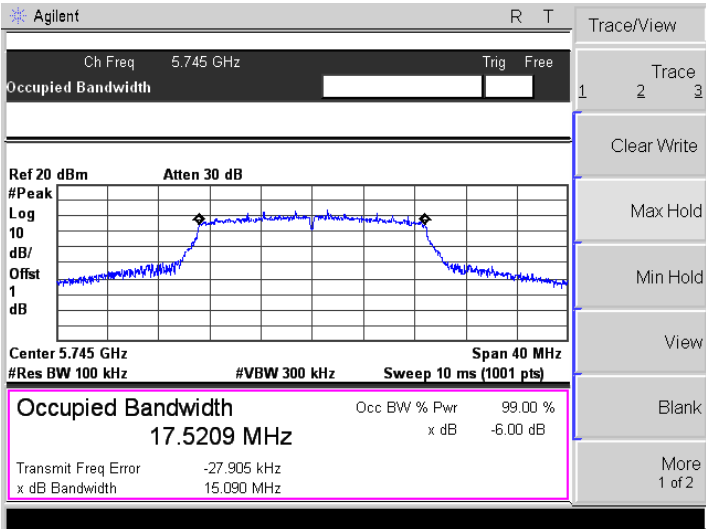
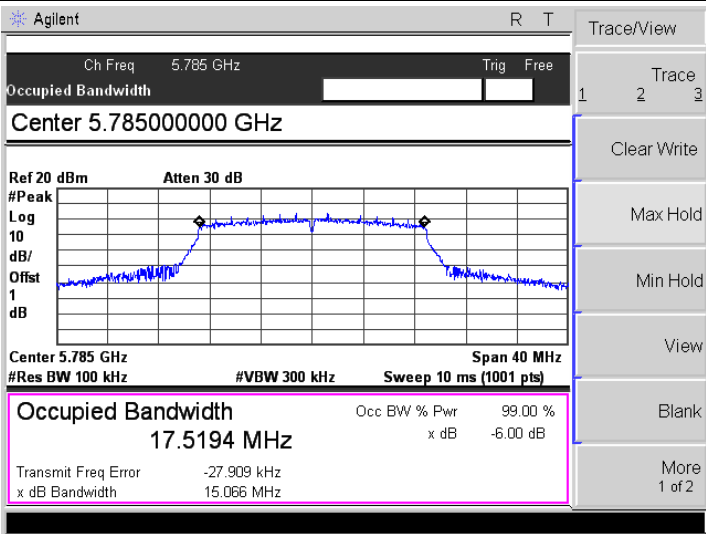
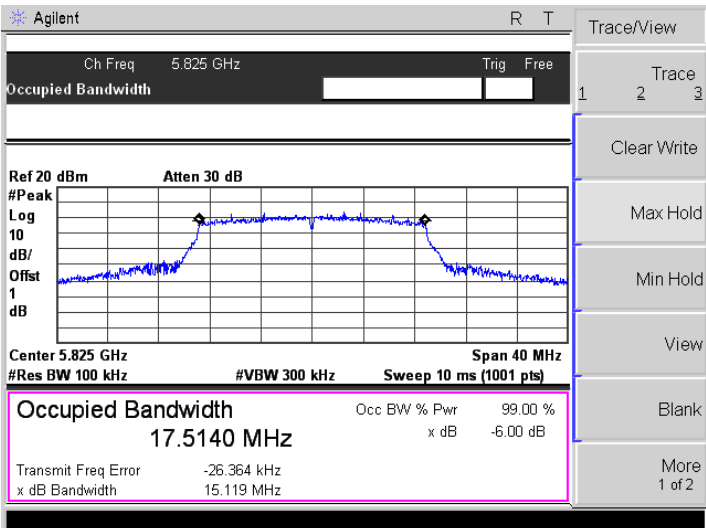
<p>802.11a-Low</p>	<p>Agilent R T Trace/View</p> <p>Ch Freq 5.18 GHz Trig Free</p> <p>Occupied Bandwidth</p> <p>Center 5.18000000 GHz</p> <p>Ref 20 dBm Atten 30 dB</p> <p>#Peak Log 10 dB/ Offst 1 dB</p> <p>Center 5.18 GHz Span 40 MHz</p> <p>#Res BW 300 kHz #VBW 1 MHz Sweep 10 ms (1001 pts)</p> <p>Occupied Bandwidth 16.9000 MHz Occ BW % Pwr 99.00 % x dB -26.00 dB</p> <p>Transmit Freq Error -27.417 kHz x dB Bandwidth 24.497 MHz</p>
<p>802.11a-Middle</p>	<p>Agilent R T Trace/View</p> <p>Ch Freq 5.2 GHz Trig Free</p> <p>Occupied Bandwidth</p> <p>Center 5.2 GHz</p> <p>Ref 20 dBm Atten 30 dB</p> <p>#Peak Log 10 dB/ Offst 1 dB</p> <p>Center 5.2 GHz Span 40 MHz</p> <p>#Res BW 300 kHz #VBW 1 MHz Sweep 10 ms (1001 pts)</p> <p>Occupied Bandwidth 16.9058 MHz Occ BW % Pwr 99.00 % x dB -26.00 dB</p> <p>Transmit Freq Error -10.640 kHz x dB Bandwidth 23.707 MHz</p>
<p>802.11a-High</p>	<p>Agilent R T Trace/View</p> <p>Ch Freq 5.24 GHz Trig Free</p> <p>Occupied Bandwidth</p> <p>Center 5.24000000 GHz</p> <p>Ref 20 dBm Atten 30 dB</p> <p>#Peak Log 10 dB/ Offst 1 dB</p> <p>Center 5.24 GHz Span 40 MHz</p> <p>#Res BW 300 kHz #VBW 1 MHz Sweep 10 ms (1001 pts)</p> <p>Occupied Bandwidth 16.9017 MHz Occ BW % Pwr 99.00 % x dB -26.00 dB</p> <p>Transmit Freq Error -15.040 kHz x dB Bandwidth 25.565 MHz</p>

<p>802.11n-HT20-Low</p>	 <p>Agilent R T</p> <p>Ch Freq 5.18 GHz Trig Free</p> <p>Occupied Bandwidth</p> <p>Ref 20 dBm Atten 30 dB</p> <p>#Peak</p> <p>Log</p> <p>10</p> <p>dB/</p> <p>Offst</p> <p>1</p> <p>dB</p> <p>Center 5.18 GHz Span 40 MHz</p> <p>#Res BW 300 kHz #VBW 1 MHz Sweep 10 ms (1001 pts)</p> <p>Occupied Bandwidth 17.7837 MHz</p> <p>Occ BW % Pwr 99.00 %</p> <p>x dB -26.00 dB</p> <p>Transmit Freq Error -22.817 kHz</p> <p>x dB Bandwidth 21.957 MHz</p> <p>Trace/View</p> <p>Trace 1 2 3</p> <p>Clear Write</p> <p>Max Hold</p> <p>Min Hold</p> <p>View</p> <p>Blank</p> <p>More 1 of 2</p>
<p>802.11n-HT20-Middle</p>	 <p>Agilent R T</p> <p>Ch Freq 5.2 GHz Trig Free</p> <p>Occupied Bandwidth</p> <p>Ref 20 dBm Atten 30 dB</p> <p>#Peak</p> <p>Log</p> <p>10</p> <p>dB/</p> <p>Offst</p> <p>1</p> <p>dB</p> <p>Center 5.2 GHz Span 40 MHz</p> <p>#Res BW 300 kHz #VBW 1 MHz Sweep 10 ms (1001 pts)</p> <p>Occupied Bandwidth 17.7148 MHz</p> <p>Occ BW % Pwr 99.00 %</p> <p>x dB -26.00 dB</p> <p>Transmit Freq Error -9.873 kHz</p> <p>x dB Bandwidth 21.444 MHz</p> <p>Freq/Channel</p> <p>Center Freq 5.2000000 GHz</p> <p>Start Freq 5.1800000 GHz</p> <p>Stop Freq 5.2200000 GHz</p> <p>CF Step 4.0000000 MHz</p> <p>Auto Man</p> <p>Freq Offset 0.0000000 Hz</p> <p>Signal Track On Off</p> <p>Scale Type Log Lin</p>
<p>802.11n-HT20-High</p>	 <p>Agilent R T</p> <p>Ch Freq 5.24 GHz Trig Free</p> <p>Occupied Bandwidth</p> <p>Ref 20 dBm Atten 30 dB</p> <p>#Peak</p> <p>Log</p> <p>10</p> <p>dB/</p> <p>Offst</p> <p>1</p> <p>dB</p> <p>Center 5.24 GHz Span 40 MHz</p> <p>#Res BW 300 kHz #VBW 1 MHz Sweep 10 ms (1001 pts)</p> <p>Occupied Bandwidth 17.7281 MHz</p> <p>Occ BW % Pwr 99.00 %</p> <p>x dB -26.00 dB</p> <p>Transmit Freq Error 5.560 kHz</p> <p>x dB Bandwidth 21.962 MHz</p> <p>Trace/View</p> <p>Trace 1 2 3</p> <p>Clear Write</p> <p>Max Hold</p> <p>Min Hold</p> <p>View</p> <p>Blank</p> <p>More 1 of 2</p>

<p>802.11n-HT40-Low</p>	 <p>Agilent R T</p> <p>Ch Freq 5.19 GHz Trig Free</p> <p>Occupied Bandwidth</p> <p>Span 80.00000000 MHz</p> <p>Ref 20 dBm Atten 30 dB</p> <p>#Peak</p> <p>Log</p> <p>10 dB/</p> <p>Offst</p> <p>1 dB</p> <p>Center 5.19 GHz Span 80 MHz</p> <p>#Res BW 300 kHz #VBW 1 MHz Sweep 10 ms (1001 pts)</p> <p>Occupied Bandwidth 36.0939 MHz Occ BW % Pwr 99.00 % x dB -26.00 dB</p> <p>Transmit Freq Error 4.887 kHz</p> <p>x dB Bandwidth 40.053 MHz</p> <p>Span</p> <p>Span 80.00000000 MHz</p> <p>Span Zoom</p> <p>Full Span</p> <p>Zero Span</p> <p>Last Span</p> <p>Zone ▶</p>
<p>802.11n-HT40-High</p>	 <p>Agilent R T</p> <p>Ch Freq 5.23 GHz Trig Free</p> <p>Occupied Bandwidth</p> <p>Span 80 MHz</p> <p>Ref 20 dBm Atten 30 dB</p> <p>#Peak</p> <p>Log</p> <p>10 dB/</p> <p>Offst</p> <p>1 dB</p> <p>Center 5.23 GHz Span 80 MHz</p> <p>#Res BW 300 kHz #VBW 1 MHz Sweep 10 ms (1001 pts)</p> <p>Occupied Bandwidth 36.0892 MHz Occ BW % Pwr 99.00 % x dB -26.00 dB</p> <p>Transmit Freq Error 13.039 kHz</p> <p>x dB Bandwidth 40.147 MHz</p> <p>Trace/View</p> <p>1 2 3</p> <p>Trace</p> <p>Clear Write</p> <p>Max Hold</p> <p>Min Hold</p> <p>View</p> <p>Blank</p> <p>More 1 of 2</p>
<p>802.11ac-HT80</p>	 <p>Agilent R T</p> <p>Ch Freq 5.21 GHz Trig Free</p> <p>Occupied Bandwidth</p> <p>Center 5.21000000 GHz</p> <p>Ref 20 dBm Atten 30 dB</p> <p>#Peak</p> <p>Log</p> <p>10 dB/</p> <p>Offst</p> <p>1 dB</p> <p>Center 5.21 GHz Span 160 MHz</p> <p>#Res BW 1 MHz #VBW 3 MHz Sweep 10 ms (1001 pts)</p> <p>Occupied Bandwidth 75.8223 MHz Occ BW % Pwr 99.00 % x dB -26.00 dB</p> <p>Transmit Freq Error 45.467 kHz</p> <p>x dB Bandwidth 81.969 MHz</p> <p>Freq/Channel</p> <p>Center Freq 5.21000000 GHz</p> <p>Start Freq 5.13000000 GHz</p> <p>Stop Freq 5.29000000 GHz</p> <p>CF Step 16.00000000 MHz Auto Man</p> <p>Freq Offset 0.00000000 Hz</p> <p>Signal Track On Off</p> <p>Scale Type Log Lin</p>

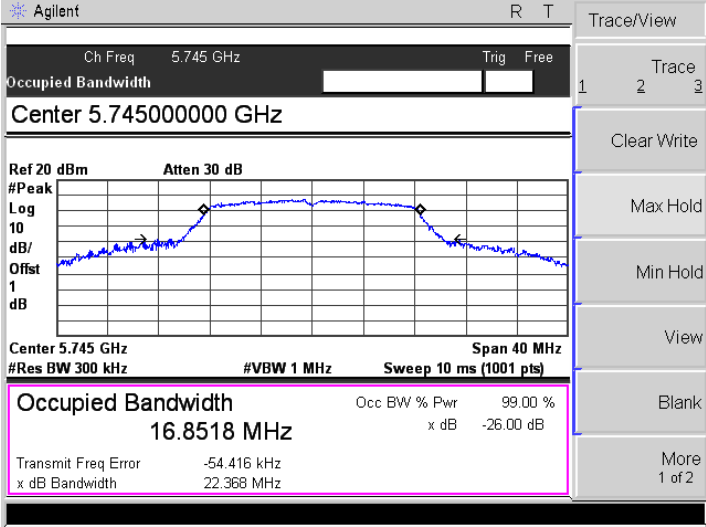
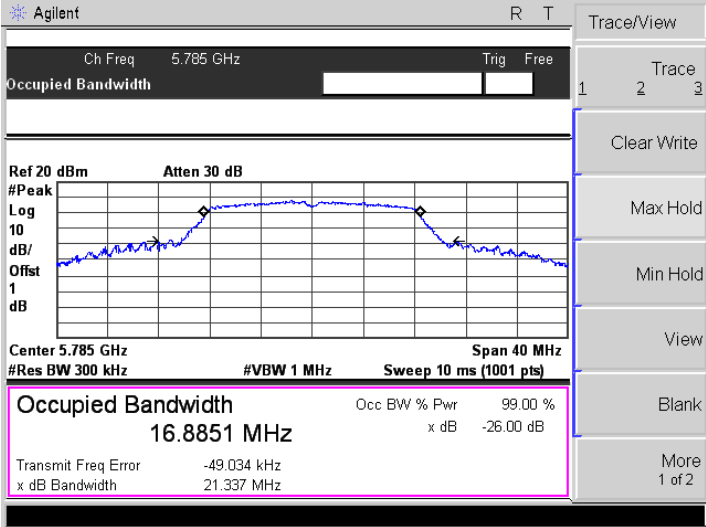
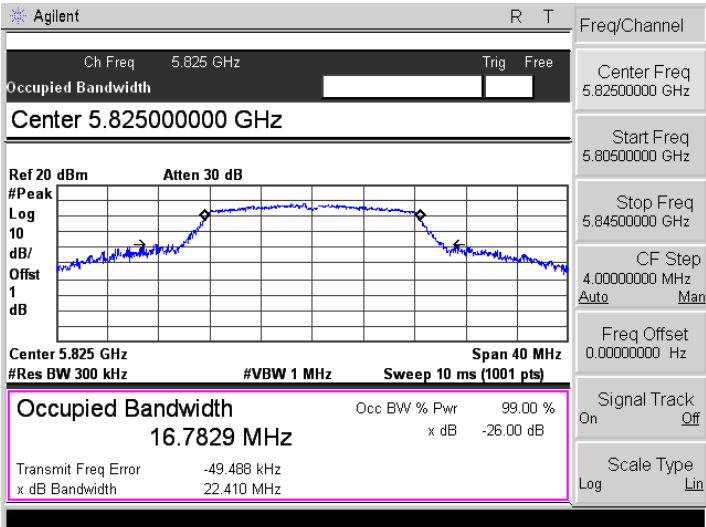
5725-5850MHz
6dB

<p>802.11a-Low</p>	<p>Agilent R T Trace/View</p> <p>Ch Freq 5.745 GHz Trig Free</p> <p>Occupied Bandwidth</p> <p>x dB -6.00 dB</p> <p>Ref 20 dBm Atten 30 dB</p> <p>#Peak Log 10 dB/Offset 1 dB</p> <p>Center 5.745 GHz Span 40 MHz</p> <p>#Res BW 100 kHz #VBW 300 kHz Sweep 10 ms (1001 pts)</p> <p>Occupied Bandwidth 16.3702 MHz Occ BW % Pwr 99.00 % x dB -6.00 dB</p> <p>Transmit Freq Error -38.864 kHz x dB Bandwidth 15.155 MHz</p> <p>Trace 1 2 3</p> <p>Clear Write</p> <p>Max Hold</p> <p>Min Hold</p> <p>View</p> <p>Blank</p> <p>More 1 of 2</p>
<p>802.11a-Middle</p>	<p>Agilent R T Trace/View</p> <p>Ch Freq 5.785 GHz Trig Free</p> <p>Occupied Bandwidth</p> <p>Ref 20 dBm Atten 30 dB</p> <p>#Peak Log 10 dB/Offset 1 dB</p> <p>Center 5.785 GHz Span 40 MHz</p> <p>#Res BW 100 kHz #VBW 300 kHz Sweep 10 ms (1001 pts)</p> <p>Occupied Bandwidth 16.3558 MHz Occ BW % Pwr 99.00 % x dB -6.00 dB</p> <p>Transmit Freq Error -32.943 kHz x dB Bandwidth 15.650 MHz</p> <p>Trace 1 2 3</p> <p>Clear Write</p> <p>Max Hold</p> <p>Min Hold</p> <p>View</p> <p>Blank</p> <p>More 1 of 2</p>
<p>802.11a-High</p>	<p>Agilent R T Trace/View</p> <p>Ch Freq 5.825 GHz Trig Free</p> <p>Occupied Bandwidth</p> <p>Center 5.82500000 GHz</p> <p>Ref 20 dBm Atten 30 dB</p> <p>#Peak Log 10 dB/Offset 1 dB</p> <p>Center 5.825 GHz Span 40 MHz</p> <p>#Res BW 100 kHz #VBW 300 kHz Sweep 10 ms (1001 pts)</p> <p>Occupied Bandwidth 16.3686 MHz Occ BW % Pwr 99.00 % x dB -6.00 dB</p> <p>Transmit Freq Error -37.615 kHz x dB Bandwidth 15.061 MHz</p> <p>Trace 1 2 3</p> <p>Clear Write</p> <p>Max Hold</p> <p>Min Hold</p> <p>View</p> <p>Blank</p> <p>More 1 of 2</p>

<p>802.11n-HT20-Low</p>	 <p>Agilent R T</p> <p>Ch Freq 5.745 GHz Trig Free</p> <p>Occupied Bandwidth</p> <p>Ref 20 dBm Atten 30 dB</p> <p>#Peak Log 10 dB/ Offst 1 dB</p> <p>Center 5.745 GHz Span 40 MHz</p> <p>#Res BW 100 kHz #VBW 300 kHz Sweep 10 ms (1001 pts)</p> <p>Occupied Bandwidth 17.5209 MHz</p> <p>Occ BW % Pwr 99.00 % x dB -6.00 dB</p> <p>Transmit Freq Error -27.905 kHz</p> <p>x dB Bandwidth 15.090 MHz</p>
<p>802.11n-HT20-Middle</p>	 <p>Agilent R T</p> <p>Ch Freq 5.785 GHz Trig Free</p> <p>Occupied Bandwidth</p> <p>Center 5.78500000 GHz</p> <p>Ref 20 dBm Atten 30 dB</p> <p>#Peak Log 10 dB/ Offst 1 dB</p> <p>Center 5.785 GHz Span 40 MHz</p> <p>#Res BW 100 kHz #VBW 300 kHz Sweep 10 ms (1001 pts)</p> <p>Occupied Bandwidth 17.5194 MHz</p> <p>Occ BW % Pwr 99.00 % x dB -6.00 dB</p> <p>Transmit Freq Error -27.909 kHz</p> <p>x dB Bandwidth 15.066 MHz</p>
<p>802.11n-HT20-High</p>	 <p>Agilent R T</p> <p>Ch Freq 5.825 GHz Trig Free</p> <p>Occupied Bandwidth</p> <p>Ref 20 dBm Atten 30 dB</p> <p>#Peak Log 10 dB/ Offst 1 dB</p> <p>Center 5.825 GHz Span 40 MHz</p> <p>#Res BW 100 kHz #VBW 300 kHz Sweep 10 ms (1001 pts)</p> <p>Occupied Bandwidth 17.5140 MHz</p> <p>Occ BW % Pwr 99.00 % x dB -6.00 dB</p> <p>Transmit Freq Error -26.364 kHz</p> <p>x dB Bandwidth 15.119 MHz</p>

<p>802.11n-HT40-Low</p>	<p>Agilent R T</p> <p>Ch Freq 5.755 GHz Trig Free</p> <p>Occupied Bandwidth</p> <p>Center 5.75500000 GHz</p> <p>Ref 20 dBm Atten 30 dB</p> <p>#Peak Log 10 dB/Offst 1 dB</p> <p>Center 5.755 GHz Span 80 MHz</p> <p>#Res BW 100 kHz #VBW 300 kHz Sweep 10 ms (1001 pts)</p> <p>Occupied Bandwidth 35.9610 MHz Occ BW % Pwr 99.00 % x dB -6.00 dB</p> <p>Transmit Freq Error -59.606 kHz x dB Bandwidth 35.200 MHz</p> <p>Freq/Channel</p> <p>Center Freq 5.75500000 GHz</p> <p>Start Freq 5.71500000 GHz</p> <p>Stop Freq 5.79500000 GHz</p> <p>CF Step 8.00000000 MHz Auto Man</p> <p>Freq Offset 0.00000000 Hz</p> <p>Signal Track On Off</p> <p>Scale Type Log Lin</p>
<p>802.11n-HT40-High</p>	<p>Agilent R T</p> <p>Ch Freq 5.795 GHz Trig Free</p> <p>Occupied Bandwidth</p> <p>Center 5.795 GHz</p> <p>Ref 20 dBm Atten 30 dB</p> <p>#Peak Log 10 dB/Offst 1 dB</p> <p>Center 5.795 GHz Span 80 MHz</p> <p>#Res BW 100 kHz #VBW 300 kHz Sweep 10 ms (1001 pts)</p> <p>Occupied Bandwidth 35.9545 MHz Occ BW % Pwr 99.00 % x dB -6.00 dB</p> <p>Transmit Freq Error -50.253 kHz x dB Bandwidth 35.178 MHz</p> <p>Trace/View</p> <p>1 2 3</p> <p>Clear Write</p> <p>Max Hold</p> <p>Min Hold</p> <p>View</p> <p>Blank</p> <p>More 1 of 2</p>
<p>802.11ac-HT80</p>	<p>Agilent R T</p> <p>Ch Freq 5.775 GHz Trig Free</p> <p>Occupied Bandwidth</p> <p>Span 160.000000 MHz</p> <p>Ref 20 dBm Atten 30 dB</p> <p>#Peak Log 10 dB/Offst 1 dB</p> <p>Center 5.775 GHz Span 160 MHz</p> <p>#Res BW 100 kHz #VBW 300 kHz Sweep 16.58 ms (1001 pts)</p> <p>Occupied Bandwidth 75.4553 MHz Occ BW % Pwr 99.00 % x dB -6.00 dB</p> <p>Transmit Freq Error -131.407 kHz x dB Bandwidth 75.873 MHz</p> <p>Span</p> <p>Span 160.000000 MHz</p> <p>Span Zoom</p> <p>Full Span</p> <p>Zero Span</p> <p>Last Span</p> <p>Zone ▶</p>

99%

<p>802.11a-Low</p>	
<p>802.11a-Middle</p>	
<p>802.11a-High</p>	

<p>802.11n-HT20-Low</p>	<p>Agilent R T</p> <p>Ch Freq 5.745 GHz Trig Free</p> <p>Occupied Bandwidth</p> <p>Ref 20 dBm Atten 30 dB</p> <p>#Peak</p> <p>Log</p> <p>10 dB/</p> <p>Offset</p> <p>1 dB</p> <p>Center 5.745 GHz Span 40 MHz</p> <p>#Res BW 300 kHz #VBW 1 MHz Sweep 10 ms (1001 pts)</p> <p>Occupied Bandwidth 17.7062 MHz</p> <p>Occ BW % Pwr 99.00 %</p> <p>x dB -26.00 dB</p> <p>Transmit Freq Error -31.112 kHz</p> <p>x dB Bandwidth 20.636 MHz</p> <p>Trace/View</p> <p>1 Trace 2 3</p> <p>Clear Write</p> <p>Max Hold</p> <p>Min Hold</p> <p>View</p> <p>Blank</p> <p>More 1 of 2</p>
<p>802.11n-HT20-Middle</p>	<p>Agilent R T</p> <p>Ch Freq 5.785 GHz Trig Free</p> <p>Occupied Bandwidth</p> <p>Center 5.78500000 GHz</p> <p>Ref 20 dBm Atten 30 dB</p> <p>#Peak</p> <p>Log</p> <p>10 dB/</p> <p>Offset</p> <p>1 dB</p> <p>Center 5.785 GHz Span 40 MHz</p> <p>#Res BW 300 kHz #VBW 1 MHz Sweep 10 ms (1001 pts)</p> <p>Occupied Bandwidth 17.7342 MHz</p> <p>Occ BW % Pwr 99.00 %</p> <p>x dB -26.00 dB</p> <p>Transmit Freq Error -38.869 kHz</p> <p>x dB Bandwidth 21.073 MHz</p> <p>Trace/View</p> <p>1 Trace 2 3</p> <p>Clear Write</p> <p>Max Hold</p> <p>Min Hold</p> <p>View</p> <p>Blank</p> <p>More 1 of 2</p>
<p>802.11n-HT20-High</p>	<p>Agilent R T</p> <p>Ch Freq 5.825 GHz Trig Free</p> <p>Occupied Bandwidth</p> <p>Ref 20 dBm Atten 30 dB</p> <p>#Peak</p> <p>Log</p> <p>10 dB/</p> <p>Offset</p> <p>1 dB</p> <p>Center 5.825 GHz Span 40 MHz</p> <p>#Res BW 300 kHz #VBW 1 MHz Sweep 10 ms (1001 pts)</p> <p>Occupied Bandwidth 17.7242 MHz</p> <p>Occ BW % Pwr 99.00 %</p> <p>x dB -26.00 dB</p> <p>Transmit Freq Error -42.819 kHz</p> <p>x dB Bandwidth 20.970 MHz</p> <p>Trace/View</p> <p>1 Trace 2 3</p> <p>Clear Write</p> <p>Max Hold</p> <p>Min Hold</p> <p>View</p> <p>Blank</p> <p>More 1 of 2</p>

<p>802.11n-HT40-Low</p>	<p>Agilent R T</p> <p>Ch Freq 5.755 GHz Trig Free</p> <p>Occupied Bandwidth</p> <p>Ref 20 dBm Atten 30 dB</p> <p>#Peak</p> <p>Log</p> <p>10 dB/</p> <p>Offst</p> <p>1 dB</p> <p>Center 5.755 GHz Span 80 MHz</p> <p>#Res BW 300 kHz #VBW 1 MHz Sweep 10 ms (1001 pts)</p> <p>Occupied Bandwidth 36.0964 MHz</p> <p>Occ BW % Pwr 99.00 %</p> <p>x dB -26.00 dB</p> <p>Transmit Freq Error -43.935 kHz</p> <p>x dB Bandwidth 40.725 MHz</p> <p>Trace/View</p> <p>1 Trace 2 3</p> <p>Clear Write</p> <p>Max Hold</p> <p>Min Hold</p> <p>View</p> <p>Blank</p> <p>More 1 of 2</p>
<p>802.11n-HT40-High</p>	<p>Agilent R T</p> <p>Ch Freq 5.795 GHz Trig Free</p> <p>Occupied Bandwidth</p> <p>Ref 20 dBm Atten 30 dB</p> <p>#Peak</p> <p>Log</p> <p>10 dB/</p> <p>Offst</p> <p>1 dB</p> <p>Center 5.795 GHz Span 80 MHz</p> <p>#Res BW 300 kHz #VBW 1 MHz Sweep 10 ms (1001 pts)</p> <p>Occupied Bandwidth 36.1035 MHz</p> <p>Occ BW % Pwr 99.00 %</p> <p>x dB -26.00 dB</p> <p>Transmit Freq Error -55.399 kHz</p> <p>x dB Bandwidth 40.688 MHz</p> <p>Trace/View</p> <p>1 Trace 2 3</p> <p>Clear Write</p> <p>Max Hold</p> <p>Min Hold</p> <p>View</p> <p>Blank</p> <p>More 1 of 2</p>
<p>802.11ac-HT80</p>	<p>Agilent R T</p> <p>Ch Freq 5.775 GHz Trig Free</p> <p>Occupied Bandwidth</p> <p>Center 5.77500000 GHz</p> <p>Ref 20 dBm Atten 30 dB</p> <p>#Peak</p> <p>Log</p> <p>10 dB/</p> <p>Offst</p> <p>1 dB</p> <p>Center 5.775 GHz Span 160 MHz</p> <p>#Res BW 1 MHz #VBW 3 MHz Sweep 10 ms (1001 pts)</p> <p>Occupied Bandwidth 75.8960 MHz</p> <p>Occ BW % Pwr 99.00 %</p> <p>x dB -26.00 dB</p> <p>Transmit Freq Error -204.365 kHz</p> <p>x dB Bandwidth 82.143 MHz</p> <p>Freq/Channel</p> <p>Center Freq 5.77500000 GHz</p> <p>Start Freq 5.69500000 GHz</p> <p>Stop Freq 5.85500000 GHz</p> <p>CF Step 16.0000000 MHz</p> <p>Auto Man</p> <p>Freq Offset 0.00000000 Hz</p> <p>Signal Track On Off</p> <p>Scale Type Log Lin</p>

APPENDIX C

Maximum Conducted Output Power

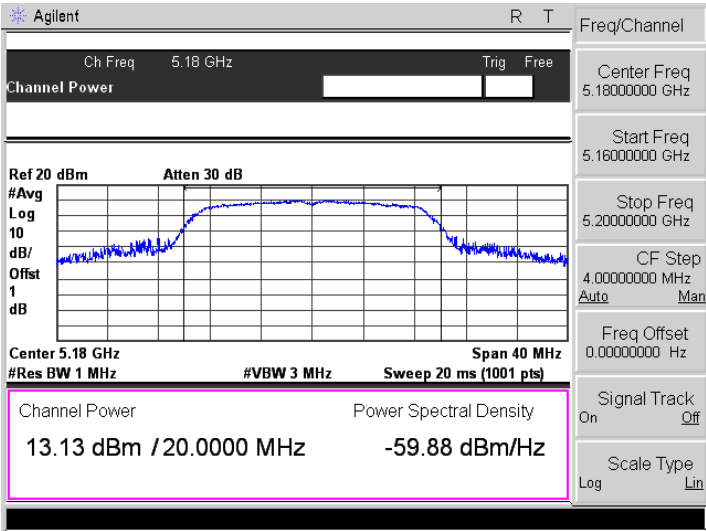
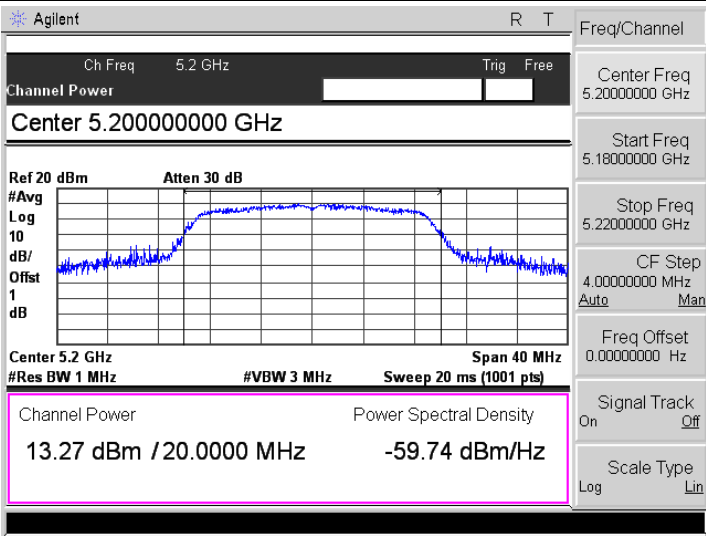
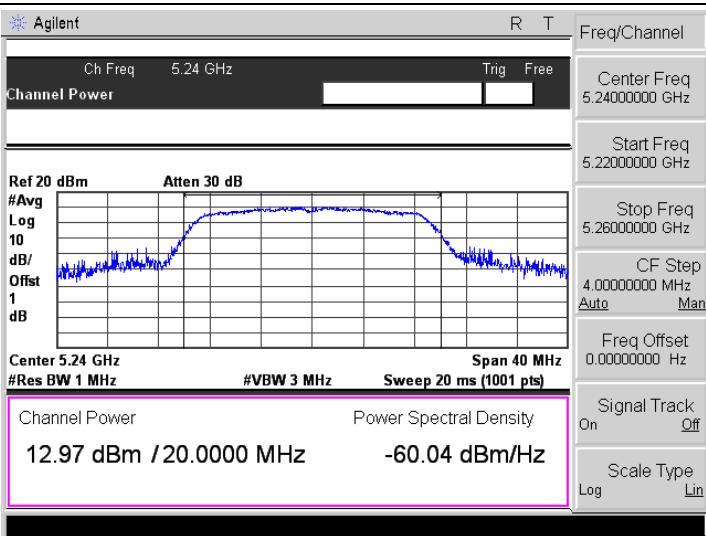
U-NII-1:5150-5250MHz					
Test mode	Frequency MHz	Output Power dBm		Total dBm	Limit dBm
		ANT 0	ANT 1		
802.11a	5180	14.20	14.28	/	23.98
	5200	14.60	14.43	/	23.98
	5240	14.52	14.80	/	23.98
802.11n-HT20	5180	13.13	13.03	16.09	23.98
	5200	13.27	12.66	15.99	23.98
	5240	12.97	13.35	16.17	23.98
802.11n-HT40	5190	13.10	12.29	15.72	23.98
	5230	13.28	12.33	15.84	23.98
802.11ac VH80	5210	11.89	11.17	14.56	23.98

U-NII-3: 5725-5850MHz					
Test mode	Frequency MHz	Output Power dBm		Total dBm	Limit dBm
		ANT 0	ANT 1		
802.11a	5745	14.69	14.28	/	30
	5785	14.80	14.97	/	30
	5825	14.58	14.67	/	30
802.11n-HT20	5745	13.98	13.13	16.59	30
	5785	13.74	13.48	16.62	30
	5825	13.55	13.67	16.62	30
802.11n-HT40	5755	12.41	12.59	15.51	30
	5795	12.69	12.75	15.73	30
802.11ac VH80	5775	11.53	11.82	14.69	30

ANT 0

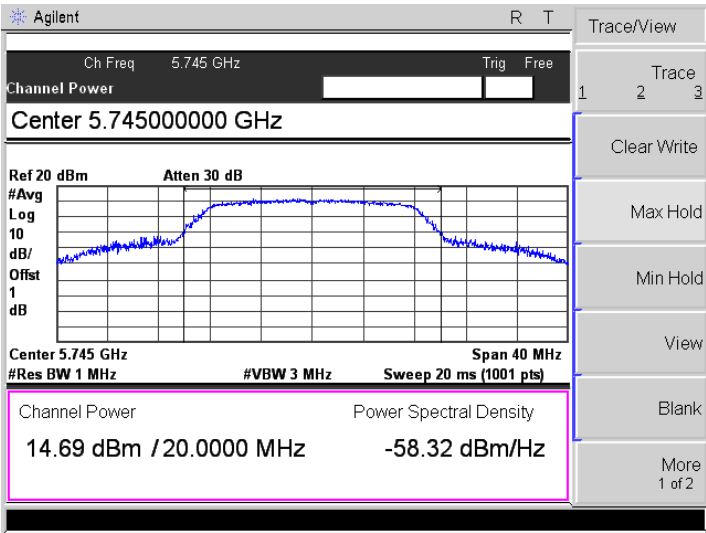
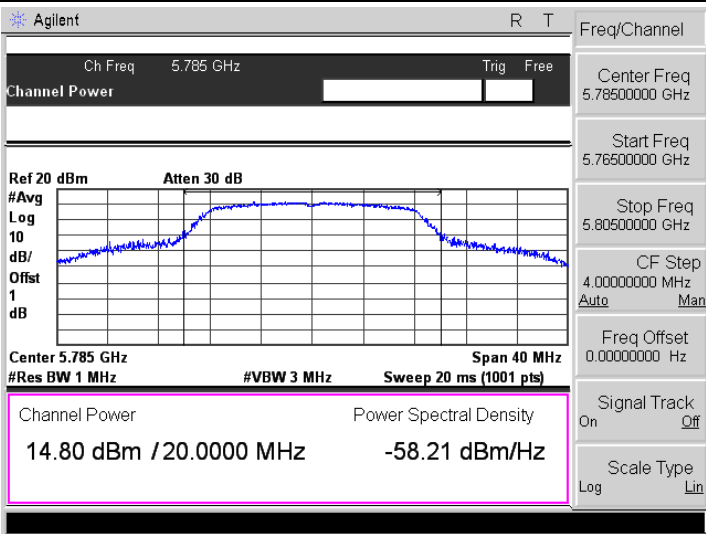
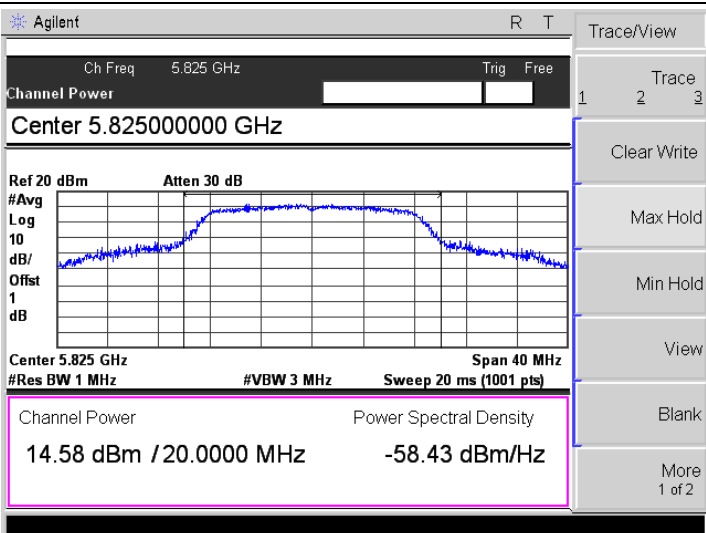
5150-5250MHz

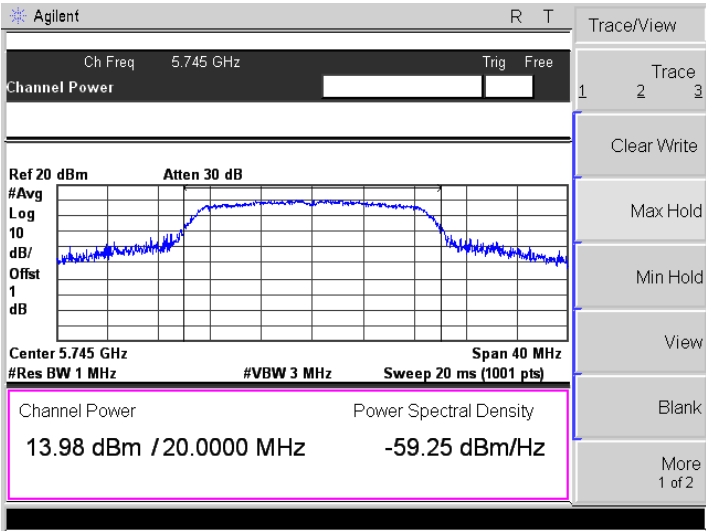
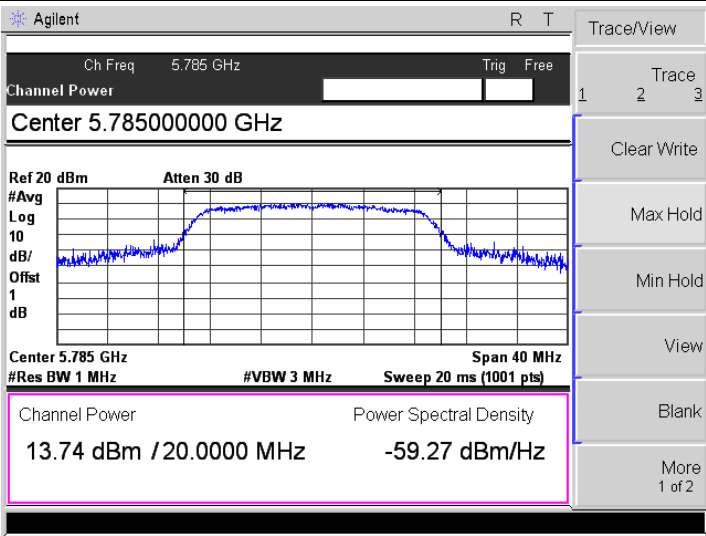
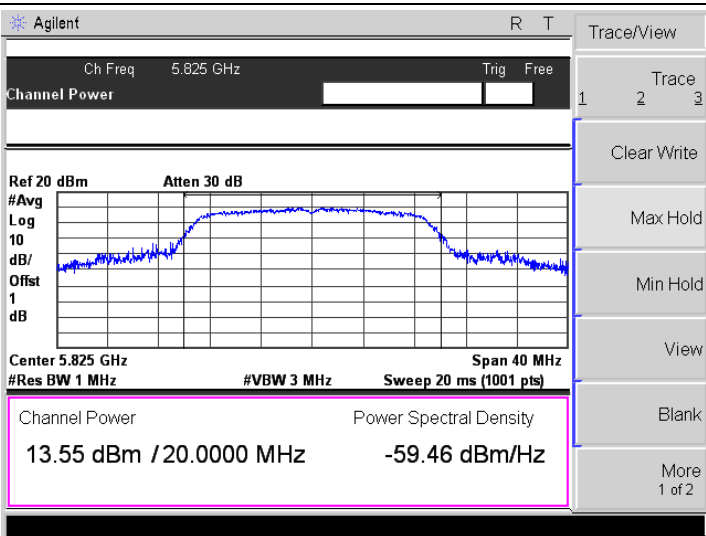
<p>802.11a-Low</p>	<p>Agilent R T</p> <p>Ch Freq 5.18 GHz Trig Free</p> <p>Channel Power</p> <p>Span 40.00000000 MHz</p> <p>Ref 20 dBm Atten 30 dB</p> <p>#Avg Log 10 dB/ Offst 1 dB</p> <p>Center 5.18 GHz Span 40 MHz</p> <p>#Res BW 1 MHz #VBW 3 MHz Sweep 20 ms (1001 pts)</p> <p>Channel Power Power Spectral Density</p> <p>14.20 dBm / 20.0000 MHz -58.63 dBm/Hz</p> <p>Trace/View</p> <p>Trace 1 2 3</p> <p>Clear Write</p> <p>Max Hold</p> <p>Min Hold</p> <p>View</p> <p>Blank</p> <p>More 1 of 2</p>
<p>802.11a-Middle</p>	<p>Agilent R T</p> <p>Ch Freq 5.2 GHz Trig Free</p> <p>Channel Power</p> <p>Center 5.2 GHz Span 40 MHz</p> <p>#Res BW 1 MHz #VBW 3 MHz Sweep 20 ms (1001 pts)</p> <p>Channel Power Power Spectral Density</p> <p>14.60 dBm / 20.0000 MHz -58.41 dBm/Hz</p> <p>Freq/Channel</p> <p>Center Freq 5.20000000 GHz</p> <p>Start Freq 5.18000000 GHz</p> <p>Stop Freq 5.22000000 GHz</p> <p>CF Step 4.00000000 MHz Auto Man</p> <p>Freq Offset 0.00000000 Hz</p> <p>Signal Track On Off</p> <p>Scale Type Log Lin</p>
<p>802.11a-High</p>	<p>Agilent R T</p> <p>Ch Freq 5.24 GHz Trig Free</p> <p>Channel Power</p> <p>Center 5.240000000 GHz Span 40 MHz</p> <p>#Res BW 1 MHz #VBW 3 MHz Sweep 20 ms (1001 pts)</p> <p>Channel Power Power Spectral Density</p> <p>14.52 dBm / 20.0000 MHz -58.49 dBm/Hz</p> <p>Trace/View</p> <p>Trace 1 2 3</p> <p>Clear Write</p> <p>Max Hold</p> <p>Min Hold</p> <p>View</p> <p>Blank</p> <p>More 1 of 2</p>

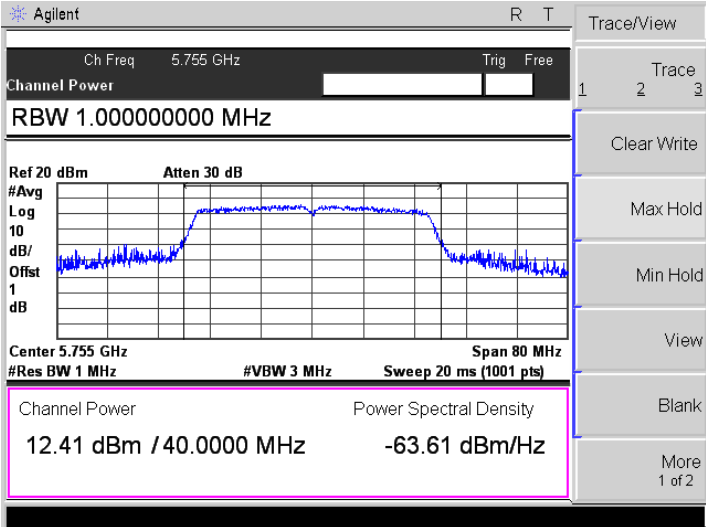
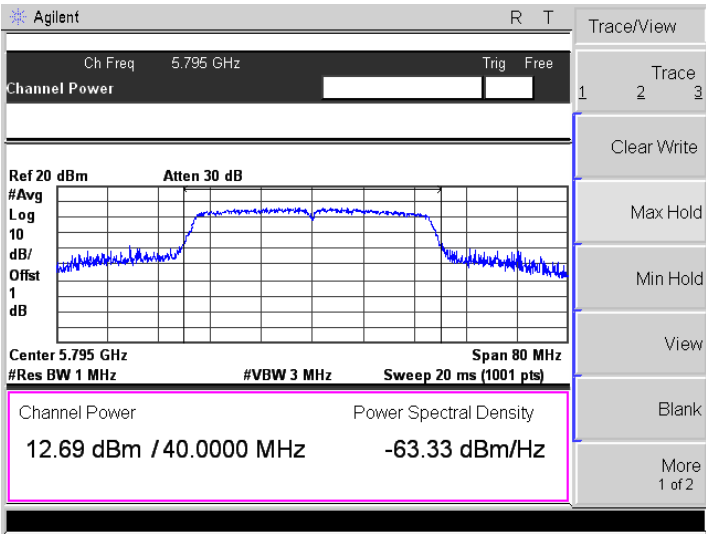
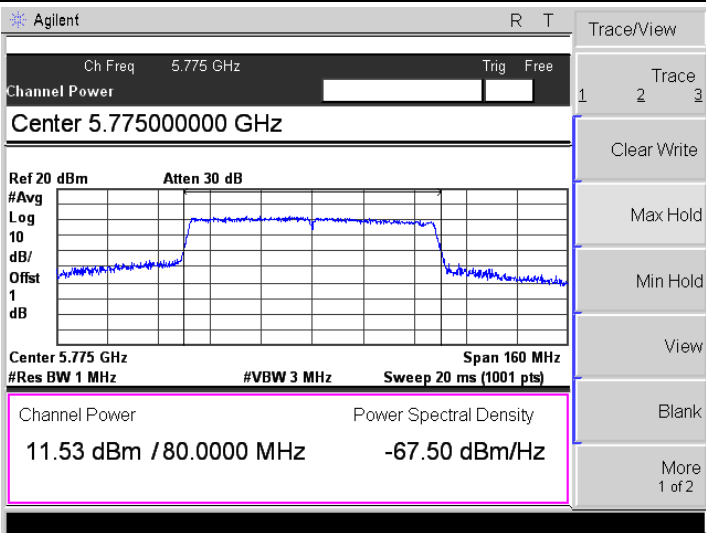
<p>802.11n-HT20-Low</p>	 <p>Agilent R T</p> <p>Ch Freq 5.18 GHz Trig Free</p> <p>Channel Power</p> <p>Ref 20 dBm Atten 30 dB</p> <p>#Avg Log 10 dB/ Offst 1 dB</p> <p>Center 5.18 GHz Span 40 MHz</p> <p>#Res BW 1 MHz #VBW 3 MHz Sweep 20 ms (1001 pts)</p> <p>Channel Power Power Spectral Density</p> <p>13.13 dBm / 20.0000 MHz -59.88 dBm/Hz</p> <p>Freq/Channel</p> <p>Center Freq 5.18000000 GHz</p> <p>Start Freq 5.16000000 GHz</p> <p>Stop Freq 5.20000000 GHz</p> <p>CF Step 4.00000000 MHz Auto Man</p> <p>Freq Offset 0.00000000 Hz</p> <p>Signal Track On Off</p> <p>Scale Type Log Lin</p>
<p>802.11n-HT20-Middle</p>	 <p>Agilent R T</p> <p>Ch Freq 5.2 GHz Trig Free</p> <p>Channel Power</p> <p>Center 5.20000000 GHz</p> <p>Ref 20 dBm Atten 30 dB</p> <p>#Avg Log 10 dB/ Offst 1 dB</p> <p>Center 5.2 GHz Span 40 MHz</p> <p>#Res BW 1 MHz #VBW 3 MHz Sweep 20 ms (1001 pts)</p> <p>Channel Power Power Spectral Density</p> <p>13.27 dBm / 20.0000 MHz -59.74 dBm/Hz</p> <p>Freq/Channel</p> <p>Center Freq 5.20000000 GHz</p> <p>Start Freq 5.18000000 GHz</p> <p>Stop Freq 5.22000000 GHz</p> <p>CF Step 4.00000000 MHz Auto Man</p> <p>Freq Offset 0.00000000 Hz</p> <p>Signal Track On Off</p> <p>Scale Type Log Lin</p>
<p>802.11n-HT20-High</p>	 <p>Agilent R T</p> <p>Ch Freq 5.24 GHz Trig Free</p> <p>Channel Power</p> <p>Ref 20 dBm Atten 30 dB</p> <p>#Avg Log 10 dB/ Offst 1 dB</p> <p>Center 5.24 GHz Span 40 MHz</p> <p>#Res BW 1 MHz #VBW 3 MHz Sweep 20 ms (1001 pts)</p> <p>Channel Power Power Spectral Density</p> <p>12.97 dBm / 20.0000 MHz -60.04 dBm/Hz</p> <p>Freq/Channel</p> <p>Center Freq 5.24000000 GHz</p> <p>Start Freq 5.22000000 GHz</p> <p>Stop Freq 5.26000000 GHz</p> <p>CF Step 4.00000000 MHz Auto Man</p> <p>Freq Offset 0.00000000 Hz</p> <p>Signal Track On Off</p> <p>Scale Type Log Lin</p>

<p>802.11n-HT40-Low</p>	<p>Agilent R T</p> <p>Ch Freq 5.19 GHz Trig Free</p> <p>Channel Power</p> <p>Ref 20 dBm Atten 30 dB</p> <p>#Avg Log 10 dB/ Offst 1 dB</p> <p>Center 5.19 GHz Span 80 MHz</p> <p>#Res BW 1 MHz #VBW 3 MHz Sweep 20 ms (1001 pts)</p> <p>Channel Power Power Spectral Density</p> <p>13.10 dBm / 40.0000 MHz -62.92 dBm/Hz</p> <p>Freq/Channel</p> <p>Center Freq 5.19000000 GHz</p> <p>Start Freq 5.15000000 GHz</p> <p>Stop Freq 5.23000000 GHz</p> <p>CF Step 8.00000000 MHz Auto Man</p> <p>Freq Offset 0.00000000 Hz</p> <p>Signal Track On Off</p> <p>Scale Type Log Lin</p>
<p>802.11n-HT40-High</p>	<p>Agilent R T</p> <p>Ch Freq 5.23 GHz Trig Free</p> <p>Channel Power</p> <p>Ref 20 dBm Atten 30 dB</p> <p>#Avg Log 10 dB/ Offst 1 dB</p> <p>Center 5.23 GHz Span 80 MHz</p> <p>#Res BW 1 MHz #VBW 3 MHz Sweep 20 ms (1001 pts)</p> <p>Channel Power Power Spectral Density</p> <p>13.28 dBm / 40.0000 MHz -62.74 dBm/Hz</p> <p>Freq/Channel</p> <p>Center Freq 5.23000000 GHz</p> <p>Start Freq 5.19000000 GHz</p> <p>Stop Freq 5.27000000 GHz</p> <p>CF Step 8.00000000 MHz Auto Man</p> <p>Freq Offset 0.00000000 Hz</p> <p>Signal Track On Off</p> <p>Scale Type Log Lin</p>
<p>802.11ac-HT80</p>	<p>Agilent R T</p> <p>Ch Freq 5.21 GHz Trig Free</p> <p>Channel Power</p> <p>Center 5.210000000 GHz</p> <p>Ref 20 dBm Atten 30 dB</p> <p>#Avg Log 10 dB/ Offst 1 dB</p> <p>Center 5.21 GHz Span 160 MHz</p> <p>#Res BW 1 MHz #VBW 3 MHz Sweep 20 ms (1001 pts)</p> <p>Channel Power Power Spectral Density</p> <p>11.89 dBm / 80.0000 MHz -67.14 dBm/Hz</p> <p>Trace/View</p> <p>Trace 1 2 3</p> <p>Clear Write</p> <p>Max Hold</p> <p>Min Hold</p> <p>View</p> <p>Blank</p> <p>More 1 of 2</p>

5725-5850MHz

<p>802.11a-Low</p>	
<p>802.11a-Middle</p>	
<p>802.11a-High</p>	

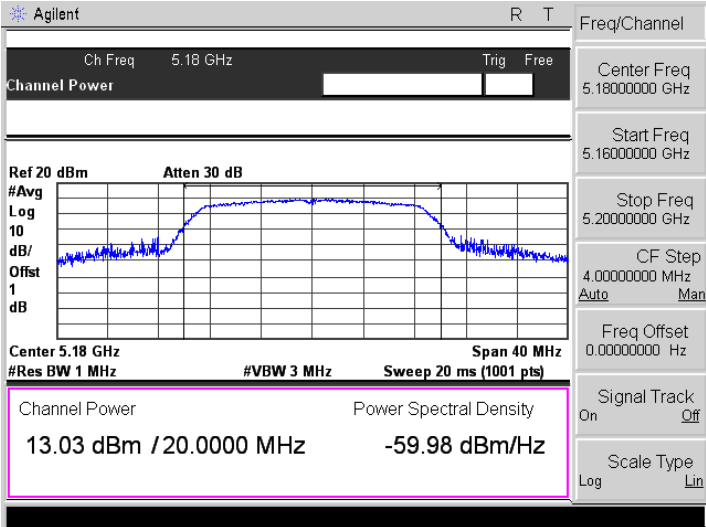
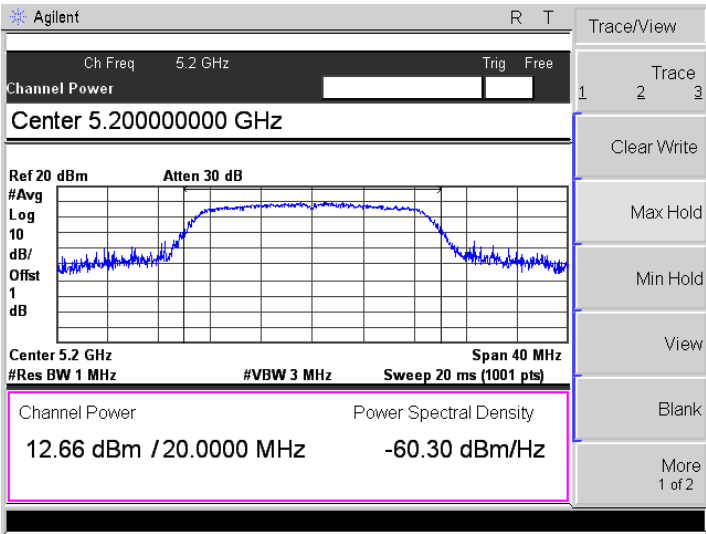
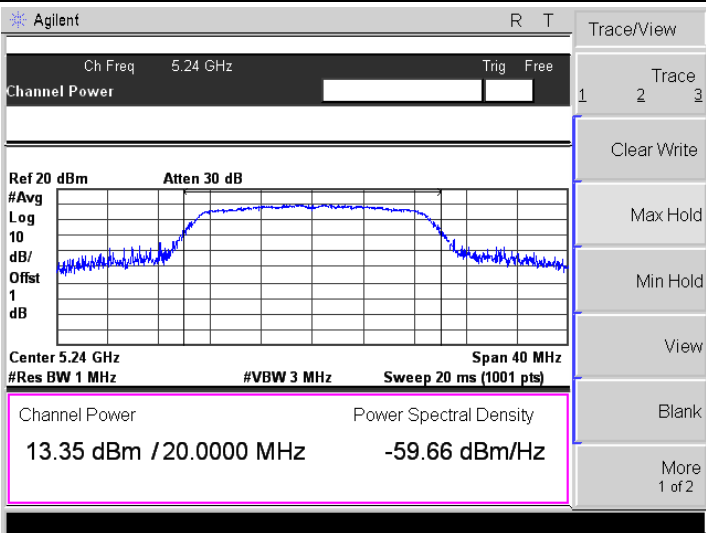
<p>802.11n-HT20-Low</p>	 <p>Agilent R T</p> <p>Ch Freq 5.745 GHz Trig Free</p> <p>Channel Power</p> <p>Ref 20 dBm Atten 30 dB</p> <p>#Avg Log 10 dB/ Offst 1 dB</p> <p>Center 5.745 GHz Span 40 MHz</p> <p>#Res BW 1 MHz #VBW 3 MHz Sweep 20 ms (1001 pts)</p> <p>Channel Power Power Spectral Density</p> <p>13.98 dBm / 20.0000 MHz -59.25 dBm/Hz</p> <p>Trace/View</p> <p>Trace 1 2 3</p> <p>Clear Write</p> <p>Max Hold</p> <p>Min Hold</p> <p>View</p> <p>Blank</p> <p>More 1 of 2</p>
<p>802.11n-HT20-Middle</p>	 <p>Agilent R T</p> <p>Ch Freq 5.785 GHz Trig Free</p> <p>Channel Power</p> <p>Center 5.78500000 GHz</p> <p>Ref 20 dBm Atten 30 dB</p> <p>#Avg Log 10 dB/ Offst 1 dB</p> <p>Center 5.785 GHz Span 40 MHz</p> <p>#Res BW 1 MHz #VBW 3 MHz Sweep 20 ms (1001 pts)</p> <p>Channel Power Power Spectral Density</p> <p>13.74 dBm / 20.0000 MHz -59.27 dBm/Hz</p> <p>Trace/View</p> <p>Trace 1 2 3</p> <p>Clear Write</p> <p>Max Hold</p> <p>Min Hold</p> <p>View</p> <p>Blank</p> <p>More 1 of 2</p>
<p>802.11n-HT20-High</p>	 <p>Agilent R T</p> <p>Ch Freq 5.825 GHz Trig Free</p> <p>Channel Power</p> <p>Ref 20 dBm Atten 30 dB</p> <p>#Avg Log 10 dB/ Offst 1 dB</p> <p>Center 5.825 GHz Span 40 MHz</p> <p>#Res BW 1 MHz #VBW 3 MHz Sweep 20 ms (1001 pts)</p> <p>Channel Power Power Spectral Density</p> <p>13.55 dBm / 20.0000 MHz -59.46 dBm/Hz</p> <p>Trace/View</p> <p>Trace 1 2 3</p> <p>Clear Write</p> <p>Max Hold</p> <p>Min Hold</p> <p>View</p> <p>Blank</p> <p>More 1 of 2</p>

<p>802.11n-HT40-Low</p>	 <p>Agilent R T</p> <p>Ch Freq 5.755 GHz Trig Free</p> <p>Channel Power</p> <p>RBW 1.000000000 MHz</p> <p>Ref 20 dBm Atten 30 dB</p> <p>#Avg Log 10 dB/ Offst 1 dB</p> <p>Center 5.755 GHz Span 80 MHz</p> <p>#Res BW 1 MHz #VBW 3 MHz Sweep 20 ms (1001 pts)</p> <p>Channel Power Power Spectral Density</p> <p>12.41 dBm / 40.0000 MHz -63.61 dBm/Hz</p> <p>Trace/View</p> <p>Trace 1 2 3</p> <p>Clear Write</p> <p>Max Hold</p> <p>Min Hold</p> <p>View</p> <p>Blank</p> <p>More 1 of 2</p>
<p>802.11n-HT40-High</p>	 <p>Agilent R T</p> <p>Ch Freq 5.795 GHz Trig Free</p> <p>Channel Power</p> <p>Ref 20 dBm Atten 30 dB</p> <p>#Avg Log 10 dB/ Offst 1 dB</p> <p>Center 5.795 GHz Span 80 MHz</p> <p>#Res BW 1 MHz #VBW 3 MHz Sweep 20 ms (1001 pts)</p> <p>Channel Power Power Spectral Density</p> <p>12.69 dBm / 40.0000 MHz -63.33 dBm/Hz</p> <p>Trace/View</p> <p>Trace 1 2 3</p> <p>Clear Write</p> <p>Max Hold</p> <p>Min Hold</p> <p>View</p> <p>Blank</p> <p>More 1 of 2</p>
<p>802.11ac-HT80</p>	 <p>Agilent R T</p> <p>Ch Freq 5.775 GHz Trig Free</p> <p>Channel Power</p> <p>Center 5.775000000 GHz</p> <p>Ref 20 dBm Atten 30 dB</p> <p>#Avg Log 10 dB/ Offst 1 dB</p> <p>Center 5.775 GHz Span 160 MHz</p> <p>#Res BW 1 MHz #VBW 3 MHz Sweep 20 ms (1001 pts)</p> <p>Channel Power Power Spectral Density</p> <p>11.53 dBm / 80.0000 MHz -67.50 dBm/Hz</p> <p>Trace/View</p> <p>Trace 1 2 3</p> <p>Clear Write</p> <p>Max Hold</p> <p>Min Hold</p> <p>View</p> <p>Blank</p> <p>More 1 of 2</p>

ANT 1

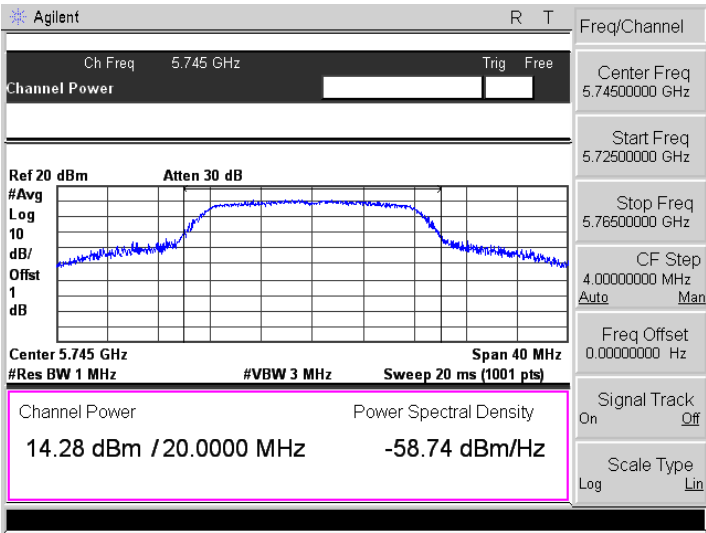
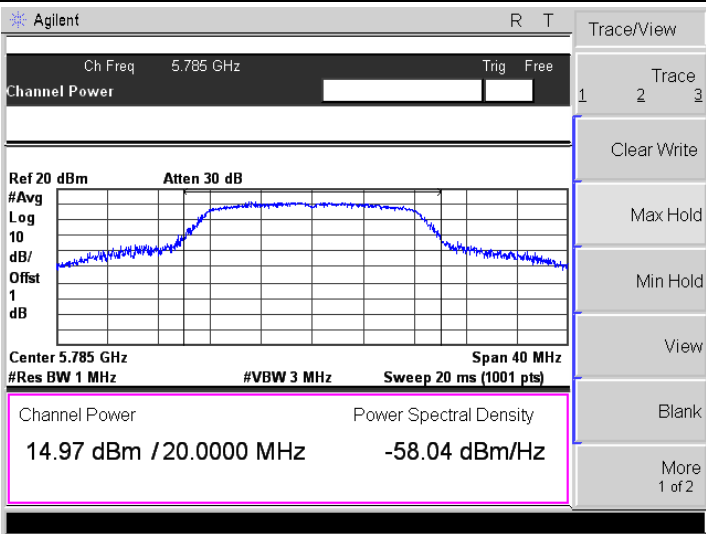
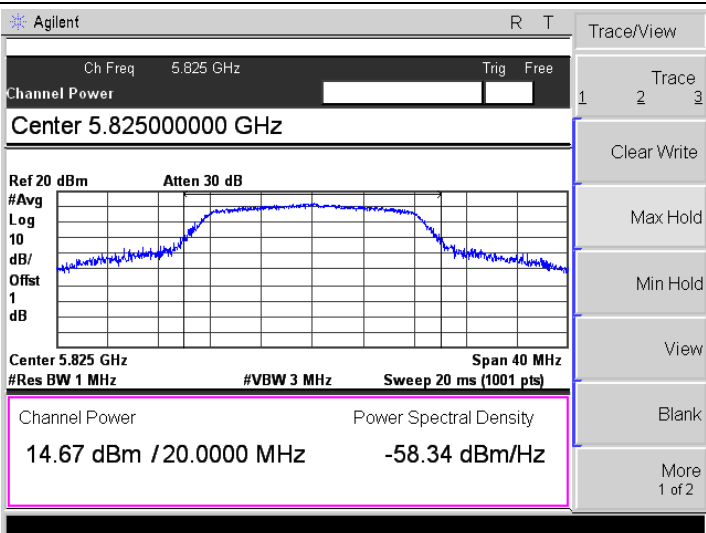
5150-5250MHz

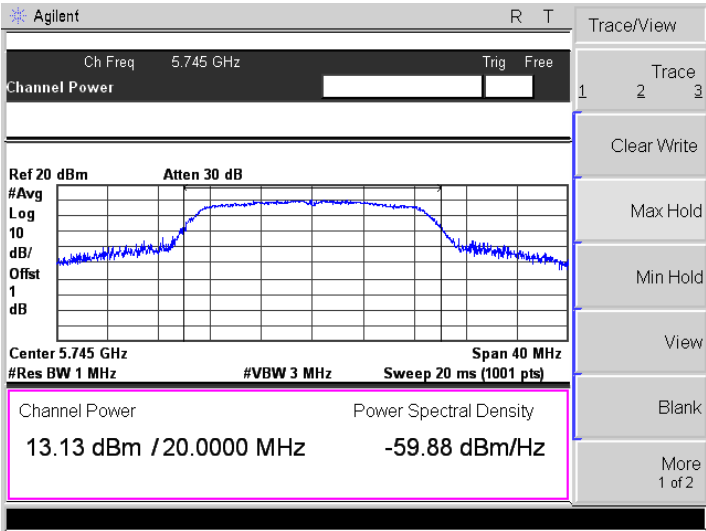
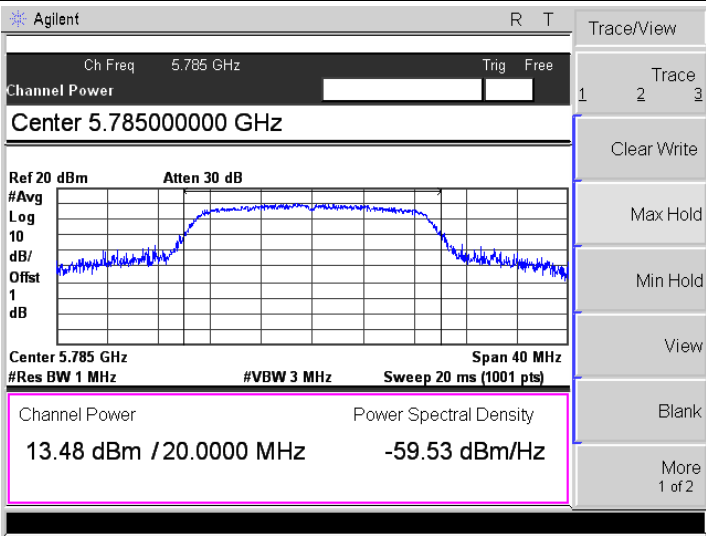
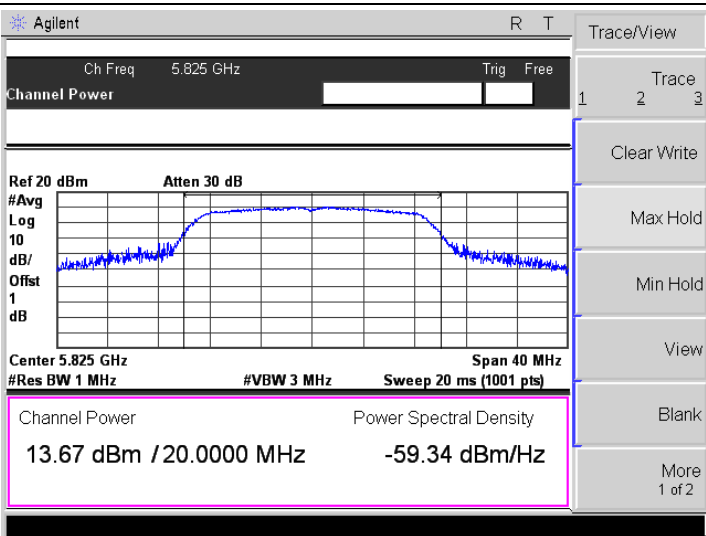
<p>802.11a-Low</p>	<p>Agilent R T</p> <p>Ch Freq 5.18 GHz Trig Free</p> <p>Channel Power</p> <p>Center 5.18000000 GHz</p> <p>Ref 20 dBm Atten 30 dB</p> <p>#Avg Log 10 dB/ Offst 1 dB</p> <p>Center 5.18 GHz Span 40 MHz</p> <p>#Res BW 1 MHz #VBW 3 MHz Sweep 20 ms (1001 pts)</p> <p>Channel Power Power Spectral Density</p> <p>14.28 dBm / 20.0000 MHz -58.73 dBm/Hz</p> <p>Trace/View</p> <p>Trace 1 2 3</p> <p>Clear Write</p> <p>Max Hold</p> <p>Min Hold</p> <p>View</p> <p>Blank</p> <p>More 1 of 2</p>
<p>802.11a-Middle</p>	<p>Agilent R T</p> <p>Ch Freq 5.2 GHz Trig Free</p> <p>Channel Power</p> <p>Center 5.20000000 GHz</p> <p>Ref 20 dBm Atten 30 dB</p> <p>#Avg Log 10 dB/ Offst 1 dB</p> <p>Center 5.2 GHz Span 40 MHz</p> <p>#Res BW 1 MHz #VBW 3 MHz Sweep 20 ms (1001 pts)</p> <p>Channel Power Power Spectral Density</p> <p>14.43 dBm / 20.0000 MHz -58.59 dBm/Hz</p> <p>Trace/View</p> <p>Trace 1 2 3</p> <p>Clear Write</p> <p>Max Hold</p> <p>Min Hold</p> <p>View</p> <p>Blank</p> <p>More 1 of 2</p>
<p>802.11a-High</p>	<p>Agilent R T</p> <p>Ch Freq 5.24 GHz Trig Free</p> <p>Channel Power</p> <p>Center 5.24000000 GHz</p> <p>Ref 20 dBm Atten 30 dB</p> <p>#Avg Log 10 dB/ Offst 1 dB</p> <p>Center 5.24 GHz Span 40 MHz</p> <p>#Res BW 1 MHz #VBW 3 MHz Sweep 20 ms (1001 pts)</p> <p>Channel Power Power Spectral Density</p> <p>14.80 dBm / 20.0000 MHz -58.22 dBm/Hz</p> <p>Freq/Channel</p> <p>Center Freq 5.24000000 GHz</p> <p>Start Freq 5.22000000 GHz</p> <p>Stop Freq 5.26000000 GHz</p> <p>CF Step 4.00000000 MHz</p> <p>Auto Man</p> <p>Freq Offset 0.00000000 Hz</p> <p>Signal Track On Off</p> <p>Scale Type Log Lin</p>

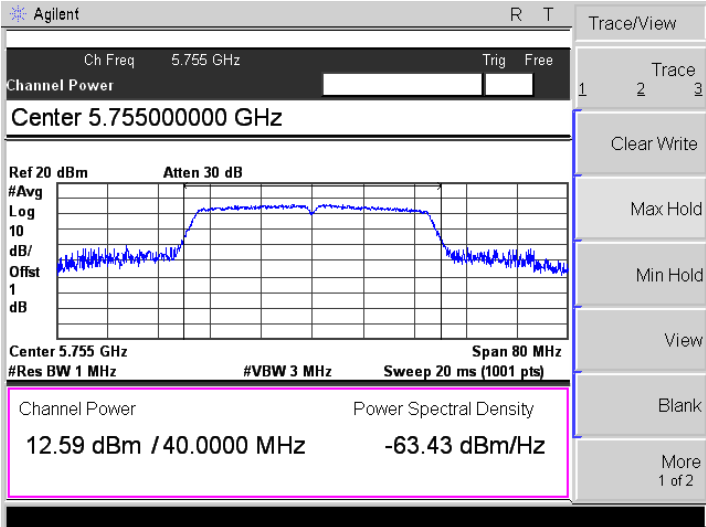
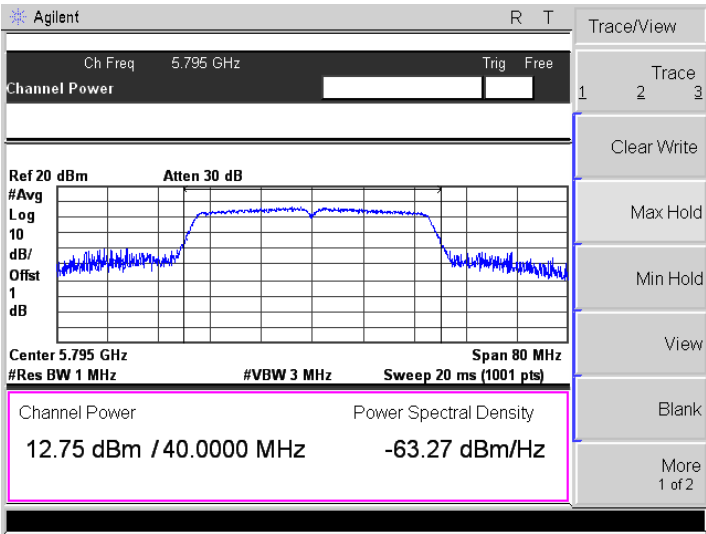
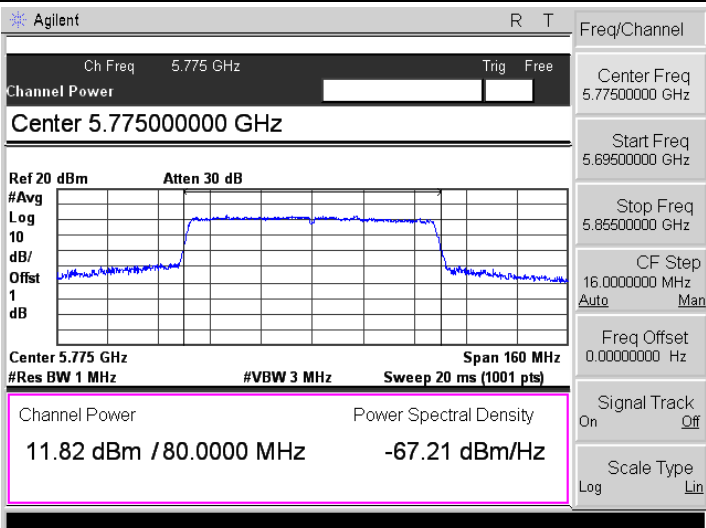
<p>802.11n-HT20-Low</p>	
<p>802.11n-HT20-Middle</p>	
<p>802.11n-HT20-High</p>	

<p>802.11n-HT40-Low</p>	<p>Agilent R T</p> <p>Ch Freq 5.19 GHz Trig Free</p> <p>Channel Power</p> <p>Center 5.19000000 GHz</p> <p>Ref 20 dBm Atten 30 dB</p> <p>#Avg Log dB/Offst 1 dB</p> <p>Center 5.19 GHz Span 80 MHz</p> <p>#Res BW 1 MHz #VBW 3 MHz Sweep 20 ms (1001 pts)</p> <p>Channel Power Power Spectral Density</p> <p>12.29 dBm / 40.0000 MHz -63.73 dBm/Hz</p> <p>Freq/Channel</p> <p>Center Freq 5.19000000 GHz</p> <p>Start Freq 5.15000000 GHz</p> <p>Stop Freq 5.23000000 GHz</p> <p>CF Step 8.00000000 MHz Auto Man</p> <p>Freq Offset 0.00000000 Hz</p> <p>Signal Track On Off</p> <p>Scale Type Log Lin</p>
<p>802.11n-HT40-High</p>	<p>Agilent R T</p> <p>Ch Freq 5.23 GHz Trig Free</p> <p>Channel Power</p> <p>Center 5.23000000 GHz</p> <p>Ref 20 dBm Atten 30 dB</p> <p>#Avg Log dB/Offst 1 dB</p> <p>Center 5.23 GHz Span 80 MHz</p> <p>#Res BW 1 MHz #VBW 3 MHz Sweep 20 ms (1001 pts)</p> <p>Channel Power Power Spectral Density</p> <p>12.33 dBm / 40.0000 MHz -63.69 dBm/Hz</p> <p>Freq/Channel</p> <p>Center Freq 5.23000000 GHz</p> <p>Start Freq 5.19000000 GHz</p> <p>Stop Freq 5.27000000 GHz</p> <p>CF Step 8.00000000 MHz Auto Man</p> <p>Freq Offset 0.00000000 Hz</p> <p>Signal Track On Off</p> <p>Scale Type Log Lin</p>
<p>802.11ac-HT80</p>	<p>Agilent R T</p> <p>Ch Freq 5.21 GHz Trig Free</p> <p>Channel Power</p> <p>Center 5.21000000 GHz</p> <p>Ref 20 dBm Atten 30 dB</p> <p>#Avg Log dB/Offst 1 dB</p> <p>Center 5.21 GHz Span 160 MHz</p> <p>#Res BW 1 MHz #VBW 3 MHz Sweep 20 ms (1001 pts)</p> <p>Channel Power Power Spectral Density</p> <p>11.17 dBm / 80.0000 MHz -67.87 dBm/Hz</p> <p>Freq/Channel</p> <p>Center Freq 5.21000000 GHz</p> <p>Start Freq 5.13000000 GHz</p> <p>Stop Freq 5.29000000 GHz</p> <p>CF Step 16.00000000 MHz Auto Man</p> <p>Freq Offset 0.00000000 Hz</p> <p>Signal Track On Off</p> <p>Scale Type Log Lin</p>

5725-5850MHz

<p>802.11a-Low</p>	
<p>802.11a-Middle</p>	
<p>802.11a-High</p>	

<p>802.11n-HT20-Low</p>	 <p>Agilent R T</p> <p>Ch Freq 5.745 GHz Trig Free</p> <p>Channel Power</p> <p>Ref 20 dBm Atten 30 dB</p> <p>#Avg Log dB/Offst 10 1 dB</p> <p>Center 5.745 GHz Span 40 MHz</p> <p>#Res BW 1 MHz #VBW 3 MHz Sweep 20 ms (1001 pts)</p> <p>Channel Power Power Spectral Density</p> <p>13.13 dBm / 20.0000 MHz -59.88 dBm/Hz</p> <p>Trace/View</p> <p>Trace 1 2 3</p> <p>Clear Write</p> <p>Max Hold</p> <p>Min Hold</p> <p>View</p> <p>Blank</p> <p>More 1 of 2</p>
<p>802.11n-HT20-Middle</p>	 <p>Agilent R T</p> <p>Ch Freq 5.785 GHz Trig Free</p> <p>Channel Power</p> <p>Center 5.78500000 GHz</p> <p>Ref 20 dBm Atten 30 dB</p> <p>#Avg Log dB/Offst 10 1 dB</p> <p>Center 5.785 GHz Span 40 MHz</p> <p>#Res BW 1 MHz #VBW 3 MHz Sweep 20 ms (1001 pts)</p> <p>Channel Power Power Spectral Density</p> <p>13.48 dBm / 20.0000 MHz -59.53 dBm/Hz</p> <p>Trace/View</p> <p>Trace 1 2 3</p> <p>Clear Write</p> <p>Max Hold</p> <p>Min Hold</p> <p>View</p> <p>Blank</p> <p>More 1 of 2</p>
<p>802.11n-HT20-High</p>	 <p>Agilent R T</p> <p>Ch Freq 5.825 GHz Trig Free</p> <p>Channel Power</p> <p>Ref 20 dBm Atten 30 dB</p> <p>#Avg Log dB/Offst 10 1 dB</p> <p>Center 5.825 GHz Span 40 MHz</p> <p>#Res BW 1 MHz #VBW 3 MHz Sweep 20 ms (1001 pts)</p> <p>Channel Power Power Spectral Density</p> <p>13.67 dBm / 20.0000 MHz -59.34 dBm/Hz</p> <p>Trace/View</p> <p>Trace 1 2 3</p> <p>Clear Write</p> <p>Max Hold</p> <p>Min Hold</p> <p>View</p> <p>Blank</p> <p>More 1 of 2</p>

<p>802.11n-HT40-Low</p>	 <p>Agilent R T</p> <p>Ch Freq 5.755 GHz Trig Free</p> <p>Channel Power</p> <p>Center 5.75500000 GHz</p> <p>Ref 20 dBm Atten 30 dB</p> <p>#Avg Log dB/Offst 1 dB</p> <p>Center 5.755 GHz Span 80 MHz</p> <p>#Res BW 1 MHz #VBW 3 MHz Sweep 20 ms (1001 pts)</p> <p>Channel Power Power Spectral Density</p> <p>12.59 dBm / 40.0000 MHz -63.43 dBm/Hz</p> <p>Trace/View</p> <p>Trace 1 2 3</p> <p>Clear Write</p> <p>Max Hold</p> <p>Min Hold</p> <p>View</p> <p>Blank</p> <p>More 1 of 2</p>
<p>802.11n-HT40-High</p>	 <p>Agilent R T</p> <p>Ch Freq 5.795 GHz Trig Free</p> <p>Channel Power</p> <p>Center 5.795 GHz</p> <p>Ref 20 dBm Atten 30 dB</p> <p>#Avg Log dB/Offst 1 dB</p> <p>Center 5.795 GHz Span 80 MHz</p> <p>#Res BW 1 MHz #VBW 3 MHz Sweep 20 ms (1001 pts)</p> <p>Channel Power Power Spectral Density</p> <p>12.75 dBm / 40.0000 MHz -63.27 dBm/Hz</p> <p>Trace/View</p> <p>Trace 1 2 3</p> <p>Clear Write</p> <p>Max Hold</p> <p>Min Hold</p> <p>View</p> <p>Blank</p> <p>More 1 of 2</p>
<p>802.11ac-HT80</p>	 <p>Agilent R T</p> <p>Ch Freq 5.775 GHz Trig Free</p> <p>Channel Power</p> <p>Center 5.77500000 GHz</p> <p>Ref 20 dBm Atten 30 dB</p> <p>#Avg Log dB/Offst 1 dB</p> <p>Center 5.775 GHz Span 160 MHz</p> <p>#Res BW 1 MHz #VBW 3 MHz Sweep 20 ms (1001 pts)</p> <p>Channel Power Power Spectral Density</p> <p>11.82 dBm / 80.0000 MHz -67.21 dBm/Hz</p> <p>Freq/Channel</p> <p>Center Freq 5.77500000 GHz</p> <p>Start Freq 5.69500000 GHz</p> <p>Stop Freq 5.85500000 GHz</p> <p>CF Step 16.00000000 MHz</p> <p>Auto Man</p> <p>Freq Offset 0.00000000 Hz</p> <p>Signal Track On Off</p> <p>Scale Type Log Lin</p>

APPENDIX D

Frequency Stability

U-NII-1:5150-5250MHz worst case at 802.11a middle channel				
Voltage(%)	Power(V AC)	TEMP(°C)	Freq.Dev(Hz)	Deviation
100%	120	-30	1513	0.2910
100%		-20	1296	0.2492
100%		-10	1463	0.2813
100%		0	1367	0.2629
100%		+10	1238	0.2381
100%		+20	1539	0.2960
100%		+30	1059	0.2037
100%		+40	1579	0.3037
100%		+50	1334	0.2565
Low power		102	+20	1585
High power	138	+20	1513	0.2910

U-NII-1:5150-5250MHz worst case at 802.11a middle channel				
Voltage(%)	Power(V AC)	TEMP(°C)	Freq.Dev(Hz)	Deviation
100%	120	-30	1519	0.2921
100%		-20	1302	0.2504
100%		-10	1457	0.2802
100%		0	1361	0.2617
100%		+10	1240	0.2385
100%		+20	1551	0.2983
100%		+30	1044	0.2008
100%		+40	1580	0.3038
100%		+50	1336	0.2569
Low power		102	+20	1579
High power	138	+20	1508	0.2900

U-NII-3: 5470-5725MHz worst case at 802.11a middle channel				
Voltage(%)	Power(V AC)	TEMP(°C)	Freq.Dev(Hz)	Deviation
100%	120	-30	1516	0.2621
100%		-20	1298	0.2244
100%		-10	1468	0.2538
100%		0	1354	0.2341
100%		+10	1234	0.2133
100%		+20	1543	0.2667
100%		+30	1060	0.1832
100%		+40	1586	0.2742
100%		+50	1340	0.2316
Low power		102	+20	1593
High power	138	+20	1510	0.2610

U-NII-3:5725-5850MHz worst case at 802.11a middle channel				
Voltage(%)	Power(V AC)	TEMP(°C)	Freq.Dev(Hz)	Deviation
100%	120	-30	1522	0.2631
100%		-20	1298	0.2244
100%		-10	1464	0.2531
100%		0	1357	0.2346
100%		+10	1234	0.2133
100%		+20	1535	0.2653
100%		+30	1052	0.1818
100%		+40	1582	0.2735
100%		+50	1337	0.2311
Low power		102	+20	1587
High power	138	+20	1508	0.2607

APPENDIX PHOTOGRAPHS

Please refer to “ANNEX”

******* END OF REPORT *******