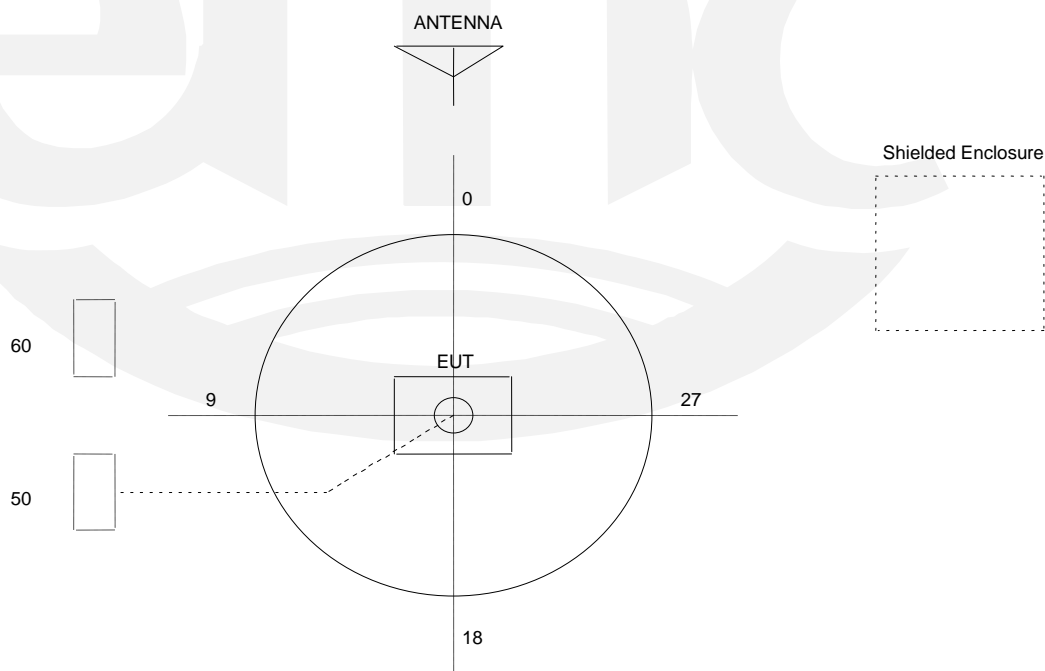


TEST SETUP FOR EMISSIONS TESTING


WILD RIVER LAB Large Test Site


Notes:

1. Items shown in dotted lines are located on the floor below the test area. It is 5 meters vertically from the ground floor to the test area.
2. 50 Hz and 60 Hz are power panels for alternating current.
3. The antenna may be positioned horizontally 3 and 10 meters from the center of the turntable.
4. The circle is either a 6.7 meter or 1.2 meter diameter turntable.
5. A ground plane is in the plane of this sheet.
6. The test sample is shown in the azimuthal position representing zero degrees.



Test-setup photo(s):
Radiated emissions





Test-setup photo(s):
Conducted emissions

