


SETUP PHOTOGRAPHS

This document contains 5 photographs


Photograph No.1
Setup for spurious emission field strength measurements in the anechoic chamber
below 30 MHz




Photograph No.2
Setup for spurious emission field strength measurements in the anechoic chamber
in 30 – 1000 MHz range



Photograph No.3
Setup for carrier and spurious emission field strength measurements in the anechoic chamber
in 1 - 18 GHz range



Photograph No.4
Setup for spurious emission field strength measurements at the OATS in 30-1000 MHz,
EUT close view



Photograph No.5
Setup for OBW measurements

