

Test Setup Photographs for HRPB1N

1. Radiated Emissions

1.1. Configuration 1: Tx RSE (<1 GHz)




Photo 1




Photo 2

Radiated Emissions (continued)



Photo 3

Radiated Emissions (continued)

1.2. Configuration 2: Tx RSE (> 1GHz)




Photo 1




Photo 2

Radiated Emissions (continued)




Photo 3

Conducted Tests




Photo 1




Photo 2