



Figure 3



Test Setup for Radiated Emissions – Horizontal Polarity below 1000MHz




Test Setup for Radiated Emissions – Vertical Polarity below 1000MHz

Figure 4

No photograph available.

Test Setup for Radiated Emissions – Horizontal Polarity above 1000MHz



Test Setup for Radiated Emissions – Vertical Polarity above 1000MHz