

# FCC SAR TEST REPORT

FCC ID : XNAWUP01  
Equipment : Data Hub  
Brand Name : Withings  
Model Name : WUP01  
Applicant : Withings  
2 rue Maurice Hartmann  
92130 Issy-Les-Moulineaux  
France  
Manufacturer : Withings  
2 rue Maurice Hartmann  
92130 Issy-Les-Moulineaux  
France  
Standard : FCC 47 CFR Part 2 (2.1093)

The product was received on May 26, 2021 and testing was started from Jun 07, 2021 and completed on Jun 08, 2021. We, SPORTON INTERNATIONAL INC., would like to declare that the tested sample provide by manufacturer and the test data has been evaluated in accordance with the test procedures given in 47 CFR Part 2.1093 and FCC KDB and has been pass the FCC requirement.

The test results in this report apply exclusively to the tested model / sample. Without written approval of SPORTON INTERNATIONAL INC. EMC & Wireless Communications Laboratory, the test report shall not be reproduced except in full.



Approved by: Cona Huang / Deputy Manager



**Sporton International Inc. EMC & Wireless Communications Laboratory**  
No.52, Huaya 1st Rd., Guishan Dist., Taoyuan City 333, Taiwan



**Table of Contents**

**1. Statement of Compliance ..... 4**

**2. Guidance Applied..... 4**

**3. Equipment Under Test (EUT) Information ..... 5**

    3.1 General Information ..... 5

    3.2 General LTE SAR Test and Reporting Considerations ..... 6

**4. RF Exposure Limits..... 8**

    4.1 Uncontrolled Environment..... 8

    4.2 Controlled Environment..... 8

**5. Specific Absorption Rate (SAR)..... 9**

    5.1 Introduction ..... 9

    5.2 SAR Definition..... 9

**6. System Description and Setup .....10**

    6.1 Test Site Location.....10

    6.2 E-Field Probe .....11

    6.3 Data Acquisition Electronics (DAE) .....11

    6.4 Phantom.....12

    6.5 Device Holder.....13

**7. Measurement Procedures .....14**

    7.1 Spatial Peak SAR Evaluation.....14

    7.2 Power Reference Measurement.....15

    7.3 Area Scan .....15

    7.4 Zoom Scan.....16

    7.5 Volume Scan Procedures.....16

    7.6 Power Drift Monitoring.....16

**8. Test Equipment List .....17**

**9. System Verification .....18**

    9.1 Tissue Verification .....18

    9.2 System Performance Check Results.....18

**10. LTE Cat M1 / NB-IOT Output Power (Unit: dBm).....19**

**11. Antenna Location .....32**

**12. SAR Test Results .....33**

    12.1 Cat M1 Body-worn SAR .....34

    12.2 NB-IOT Body-worn SAR.....35

**13. Simultaneous Transmission Analysis.....36**

    13.1 Body-worn Exposure Conditions.....36

**14. Uncertainty Assessment .....38**

**15. References.....38**

**Appendix A. Plots of System Performance Check**

**Appendix B. Plots of High SAR Measurement**

**Appendix C. DASYS Calibration Certificate**

**Appendix D. Test Setup Photos**



### History of this test report

| Report No. | Version | Description             | Issued Date   |
|------------|---------|-------------------------|---------------|
| FA150304   | 01      | Initial issue of report | Jul. 16, 2021 |
|            |         |                         |               |
|            |         |                         |               |
|            |         |                         |               |
|            |         |                         |               |
|            |         |                         |               |
|            |         |                         |               |
|            |         |                         |               |
|            |         |                         |               |
|            |         |                         |               |
|            |         |                         |               |
|            |         |                         |               |
|            |         |                         |               |
|            |         |                         |               |
|            |         |                         |               |
|            |         |                         |               |



### 1. Statement of Compliance

The maximum results of Specific Absorption Rate (SAR) found during testing for Withings, Data Hub, WUP01, are as follows.

| Equipment Class        | Frequency Band         | Highest SAR Summary         |   |
|------------------------|------------------------|-----------------------------|---|
|                        |                        | Body-worn (Separation 15mm) |   |
|                        |                        | 1g SAR (W/kg)               |   |
|                        |                        |                             | Highest Simultaneous Transmission 1g SAR (W/kg) |
| Licensed               | Cat-M1 LTE Band 5      | 0.29                        | 1.15  |
|                        | Cat-M1 LTE Band 12     | 0.19                        |   |
|                        | Cat-M1 LTE Band 13     | 0.20                        |   |
|                        | Cat-M1 LTE Band 2 / 25 | 0.58                        |   |
|                        | Cat-M1 LTE Band 26     | 0.29                        |   |
|                        | Cat-M1 LTE Band 4 /66  | 0.68                        |   |
|                        | NB-IOT LTE Band 5      | 0.30                        | 1.17  |
|                        | NB-IOT LTE Band 12     | 0.05                        |   |
|                        | NB-IOT LTE Band 13     | 0.10                        |   |
|                        | NB-IOT LTE Band 2 / 25 | 0.42                        |   |
|                        | NB-IOT LTE Band 26     | 0.37                        |   |
| NB-IOT LTE Band 4 / 66 | 0.70                   |                             |   |
| DTS                    | 2.4GHz WLAN            | 0.70                        | 1.17  |
| DSS                    | Bluetooth              | 0.06                        | 0.73  |
| Date of Testing:       |                        | 2021/6/7 ~ 2021/6/8         |   |

Sporton Lab is accredited to ISO 17025 by Taiwan Accreditation Foundation (TAF code: 1190) and the FCC designation No. TW1190 under the FCC 2.948(e) by Mutual Recognition Agreement (MRA) in FCC test. This device is in compliance with Specific Absorption Rate (SAR) for general population/uncontrolled exposure limits (1.6 W/kg for Partial-Body 1g SAR) specified in FCC 47 CFR part 2 (2.1093) and ANSI/IEEE C95.1-1992, and had been tested in accordance with the measurement methods and procedures specified in IEEE 1528-2013 and FCC KDB publications.

Reviewed by: Jason Wang  
Report Producer: Carlie Tsai

### 2. Guidance Applied

The Specific Absorption Rate (SAR) testing specification, method, and procedure for this device is in accordance with the following standards, the below KDB standard may not including in the TAF code without accreditation.

- FCC 47 CFR Part 2 (2.1093)
- ANSI/IEEE C95.1-1992
- IEEE 1528-2013
- FCC KDB 865664 D01 SAR Measurement 100 MHz to 6 GHz v01r04
- FCC KDB 865664 D02 SAR Reporting v01r02
- FCC KDB 447498 D01 General RF Exposure Guidance v06
- FCC KDB 248227 D01 802.11 Wi-Fi SAR v02r02
- FCC KDB 941225 D05 SAR for LTE Devices v02r05



3. Equipment Under Test (EUT) Information

3.1 General Information

| Product Feature & Specification   |  |
|---|--|
| Equipment Name  | Data Hub   |
| Brand Name  | Withings   |
| Model Name  | WUP01  |
| FCC ID  | XNAWUP01   |
| SAR MAC ID  | 00:24:E4:B1:08:62  |
| Wireless Technology and Frequency Range   | LTE Band 2: 1850 MHz ~ 1910 MHz<br>LTE Band 4: 1710 MHz ~ 1755 MHz<br>LTE Band 5: 824 MHz ~ 849 MHz<br>LTE Band 12: 699 MHz ~ 716 MHz<br>LTE Band 13: 777 MHz ~ 787 MHz<br>LTE Band 25: 1850 MHz ~ 1915 MHz<br>LTE Band 26: 814 MHz ~ 849 MHz<br>LTE Band 66: 1710 MHz ~ 1780 MHz<br>WLAN 2.4GHz Band: 2400 MHz ~ 2483.5 MHz<br>Bluetooth: 2400 MHz ~ 2483.5 MHz |
| Mode  | LTE: QPSK, 16QAM<br>WLAN: 802.11b/g/n HT20<br>Bluetooth BR/EDR/LE  |
| HW Version  | v6a  |
| SW Version  | v521   |
| EUT Stage   | Identical Prototype  |
| <b>Remark:</b>  |  |
| 1. Based on original report FCC ID: XNAWUP01, Sporton SAR report no.: FA031828 changed WWAN antenna, in this report full SAR testing for WWAN operation, and WLAN/Bluetooth SAR refer to FCC ID: XNAWUP01, Sporton SAR report no.: FA031828, and the result are used perform Sim-Tx analysis. |  |



**3.2 General LTE SAR Test and Reporting Considerations**

| Summarized necessary items addressed in KDB 941225 D05 v02r05 |  |            |   |        |        |        |          |  |          |         |         |       |        |        |        |      |     |     |     |      |      |      |     |        |     |     |     |      |      |      |     |        |     |     |     |      |      |      |     |        |     |     |     |      |      |      |     |        |     |     |     |      |      |      |     |         |     |  |  |  |  |  |     |
|---|--|------------|---|--------|--------|--------|----------|--|----------|---------|---------|-------|--------|--------|--------|------|-----|-----|-----|------|------|------|-----|--------|-----|-----|-----|------|------|------|-----|--------|-----|-----|-----|------|------|------|-----|--------|-----|-----|-----|------|------|------|-----|--------|-----|-----|-----|------|------|------|-----|---------|-----|--|--|--|--|--|-----|
| FCC ID  | XNAWUP01   |            |   |        |        |        |          |  |          |         |         |       |        |        |        |      |     |     |     |      |      |      |     |        |     |     |     |      |      |      |     |        |     |     |     |      |      |      |     |        |     |     |     |      |      |      |     |        |     |     |     |      |      |      |     |         |     |  |  |  |  |  |     |
| Equipment Name  | Data Hub   |            |   |        |        |        |          |  |          |         |         |       |        |        |        |      |     |     |     |      |      |      |     |        |     |     |     |      |      |      |     |        |     |     |     |      |      |      |     |        |     |     |     |      |      |      |     |        |     |     |     |      |      |      |     |         |     |  |  |  |  |  |     |
| Operating Frequency Range of each LTE transmission band       | LTE Band 2: 1850 MHz ~ 1910 MHz<br>LTE Band 4: 1710 MHz ~ 1755 MHz<br>LTE Band 5: 824 MHz ~ 849 MHz<br>LTE Band 12: 699 MHz ~ 716 MHz<br>LTE Band 13: 777 MHz ~ 787 MHz<br>LTE Band 25: 1850 MHz ~ 1915 MHz<br>LTE Band 26: 814 MHz ~ 849 MHz<br>LTE Band 66: 1710 MHz ~ 1780 MHz  |            |   |        |        |        |          |  |          |         |         |       |        |        |        |      |     |     |     |      |      |      |     |        |     |     |     |      |      |      |     |        |     |     |     |      |      |      |     |        |     |     |     |      |      |      |     |        |     |     |     |      |      |      |     |         |     |  |  |  |  |  |     |
| Channel Bandwidth   | LTE Band 2: 1.4MHz, 3MHz, 5MHz, 10MHz, 15MHz, 20MHz<br>LTE Band 4: 1.4MHz, 3MHz, 5MHz, 10MHz, 15MHz, 20MHz<br>LTE Band 5: 1.4MHz, 3MHz, 5MHz, 10MHz<br>LTE Band 12: 1.4MHz, 3MHz, 5MHz, 10MHz<br>LTE Band 13: 5MHz, 10MHz<br>LTE Band 25: 1.4MHz, 3MHz, 5MHz, 10MHz, 15MHz, 20MHz<br>LTE Band 26: 1.4MHz, 3MHz, 5MHz, 10MHz, 15MHz<br>LTE Band 66: 1.4MHz, 3MHz, 5MHz, 10MHz, 15MHz, 20MHz   |            |   |        |        |        |          |  |          |         |         |       |        |        |        |      |     |     |     |      |      |      |     |        |     |     |     |      |      |      |     |        |     |     |     |      |      |      |     |        |     |     |     |      |      |      |     |        |     |     |     |      |      |      |     |         |     |  |  |  |  |  |     |
| uplink modulations used                                       | QPSK / 16QAM   |            |   |        |        |        |          |  |          |         |         |       |        |        |        |      |     |     |     |      |      |      |     |        |     |     |     |      |      |      |     |        |     |     |     |      |      |      |     |        |     |     |     |      |      |      |     |        |     |     |     |      |      |      |     |         |     |  |  |  |  |  |     |
| LTE Voice / Data requirements                                 | Data only  |            |   |        |        |        |          |  |          |         |         |       |        |        |        |      |     |     |     |      |      |      |     |        |     |     |     |      |      |      |     |        |     |     |     |      |      |      |     |        |     |     |     |      |      |      |     |        |     |     |     |      |      |      |     |         |     |  |  |  |  |  |     |
| LTE MPR permanently built-in by design                        | <p><b>Table 6.2.3-1: Maximum Power Reduction (MPR) for Power Class 1, 2 and 3</b></p> <table border="1"> <thead> <tr> <th rowspan="2">Modulation</th> <th colspan="6">Channel bandwidth / Transmission bandwidth (N<sub>RB</sub>)</th> <th rowspan="2">MPR (dB)</th> </tr> <tr> <th>1.4 MHz</th> <th>3.0 MHz</th> <th>5 MHz</th> <th>10 MHz</th> <th>15 MHz</th> <th>20 MHz</th> </tr> </thead> <tbody> <tr> <td>QPSK</td> <td>&gt; 5</td> <td>&gt; 4</td> <td>&gt; 8</td> <td>&gt; 12</td> <td>&gt; 16</td> <td>&gt; 18</td> <td>≤ 1</td> </tr> <tr> <td>16 QAM</td> <td>≤ 5</td> <td>≤ 4</td> <td>≤ 8</td> <td>≤ 12</td> <td>≤ 16</td> <td>≤ 18</td> <td>≤ 1</td> </tr> <tr> <td>16 QAM</td> <td>&gt; 5</td> <td>&gt; 4</td> <td>&gt; 8</td> <td>&gt; 12</td> <td>&gt; 16</td> <td>&gt; 18</td> <td>≤ 2</td> </tr> <tr> <td>64 QAM</td> <td>≤ 5</td> <td>≤ 4</td> <td>≤ 8</td> <td>≤ 12</td> <td>≤ 16</td> <td>≤ 18</td> <td>≤ 2</td> </tr> <tr> <td>64 QAM</td> <td>&gt; 5</td> <td>&gt; 4</td> <td>&gt; 8</td> <td>&gt; 12</td> <td>&gt; 16</td> <td>&gt; 18</td> <td>≤ 3</td> </tr> <tr> <td>256 QAM</td> <td colspan="6">≥ 1</td> <td>≤ 5</td> </tr> </tbody> </table> | Modulation | Channel bandwidth / Transmission bandwidth (N <sub>RB</sub> ) |        |        |        |          |  | MPR (dB) | 1.4 MHz | 3.0 MHz | 5 MHz | 10 MHz | 15 MHz | 20 MHz | QPSK | > 5 | > 4 | > 8 | > 12 | > 16 | > 18 | ≤ 1 | 16 QAM | ≤ 5 | ≤ 4 | ≤ 8 | ≤ 12 | ≤ 16 | ≤ 18 | ≤ 1 | 16 QAM | > 5 | > 4 | > 8 | > 12 | > 16 | > 18 | ≤ 2 | 64 QAM | ≤ 5 | ≤ 4 | ≤ 8 | ≤ 12 | ≤ 16 | ≤ 18 | ≤ 2 | 64 QAM | > 5 | > 4 | > 8 | > 12 | > 16 | > 18 | ≤ 3 | 256 QAM | ≥ 1 |  |  |  |  |  | ≤ 5 |
| Modulation  | Channel bandwidth / Transmission bandwidth (N <sub>RB</sub> )  |            |   |        |        |        | MPR (dB) |  |          |         |         |       |        |        |        |      |     |     |     |      |      |      |     |        |     |     |     |      |      |      |     |        |     |     |     |      |      |      |     |        |     |     |     |      |      |      |     |        |     |     |     |      |      |      |     |         |     |  |  |  |  |  |     |
|   | 1.4 MHz  | 3.0 MHz    | 5 MHz   | 10 MHz | 15 MHz | 20 MHz |          |  |          |         |         |       |        |        |        |      |     |     |     |      |      |      |     |        |     |     |     |      |      |      |     |        |     |     |     |      |      |      |     |        |     |     |     |      |      |      |     |        |     |     |     |      |      |      |     |         |     |  |  |  |  |  |     |
| QPSK  | > 5  | > 4        | > 8   | > 12   | > 16   | > 18   | ≤ 1      |  |          |         |         |       |        |        |        |      |     |     |     |      |      |      |     |        |     |     |     |      |      |      |     |        |     |     |     |      |      |      |     |        |     |     |     |      |      |      |     |        |     |     |     |      |      |      |     |         |     |  |  |  |  |  |     |
| 16 QAM  | ≤ 5  | ≤ 4        | ≤ 8   | ≤ 12   | ≤ 16   | ≤ 18   | ≤ 1      |  |          |         |         |       |        |        |        |      |     |     |     |      |      |      |     |        |     |     |     |      |      |      |     |        |     |     |     |      |      |      |     |        |     |     |     |      |      |      |     |        |     |     |     |      |      |      |     |         |     |  |  |  |  |  |     |
| 16 QAM  | > 5  | > 4        | > 8   | > 12   | > 16   | > 18   | ≤ 2      |  |          |         |         |       |        |        |        |      |     |     |     |      |      |      |     |        |     |     |     |      |      |      |     |        |     |     |     |      |      |      |     |        |     |     |     |      |      |      |     |        |     |     |     |      |      |      |     |         |     |  |  |  |  |  |     |
| 64 QAM  | ≤ 5  | ≤ 4        | ≤ 8   | ≤ 12   | ≤ 16   | ≤ 18   | ≤ 2      |  |          |         |         |       |        |        |        |      |     |     |     |      |      |      |     |        |     |     |     |      |      |      |     |        |     |     |     |      |      |      |     |        |     |     |     |      |      |      |     |        |     |     |     |      |      |      |     |         |     |  |  |  |  |  |     |
| 64 QAM  | > 5  | > 4        | > 8   | > 12   | > 16   | > 18   | ≤ 3      |  |          |         |         |       |        |        |        |      |     |     |     |      |      |      |     |        |     |     |     |      |      |      |     |        |     |     |     |      |      |      |     |        |     |     |     |      |      |      |     |        |     |     |     |      |      |      |     |         |     |  |  |  |  |  |     |
| 256 QAM   | ≥ 1  |            |   |        |        |        | ≤ 5      |  |          |         |         |       |        |        |        |      |     |     |     |      |      |      |     |        |     |     |     |      |      |      |     |        |     |     |     |      |      |      |     |        |     |     |     |      |      |      |     |        |     |     |     |      |      |      |     |         |     |  |  |  |  |  |     |
| LTE A-MPR   | In the base station simulator configuration, Network Setting value is set to NS_01 to disable A-MPR during SAR testing and the LTE SAR tests was transmitting on all TTI frames (Maximum TTI)  |            |   |        |        |        |          |  |          |         |         |       |        |        |        |      |     |     |     |      |      |      |     |        |     |     |     |      |      |      |     |        |     |     |     |      |      |      |     |        |     |     |     |      |      |      |     |        |     |     |     |      |      |      |     |         |     |  |  |  |  |  |     |
| Spectrum plots for RB configuration                           | A properly configured base station simulator was used for the SAR and power measurement; therefore, spectrum plots for each RB allocation and offset configuration are not included in the SAR report.   |            |   |        |        |        |          |  |          |         |         |       |        |        |        |      |     |     |     |      |      |      |     |        |     |     |     |      |      |      |     |        |     |     |     |      |      |      |     |        |     |     |     |      |      |      |     |        |     |     |     |      |      |      |     |         |     |  |  |  |  |  |     |



| Transmission (H, M, L) channel numbers and frequencies in each LTE band |                   |             |                 |             |                  |             |                  |             |                  |             |                  |             |
|---|-------------------|-------------|-----------------|-------------|------------------|-------------|------------------|-------------|------------------|-------------|------------------|-------------|
| LTE Band 2  |                   |             |                 |             |                  |             |                  |             |                  |             |                  |             |
|   | Bandwidth 1.4 MHz |             | Bandwidth 3 MHz |             | Bandwidth 5 MHz  |             | Bandwidth 10 MHz |             | Bandwidth 15 MHz |             | Bandwidth 20 MHz |             |
|   | Ch. #             | Freq. (MHz) | Ch. #           | Freq. (MHz) | Ch. #            | Freq. (MHz) | Ch. #            | Freq. (MHz) | Ch. #            | Freq. (MHz) | Ch. #            | Freq. (MHz) |
| L   | 18607             | 1850.7      | 18615           | 1851.5      | 18625            | 1852.5      | 18650            | 1855        | 18675            | 1857.5      | 18700            | 1860        |
| M   | 18900             | 1880        | 18900           | 1880        | 18900            | 1880        | 18900            | 1880        | 18900            | 1880        | 18900            | 1880        |
| H   | 19193             | 1909.3      | 19185           | 1908.5      | 19175            | 1907.5      | 19150            | 1905        | 19125            | 1902.5      | 19100            | 1900        |
| LTE Band 4  |                   |             |                 |             |                  |             |                  |             |                  |             |                  |             |
|   | Bandwidth 1.4 MHz |             | Bandwidth 3 MHz |             | Bandwidth 5 MHz  |             | Bandwidth 10 MHz |             | Bandwidth 15 MHz |             | Bandwidth 20 MHz |             |
|   | Ch. #             | Freq. (MHz) | Ch. #           | Freq. (MHz) | Ch. #            | Freq. (MHz) | Ch. #            | Freq. (MHz) | Ch. #            | Freq. (MHz) | Ch. #            | Freq. (MHz) |
| L   | 19957             | 1710.7      | 19965           | 1711.5      | 19975            | 1712.5      | 20000            | 1715        | 20025            | 1717.5      | 20050            | 1720        |
| M   | 20175             | 1732.5      | 20175           | 1732.5      | 20175            | 1732.5      | 20175            | 1732.5      | 20175            | 1732.5      | 20175            | 1732.5      |
| H   | 20393             | 1754.3      | 20385           | 1753.5      | 20375            | 1752.5      | 20350            | 1750        | 20325            | 1747.5      | 20300            | 1745        |
| LTE Band 5  |                   |             |                 |             |                  |             |                  |             |                  |             |                  |             |
|   | Bandwidth 1.4 MHz |             | Bandwidth 3 MHz |             | Bandwidth 5 MHz  |             | Bandwidth 10 MHz |             |                  |             |                  |             |
|   | Ch. #             | Freq. (MHz) | Ch. #           | Freq. (MHz) | Ch. #            | Freq. (MHz) | Ch. #            | Freq. (MHz) | Ch. #            | Freq. (MHz) | Ch. #            | Freq. (MHz) |
| L   | 20407             | 824.7       | 20415           | 825.5       | 20425            | 826.5       | 20450            | 829         |                  |             |                  |             |
| M   | 20525             | 836.5       | 20525           | 836.5       | 20525            | 836.5       | 20525            | 836.5       |                  |             |                  |             |
| H   | 20643             | 848.3       | 20635           | 847.5       | 20625            | 846.5       | 20600            | 844         |                  |             |                  |             |
| LTE Band 12   |                   |             |                 |             |                  |             |                  |             |                  |             |                  |             |
|   | Bandwidth 1.4 MHz |             | Bandwidth 3 MHz |             | Bandwidth 5 MHz  |             | Bandwidth 10 MHz |             |                  |             |                  |             |
|   | Ch. #             | Freq. (MHz) | Ch. #           | Freq. (MHz) | Ch. #            | Freq. (MHz) | Ch. #            | Freq. (MHz) | Ch. #            | Freq. (MHz) | Ch. #            | Freq. (MHz) |
| L   | 23017             | 699.7       | 23025           | 700.5       | 23035            | 701.5       | 23060            | 704         |                  |             |                  |             |
| M   | 23095             | 707.5       | 23095           | 707.5       | 23095            | 707.5       | 23095            | 707.5       |                  |             |                  |             |
| H   | 23173             | 715.3       | 23165           | 714.5       | 23155            | 713.5       | 23130            | 711         |                  |             |                  |             |
| LTE Band 13   |                   |             |                 |             |                  |             |                  |             |                  |             |                  |             |
|   | Bandwidth 5 MHz   |             |                 |             | Bandwidth 10 MHz |             |                  |             |                  |             |                  |             |
|   | Channel #         |             | Freq.(MHz)      |             | Channel #        |             | Freq.(MHz)       |             | Channel #        |             | Freq.(MHz)       |             |
| L   | 23205             |             | 779.5           |             | 23230            |             | 782              |             |                  |             |                  |             |
| M   | 23230             |             | 782             |             |                  |             |                  |             |                  |             |                  |             |
| H   | 23255             |             | 784.5           |             |                  |             |                  |             |                  |             |                  |             |
| LTE Band 25   |                   |             |                 |             |                  |             |                  |             |                  |             |                  |             |
|   | Bandwidth 1.4 MHz |             | Bandwidth 3 MHz |             | Bandwidth 5 MHz  |             | Bandwidth 10 MHz |             | Bandwidth 15 MHz |             | Bandwidth 20 MHz |             |
|   | Ch. #             | Freq. (MHz) | Ch. #           | Freq. (MHz) | Ch. #            | Freq. (MHz) | Ch. #            | Freq. (MHz) | Ch. #            | Freq. (MHz) | Ch. #            | Freq. (MHz) |
| L   | 26047             | 1850.7      | 26055           | 1851.5      | 26065            | 1852.5      | 26090            | 1855        | 26115            | 1857.5      | 26140            | 1860        |
| M   | 26340             | 1880        | 26340           | 1880        | 26340            | 1880        | 26340            | 1880        | 26340            | 1880        | 26340            | 1880        |
| H   | 26683             | 1914.3      | 26675           | 1913.5      | 26665            | 1912.5      | 26640            | 1910        | 26615            | 1907.5      | 26590            | 1905        |
| LTE Band 26   |                   |             |                 |             |                  |             |                  |             |                  |             |                  |             |
|   | Bandwidth 1.4 MHz |             | Bandwidth 3 MHz |             | Bandwidth 5 MHz  |             | Bandwidth 10 MHz |             | Bandwidth 15 MHz |             |                  |             |
|   | Ch. #             | Freq. (MHz) | Ch. #           | Freq. (MHz) | Ch. #            | Freq. (MHz) | Ch. #            | Freq. (MHz) | Ch. #            | Freq. (MHz) | Ch. #            | Freq. (MHz) |
| L   | 26697             | 814.7       | 26705           | 815.5       | 26715            | 816.5       | 26740            | 819         | 26765            | 821.5       |                  |             |
| M   | 26865             | 831.5       | 26865           | 831.5       | 26865            | 831.5       | 26865            | 831.5       | 26865            | 831.5       |                  |             |
| H   | 27033             | 848.3       | 27025           | 847.5       | 27015            | 846.5       | 26990            | 844         | 26965            | 841.5       |                  |             |
| LTE Band 66   |                   |             |                 |             |                  |             |                  |             |                  |             |                  |             |
|   | Bandwidth 1.4 MHz |             | Bandwidth 3 MHz |             | Bandwidth 5 MHz  |             | Bandwidth 10 MHz |             | Bandwidth 15 MHz |             | Bandwidth 20 MHz |             |
|   | Ch. #             | Freq. (MHz) | Ch. #           | Freq. (MHz) | Ch. #            | Freq. (MHz) | Ch. #            | Freq. (MHz) | Ch. #            | Freq. (MHz) | Ch. #            | Freq. (MHz) |
| L   | 131979            | 1710.7      | 131987          | 1711.5      | 131997           | 1712.5      | 132022           | 1715        | 132047           | 1717.5      | 132072           | 1720        |
| M   | 132322            | 1745        | 132322          | 1745        | 132322           | 1745        | 132322           | 1745        | 132322           | 1745        | 132322           | 1745        |
| H   | 132665            | 1779.3      | 132657          | 1778.5      | 132647           | 1777.5      | 132622           | 1775        | 132597           | 1772.5      | 132572           | 1770        |



## 4. RF Exposure Limits

### 4.1 Uncontrolled Environment

Uncontrolled Environments are defined as locations where there is the exposure of individuals who have no knowledge or control of their exposure. The general population/uncontrolled exposure limits are applicable to situations in which the general public may be exposed or in which persons who are exposed as a consequence of their employment may not be made fully aware of the potential for exposure or cannot exercise control over their exposure. Members of the general public would come under this category when exposure is not employment-related; for example, in the case of a wireless transmitter that exposes persons in its vicinity.

### 4.2 Controlled Environment

Controlled Environments are defined as locations where there is exposure that may be incurred by persons who are aware of the potential for exposure, (i.e. as a result of employment or occupation). In general, occupational/controlled exposure limits are applicable to situations in which persons are exposed as a consequence of their employment, who have been made fully aware of the potential for exposure and can exercise control over their exposure. The exposure category is also applicable when the exposure is of a transient nature due to incidental passage through a location where the exposure levels may be higher than the general population/uncontrolled limits, but the exposed person is fully aware of the potential for exposure and can exercise control over his or her exposure by leaving the area or by some other appropriate means.

**Limits for Occupational/Controlled Exposure (W/kg)**

| Whole-Body | Partial-Body | Hands, Wrists, Feet and Ankles |
|------------|--------------|--------------------------------|
| 0.4        | 8.0          | 20.0                           |

**Limits for General Population/Uncontrolled Exposure (W/kg)**

| Whole-Body | Partial-Body | Hands, Wrists, Feet and Ankles |
|------------|--------------|--------------------------------|
| 0.08       | 1.6          | 4.0                            |

1. Whole-Body SAR is averaged over the entire body, partial-body SAR is averaged over any 1gram of tissue defined as a tissue volume in the shape of a cube. SAR for hands, wrists, feet and ankles is averaged over any 10 grams of tissue defined as a tissue volume in the shape of a cube.



## **5. Specific Absorption Rate (SAR)**

### **5.1 Introduction**

SAR is related to the rate at which energy is absorbed per unit mass in an object exposed to a radio field. The SAR distribution in a biological body is complicated and is usually carried out by experimental techniques or numerical modeling. The standard recommends limits for two tiers of groups, occupational/controlled and general population/uncontrolled, based on a person's awareness and ability to exercise control over his or her exposure. In general, occupational/controlled exposure limits are higher than the limits for general population/uncontrolled.

### **5.2 SAR Definition**

The SAR definition is the time derivative (rate) of the incremental energy (dW) absorbed by (dissipated in) an incremental mass (dm) contained in a volume element (dv) of a given density ( $\rho$ ). The equation description is as below:

$$SAR = \frac{d}{dt} \left( \frac{dW}{dm} \right) = \frac{d}{dt} \left( \frac{dW}{\rho dv} \right)$$

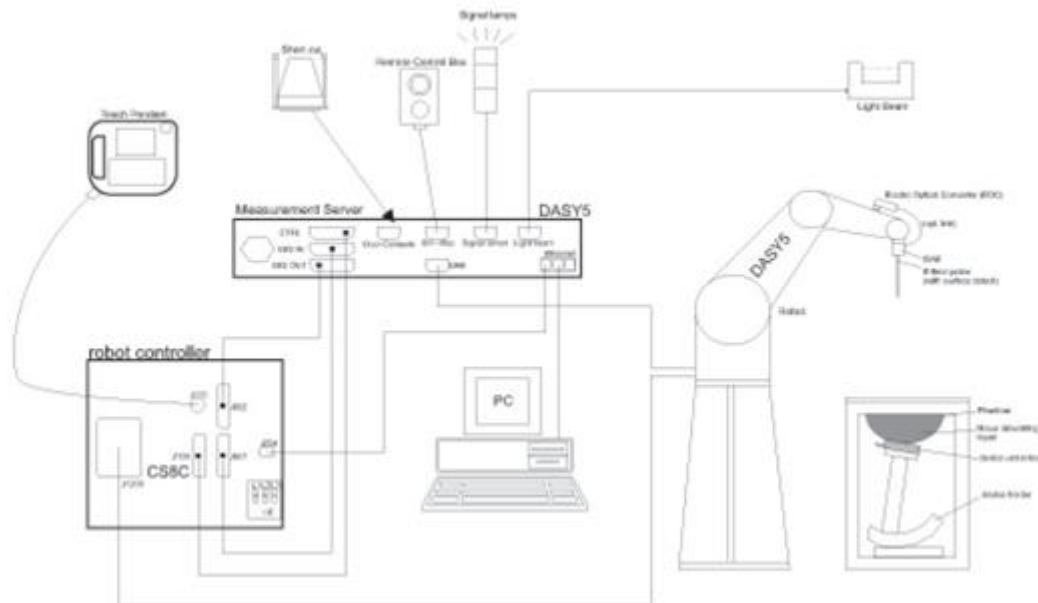
SAR is expressed in units of Watts per kilogram (W/kg)

$$SAR = \frac{\sigma |E|^2}{\rho}$$

Where:  $\sigma$  is the conductivity of the tissue,  $\rho$  is the mass density of the tissue and E is the RMS electrical field strength.

## 6. System Description and Setup

The DASY system used for performing compliance tests consists of the following items:



- A standard high precision 6-axis robot with controller, teach pendant and software. An arm extension for accommodating the data acquisition electronics (DAE).
- An isotropic Field probe optimized and calibrated for the targeted measurement.
- A data acquisition electronics (DAE) which performs the signal amplification, signal multiplexing, AD-conversion, offset measurements, mechanical surface detection, collision detection, etc. The unit is battery powered with standard or rechargeable batteries. The signal is optically transmitted to the EOC.
- The Electro-optical converter (EOC) performs the conversion from optical to electrical signals for the digital communication to the DAE. To use optical surface detection, a special version of the EOC is required. The EOC signal is transmitted to the measurement server.
- The function of the measurement server is to perform the time critical tasks such as signal filtering, control of the robot operation and fast movement interrupts.
- The Light Beam used is for probe alignment. This improves the (absolute) accuracy of the probe positioning.
- A computer running WinXP or Win7 and the DASY5 software.
- Remote control and teach pendant as well as additional circuitry for robot safety such as warning lamps, etc.
- The phantom, the device holder and other accessories according to the targeted measurement.

### 6.1 Test Site Location


The SAR measurement facilities used to collect data are within both Sporton Lab list below test site location are accredited to ISO 17025 by Taiwan Accreditation Foundation (TAF code: 1190 and 3786) and the FCC designation No. TW1190 and TW3786 under the FCC 2.948(e) by Mutual Recognition Agreement (MRA) in FCC test.

| Test Site          | EMC & Wireless Communications Laboratory                                |          | Wensan Laboratory  |          |          |
|--------------------|---|----------|--|----------|----------|
| Test Site Location | TW1190<br>No.52, Huaya 1st Rd., Guishan Dist., Taoyuan City 333, Taiwan |          | TW3786<br>No.58, Aly. 75, Ln. 564, Wenhua 3rd, Rd., Guishan Dist., Taoyuan City 333010, Taiwan |          |          |
| Test Site No.      | SAR01-HY  | SAR03-HY | SAR08-HY   | SAR09-HY | SAR15-HY |
|                    | SAR04-HY  | SAR05-HY | SAR11-HY   | SAR12-HY |          |
|                    | SAR06-HY  | SAR10-HY | SAR13-HY   | SAR14-HY |          |


**6.2 E-Field Probe**

The SAR measurement is conducted with the dosimetric probe (manufactured by SPEAG).The probe is specially designed and calibrated for use in liquid with high permittivity. The dosimetric probe has special calibration in liquid at different frequency. This probe has a built in optical surface detection system to prevent from collision with phantom.

**<ES3DV3 Probe>**

|                      |  |  |
|----------------------|--|--|
| <b>Construction</b>  | Symmetric design with triangular core<br>Interleaved sensors<br>Built-in shielding against static charges<br>PEEK enclosure material (resistant to organic solvents, e.g., DGBE) |  |
| <b>Frequency</b>     | 10 MHz – 4 GHz;<br>Linearity: $\pm 0.2$ dB (30 MHz – 4 GHz)  |  |
| <b>Directivity</b>   | $\pm 0.2$ dB in TSL (rotation around probe axis)<br>$\pm 0.3$ dB in TSL (rotation normal to probe axis)  |  |
| <b>Dynamic Range</b> | 5 $\mu$ W/g – >100 mW/g;<br>Linearity: $\pm 0.2$ dB  |  |
| <b>Dimensions</b>    | Overall length: 337 mm (tip: 20 mm)<br>Tip diameter: 3.9 mm (body: 12 mm)<br>Distance from probe tip to dipole centers: 3.0 mm   |  |

**<EX3DV4 Probe>**

|                      |   |   |
|----------------------|---|---|
| <b>Construction</b>  | Symmetric design with triangular core<br>Built-in shielding against static charges<br>PEEK enclosure material (resistant to organic solvents, e.g., DGBE) |  |
| <b>Frequency</b>     | 10 MHz – >6 GHz<br>Linearity: $\pm 0.2$ dB (30 MHz – 6 GHz)   |   |
| <b>Directivity</b>   | $\pm 0.3$ dB in TSL (rotation around probe axis)<br>$\pm 0.5$ dB in TSL (rotation normal to probe axis)   |   |
| <b>Dynamic Range</b> | 10 $\mu$ W/g – >100 mW/g<br>Linearity: $\pm 0.2$ dB (noise: typically <1 $\mu$ W/g)   |   |
| <b>Dimensions</b>    | Overall length: 337 mm (tip: 20 mm)<br>Tip diameter: 2.5 mm (body: 12 mm)<br>Typical distance from probe tip to dipole centers: 1 mm                      |   |

**6.3 Data Acquisition Electronics (DAE)**

The data acquisition electronics (DAE) consists of a highly sensitive electrometer-grade preamplifier with auto-zeroing, a channel and gain-switching multiplexer, a fast 16 bit AD-converter and a command decoder and control logic unit. Transmission to the measurement server is accomplished through an optical downlink for data and status information as well as an optical uplink for commands and the clock.


The input impedance of the DAE is 200 MOhm; the inputs are symmetrical and floating. Common mode rejection is above 80 dB.



**Fig 5.1 Photo of DAE**


**6.4 Phantom**

**<SAM Twin Phantom>**

|                          |   |  |
|--------------------------|---|--|
| <b>Shell Thickness</b>   | 2 ± 0.2 mm;<br>Center ear point: 6 ± 0.2 mm             |  |
| <b>Filling Volume</b>    | Approx. 25 liters                                       |  |
| <b>Dimensions</b>        | Length: 1000 mm; Width: 500 mm; Height: adjustable feet |  |
| <b>Measurement Areas</b> | Left Hand, Right Hand, Flat Phantom                     |  |

The bottom plate contains three pair of bolts for locking the device holder. The device holder positions are adjusted to the standard measurement positions in the three sections. A white cover is provided to tap the phantom during off-periods to prevent water evaporation and changes in the liquid parameters. On the phantom top, three reference markers are provided to identify the phantom position with respect to the robot.

**<ELI Phantom>**

|                        |  |   |
|------------------------|--|---|
| <b>Shell Thickness</b> | 2 ± 0.2 mm (sagging: <1%)                        |  |
| <b>Filling Volume</b>  | Approx. 30 liters                                |   |
| <b>Dimensions</b>      | Major ellipse axis: 600 mm<br>Minor axis: 400 mm |   |

The ELI phantom is intended for compliance testing of handheld and body-mounted wireless devices in the frequency range of 30 MHz to 6 GHz. ELI4 is fully compatible with standard and all known tissue simulating liquids.

## **6.5 Device Holder**

### **<Mounting Device for Hand-Held Transmitter>**

In combination with the Twin SAM V5.0/V5.0c or ELI phantoms, the Mounting Device for Hand-Held Transmitters enables rotation of the mounted transmitter device to specified spherical coordinates. At the heads, the rotation axis is at the ear opening. Transmitter devices can be easily and accurately positioned according to IEC 62209-1, IEEE 1528, FCC, or other specifications. The device holder can be locked for positioning at different phantom sections (left head, right head, flat). And upgrade kit to Mounting Device to enable easy mounting of wider devices like big smart-phones, e-books, small tablets, etc. It holds devices with width up to 140 mm.



Mounting Device for Hand-Held Transmitters



Mounting Device Adaptor for Wide-Phones

### **<Mounting Device for Laptops and other Body-Worn Transmitters>**

The extension is lightweight and made of POM, acrylic glass and foam. It fits easily on the upper part of the mounting device in place of the phone positioned. The extension is fully compatible with the SAM Twin and ELI phantoms.



Mounting Device for Laptops



## **7. Measurement Procedures**

The measurement procedures are as follows:

### <Conducted power measurement>

- (a) For WWAN power measurement, use base station simulator to configure EUT WWAN transmission in conducted connection with RF cable, at maximum power in each supported wireless interface and frequency band.
- (b) Read the WWAN RF power level from the base station simulator.
- (c) For WLAN/BT power measurement, use engineering software to configure EUT WLAN/BT continuously transmission, at maximum RF power in each supported wireless interface and frequency band
- (d) Connect EUT RF port through RF cable to the power meter, and measure WLAN/BT output power

### <SAR measurement>

- (a) Use base station simulator to configure EUT WWAN transmission in radiated connection, and engineering software to configure EUT WLAN/BT continuously transmission, at maximum RF power, in the highest power channel.
- (b) Place the EUT in the positions as Appendix D demonstrates.
- (c) Set scan area, grid size and other setting on the DASY software.
- (d) Measure SAR results for the highest power channel on each testing position.
- (e) Find out the largest SAR result on these testing positions of each band
- (f) Measure SAR results for other channels in worst SAR testing position if the reported SAR of highest power channel is larger than 0.8 W/kg

According to the test standard, the recommended procedure for assessing the peak spatial-average SAR value consists of the following steps:

- (a) Power reference measurement
- (b) Area scan
- (c) Zoom scan
- (d) Power drift measurement

### **7.1 Spatial Peak SAR Evaluation**

The procedure for spatial peak SAR evaluation has been implemented according to the test standard. It can be conducted for 1g and 10g, as well as for user-specific masses. The DASY software includes all numerical procedures necessary to evaluate the spatial peak SAR value.

The base for the evaluation is a "cube" measurement. The measured volume must include the 1g and 10g cubes with the highest averaged SAR values. For that purpose, the center of the measured volume is aligned to the interpolated peak SAR value of a previously performed area scan.

The entire evaluation of the spatial peak values is performed within the post-processing engine (SEMCAD). The system always gives the maximum values for the 1g and 10g cubes. The algorithm to find the cube with highest averaged SAR is divided into the following stages:

- (a) Extraction of the measured data (grid and values) from the Zoom Scan
- (b) Calculation of the SAR value at every measurement point based on all stored data (A/D values and measurement parameters)
- (c) Generation of a high-resolution mesh within the measured volume
- (d) Interpolation of all measured values from the measurement grid to the high-resolution grid
- (e) Extrapolation of the entire 3-D field distribution to the phantom surface over the distance from sensor to surface
- (f) Calculation of the averaged SAR within masses of 1g and 10g



**7.2 Power Reference Measurement**

The Power Reference Measurement and Power Drift Measurements are for monitoring the power drift of the device under test in the batch process. The minimum distance of probe sensors to surface determines the closest measurement point to phantom surface. This distance cannot be smaller than the distance of sensor calibration points to probe tip as defined in the probe properties.

**7.3 Area Scan**

The area scan is used as a fast scan in two dimensions to find the area of high field values, before doing a fine measurement around the hot spot. The sophisticated interpolation routines implemented in DASY software can find the maximum found in the scanned area, within a range of the global maximum. The range (in dB0 is specified in the standards for compliance testing. For example, a 2 dB range is required in IEEE standard 1528 and IEC 62209 standards, whereby 3 dB is a requirement when compliance is assessed in accordance with the ARIB standard (Japan), if only one zoom scan follows the area scan, then only the absolute maximum will be taken as reference. For cases where multiple maximums are detected, the number of zoom scans has to be increased accordingly.

Area scan parameters extracted from FCC KDB 865664 D01v01r04 SAR measurement 100 MHz to 6 GHz.

|  | ≤ 3 GHz   | > 3 GHz  |
|--|---|--|
| Maximum distance from closest measurement point (geometric center of probe sensors) to phantom surface | 5 ± 1 mm  | $\frac{1}{2} \cdot \delta \cdot \ln(2) \pm 0.5$ mm |
| Maximum probe angle from probe axis to phantom surface normal at the measurement location              | 30° ± 1°  | 20° ± 1°   |
| Maximum area scan spatial resolution: $\Delta x_{Area}, \Delta y_{Area}$                               | ≤ 2 GHz: ≤ 15 mm<br>2 – 3 GHz: ≤ 12 mm  | 3 – 4 GHz: ≤ 12 mm<br>4 – 6 GHz: ≤ 10 mm           |
|  | When the x or y dimension of the test device, in the measurement plane orientation, is smaller than the above, the measurement resolution must be ≤ the corresponding x or y dimension of the test device with at least one measurement point on the test device. |  |



**7.4 Zoom Scan**

Zoom scans are used assess the peak spatial SAR values within a cubic averaging volume containing 1 gram and 10 gram of simulated tissue. The zoom scan measures points (refer to table below) within a cube shoes base faces are centered on the maxima found in a preceding area scan job within the same procedure. When the measurement is done, the zoom scan evaluates the averaged SAR for 1 gram and 10 gram and displays these values next to the job's label.

Zoom scan parameters extracted from FCC KDB 865664 D01v01r04 SAR measurement 100 MHz to 6 GHz.

|  |                                    | ≤ 3 GHz  | > 3 GHz   |  |
|--|------------------------------------|--|---|--|
| Maximum zoom scan spatial resolution: $\Delta x_{Zoom}, \Delta y_{Zoom}$   |                                    | $\leq 2$ GHz: $\leq 8$ mm<br>$2 - 3$ GHz: $\leq 5$ mm*                               | $3 - 4$ GHz: $\leq 5$ mm*<br>$4 - 6$ GHz: $\leq 4$ mm*                              |  |
| Maximum zoom scan spatial resolution, normal to phantom surface  | uniform grid: $\Delta z_{Zoom}(n)$ | $\leq 5$ mm  | $3 - 4$ GHz: $\leq 4$ mm<br>$4 - 5$ GHz: $\leq 3$ mm<br>$5 - 6$ GHz: $\leq 2$ mm    |  |
|  | graded grid                        | $\Delta z_{Zoom}(1)$ : between 1 <sup>st</sup> two points closest to phantom surface | $\leq 4$ mm   | $3 - 4$ GHz: $\leq 3$ mm<br>$4 - 5$ GHz: $\leq 2.5$ mm<br>$5 - 6$ GHz: $\leq 2$ mm |
|  |                                    | $\Delta z_{Zoom}(n>1)$ : between subsequent points                                   | $\leq 1.5 \cdot \Delta z_{Zoom}(n-1)$   |  |
| Minimum zoom scan volume   | x, y, z                            | $\geq 30$ mm   | $3 - 4$ GHz: $\geq 28$ mm<br>$4 - 5$ GHz: $\geq 25$ mm<br>$5 - 6$ GHz: $\geq 22$ mm |  |
| Note: $\delta$ is the penetration depth of a plane-wave at normal incidence to the tissue medium; see draft standard IEEE P1528-2011 for details.<br>* When zoom scan is required and the <i>reported</i> SAR from the <i>area scan based 1-g SAR estimation</i> procedures of KDB 447498 is $\leq 1.4$ W/kg, $\leq 8$ mm, $\leq 7$ mm and $\leq 5$ mm zoom scan resolution may be applied, respectively, for 2 GHz to 3 GHz, 3 GHz to 4 GHz and 4 GHz to 6 GHz. |                                    |  |   |  |

**7.5 Volume Scan Procedures**

The volume scan is used for assess overlapping SAR distributions for antennas transmitting in different frequency bands. It is equivalent to an oversized zoom scan used in standalone measurements. The measurement volume will be used to enclose all the simultaneous transmitting antennas. For antennas transmitting simultaneously in different frequency bands, the volume scan is measured separately in each frequency band. In order to sum correctly to compute the 1g aggregate SAR, the EUT remain in the same test position for all measurements and all volume scan use the same spatial resolution and grid spacing. When all volume scan were completed, the software, SEMCAD postprocessor can combine and subsequently superpose these measurement data to calculating the multiband SAR.

**7.6 Power Drift Monitoring**

All SAR testing is under the EUT install full charged battery and transmit maximum output power. In DASY measurement software, the power reference measurement and power drift measurement procedures are used for monitoring the power drift of EUT during SAR test. Both these procedures measure the field at a specified reference position before and after the SAR testing. The software will calculate the field difference in dB. If the power drifts more than 5%, the SAR will be retested.





### 8. Test Equipment List

| Manufacturer  | Name of Equipment                            | Type/Model      | Serial Number | Calibration   |               |
|---------------|--|-----------------|---------------|---------------|---------------|
|               |  |                 |               | Last Cal.     | Due Date      |
| SPEAG         | 750MHz System Validation Kit <sup>(2)</sup>  | D750V3          | 1107          | Mar. 08, 2019 | Mar. 05, 2022 |
| SPEAG         | 835MHz System Validation Kit <sup>(2)</sup>  | D835V2          | 4d167         | Nov. 25, 2019 | Nov. 23, 2021 |
| SPEAG         | 1750MHz System Validation Kit <sup>(2)</sup> | D1750V2         | 1112          | Mar. 07, 2019 | Mar. 04, 2022 |
| SPEAG         | 1900MHz System Validation Kit <sup>(2)</sup> | D1900V2         | 5d041         | Sep. 11, 2018 | Sep. 08, 2021 |
| SPEAG         | Data Acquisition Electronics                 | DAE3            | 577           | Sep. 16, 2020 | Sep. 15, 2021 |
| SPEAG         | Dosimetric E-Field Probe                     | ES3DV3          | 3124          | Nov. 23, 2020 | Nov. 22, 2021 |
| Testo         | Hygro meter                                  | 608-H1          | 45196600      | Nov. 10, 2020 | Nov. 09, 2021 |
| Anritsu       | Radio Communication Analyzer                 | MT8821C         | 6201341950    | Nov. 10, 2020 | Nov. 09, 2021 |
| SPEAG         | Device Holder                                | N/A             | N/A           | N/A           | N/A           |
| Anritsu       | Signal Generator                             | MG3710A         | 6201502524    | Nov. 11, 2020 | Nov. 10, 2021 |
| Keysight      | ENA Network Analyzer                         | E5071C          | MY46104758    | Sep. 03, 2020 | Sep. 02, 2021 |
| SPEAG         | Dielectric Probe Kit                         | DAK-3.5         | 1126          | Sep. 16, 2020 | Sep. 15, 2021 |
| LINE SEIKI    | Digital Thermometer                          | DTM3000-spezial | 2942          | Nov. 06, 2020 | Nov. 05, 2021 |
| Anritsu       | Power Meter                                  | ML2495A         | 1419002       | Aug. 19, 2020 | Aug. 18, 2021 |
| Anritsu       | Power Sensor                                 | MA2411B         | 1911176       | Aug. 18, 2020 | Aug. 17, 2021 |
| Anritsu       | Power Meter                                  | ML2495A         | 1804003       | Oct. 21, 2020 | Oct. 20, 2021 |
| Anritsu       | Power Sensor                                 | MA2411B         | 1726150       | Oct. 21, 2020 | Oct. 20, 2021 |
| Anritsu       | Spectrum Analyzer                            | MS2830A         | 6201396378    | Jun. 30, 2020 | Jun. 29, 2021 |
| Anritsu       | Spectrum Analyzer                            | N9010A          | MY53470118    | Jan. 15, 2021 | Jan. 14, 2022 |
| Mini-Circuits | Power Amplifier                              | ZVE-8G+         | 6418          | Oct. 21, 2020 | Oct. 20, 2021 |
| Mini-Circuits | Power Amplifier                              | ZVE-8G+         | 479102029     | Aug. 26, 2020 | Aug. 25, 2021 |
| ATM           | Dual Directional Coupler                     | C122H-10        | P610410z-02   | Note 1        |               |
| Warison       | Directional Coupler                          | WCOU-10-50S-10  | WR889BMC4B1   | Note 1        |               |
| Woken         | Attenuator 1                                 | WK0602-XX       | N/A           | Note 1        |               |
| PE            | Attenuator 2                                 | PE7005-10       | N/A           | Note 1        |               |
| PE            | Attenuator 3                                 | PE7005- 3       | N/A           | Note 1        |               |

**General Note:**

1. Prior to system verification and validation, the path loss from the signal generator to the system check source and the power meter, which includes the amplifier, cable, attenuator and directional coupler, was measured by the network analyzer. The reading of the power meter was offset by the path loss difference between the path to the power meter and the path to the system check source to monitor the actual power level fed to the system check source.
2. The dipole calibration interval can be extended to 3 years with justification according to KDB 865664 D01. The dipoles are also not physically damaged, or repaired during the interval. The justification data in appendix C can be found which the return loss is < -20dB, within 20% of prior calibration, the impedance is within 5 ohm of prior calibration for each dipole.

## 9. System Verification

### 9.1 Tissue Verification

The tissue dielectric parameters of tissue-equivalent media used for SAR measurements must be characterized within a temperature range of 18°C to 25°C, measured with calibrated instruments and apparatuses, such as network analyzers and temperature probes. The temperature of the tissue-equivalent medium during SAR measurement must also be within 18°C to 25°C and within ± 2°C of the temperature when the tissue parameters are characterized. The tissue dielectric measurement system must be calibrated before use. The dielectric parameters must be measured before the tissue-equivalent medium is used in a series of SAR measurements.

The liquid tissue depth was at least 15cm in the phantom for all SAR testing

#### <Tissue Dielectric Parameter Check Results>

| Frequency (MHz) | Liquid Temp. (°C) | Conductivity (σ) | Permittivity (ε <sub>r</sub> ) | Conductivity Target (σ) | Permittivity Target (ε <sub>r</sub> ) | Delta (σ) (%) | Delta (ε <sub>r</sub> ) (%) | Limit (%) | Date     |
|-----------------|-------------------|------------------|--------------------------------|-------------------------|---------------------------------------|---------------|-----------------------------|-----------|----------|
| 750             | 22.5              | 0.897            | 42.900                         | 0.89                    | 41.90                                 | 0.79          | 2.39                        | ±5        | 2021/6/7 |
| 835             | 22.6              | 0.900            | 41.900                         | 0.90                    | 41.50                                 | 0.00          | 0.96                        | ±5        | 2021/6/7 |
| 1750            | 22.4              | 1.360            | 40.900                         | 1.37                    | 40.10                                 | -0.73         | 2.00                        | ±5        | 2021/6/8 |
| 1900            | 22.5              | 1.450            | 39.400                         | 1.40                    | 40.00                                 | 3.57          | -1.50                       | ±5        | 2021/6/8 |

### 9.2 System Performance Check Results

Comparing to the original SAR value provided by SPEAG, the verification data should be within its specification of 10 %. Below table shows the target SAR and measured SAR after normalized to 1W input power. The table below indicates the system performance check can meet the variation criterion and the plots can be referred to Appendix A of this report.

| Test site | Date     | Frequency (MHz) | Input Power (mW) | Dipole S/N    | Probe S/N       | DAE S/N    | Measured 1g SAR (W/kg) | Targeted 1g SAR (W/kg) | Normalized 1g SAR (W/kg) | Deviation (%) |
|-----------|----------|-----------------|------------------|---------------|-----------------|------------|------------------------|------------------------|--------------------------|---------------|
| SAR01     | 2021/6/7 | 750             | 250              | D750V3-1107   | ES3DV3 - SN3124 | DAE3 Sn577 | 2.21                   | 8.32                   | 8.84                     | 6.25          |
| SAR01     | 2021/6/7 | 835             | 250              | D835V2-4d167  | ES3DV3 - SN3124 | DAE3 Sn577 | 2.36                   | 9.55                   | 9.44                     | -1.15         |
| SAR01     | 2021/6/8 | 1750            | 250              | D1750V2-1112  | ES3DV3 - SN3124 | DAE3 Sn577 | 8.83                   | 36.70                  | 35.32                    | -3.76         |
| SAR01     | 2021/6/8 | 1900            | 250              | D1900V2-5d041 | ES3DV3 - SN3124 | DAE3 Sn577 | 10.00                  | 40.20                  | 40                       | -0.50         |

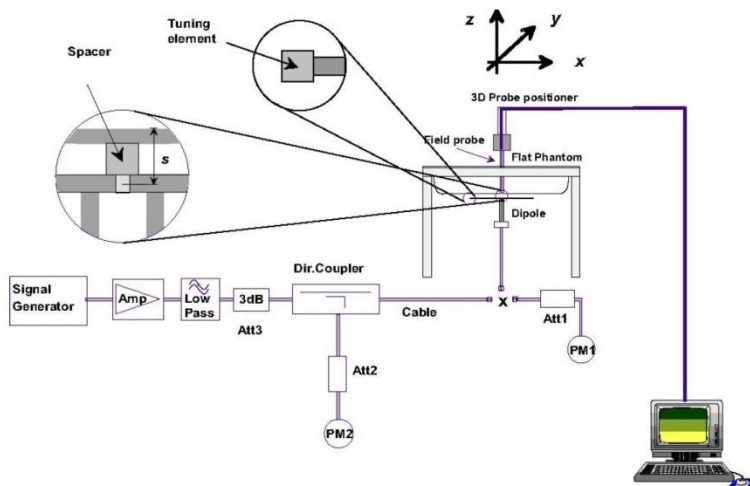


Fig 8.3.1 System Performance Check Setup



Fig 8.3.2 Setup Photo

**10. LTE Cat M1 / NB-IOT Output Power (Unit: dBm)****<LTE Conducted Power>****General Note:**

1. Anritsu MT8820C base station simulator was used to setup the connection with EUT; the frequency band, channel bandwidth, RB allocation configuration, modulation type are set in the base station simulator to configure EUT transmitting at maximum power and at different configurations which are requested to be reported to FCC, for conducted power measurement and SAR testing.
2. Per KDB 941225 D05v02r05, when a properly configured base station simulator is used for the SAR and power measurements, spectrum plots for each RB allocation and offset configuration is not required.
3. Per KDB 941225 D05v02r05, for Cat M1 and NB-IoT with the largest channel bandwidth and measure SAR for QPSK with highest RB allocation of each required test channel.
4. Per KDB 941225 D05v02r05, 16QAM output power for each RB allocation configuration is > not ½ dB higher than the same configuration in QPSK and the reported SAR for the QPSK configuration is ≤ 1.45 W/kg; Per KDB 941225 D05v02r05, 16QAM SAR testing is not required.
5. Per KDB 941225 D05v02r05, Smaller bandwidth output power for each RB allocation configuration is > not ½ dB higher than the same configuration in the largest supported bandwidth, and the reported SAR for the largest supported bandwidth is ≤ 1.45 W/kg; Per KDB 941225 D05v02r05, smaller bandwidth SAR testing is not required.
6. LTE band 2/4 SAR test was covered by Band 25/66; according to April 2015 TCB workshop, SAR test for overlapping LTE bands can be reduced if
  - a. the maximum output power, including tolerance, for the smaller band is ≤ the larger band to qualify for the SAR test exclusion
  - b. the channel bandwidth and other operating parameters for the smaller band are fully supported by the larger band



Cat M1

<LTE Band 2>

| BW [MHz]        | Modulation | RB Size | RB Offset | Index |   |    | Power Low Ch. / Freq. | Power Middle Ch. / Freq. | Power High Ch. / Freq. | Tune-up limit (dBm) |
|-----------------|------------|---------|-----------|-------|---|----|-----------------------|--------------------------|------------------------|---------------------|
|                 |            |         |           | L     | M | H  |                       |                          |                        |                     |
| Channel         |            |         |           |       |   |    | 18700                 | 18900                    | 19100                  |                     |
| Frequency (MHz) |            |         |           |       |   |    | 1860                  | 1880                     | 1900                   |                     |
| 20              | QPSK       | 1       | 0         | 0     | 0 | 15 | 21.92                 | 22.11                    | 22.04                  | 23.50               |
| 20              | QPSK       | 1       | 5         | 0     | 0 | 15 | 21.77                 | 21.94                    | 21.91                  |                     |
| 20              | QPSK       | 3       | 0         | 0     | 0 | 15 | 21.89                 | 22.00                    | 22.02                  |                     |
| 20              | QPSK       | 3       | 3         | 0     | 0 | 15 | 21.58                 | 21.67                    | 21.68                  |                     |
| 20              | QPSK       | 6       | 0         | 0     | 0 | 15 | 21.70                 | 21.79                    | 21.79                  |                     |
| 20              | 16QAM      | 1       | 0         | 0     | 0 | 15 | 21.81                 | 21.90                    | 21.93                  |                     |
| 20              | 16QAM      | 1       | 5         | 0     | 0 | 15 | 22.00                 | 22.10                    | 22.10                  |                     |
| 20              | 16QAM      | 3       | 0         | 0     | 0 | 15 | 21.86                 | 22.02                    | 21.95                  |                     |
| 20              | 16QAM      | 3       | 3         | 0     | 0 | 15 | 21.80                 | 21.98                    | 22.00                  |                     |
| 20              | 16QAM      | 5       | 0         | 0     | 0 | 15 | 21.79                 | 21.97                    | 21.96                  |                     |
| Channel         |            |         |           |       |   |    | 18675                 | 18900                    | 19125                  | Tune-up limit (dBm) |
| Frequency (MHz) |            |         |           | L     | M | H  | 1857.5                | 1880                     | 1902.5                 |                     |
| 15              | QPSK       | 1       | 0         | 0     | 0 | 11 | 21.82                 | 22.03                    | 21.96                  | 23.50               |
| 15              | QPSK       | 1       | 5         | 0     | 0 | 11 | 21.73                 | 21.86                    | 21.90                  |                     |
| 15              | QPSK       | 3       | 0         | 0     | 0 | 11 | 21.88                 | 21.92                    | 21.97                  |                     |
| 15              | QPSK       | 3       | 3         | 0     | 0 | 11 | 21.52                 | 21.66                    | 21.64                  |                     |
| 15              | QPSK       | 6       | 0         | 0     | 0 | 11 | 21.61                 | 21.74                    | 21.70                  |                     |
| 15              | 16QAM      | 1       | 0         | 0     | 0 | 11 | 21.80                 | 21.88                    | 21.87                  |                     |
| 15              | 16QAM      | 1       | 5         | 0     | 0 | 11 | 22.00                 | 22.08                    | 22.03                  |                     |
| 15              | 16QAM      | 3       | 0         | 0     | 0 | 11 | 21.85                 | 21.99                    | 21.93                  |                     |
| 15              | 16QAM      | 3       | 3         | 0     | 0 | 11 | 21.71                 | 21.94                    | 21.99                  |                     |
| 15              | 16QAM      | 5       | 0         | 0     | 0 | 11 | 21.70                 | 21.89                    | 21.95                  |                     |
| Channel         |            |         |           |       |   |    | 18650                 | 18900                    | 19150                  | Tune-up limit (dBm) |
| Frequency (MHz) |            |         |           | L     | M | H  | 1855                  | 1880                     | 1905                   |                     |
| 10              | QPSK       | 1       | 0         | 0     | 0 | 7  | 21.89                 | 22.07                    | 22.01                  | 23.50               |
| 10              | QPSK       | 1       | 5         | 0     | 0 | 7  | 21.77                 | 21.90                    | 21.81                  |                     |
| 10              | QPSK       | 3       | 0         | 0     | 0 | 7  | 21.79                 | 21.99                    | 21.96                  |                     |
| 10              | QPSK       | 3       | 3         | 0     | 0 | 7  | 21.56                 | 21.61                    | 21.59                  |                     |
| 10              | QPSK       | 6       | 0         | 0     | 0 | 7  | 20.60                 | 20.73                    | 20.72                  | 22.50               |
| 10              | 16QAM      | 1       | 0         | 0     | 0 | 7  | 21.74                 | 21.87                    | 21.87                  | 23.50               |
| 10              | 16QAM      | 1       | 5         | 0     | 0 | 7  | 21.96                 | 22.08                    | 22.08                  |                     |
| 10              | 16QAM      | 3       | 0         | 0     | 0 | 7  | 21.81                 | 22.00                    | 21.87                  |                     |
| 10              | 16QAM      | 3       | 3         | 0     | 0 | 7  | 21.71                 | 21.88                    | 22.00                  |                     |
| 10              | 16QAM      | 5       | 0         | 0     | 0 | 7  | 20.76                 | 20.87                    | 20.94                  | 22.50               |
| Channel         |            |         |           |       |   |    | 18625                 | 18900                    | 19175                  | Tune-up limit (dBm) |
| Frequency (MHz) |            |         |           | L     | M | H  | 1852.5                | 1880                     | 1907.5                 |                     |
| 5               | QPSK       | 1       | 0         | 0     | 0 | 3  | 21.89                 | 22.03                    | 22.03                  | 23.50               |
| 5               | QPSK       | 1       | 5         | 0     | 0 | 3  | 21.71                 | 21.89                    | 21.90                  |                     |
| 5               | QPSK       | 3       | 0         | 0     | 0 | 3  | 20.81                 | 21.00                    | 20.95                  | 22.50               |
| 5               | QPSK       | 3       | 3         | 0     | 0 | 3  | 20.58                 | 20.60                    | 20.65                  |                     |
| 5               | QPSK       | 6       | 0         | 0     | 0 | 3  | 20.67                 | 20.79                    | 20.75                  | 23.50               |
| 5               | 16QAM      | 1       | 0         | 0     | 0 | 3  | 21.77                 | 21.85                    | 21.90                  |                     |
| 5               | 16QAM      | 1       | 5         | 0     | 0 | 3  | 21.93                 | 22.04                    | 22.00                  | 22.50               |
| 5               | 16QAM      | 3       | 0         | 0     | 0 | 3  | 20.78                 | 21.00                    | 20.95                  |                     |
| 5               | 16QAM      | 3       | 3         | 0     | 0 | 3  | 20.77                 | 20.94                    | 20.92                  | 21.50               |
| 5               | 16QAM      | 5       | 0         | 0     | 0 | 3  | 19.75                 | 19.96                    | 19.89                  |                     |
| Channel         |            |         |           |       |   |    | 18615                 | 18900                    | 19185                  | Tune-up limit (dBm) |
| Frequency (MHz) |            |         |           | L     | M | H  | 1851.5                | 1880                     | 1908.5                 |                     |
| 3               | QPSK       | 1       | 0         | 0     | 0 | 1  | 21.88                 | 22.07                    | 22.01                  | 23.50               |



|                 |       |   |   |   |   |   |        |       |        |                     |
|-----------------|-------|---|---|---|---|---|--------|-------|--------|---------------------|
| 3               | QPSK  | 1 | 5 | 0 | 0 | 1 | 21.76  | 21.90 | 21.83  |                     |
| 3               | QPSK  | 3 | 0 | 0 | 0 | 1 | 20.81  | 20.92 | 20.93  | 22.50               |
| 3               | QPSK  | 3 | 3 | 0 | 0 | 1 | 20.49  | 20.59 | 20.65  |                     |
| 3               | QPSK  | 6 | 0 | 0 | 0 | 1 | 19.61  | 19.70 | 19.78  | 21.50               |
| 3               | 16QAM | 1 | 0 | 0 | 0 | 1 | 20.80  | 20.84 | 20.91  | 22.50               |
| 3               | 16QAM | 1 | 5 | 0 | 0 | 1 | 20.94  | 21.09 | 21.00  |                     |
| 3               | 16QAM | 3 | 0 | 0 | 0 | 1 | 19.77  | 20.00 | 19.86  | 21.50               |
| 3               | 16QAM | 3 | 3 | 0 | 0 | 1 | 19.72  | 19.91 | 20.00  |                     |
| 3               | 16QAM | 5 | 0 | 0 | 0 | 1 | 19.71  | 19.92 | 19.88  |                     |
| Channel         |       |   |   | L | M | H | 18607  | 18900 | 19193  | Tune-up limit (dBm) |
| Frequency (MHz) |       |   |   |   |   |   | 1850.7 | 1880  | 1909.3 |                     |
| 1.4             | QPSK  | 1 | 0 | 0 | 0 | 0 | 21.88  | 22.05 | 21.96  | 23.50               |
| 1.4             | QPSK  | 1 | 5 | 0 | 0 | 0 | 21.77  | 21.92 | 21.81  |                     |
| 1.4             | QPSK  | 3 | 0 | 0 | 0 | 0 | 20.88  | 20.96 | 20.93  | 22.50               |
| 1.4             | QPSK  | 3 | 3 | 0 | 0 | 0 | 20.56  | 20.57 | 20.59  |                     |
| 1.4             | QPSK  | 6 | 0 | 0 | 0 | 0 | 19.66  | 19.73 | 19.76  | 21.50               |
| 1.4             | 16QAM | 1 | 0 | 0 | 0 | 0 | 20.80  | 20.89 | 20.89  | 22.50               |
| 1.4             | 16QAM | 1 | 5 | 0 | 0 | 0 | 20.94  | 21.07 | 21.02  |                     |
| 1.4             | 16QAM | 3 | 0 | 0 | 0 | 0 | 19.76  | 20.00 | 19.89  | 21.50               |
| 1.4             | 16QAM | 3 | 3 | 0 | 0 | 0 | 19.75  | 19.91 | 19.95  |                     |
| 1.4             | 16QAM | 5 | 0 | 0 | 0 | 0 | 19.73  | 19.93 | 19.87  |                     |

<LTE Band 4>

| BW [MHz]        | Modulation | RB Size | RB Offset | Index |   |    | Power Low Ch. / Freq. | Power Middle Ch. / Freq. | Power High Ch. / Freq. | Tune-up limit (dBm) |
|-----------------|------------|---------|-----------|-------|---|----|-----------------------|--------------------------|------------------------|---------------------|
|                 |            |         |           | L     | M | H  |                       |                          |                        |                     |
| Channel         |            |         |           | L     | M | H  | 20050                 | 20175                    | 20300                  |                     |
| Frequency (MHz) |            |         |           |       |   |    | 1720                  | 1732.5                   | 1745                   |                     |
| 20              | QPSK       | 1       | 0         | 0     | 0 | 15 | 21.88                 | 22.07                    | 21.84                  | 23.65               |
| 20              | QPSK       | 1       | 5         | 0     | 0 | 15 | 21.81                 | 21.96                    | 21.64                  |                     |
| 20              | QPSK       | 3       | 0         | 0     | 0 | 15 | 21.67                 | 21.78                    | 21.61                  |                     |
| 20              | QPSK       | 3       | 3         | 0     | 0 | 15 | 21.66                 | 21.63                    | 21.58                  |                     |
| 20              | QPSK       | 6       | 0         | 0     | 0 | 15 | 21.67                 | 21.72                    | 21.65                  |                     |
| 20              | 16QAM      | 1       | 0         | 0     | 0 | 15 | 21.86                 | 21.94                    | 21.78                  |                     |
| 20              | 16QAM      | 1       | 5         | 0     | 0 | 15 | 21.91                 | 22.04                    | 21.83                  |                     |
| 20              | 16QAM      | 3       | 0         | 0     | 0 | 15 | 22.01                 | 22.03                    | 21.86                  |                     |
| 20              | 16QAM      | 3       | 3         | 0     | 0 | 15 | 21.98                 | 22.03                    | 21.68                  |                     |
| 20              | 16QAM      | 5       | 0         | 0     | 0 | 15 | 21.75                 | 21.82                    | 21.74                  |                     |
| Channel         |            |         |           | L     | M | H  | 20025                 | 20175                    | 20325                  | Tune-up limit (dBm) |
| Frequency (MHz) |            |         |           |       |   |    | 1717.5                | 1732.5                   | 1747.5                 |                     |
| 15              | QPSK       | 1       | 0         | 0     | 0 | 11 | 21.92                 | 22.05                    | 21.79                  | 23.65               |
| 15              | QPSK       | 1       | 5         | 0     | 0 | 11 | 21.83                 | 21.93                    | 21.69                  |                     |
| 15              | QPSK       | 3       | 0         | 0     | 0 | 11 | 21.70                 | 21.75                    | 21.57                  |                     |
| 15              | QPSK       | 3       | 3         | 0     | 0 | 11 | 21.43                 | 21.46                    | 21.30                  |                     |
| 15              | QPSK       | 6       | 0         | 0     | 0 | 11 | 21.65                 | 21.76                    | 21.48                  |                     |
| 15              | 16QAM      | 1       | 0         | 0     | 0 | 11 | 21.91                 | 21.88                    | 21.77                  |                     |
| 15              | 16QAM      | 1       | 5         | 0     | 0 | 11 | 21.86                 | 22.06                    | 21.83                  |                     |
| 15              | 16QAM      | 3       | 0         | 0     | 0 | 11 | 21.94                 | 22.06                    | 21.83                  |                     |
| 15              | 16QAM      | 3       | 3         | 0     | 0 | 11 | 21.98                 | 22.04                    | 21.73                  |                     |
| 15              | 16QAM      | 5       | 0         | 0     | 0 | 11 | 21.81                 | 21.88                    | 21.74                  |                     |
| Channel         |            |         |           | L     | M | H  | 20000                 | 20175                    | 20350                  | Tune-up limit (dBm) |
| Frequency (MHz) |            |         |           |       |   |    | 1715                  | 1732.5                   | 1750                   |                     |
| 10              | QPSK       | 1       | 0         | 0     | 0 | 7  | 21.95                 | 22.02                    | 21.80                  | 23.65               |
| 10              | QPSK       | 1       | 5         | 0     | 0 | 7  | 21.85                 | 21.87                    | 21.69                  |                     |
| 10              | QPSK       | 3       | 0         | 0     | 0 | 7  | 21.71                 | 21.79                    | 21.63                  |                     |
| 10              | QPSK       | 3       | 3         | 0     | 0 | 7  | 21.43                 | 21.52                    | 21.31                  |                     |



|                 |       |   |   |   |   |   |        |        |        |                     |
|-----------------|-------|---|---|---|---|---|--------|--------|--------|---------------------|
| 10              | QPSK  | 6 | 0 | 0 | 0 | 7 | 20.69  | 20.73  | 20.46  | 22.65               |
| 10              | 16QAM | 1 | 0 | 0 | 0 | 7 | 21.83  | 21.85  | 21.77  | 23.65               |
| 10              | 16QAM | 1 | 5 | 0 | 0 | 7 | 21.85  | 22.06  | 21.84  |                     |
| 10              | 16QAM | 3 | 0 | 0 | 0 | 7 | 22.01  | 22.07  | 21.82  |                     |
| 10              | 16QAM | 3 | 3 | 0 | 0 | 7 | 21.91  | 22.05  | 21.75  |                     |
| 10              | 16QAM | 5 | 0 | 0 | 0 | 7 | 20.80  | 20.90  | 20.67  | 22.65               |
| Channel         |       |   |   | L | M | H | 19975  | 20175  | 20375  | Tune-up limit (dBm) |
| Frequency (MHz) |       |   |   |   |   |   | 1712.5 | 1732.5 | 1752.5 |                     |
| 5               | QPSK  | 1 | 0 | 0 | 0 | 3 | 21.80  | 22.01  | 21.81  | 23.65               |
| 5               | QPSK  | 1 | 5 | 0 | 0 | 3 | 21.75  | 21.86  | 21.62  |                     |
| 5               | QPSK  | 3 | 0 | 0 | 0 | 3 | 20.60  | 20.78  | 20.56  | 22.65               |
| 5               | QPSK  | 3 | 3 | 0 | 0 | 3 | 20.66  | 20.60  | 20.54  |                     |
| 5               | QPSK  | 6 | 0 | 0 | 0 | 3 | 20.59  | 20.62  | 20.65  |                     |
| 5               | 16QAM | 1 | 0 | 0 | 0 | 3 | 21.83  | 21.84  | 21.73  | 23.65               |
| 5               | 16QAM | 1 | 5 | 0 | 0 | 3 | 21.83  | 22.02  | 21.81  |                     |
| 5               | 16QAM | 3 | 0 | 0 | 0 | 3 | 20.98  | 20.94  | 20.85  | 22.65               |
| 5               | 16QAM | 3 | 3 | 0 | 0 | 3 | 20.92  | 21.02  | 20.64  |                     |
| 5               | 16QAM | 5 | 0 | 0 | 0 | 3 | 19.69  | 19.80  | 19.68  | 21.65               |
| Channel         |       |   |   | L | M | H | 19965  | 20175  | 20385  | Tune-up limit (dBm) |
| Frequency (MHz) |       |   |   |   |   |   | 1711.5 | 1732.5 | 1753.5 |                     |
| 3               | QPSK  | 1 | 0 | 0 | 0 | 1 | 21.87  | 22.05  | 21.76  | 23.65               |
| 3               | QPSK  | 1 | 5 | 0 | 0 | 1 | 21.87  | 21.92  | 21.64  |                     |
| 3               | QPSK  | 3 | 0 | 0 | 0 | 1 | 20.74  | 20.79  | 20.55  | 22.65               |
| 3               | QPSK  | 3 | 3 | 0 | 0 | 1 | 20.46  | 20.48  | 20.32  |                     |
| 3               | QPSK  | 6 | 0 | 0 | 0 | 1 | 19.62  | 19.69  | 19.56  | 21.65               |
| 3               | 16QAM | 1 | 0 | 0 | 0 | 1 | 20.82  | 20.86  | 20.77  | 22.65               |
| 3               | 16QAM | 1 | 5 | 0 | 0 | 1 | 20.89  | 21.00  | 20.79  |                     |
| 3               | 16QAM | 3 | 0 | 0 | 0 | 1 | 19.93  | 20.05  | 19.80  | 21.65               |
| 3               | 16QAM | 3 | 3 | 0 | 0 | 1 | 19.99  | 20.04  | 19.69  |                     |
| 3               | 16QAM | 5 | 0 | 0 | 0 | 1 | 19.71  | 19.84  | 19.70  |                     |
| Channel         |       |   |   | L | M | H | 19957  | 20175  | 20393  | Tune-up limit (dBm) |
| Frequency (MHz) |       |   |   |   |   |   | 1710.7 | 1732.5 | 1754.3 |                     |
| 1.4             | QPSK  | 1 | 0 | 0 | 0 | 0 | 21.87  | 22.04  | 21.78  | 23.65               |
| 1.4             | QPSK  | 1 | 5 | 0 | 0 | 0 | 21.84  | 21.94  | 21.68  |                     |
| 1.4             | QPSK  | 3 | 0 | 0 | 0 | 0 | 20.67  | 20.78  | 20.61  | 22.65               |
| 1.4             | QPSK  | 3 | 3 | 0 | 0 | 0 | 20.39  | 20.45  | 20.25  |                     |
| 1.4             | QPSK  | 6 | 0 | 0 | 0 | 0 | 19.59  | 19.74  | 19.49  | 21.65               |
| 1.4             | 16QAM | 1 | 0 | 0 | 0 | 0 | 20.87  | 20.90  | 20.69  | 22.65               |
| 1.4             | 16QAM | 1 | 5 | 0 | 0 | 0 | 20.94  | 21.03  | 20.79  |                     |
| 1.4             | 16QAM | 3 | 0 | 0 | 0 | 0 | 19.99  | 20.04  | 19.85  | 21.65               |
| 1.4             | 16QAM | 3 | 3 | 0 | 0 | 0 | 19.96  | 20.00  | 19.76  |                     |
| 1.4             | 16QAM | 5 | 0 | 0 | 0 | 0 | 19.71  | 19.90  | 19.66  |                     |

<LTE Band 5>

| BW [MHz]        | Modulation | RB Size | RB Offset | Index |   |   | Power Low Ch. / Freq. | Power Middle Ch. / Freq. | Power High Ch. / Freq. | Tune-up limit (dBm) |
|-----------------|------------|---------|-----------|-------|---|---|-----------------------|--------------------------|------------------------|---------------------|
|                 |            |         |           | L     | M | H |                       |                          |                        |                     |
| Channel         |            |         |           | L     | M | H | 20450                 | 20525                    | 20600                  | Tune-up limit (dBm) |
| Frequency (MHz) |            |         |           |       |   |   | 829                   | 836.5                    | 844                    |                     |
| 10              | QPSK       | 1       | 0         | 0     | 0 | 7 | 22.08                 | 22.15                    | 22.09                  | 23.80               |
| 10              | QPSK       | 1       | 5         | 0     | 0 | 7 | 21.89                 | 21.97                    | 21.72                  |                     |
| 10              | QPSK       | 3       | 0         | 0     | 0 | 7 | 21.74                 | 21.84                    | 21.65                  |                     |
| 10              | QPSK       | 3       | 3         | 0     | 0 | 7 | 21.46                 | 21.53                    | 21.34                  |                     |
| 10              | QPSK       | 6       | 0         | 0     | 0 | 7 | 21.69                 | 21.78                    | 21.56                  | 22.80               |
| 10              | 16QAM      | 1       | 0         | 0     | 0 | 7 | 21.97                 | 22.09                    | 21.85                  | 23.80               |
| 10              | 16QAM      | 1       | 5         | 0     | 0 | 7 | 21.94                 | 22.08                    | 21.89                  |                     |



|                 |       |   |   |   |   |   |       |       |       |                     |                     |
|-----------------|-------|---|---|---|---|---|-------|-------|-------|---------------------|---------------------|
| 10              | 16QAM | 3 | 0 | 0 | 0 | 7 | 22.03 | 22.07 | 21.87 |                     |                     |
| 10              | 16QAM | 3 | 3 | 0 | 0 | 7 | 22.00 | 22.05 | 21.78 |                     |                     |
| 10              | 16QAM | 5 | 0 | 0 | 0 | 7 | 21.81 | 21.91 | 21.74 | 22.80               |                     |
| Channel         |       |   |   |   |   |   | 20425 | 20525 | 20625 | Tune-up limit (dBm) |                     |
| Frequency (MHz) |       |   |   |   |   |   | 826.5 | 836.5 | 846.5 |                     |                     |
| 5               | QPSK  | 1 | 0 | 0 | 0 | 3 | 22.01 | 22.09 | 22.05 | 23.80               |                     |
| 5               | QPSK  | 1 | 5 | 0 | 0 | 3 | 21.79 | 21.88 | 21.63 |                     |                     |
| 5               | QPSK  | 3 | 0 | 0 | 0 | 3 | 20.74 | 20.77 | 20.64 |                     |                     |
| 5               | QPSK  | 3 | 3 | 0 | 0 | 3 | 20.45 | 20.52 | 20.30 | 22.80               |                     |
| 5               | QPSK  | 6 | 0 | 0 | 0 | 3 | 21.65 | 21.73 | 21.52 |                     |                     |
| 5               | 16QAM | 1 | 0 | 0 | 0 | 3 | 21.94 | 22.04 | 21.82 |                     |                     |
| 5               | 16QAM | 1 | 5 | 0 | 0 | 3 | 21.86 | 22.01 | 21.86 | 23.80               |                     |
| 5               | 16QAM | 3 | 0 | 0 | 0 | 3 | 20.95 | 20.97 | 20.84 |                     |                     |
| 5               | 16QAM | 3 | 3 | 0 | 0 | 3 | 20.98 | 20.96 | 20.70 |                     |                     |
| 5               | 16QAM | 5 | 0 | 0 | 0 | 3 | 20.71 | 20.89 | 20.71 | 21.80               |                     |
| Channel         |       |   |   |   |   |   | 20415 | 20525 | 20635 | Tune-up limit (dBm) |                     |
| Frequency (MHz) |       |   |   |   |   |   | 825.5 | 836.5 | 847.5 |                     |                     |
| 3               | QPSK  | 1 | 0 | 0 | 0 | 1 | 22.06 | 22.14 | 22.05 | 23.80               |                     |
| 3               | QPSK  | 1 | 5 | 0 | 0 | 1 | 21.86 | 21.97 | 21.71 |                     |                     |
| 3               | QPSK  | 3 | 0 | 0 | 0 | 1 | 20.69 | 20.83 | 20.65 |                     |                     |
| 3               | QPSK  | 3 | 3 | 0 | 0 | 1 | 20.42 | 20.50 | 20.28 | 22.80               |                     |
| 3               | QPSK  | 6 | 0 | 0 | 0 | 1 | 20.65 | 20.72 | 20.51 |                     |                     |
| 3               | 16QAM | 1 | 0 | 0 | 0 | 1 | 20.97 | 21.08 | 20.80 |                     |                     |
| 3               | 16QAM | 1 | 5 | 0 | 0 | 1 | 20.91 | 21.08 | 20.85 | 22.80               |                     |
| 3               | 16QAM | 3 | 0 | 0 | 0 | 1 | 20.01 | 20.05 | 19.84 |                     |                     |
| 3               | 16QAM | 3 | 3 | 0 | 0 | 1 | 19.92 | 19.99 | 19.74 |                     |                     |
| 3               | 16QAM | 5 | 0 | 0 | 0 | 1 | 20.71 | 20.85 | 20.64 | 21.80               |                     |
| Channel         |       |   |   |   |   |   | 20407 | 20525 | 20643 |                     | Tune-up limit (dBm) |
| Frequency (MHz) |       |   |   |   |   |   | 824.7 | 836.5 | 848.3 |                     |                     |
| 1.4             | QPSK  | 1 | 0 | 0 | 0 | 0 | 22.08 | 22.15 | 22.03 | 23.80               |                     |
| 1.4             | QPSK  | 1 | 5 | 0 | 0 | 0 | 21.87 | 21.92 | 21.65 |                     |                     |
| 1.4             | QPSK  | 3 | 0 | 0 | 0 | 0 | 20.65 | 20.83 | 20.55 |                     |                     |
| 1.4             | QPSK  | 3 | 3 | 0 | 0 | 0 | 20.46 | 20.46 | 20.33 | 22.80               |                     |
| 1.4             | QPSK  | 6 | 0 | 0 | 0 | 0 | 20.67 | 20.75 | 20.47 |                     |                     |
| 1.4             | 16QAM | 1 | 0 | 0 | 0 | 0 | 20.95 | 21.09 | 20.78 |                     |                     |
| 1.4             | 16QAM | 1 | 5 | 0 | 0 | 0 | 20.88 | 21.04 | 20.86 | 22.80               |                     |
| 1.4             | 16QAM | 3 | 0 | 0 | 0 | 0 | 19.98 | 19.99 | 19.85 |                     |                     |
| 1.4             | 16QAM | 3 | 3 | 0 | 0 | 0 | 19.97 | 20.05 | 19.71 |                     |                     |
| 1.4             | 16QAM | 5 | 0 | 0 | 0 | 0 | 20.81 | 20.85 | 20.70 | 21.80               |                     |

<LTE Band 12>

| BW [MHz]        | Modulation | RB Size | RB Offset | Index |   |   | Power Low Ch. / Freq. | Power Middle Ch. / Freq. | Power High Ch. / Freq. | Tune-up limit (dBm) |
|-----------------|------------|---------|-----------|-------|---|---|-----------------------|--------------------------|------------------------|---------------------|
| Channel         |            |         |           | L     | M | H | 23060                 | 23095                    | 23130                  |                     |
| Frequency (MHz) |            |         |           |       |   |   | 704                   | 707.5                    | 711                    |                     |
| 10              | QPSK       | 1       | 0         | 0     | 0 | 7 | 23.14                 | 23.17                    | 22.95                  | 24.60               |
| 10              | QPSK       | 1       | 5         | 0     | 0 | 7 | 22.83                 | 22.82                    | 22.63                  |                     |
| 10              | QPSK       | 3       | 0         | 0     | 0 | 7 | 22.96                 | 23.00                    | 22.82                  |                     |
| 10              | QPSK       | 3       | 3         | 0     | 0 | 7 | 22.72                 | 22.71                    | 22.49                  | 23.60               |
| 10              | QPSK       | 6       | 0         | 0     | 0 | 7 | 21.80                 | 21.83                    | 21.67                  |                     |
| 10              | 16QAM      | 1       | 0         | 0     | 0 | 7 | 22.80                 | 22.79                    | 22.64                  |                     |
| 10              | 16QAM      | 1       | 5         | 0     | 0 | 7 | 23.02                 | 23.07                    | 22.85                  | 24.60               |
| 10              | 16QAM      | 3       | 0         | 0     | 0 | 7 | 23.03                 | 23.04                    | 22.84                  |                     |
| 10              | 16QAM      | 3       | 3         | 0     | 0 | 7 | 22.94                 | 23.03                    | 22.79                  |                     |
| 10              | 16QAM      | 5       | 0         | 0     | 0 | 7 | 21.82                 | 21.87                    | 21.70                  | 23.60               |



| Channel         |       |   |   | L | M | H | 23035 | 23095 | 23155 | Tune-up limit (dBm) |
|-----------------|-------|---|---|---|---|---|-------|-------|-------|---------------------|
| Frequency (MHz) |       |   |   |   |   |   | 701.5 | 707.5 | 713.5 |                     |
| 5               | QPSK  | 1 | 0 | 0 | 0 | 3 | 23.07 | 23.13 | 22.94 | 24.60               |
| 5               | QPSK  | 1 | 5 | 0 | 0 | 3 | 22.73 | 22.73 | 22.57 |                     |
| 5               | QPSK  | 3 | 0 | 0 | 0 | 3 | 21.88 | 22.00 | 21.79 | 23.60               |
| 5               | QPSK  | 3 | 3 | 0 | 0 | 3 | 21.64 | 21.64 | 21.49 |                     |
| 5               | QPSK  | 6 | 0 | 0 | 0 | 3 | 21.73 | 21.83 | 21.64 |                     |
| 5               | 16QAM | 1 | 0 | 0 | 0 | 3 | 22.74 | 22.76 | 22.56 | 24.60               |
| 5               | 16QAM | 1 | 5 | 0 | 0 | 3 | 22.95 | 22.99 | 22.83 |                     |
| 5               | 16QAM | 3 | 0 | 0 | 0 | 3 | 21.97 | 21.97 | 21.80 | 23.60               |
| 5               | 16QAM | 3 | 3 | 0 | 0 | 3 | 21.93 | 21.97 | 21.75 |                     |
| 5               | 16QAM | 5 | 0 | 0 | 0 | 3 | 20.73 | 20.82 | 20.65 | 22.60               |
| Channel         |       |   |   | L | M | H | 23025 | 23095 | 23165 | Tune-up limit (dBm) |
| Frequency (MHz) |       |   |   |   |   |   | 700.5 | 707.5 | 714.5 |                     |
| 3               | QPSK  | 1 | 0 | 0 | 0 | 1 | 23.05 | 23.10 | 22.88 | 24.60               |
| 3               | QPSK  | 1 | 5 | 0 | 0 | 1 | 22.73 | 22.82 | 22.55 |                     |
| 3               | QPSK  | 3 | 0 | 0 | 0 | 1 | 21.88 | 21.98 | 21.75 | 23.60               |
| 3               | QPSK  | 3 | 3 | 0 | 0 | 1 | 21.69 | 21.71 | 21.47 |                     |
| 3               | QPSK  | 6 | 0 | 0 | 0 | 1 | 20.73 | 20.82 | 20.63 | 22.60               |
| 3               | 16QAM | 1 | 0 | 0 | 0 | 1 | 21.80 | 21.73 | 21.55 | 23.60               |
| 3               | 16QAM | 1 | 5 | 0 | 0 | 1 | 21.95 | 22.02 | 21.80 |                     |
| 3               | 16QAM | 3 | 0 | 0 | 0 | 1 | 20.94 | 20.95 | 20.74 | 22.60               |
| 3               | 16QAM | 3 | 3 | 0 | 0 | 1 | 20.94 | 21.00 | 20.79 |                     |
| 3               | 16QAM | 5 | 0 | 0 | 0 | 1 | 20.80 | 20.78 | 20.70 |                     |
| Channel         |       |   |   | L | M | H | 23017 | 23095 | 23173 |                     |
| Frequency (MHz) |       |   |   |   |   |   | 699.7 | 707.5 | 715.3 |                     |
| 1.4             | QPSK  | 1 | 0 | 0 | 0 | 0 | 23.04 | 23.14 | 22.88 | 24.60               |
| 1.4             | QPSK  | 1 | 5 | 0 | 0 | 0 | 22.82 | 22.75 | 22.57 |                     |
| 1.4             | QPSK  | 3 | 0 | 0 | 0 | 0 | 21.93 | 21.97 | 21.76 | 23.60               |
| 1.4             | QPSK  | 3 | 3 | 0 | 0 | 0 | 21.69 | 21.63 | 21.45 |                     |
| 1.4             | QPSK  | 6 | 0 | 0 | 0 | 0 | 20.77 | 20.77 | 20.57 | 22.60               |
| 1.4             | 16QAM | 1 | 0 | 0 | 0 | 0 | 21.72 | 21.72 | 21.63 | 23.60               |
| 1.4             | 16QAM | 1 | 5 | 0 | 0 | 0 | 21.96 | 21.98 | 21.82 |                     |
| 1.4             | 16QAM | 3 | 0 | 0 | 0 | 0 | 21.03 | 20.95 | 20.78 | 22.60               |
| 1.4             | 16QAM | 3 | 3 | 0 | 0 | 0 | 20.85 | 21.02 | 20.70 |                     |
| 1.4             | 16QAM | 5 | 0 | 0 | 0 | 0 | 20.74 | 20.87 | 20.61 |                     |

<LTE Band 13>

| BW [MHz]        | Modulation | RB Size | RB Offset | Index |   |   | Power Low Ch. / Freq. | Power Middle Ch. / Freq. | Power High Ch. / Freq. | Tune-up limit (dBm) |
|-----------------|------------|---------|-----------|-------|---|---|-----------------------|--------------------------|------------------------|---------------------|
| Channel         |            |         |           | L     | M | H | 23230                 |                          |                        |                     |
| Frequency (MHz) |            |         |           |       |   |   | 782                   |                          |                        |                     |
| 10              | QPSK       | 1       | 0         | 0     | 0 | 7 |                       | 22.24                    |                        | 24.00               |
| 10              | QPSK       | 1       | 5         | 0     | 0 | 7 |                       | 22.01                    |                        |                     |
| 10              | QPSK       | 3       | 0         | 0     | 0 | 7 |                       | 22.04                    |                        |                     |
| 10              | QPSK       | 3       | 3         | 0     | 0 | 7 |                       | 22.01                    |                        |                     |
| 10              | QPSK       | 6       | 0         | 0     | 0 | 7 |                       | 21.03                    |                        | 23.00               |
| 10              | 16QAM      | 1       | 0         | 0     | 0 | 7 |                       | 21.83                    |                        | 24.00               |
| 10              | 16QAM      | 1       | 5         | 0     | 0 | 7 |                       | 21.80                    |                        |                     |
| 10              | 16QAM      | 3       | 0         | 0     | 0 | 7 |                       | 22.19                    |                        |                     |
| 10              | 16QAM      | 3       | 3         | 0     | 0 | 7 |                       | 22.21                    |                        | 23.00               |
| 10              | 16QAM      | 5       | 0         | 0     | 0 | 7 |                       | 21.13                    |                        |                     |
| Channel         |            |         |           | L     | M | H | 23205                 | 23230                    | 23255                  | Tune-up limit (dBm) |
| Frequency (MHz) |            |         |           |       |   |   | 779.5                 | 782                      | 784.5                  |                     |
| 5               | QPSK       | 1       | 0         | 0     | 0 | 3 | 22.00                 | 21.98                    | 21.90                  | 24.00               |





|   |       |   |   |   |   |   |       |       |       |       |
|---|-------|---|---|---|---|---|-------|-------|-------|-------|
| 5 | QPSK  | 1 | 5 | 0 | 0 | 3 | 22.01 | 22.00 | 21.92 |       |
| 5 | QPSK  | 3 | 0 | 0 | 0 | 3 | 21.02 | 21.01 | 20.84 | 23.00 |
| 5 | QPSK  | 3 | 3 | 0 | 0 | 3 | 20.68 | 20.72 | 20.58 |       |
| 5 | QPSK  | 6 | 0 | 0 | 0 | 3 | 20.83 | 20.85 | 20.67 |       |
| 5 | 16QAM | 1 | 0 | 0 | 0 | 3 | 22.26 | 22.27 | 22.10 | 24.00 |
| 5 | 16QAM | 1 | 5 | 0 | 0 | 3 | 22.19 | 22.21 | 22.11 |       |
| 5 | 16QAM | 3 | 0 | 0 | 0 | 3 | 21.07 | 21.15 | 20.98 | 23.00 |
| 5 | 16QAM | 3 | 3 | 0 | 0 | 3 | 21.07 | 21.13 | 20.96 |       |
| 5 | 16QAM | 5 | 0 | 0 | 0 | 3 | 20.28 | 20.26 | 20.10 |       |

<LTE Band 25>

| BW [MHz]        | Modulation | RB Size | RB Offset | Index |   |    | Power Low Ch. / Freq. | Power Middle Ch. / Freq. | Power High Ch. / Freq. | Tune-up limit (dBm) |
|-----------------|------------|---------|-----------|-------|---|----|-----------------------|--------------------------|------------------------|---------------------|
| Channel         |            |         |           |       |   |    | 26140                 | 26365                    | 26590                  | Tune-up limit (dBm) |
| Frequency (MHz) |            |         |           | L     | M | H  | 1860                  | 1882.5                   | 1905                   |                     |
| 20              | QPSK       | 1       | 0         | 0     | 0 | 15 | 22.16                 | 22.34                    | 22.29                  | 23.50               |
| 20              | QPSK       | 1       | 5         | 0     | 0 | 15 | 21.97                 | 22.21                    | 22.09                  |                     |
| 20              | QPSK       | 3       | 0         | 0     | 0 | 15 | 21.96                 | 22.16                    | 22.02                  |                     |
| 20              | QPSK       | 3       | 3         | 0     | 0 | 15 | 21.63                 | 21.86                    | 21.78                  |                     |
| 20              | QPSK       | 6       | 0         | 0     | 0 | 15 | 21.80                 | 22.01                    | 21.95                  |                     |
| 20              | 16QAM      | 1       | 0         | 0     | 0 | 15 | 22.11                 | 22.29                    | 22.24                  |                     |
| 20              | 16QAM      | 1       | 5         | 0     | 0 | 15 | 21.97                 | 22.24                    | 22.18                  |                     |
| 20              | 16QAM      | 3       | 0         | 0     | 0 | 15 | 22.01                 | 22.22                    | 22.11                  |                     |
| 20              | 16QAM      | 3       | 3         | 0     | 0 | 15 | 21.99                 | 22.18                    | 22.05                  |                     |
| 20              | 16QAM      | 5       | 0         | 0     | 0 | 15 | 21.89                 | 22.11                    | 22.04                  |                     |
| Channel         |            |         |           |       |   |    | 26115                 | 26365                    | 26615                  | Tune-up limit (dBm) |
| Frequency (MHz) |            |         |           | L     | M | H  | 1857.5                | 1882.5                   | 1907.5                 |                     |
| 15              | QPSK       | 1       | 0         | 0     | 0 | 11 | 22.08                 | 22.30                    | 22.22                  | 23.50               |
| 15              | QPSK       | 1       | 5         | 0     | 0 | 11 | 21.94                 | 22.13                    | 22.15                  |                     |
| 15              | QPSK       | 3       | 0         | 0     | 0 | 11 | 21.92                 | 22.10                    | 22.01                  |                     |
| 15              | QPSK       | 3       | 3         | 0     | 0 | 11 | 21.58                 | 21.80                    | 21.80                  |                     |
| 15              | QPSK       | 6       | 0         | 0     | 0 | 11 | 21.73                 | 21.99                    | 21.88                  |                     |
| 15              | 16QAM      | 1       | 0         | 0     | 0 | 11 | 22.05                 | 22.27                    | 22.17                  |                     |
| 15              | 16QAM      | 1       | 5         | 0     | 0 | 11 | 22.04                 | 22.20                    | 22.12                  |                     |
| 15              | 16QAM      | 3       | 0         | 0     | 0 | 11 | 21.96                 | 22.14                    | 22.12                  |                     |
| 15              | 16QAM      | 3       | 3         | 0     | 0 | 11 | 21.92                 | 22.12                    | 22.07                  |                     |
| 15              | 16QAM      | 5       | 0         | 0     | 0 | 11 | 21.86                 | 22.09                    | 22.05                  |                     |
| Channel         |            |         |           |       |   |    | 26090                 | 26365                    | 26640                  | Tune-up limit (dBm) |
| Frequency (MHz) |            |         |           | L     | M | H  | 1855                  | 1882.5                   | 1910                   |                     |
| 10              | QPSK       | 1       | 0         | 0     | 0 | 7  | 22.06                 | 22.31                    | 22.20                  | 23.50               |
| 10              | QPSK       | 1       | 5         | 0     | 0 | 7  | 21.95                 | 22.20                    | 22.03                  |                     |
| 10              | QPSK       | 3       | 0         | 0     | 0 | 7  | 21.90                 | 22.07                    | 21.94                  |                     |
| 10              | QPSK       | 3       | 3         | 0     | 0 | 7  | 21.55                 | 21.77                    | 21.74                  |                     |
| 10              | QPSK       | 6       | 0         | 0     | 0 | 7  | 20.77                 | 21.01                    | 20.93                  |                     |
| 10              | 16QAM      | 1       | 0         | 0     | 0 | 7  | 22.07                 | 22.28                    | 22.14                  | 22.50               |
| 10              | 16QAM      | 1       | 5         | 0     | 0 | 7  | 21.97                 | 22.23                    | 22.13                  | 23.50               |
| 10              | 16QAM      | 3       | 0         | 0     | 0 | 7  | 21.97                 | 22.16                    | 22.09                  |                     |
| 10              | 16QAM      | 3       | 3         | 0     | 0 | 7  | 21.97                 | 22.09                    | 22.01                  |                     |
| 10              | 16QAM      | 5       | 0         | 0     | 0 | 7  | 20.84                 | 21.08                    | 20.95                  |                     |
| Channel         |            |         |           |       |   |    | 26065                 | 26365                    | 26665                  | Tune-up limit (dBm) |
| Frequency (MHz) |            |         |           | L     | M | H  | 1852.5                | 1882.5                   | 1912.5                 |                     |
| 5               | QPSK       | 1       | 0         | 0     | 0 | 3  | 22.06                 | 22.25                    | 22.20                  | 23.50               |
| 5               | QPSK       | 1       | 5         | 0     | 0 | 3  | 21.88                 | 22.12                    | 22.00                  |                     |
| 5               | QPSK       | 3       | 0         | 0     | 0 | 3  | 21.93                 | 22.13                    | 21.94                  |                     |
| 5               | QPSK       | 3       | 3         | 0     | 0 | 3  | 21.62                 | 21.76                    | 21.68                  |                     |



|                 |       |   |   |   |   |   |        |        |        |                     |
|-----------------|-------|---|---|---|---|---|--------|--------|--------|---------------------|
| 5               | QPSK  | 6 | 0 | 0 | 0 | 3 | 20.77  | 20.95  | 20.92  | 22.50               |
| 5               | 16QAM | 1 | 0 | 0 | 0 | 3 | 22.06  | 22.19  | 22.16  | 23.50               |
| 5               | 16QAM | 1 | 5 | 0 | 0 | 3 | 21.96  | 22.22  | 22.17  |                     |
| 5               | 16QAM | 3 | 0 | 0 | 0 | 3 | 21.99  | 22.19  | 22.03  |                     |
| 5               | 16QAM | 3 | 3 | 0 | 0 | 3 | 21.95  | 22.15  | 21.99  |                     |
| 5               | 16QAM | 5 | 0 | 0 | 0 | 3 | 20.85  | 21.04  | 20.97  | 22.50               |
| Channel         |       |   |   | L | M | H | 26055  | 26365  | 26675  | Tune-up limit (dBm) |
| Frequency (MHz) |       |   |   |   |   |   | 1851.5 | 1882.5 | 1913.5 |                     |
| 3               | QPSK  | 1 | 0 | 0 | 0 | 1 | 22.09  | 22.29  | 22.27  | 23.50               |
| 3               | QPSK  | 1 | 5 | 0 | 0 | 1 | 21.96  | 22.11  | 22.01  |                     |
| 3               | QPSK  | 3 | 0 | 0 | 0 | 1 | 20.90  | 21.13  | 20.97  | 22.50               |
| 3               | QPSK  | 3 | 3 | 0 | 0 | 1 | 20.60  | 20.79  | 20.70  |                     |
| 3               | QPSK  | 6 | 0 | 0 | 0 | 1 | 19.78  | 20.01  | 19.95  | 21.50               |
| 3               | 16QAM | 1 | 0 | 0 | 0 | 1 | 21.05  | 21.20  | 21.19  | 22.50               |
| 3               | 16QAM | 1 | 5 | 0 | 0 | 1 | 20.93  | 21.20  | 21.14  |                     |
| 3               | 16QAM | 3 | 0 | 0 | 0 | 1 | 19.96  | 20.16  | 20.04  | 21.50               |
| 3               | 16QAM | 3 | 3 | 0 | 0 | 1 | 19.99  | 20.17  | 19.99  |                     |
| 3               | 16QAM | 5 | 0 | 0 | 0 | 1 | 19.80  | 20.02  | 19.97  |                     |
| Channel         |       |   |   | L | M | H | 26047  | 26365  | 26683  |                     |
| Frequency (MHz) |       |   |   |   |   |   | 1850.7 | 1882.5 | 1914.3 |                     |
| 1.4             | QPSK  | 1 | 0 | 0 | 0 | 0 | 22.12  | 22.27  | 22.24  | 23.50               |
| 1.4             | QPSK  | 1 | 5 | 0 | 0 | 0 | 21.95  | 22.14  | 22.00  |                     |
| 1.4             | QPSK  | 3 | 0 | 0 | 0 | 0 | 20.88  | 21.06  | 20.99  | 22.50               |
| 1.4             | QPSK  | 3 | 3 | 0 | 0 | 0 | 20.57  | 20.77  | 20.75  |                     |
| 1.4             | QPSK  | 6 | 0 | 0 | 0 | 0 | 19.71  | 20.00  | 19.89  | 21.50               |
| 1.4             | 16QAM | 1 | 0 | 0 | 0 | 0 | 21.10  | 21.29  | 21.23  | 22.50               |
| 1.4             | 16QAM | 1 | 5 | 0 | 0 | 0 | 20.89  | 21.20  | 21.11  |                     |
| 1.4             | 16QAM | 3 | 0 | 0 | 0 | 0 | 20.00  | 20.22  | 20.06  | 21.50               |
| 1.4             | 16QAM | 3 | 3 | 0 | 0 | 0 | 19.92  | 20.08  | 20.03  |                     |
| 1.4             | 16QAM | 5 | 0 | 0 | 0 | 0 | 19.81  | 20.07  | 20.04  |                     |

<LTE Band 26>

| BW [MHz]        | Modulation | RB Size | RB Offset | Index |   |    | Power Low Ch. / Freq. | Power Middle Ch. / Freq. | Power High Ch. / Freq. | Tune-up limit (dBm) |
|-----------------|------------|---------|-----------|-------|---|----|-----------------------|--------------------------|------------------------|---------------------|
| Channel         |            |         |           | L     | M | H  | 26765                 | 26865                    | 26965                  | Tune-up limit (dBm) |
| Frequency (MHz) |            |         |           |       |   |    | 821.5                 | 831.5                    | 841.5                  |                     |
| 15              | QPSK       | 1       | 0         | 0     | 0 | 11 | 22.23                 | 22.28                    | 22.26                  | 23.80               |
| 15              | QPSK       | 1       | 5         | 0     | 0 | 11 | 22.08                 | 22.14                    | 22.04                  |                     |
| 15              | QPSK       | 3       | 0         | 0     | 0 | 11 | 22.07                 | 22.17                    | 22.12                  |                     |
| 15              | QPSK       | 3       | 3         | 0     | 0 | 11 | 21.76                 | 21.88                    | 21.79                  |                     |
| 15              | QPSK       | 6       | 0         | 0     | 0 | 11 | 21.90                 | 22.05                    | 22.03                  |                     |
| 15              | 16QAM      | 1       | 0         | 0     | 0 | 11 | 22.26                 | 22.26                    | 22.23                  |                     |
| 15              | 16QAM      | 1       | 5         | 0     | 0 | 11 | 22.24                 | 22.22                    | 22.21                  |                     |
| 15              | 16QAM      | 3       | 0         | 0     | 0 | 11 | 22.23                 | 22.20                    | 22.23                  |                     |
| 15              | 16QAM      | 3       | 3         | 0     | 0 | 11 | 22.20                 | 22.27                    | 22.26                  |                     |
| 15              | 16QAM      | 5       | 0         | 0     | 0 | 11 | 22.05                 | 22.17                    | 22.10                  |                     |
| Channel         |            |         |           | L     | M | H  | 26740                 | 26865                    | 26990                  | Tune-up limit (dBm) |
| Frequency (MHz) |            |         |           |       |   |    | 819                   | 831.5                    | 844                    |                     |
| 10              | QPSK       | 1       | 0         | 0     | 0 | 7  | 22.22                 | 22.28                    | 22.19                  | 23.80               |
| 10              | QPSK       | 1       | 5         | 0     | 0 | 7  | 21.99                 | 22.14                    | 22.04                  |                     |
| 10              | QPSK       | 3       | 0         | 0     | 0 | 7  | 22.02                 | 22.09                    | 22.10                  |                     |
| 10              | QPSK       | 3       | 3         | 0     | 0 | 7  | 21.73                 | 21.88                    | 21.77                  |                     |
| 10              | QPSK       | 6       | 0         | 0     | 0 | 7  | 20.84                 | 20.95                    | 20.93                  | 22.80               |
| 10              | 16QAM      | 1       | 0         | 0     | 0 | 7  | 22.16                 | 22.21                    | 22.13                  | 23.80               |



|                 |       |   |   |   |   |   |       |       |       |                     |
|-----------------|-------|---|---|---|---|---|-------|-------|-------|---------------------|
| 10              | 16QAM | 1 | 5 | 0 | 0 | 7 | 22.22 | 22.12 | 22.20 |                     |
| 10              | 16QAM | 3 | 0 | 0 | 0 | 7 | 22.20 | 22.14 | 22.13 |                     |
| 10              | 16QAM | 3 | 3 | 0 | 0 | 7 | 22.13 | 22.21 | 22.17 |                     |
| 10              | 16QAM | 5 | 0 | 0 | 0 | 7 | 21.00 | 21.08 | 21.08 |                     |
| Channel         |       |   |   | L | M | H | 26715 | 26865 | 27015 | Tune-up limit (dBm) |
| Frequency (MHz) |       |   |   |   |   |   | 816.5 | 831.5 | 846.5 |                     |
| 5               | QPSK  | 1 | 0 | 0 | 0 | 3 | 22.17 | 22.24 | 22.25 | 23.80               |
| 5               | QPSK  | 1 | 5 | 0 | 0 | 3 | 22.03 | 22.07 | 22.00 |                     |
| 5               | QPSK  | 3 | 0 | 0 | 0 | 3 | 21.05 | 21.15 | 21.12 | 22.80               |
| 5               | QPSK  | 3 | 3 | 0 | 0 | 3 | 20.75 | 20.81 | 20.76 |                     |
| 5               | QPSK  | 6 | 0 | 0 | 0 | 3 | 20.82 | 20.95 | 20.96 |                     |
| 5               | 16QAM | 1 | 0 | 0 | 0 | 3 | 22.22 | 22.20 | 22.23 | 23.80               |
| 5               | 16QAM | 1 | 5 | 0 | 0 | 3 | 22.21 | 22.20 | 22.19 |                     |
| 5               | 16QAM | 3 | 0 | 0 | 0 | 3 | 21.19 | 21.19 | 21.17 | 22.80               |
| 5               | 16QAM | 3 | 3 | 0 | 0 | 3 | 21.18 | 21.18 | 21.26 |                     |
| 5               | 16QAM | 5 | 0 | 0 | 0 | 3 | 19.97 | 20.13 | 20.07 | 21.80               |
| Channel         |       |   |   | L | M | H | 26705 | 26865 | 27025 | Tune-up limit (dBm) |
| Frequency (MHz) |       |   |   |   |   |   | 815.5 | 831.5 | 847.5 |                     |
| 3               | QPSK  | 1 | 0 | 0 | 0 | 1 | 22.15 | 22.24 | 22.23 | 23.80               |
| 3               | QPSK  | 1 | 5 | 0 | 0 | 1 | 22.05 | 22.14 | 21.94 |                     |
| 3               | QPSK  | 3 | 0 | 0 | 0 | 1 | 21.04 | 21.17 | 21.12 | 22.80               |
| 3               | QPSK  | 3 | 3 | 0 | 0 | 1 | 20.76 | 20.81 | 20.79 |                     |
| 3               | QPSK  | 6 | 0 | 0 | 0 | 1 | 19.81 | 20.01 | 20.00 | 21.80               |
| 3               | 16QAM | 1 | 0 | 0 | 0 | 1 | 21.18 | 21.17 | 21.18 | 22.80               |
| 3               | 16QAM | 1 | 5 | 0 | 0 | 1 | 21.18 | 21.13 | 21.17 |                     |
| 3               | 16QAM | 3 | 0 | 0 | 0 | 1 | 20.15 | 20.19 | 20.21 | 21.80               |
| 3               | 16QAM | 3 | 3 | 0 | 0 | 1 | 20.15 | 20.22 | 20.24 |                     |
| 3               | 16QAM | 5 | 0 | 0 | 0 | 1 | 20.01 | 20.14 | 20.08 |                     |
| Channel         |       |   |   | L | M | H | 26697 | 26865 | 27033 | Tune-up limit (dBm) |
| Frequency (MHz) |       |   |   |   |   |   | 814.7 | 831.5 | 848.3 |                     |
| 1.4             | QPSK  | 1 | 0 | 0 | 0 | 0 | 22.22 | 22.26 | 22.21 | 23.80               |
| 1.4             | QPSK  | 1 | 5 | 0 | 0 | 0 | 22.00 | 22.10 | 21.99 |                     |
| 1.4             | QPSK  | 3 | 0 | 0 | 0 | 0 | 21.07 | 21.11 | 21.05 | 22.80               |
| 1.4             | QPSK  | 3 | 3 | 0 | 0 | 0 | 20.69 | 20.84 | 20.78 |                     |
| 1.4             | QPSK  | 6 | 0 | 0 | 0 | 0 | 19.80 | 20.01 | 19.95 | 21.80               |
| 1.4             | 16QAM | 1 | 0 | 0 | 0 | 0 | 21.25 | 21.26 | 21.22 | 22.80               |
| 1.4             | 16QAM | 1 | 5 | 0 | 0 | 0 | 21.19 | 21.18 | 21.12 |                     |
| 1.4             | 16QAM | 3 | 0 | 0 | 0 | 0 | 20.21 | 20.12 | 20.14 | 21.80               |
| 1.4             | 16QAM | 3 | 3 | 0 | 0 | 0 | 20.11 | 20.17 | 20.19 |                     |
| 1.4             | 16QAM | 5 | 0 | 0 | 0 | 0 | 19.99 | 20.15 | 20.09 |                     |

<LTE Band 66>

| BW [MHz]        | Modulation | RB Size | RB Offset | Index |   |    | Power Low Ch. / Freq. | Power Middle Ch. / Freq. | Power High Ch. / Freq. | Tune-up limit (dBm) |
|-----------------|------------|---------|-----------|-------|---|----|-----------------------|--------------------------|------------------------|---------------------|
| Channel         |            |         |           | L     | M | H  | 132047                | 132322                   | 132597                 |                     |
| Frequency (MHz) |            |         |           |       |   |    | 1717.5                | 1745                     | 1772.5                 |                     |
| 15              | QPSK       | 1       | 0         | 0     | 0 | 11 | 21.94                 | 21.97                    | 21.88                  | 23.65               |
| 15              | QPSK       | 1       | 5         | 0     | 0 | 11 | 21.81                 | 21.89                    | 21.68                  |                     |
| 15              | QPSK       | 3       | 0         | 0     | 0 | 11 | 21.62                 | 21.71                    | 21.48                  |                     |
| 15              | QPSK       | 3       | 3         | 0     | 0 | 11 | 21.33                 | 21.42                    | 21.22                  |                     |
| 15              | QPSK       | 6       | 0         | 0     | 0 | 11 | 21.65                 | 21.73                    | 21.49                  |                     |
| 15              | 16QAM      | 1       | 0         | 0     | 0 | 11 | 21.94                 | 21.93                    | 21.83                  |                     |
| 15              | 16QAM      | 1       | 5         | 0     | 0 | 11 | 21.92                 | 21.92                    | 21.73                  |                     |
| 15              | 16QAM      | 3       | 0         | 0     | 0 | 11 | 21.87                 | 21.95                    | 21.75                  |                     |



|                 |       |   |   |   |   |    |        |        |        |                     |
|-----------------|-------|---|---|---|---|----|--------|--------|--------|---------------------|
| 15              | 16QAM | 3 | 3 | 0 | 0 | 11 | 21.88  | 21.96  | 21.75  |                     |
| 15              | 16QAM | 5 | 0 | 0 | 0 | 11 | 21.81  | 21.87  | 21.63  |                     |
| Channel         |       |   |   |   |   |    | 132022 | 132322 | 132622 | Tune-up limit (dBm) |
| Frequency (MHz) |       |   |   |   |   |    | 1715   | 1745   | 1775   |                     |
| 10              | QPSK  | 1 | 0 | 0 | 0 | 7  | 21.85  | 21.92  | 21.87  | 23.65               |
| 10              | QPSK  | 1 | 5 | 0 | 0 | 7  | 21.76  | 21.88  | 21.58  |                     |
| 10              | QPSK  | 3 | 0 | 0 | 0 | 7  | 21.54  | 21.65  | 21.41  |                     |
| 10              | QPSK  | 3 | 3 | 0 | 0 | 7  | 21.31  | 21.40  | 21.12  |                     |
| 10              | QPSK  | 6 | 0 | 0 | 0 | 7  | 20.62  | 20.68  | 20.39  | 22.65               |
| 10              | 16QAM | 1 | 0 | 0 | 0 | 7  | 21.87  | 21.83  | 21.78  | 23.65               |
| 10              | 16QAM | 1 | 5 | 0 | 0 | 7  | 21.89  | 21.85  | 21.67  |                     |
| 10              | 16QAM | 3 | 0 | 0 | 0 | 7  | 21.85  | 21.86  | 21.75  |                     |
| 10              | 16QAM | 3 | 3 | 0 | 0 | 7  | 21.87  | 21.92  | 21.74  |                     |
| 10              | 16QAM | 5 | 0 | 0 | 0 | 7  | 20.74  | 20.84  | 20.63  | 22.65               |
| Channel         |       |   |   |   |   |    | 131997 | 132322 | 132647 | Tune-up limit (dBm) |
| Frequency (MHz) |       |   |   |   |   |    | 1712.5 | 1745   | 1777.5 |                     |
| 5               | QPSK  | 1 | 0 | 0 | 0 | 3  | 21.92  | 21.90  | 21.88  | 23.65               |
| 5               | QPSK  | 1 | 5 | 0 | 0 | 3  | 21.73  | 21.80  | 21.68  |                     |
| 5               | QPSK  | 3 | 0 | 0 | 0 | 3  | 20.54  | 20.67  | 20.47  | 22.65               |
| 5               | QPSK  | 3 | 3 | 0 | 0 | 3  | 20.32  | 20.34  | 20.14  |                     |
| 5               | QPSK  | 6 | 0 | 0 | 0 | 3  | 20.65  | 20.66  | 20.45  | 23.65               |
| 5               | 16QAM | 1 | 0 | 0 | 0 | 3  | 21.89  | 21.90  | 21.80  |                     |
| 5               | 16QAM | 1 | 5 | 0 | 0 | 3  | 21.84  | 21.88  | 21.69  | 22.65               |
| 5               | 16QAM | 3 | 0 | 0 | 0 | 3  | 20.82  | 20.95  | 20.70  |                     |
| 5               | 16QAM | 3 | 3 | 0 | 0 | 3  | 20.85  | 20.94  | 20.70  | 21.65               |
| 5               | 16QAM | 5 | 0 | 0 | 0 | 3  | 19.76  | 19.84  | 19.56  |                     |
| Channel         |       |   |   |   |   |    | 131987 | 132322 | 132657 | Tune-up limit (dBm) |
| Frequency (MHz) |       |   |   |   |   |    | 1711.5 | 1745   | 1778.5 |                     |
| 3               | QPSK  | 1 | 0 | 0 | 0 | 1  | 21.88  | 21.94  | 21.83  | 23.65               |
| 3               | QPSK  | 1 | 5 | 0 | 0 | 1  | 21.75  | 21.81  | 21.67  |                     |
| 3               | QPSK  | 3 | 0 | 0 | 0 | 1  | 20.60  | 20.66  | 20.41  | 22.65               |
| 3               | QPSK  | 3 | 3 | 0 | 0 | 1  | 20.27  | 20.38  | 20.16  |                     |
| 3               | QPSK  | 6 | 0 | 0 | 0 | 1  | 19.61  | 19.65  | 19.41  | 21.65               |
| 3               | 16QAM | 1 | 0 | 0 | 0 | 1  | 20.89  | 20.84  | 20.76  | 22.65               |
| 3               | 16QAM | 1 | 5 | 0 | 0 | 1  | 20.90  | 20.84  | 20.71  |                     |
| 3               | 16QAM | 3 | 0 | 0 | 0 | 1  | 19.87  | 19.86  | 19.70  | 21.65               |
| 3               | 16QAM | 3 | 3 | 0 | 0 | 1  | 19.86  | 19.86  | 19.72  |                     |
| 3               | 16QAM | 5 | 0 | 0 | 0 | 1  | 19.80  | 19.77  | 19.67  |                     |
| Channel         |       |   |   |   |   |    | 131979 | 132322 | 132665 |                     |
| Frequency (MHz) |       |   |   |   |   |    | 1710.7 | 1745   | 1779.3 |                     |
| 1.4             | QPSK  | 1 | 0 | 0 | 0 | 0  | 21.86  | 21.88  | 21.79  | 23.65               |
| 1.4             | QPSK  | 1 | 5 | 0 | 0 | 0  | 21.79  | 21.81  | 21.68  |                     |
| 1.4             | QPSK  | 3 | 0 | 0 | 0 | 0  | 20.57  | 20.65  | 20.38  | 22.65               |
| 1.4             | QPSK  | 3 | 3 | 0 | 0 | 0  | 20.32  | 20.33  | 20.13  |                     |
| 1.4             | QPSK  | 6 | 0 | 0 | 0 | 0  | 19.60  | 19.64  | 19.45  | 21.65               |
| 1.4             | 16QAM | 1 | 0 | 0 | 0 | 0  | 20.94  | 20.91  | 20.74  | 22.65               |
| 1.4             | 16QAM | 1 | 5 | 0 | 0 | 0  | 20.85  | 20.92  | 20.70  |                     |
| 1.4             | 16QAM | 3 | 0 | 0 | 0 | 0  | 19.83  | 19.86  | 19.71  | 21.65               |
| 1.4             | 16QAM | 3 | 3 | 0 | 0 | 0  | 19.87  | 19.90  | 19.74  |                     |
| 1.4             | 16QAM | 5 | 0 | 0 | 0 | 0  | 19.73  | 19.83  | 19.63  |                     |



**NB-IOT**

**<LTE Band 2>**

| Sub-carrier Spacing (KHz) | Modulation | RB Size | RB Offset | Power Low Ch. / Freq. | Power Middle Ch. / Freq. | Power High Ch. / Freq. | Tune-up limit (dBm) |
|---------------------------|------------|---------|-----------|-----------------------|--------------------------|------------------------|---------------------|
| Channel                   |            |         |           | 18602                 | 18900                    | 19198                  |                     |
| Frequency (MHz)           |            |         |           | 1850.2                | 1880                     | 1909.8                 |                     |
| 3.75                      | BPSK       | 1       | 0         | 23.79                 | 23.30                    | 22.98                  | 24                  |
| 3.75                      | BPSK       | 1       | 47        | 23.69                 | 23.27                    | 22.97                  |                     |
| 3.75                      | QPSK       | 1       | 0         | 23.73                 | 23.22                    | 22.89                  |                     |
| 3.75                      | QPSK       | 1       | 47        | 23.62                 | 23.24                    | 22.82                  |                     |
| 15                        | BPSK       | 1       | 0         | 21.11                 | 21.11                    | 21.16                  | 21.5                |
| 15                        | BPSK       | 1       | 11        | 21.15                 | 21.14                    | 21.19                  |                     |
| 15                        | QPSK       | 1       | 0         | 21.11                 | 21.08                    | 21.11                  |                     |
| 15                        | QPSK       | 1       | 11        | 21.06                 | 21.10                    | 21.08                  |                     |
| 15                        | QPSK       | 12      | 0         | 20.50                 | 20.51                    | 20.56                  |                     |

**<LTE Band 4>**

| Sub-carrier Spacing (KHz) | Modulation | RB Size | RB Offset | Power Low Ch. / Freq. | Power Middle Ch. / Freq. | Power High Ch. / Freq. | Tune-up limit (dBm) |
|---------------------------|------------|---------|-----------|-----------------------|--------------------------|------------------------|---------------------|
| Channel                   |            |         |           | 19952                 | 20175                    | 20398                  |                     |
| Frequency (MHz)           |            |         |           | 1710.2                | 1732.5                   | 1754.8                 |                     |
| 3.75                      | BPSK       | 1       | 0         | 20.82                 | 21.50                    | 21.79                  | 22                  |
| 3.75                      | BPSK       | 1       | 47        | 20.91                 | 21.26                    | 21.78                  |                     |
| 3.75                      | QPSK       | 1       | 0         | 20.81                 | 21.25                    | 21.76                  |                     |
| 3.75                      | QPSK       | 1       | 47        | 20.79                 | 21.24                    | 21.77                  |                     |
| 15                        | BPSK       | 1       | 0         | 20.88                 | 20.76                    | 20.68                  |                     |
| 15                        | BPSK       | 1       | 11        | 20.96                 | 20.81                    | 20.71                  |                     |
| 15                        | QPSK       | 1       | 0         | 20.87                 | 20.73                    | 20.66                  |                     |
| 15                        | QPSK       | 1       | 11        | 20.97                 | 20.77                    | 20.67                  |                     |
| 15                        | QPSK       | 12      | 0         | 20.27                 | 20.18                    | 20.11                  |                     |

**<LTE Band 5>**

| Sub-carrier Spacing (KHz) | Modulation | RB Size | RB Offset | Power Low Ch. / Freq. | Power Middle Ch. / Freq. | Power High Ch. / Freq. | Tune-up limit (dBm) |
|---------------------------|------------|---------|-----------|-----------------------|--------------------------|------------------------|---------------------|
| Channel                   |            |         |           | 20402                 | 20525                    | 20648                  |                     |
| Frequency (MHz)           |            |         |           | 824.2                 | 836.5                    | 848.8                  |                     |
| 3.75                      | BPSK       | 1       | 0         | 21.94                 | 21.88                    | 21.82                  | 22.5                |
| 3.75                      | BPSK       | 1       | 47        | 21.89                 | 21.79                    | 21.77                  |                     |
| 3.75                      | QPSK       | 1       | 0         | 21.81                 | 21.76                    | 21.69                  |                     |
| 3.75                      | QPSK       | 1       | 47        | 21.78                 | 21.71                    | 21.65                  |                     |
| 15                        | BPSK       | 1       | 0         | 21.49                 | 21.47                    | 21.44                  |                     |
| 15                        | BPSK       | 1       | 11        | 21.51                 | 21.53                    | 21.45                  |                     |
| 15                        | QPSK       | 1       | 0         | 21.41                 | 21.42                    | 21.39                  |                     |
| 15                        | QPSK       | 1       | 11        | 21.42                 | 21.47                    | 21.40                  |                     |
| 15                        | QPSK       | 12      | 0         | 20.83                 | 20.82                    | 20.80                  |                     |



**<LTE Band 12>**

| Sub-carrier Spacing (KHz) | Modulation | RB Size | RB Offset | Power Low Ch. / Freq. | Power Middle Ch. / Freq. | Power High Ch. / Freq. | Tune-up limit (dBm) |
|---------------------------|------------|---------|-----------|-----------------------|--------------------------|------------------------|---------------------|
| Channel                   |            |         |           | 23012                 | 23095                    | 23178                  |                     |
| Frequency (MHz)           |            |         |           | 699.2                 | 707.5                    | 715.8                  |                     |
| 3.75                      | BPSK       | 1       | 0         | 23.01                 | 23.03                    | 22.94                  | 23.5                |
| 3.75                      | BPSK       | 1       | 47        | 23.00                 | 23.01                    | 22.91                  |                     |
| 3.75                      | QPSK       | 1       | 0         | 22.92                 | 22.95                    | 22.82                  |                     |
| 3.75                      | QPSK       | 1       | 47        | 22.90                 | 22.92                    | 22.78                  |                     |
| 15                        | BPSK       | 1       | 0         | 22.21                 | 22.10                    | 22.04                  | 23                  |
| 15                        | BPSK       | 1       | 11        | 22.25                 | 22.16                    | 22.09                  |                     |
| 15                        | QPSK       | 1       | 0         | 22.16                 | 22.06                    | 21.97                  |                     |
| 15                        | QPSK       | 1       | 11        | 22.19                 | 22.11                    | 22.01                  |                     |
| 15                        | QPSK       | 12      | 0         | 21.47                 | 21.44                    | 21.38                  |                     |

**<LTE Band 13>**

| Sub-carrier Spacing (KHz) | Modulation | RB Size | RB Offset | Power Low Ch. / Freq. | Power Middle Ch. / Freq. | Power High Ch. / Freq. | Tune-up limit (dBm) |
|---------------------------|------------|---------|-----------|-----------------------|--------------------------|------------------------|---------------------|
| Channel                   |            |         |           | 23182                 | 23230                    | 23278                  |                     |
| Frequency (MHz)           |            |         |           | 777.2                 | 782                      | 786.8                  |                     |
| 3.75                      | BPSK       | 1       | 0         | 21.38                 | 21.57                    | 21.56                  | 22                  |
| 3.75                      | BPSK       | 1       | 47        | 21.37                 | 21.54                    | 21.37                  |                     |
| 3.75                      | QPSK       | 1       | 0         | 21.31                 | 21.49                    | 21.33                  |                     |
| 3.75                      | QPSK       | 1       | 47        | 21.24                 | 21.46                    | 21.28                  |                     |
| 15                        | BPSK       | 1       | 0         | 21.50                 | 21.41                    | 21.52                  |                     |
| 15                        | BPSK       | 1       | 11        | 21.52                 | 21.46                    | 21.55                  |                     |
| 15                        | QPSK       | 1       | 0         | 21.42                 | 21.37                    | 21.46                  |                     |
| 15                        | QPSK       | 1       | 11        | 21.42                 | 21.36                    | 21.46                  |                     |
| 15                        | QPSK       | 12      | 0         | 20.80                 | 20.73                    | 20.88                  |                     |

**<LTE Band 25>**

| Sub-carrier Spacing (KHz) | Modulation | RB Size | RB Offset | Power Low Ch. / Freq. | Power Middle Ch. / Freq. | Power High Ch. / Freq. | Tune-up limit (dBm) |
|---------------------------|------------|---------|-----------|-----------------------|--------------------------|------------------------|---------------------|
| Channel                   |            |         |           | 26042                 | 26365                    | 26688                  |                     |
| Frequency (MHz)           |            |         |           | 1850.2                | 1882.5                   | 1914.8                 |                     |
| 3.75                      | BPSK       | 1       | 0         | 23.69                 | 23.17                    | 22.90                  | 24                  |
| 3.75                      | BPSK       | 1       | 47        | 23.68                 | 23.12                    | 22.88                  |                     |
| 3.75                      | QPSK       | 1       | 0         | 23.62                 | 23.15                    | 22.86                  |                     |
| 3.75                      | QPSK       | 1       | 47        | 23.61                 | 23.16                    | 22.85                  |                     |
| 15                        | BPSK       | 1       | 0         | 21.18                 | 21.12                    | 21.19                  | 22                  |
| 15                        | BPSK       | 1       | 11        | 21.16                 | 21.14                    | 21.23                  |                     |
| 15                        | QPSK       | 1       | 0         | 21.11                 | 21.07                    | 21.14                  |                     |
| 15                        | QPSK       | 1       | 11        | 21.02                 | 21.06                    | 21.17                  |                     |
| 15                        | QPSK       | 12      | 0         | 20.51                 | 20.52                    | 20.57                  |                     |



**<LTE Band 26>**

| Sub-carrier Spacing (KHz) | Modulation | RB Size | RB Offset | Power Low Ch. / Freq. | Power Middle Ch. / Freq. | Power High Ch. / Freq. | Tune-up limit (dBm) |
|---------------------------|------------|---------|-----------|-----------------------|--------------------------|------------------------|---------------------|
| Channel                   |            |         |           | 26692                 | 26740                    | 26788                  |                     |
| Frequency (MHz)           |            |         |           | 814.2                 | 819                      | 823.8                  |                     |
| 3.75                      | BPSK       | 1       | 0         | 21.99                 | 21.84                    | 21.85                  | 22.5                |
| 3.75                      | BPSK       | 1       | 47        | 21.87                 | 21.77                    | 21.79                  |                     |
| 3.75                      | QPSK       | 1       | 0         | 21.93                 | 21.76                    | 21.83                  |                     |
| 3.75                      | QPSK       | 1       | 47        | 21.90                 | 21.83                    | 21.81                  |                     |
| 15                        | BPSK       | 1       | 0         | 21.54                 | 21.50                    | 21.52                  |                     |
| 15                        | BPSK       | 1       | 11        | 21.61                 | 21.52                    | 21.56                  |                     |
| 15                        | QPSK       | 1       | 0         | 21.53                 | 21.45                    | 21.47                  |                     |
| 15                        | QPSK       | 1       | 11        | 21.56                 | 21.44                    | 21.49                  |                     |
| 15                        | QPSK       | 12      | 0         | 20.88                 | 20.85                    | 20.86                  |                     |

| Sub-carrier Spacing (KHz) | Modulation | RB Size | RB Offset | Power Low Ch. / Freq. | Power Middle Ch. / Freq. | Power High Ch. / Freq. | Tune-up limit (dBm) |
|---------------------------|------------|---------|-----------|-----------------------|--------------------------|------------------------|---------------------|
| Channel                   |            |         |           | 26792                 | 26915                    | 27038                  |                     |
| Frequency (MHz)           |            |         |           | 824.2                 | 836.5                    | 848.8                  |                     |
| 3.75                      | BPSK       | 1       | 0         | 21.83                 | 21.72                    | 21.66                  | 22.5                |
| 3.75                      | BPSK       | 1       | 47        | 21.79                 | 21.68                    | 21.65                  |                     |
| 3.75                      | QPSK       | 1       | 0         | 21.81                 | 21.70                    | 21.65                  |                     |
| 3.75                      | QPSK       | 1       | 47        | 21.79                 | 21.71                    | 21.63                  |                     |
| 15                        | BPSK       | 1       | 0         | 21.51                 | 21.50                    | 21.45                  |                     |
| 15                        | BPSK       | 1       | 11        | 21.58                 | 21.52                    | 21.42                  |                     |
| 15                        | QPSK       | 1       | 0         | 21.48                 | 21.49                    | 21.39                  |                     |
| 15                        | QPSK       | 1       | 11        | 21.51                 | 21.47                    | 21.38                  |                     |
| 15                        | QPSK       | 12      | 0         | 20.83                 | 20.86                    | 20.77                  |                     |

**<LTE Band 66>**

| Sub-carrier Spacing (KHz) | Modulation | RB Size | RB Offset | Power Low Ch. / Freq. | Power Middle Ch. / Freq. | Power High Ch. / Freq. | Tune-up limit (dBm) |
|---------------------------|------------|---------|-----------|-----------------------|--------------------------|------------------------|---------------------|
| Channel                   |            |         |           | 131974                | 132322                   | 132670                 |                     |
| Frequency (MHz)           |            |         |           | 1710.2                | 1745                     | 1779.8                 |                     |
| 3.75                      | BPSK       | 1       | 0         | 21.84                 | 21.58                    | 22.36                  | 23                  |
| 3.75                      | BPSK       | 1       | 47        | 21.79                 | 21.53                    | 22.32                  |                     |
| 3.75                      | QPSK       | 1       | 0         | 21.81                 | 21.57                    | 22.27                  |                     |
| 3.75                      | QPSK       | 1       | 47        | 21.80                 | 21.51                    | 22.18                  |                     |
| 15                        | BPSK       | 1       | 0         | 20.88                 | 20.71                    | 20.67                  | 22                  |
| 15                        | BPSK       | 1       | 11        | 20.93                 | 20.75                    | 20.54                  |                     |
| 15                        | QPSK       | 1       | 0         | 20.86                 | 20.69                    | 20.66                  |                     |
| 15                        | QPSK       | 1       | 11        | 20.89                 | 20.72                    | 20.52                  |                     |
| 15                        | QPSK       | 12      | 0         | 20.30                 | 20.15                    | 20.01                  |                     |

**11. Antenna Location**



**Front View**





## 12. SAR Test Results

### General Note:

1. Per KDB 447498 D01v06, the reported SAR is the measured SAR value adjusted for maximum tune-up tolerance.
  - a. Tune-up scaling Factor = tune-up limit power (mW) / EUT RF power (mW), where tune-up limit is the maximum rated power among all production units.
  - b. For WWAN: Reported SAR(W/kg)= Measured SAR(W/kg)\*Tune-up Scaling Factor
2. Per KDB 447498 D01v06, for each exposure position, testing of other required channels within the operating mode of a frequency band is not required when the *reported* 1-g or 10-g SAR for the mid-band or highest output power channel is:
  - $\leq 0.8$  W/kg or  $2.0$  W/kg, for 1-g or 10-g respectively, when the transmission band is  $\leq 100$  MHz
  - $\leq 0.6$  W/kg or  $1.5$  W/kg, for 1-g or 10-g respectively, when the transmission band is between 100 MHz and 200 MHz
  - $\leq 0.4$  W/kg or  $1.0$  W/kg, for 1-g or 10-g respectively, when the transmission band is  $\geq 200$  MHz
3. Per KDB 865664 D01v01r04, for each frequency band, repeated SAR measurement is required only when the measured SAR is  $\geq 0.8$ W/kg.

### LTE Note:

1. Per KDB 941225 D05v02r05, for Cat M1 and NBIoT with the largest channel bandwidth and measure SAR for QPSK with highest RB allocation of each required test channel.
2. Per KDB 941225 D05v02r05, 16QAM output power for each RB allocation configuration is > not  $\frac{1}{2}$  dB higher than the same configuration in QPSK and the reported SAR for the QPSK configuration is  $\leq 1.45$  W/kg; Per KDB 941225 D05v02r05, 16QAM SAR testing is not required.
3. Per KDB 941225 D05v02r05, Smaller bandwidth output power for each RB allocation configuration is > not  $\frac{1}{2}$  dB higher than the same configuration in the largest supported bandwidth, and the reported SAR for the largest supported bandwidth is  $\leq 1.45$  W/kg; Per KDB 941225 D05v02r05, smaller bandwidth SAR testing is not required.
4. LTE band 2/4 SAR test was covered by Band 25/66; according to TCB workshop, SAR test for overlapping LTE bands can be reduced if
  - a. The maximum output power, including tolerance, for the smaller band is  $\leq$  the larger band to qualify for the SAR test exclusion.
  - b. The channel bandwidth and other operating parameters for the smaller band are fully supported by the larger band.



12.1 Cat M1 Body-worn SAR

<FDD LTE SAR>

| Plot No. | Band               | BW (Hz) | Modulation | RB Size | RB offset | Test Position | Gap (mm) | Ch.    | Freq. (MHz) | Average Power (dBm) | Tune-Up Limit (dBm) | Tune-up Scaling Factor | Power Drift (dB) | Measured 1g SAR (W/kg) | Reported 1g SAR (W/kg) |
|----------|--------------------|---------|------------|---------|-----------|---------------|----------|--------|-------------|---------------------|---------------------|------------------------|------------------|------------------------|------------------------|
| 01       | Cat M1 LTE Band 5  | 10M     | QPSK       | 1       | 0         | Front         | 15mm     | 20525  | 836.5       | 22.15               | 23.80               | 1.462                  | 0.06             | 0.195                  | 0.285                  |
|          | Cat M1 LTE Band 5  | 10M     | QPSK       | 1       | 0         | Back          | 15mm     | 20525  | 836.5       | 22.15               | 23.80               | 1.462                  | 0.13             | 0.135                  | 0.197                  |
|          | Cat M1 LTE Band 5  | 10M     | QPSK       | 1       | 0         | Left Side     | 15mm     | 20525  | 836.5       | 22.15               | 23.80               | 1.462                  | 0.01             | 0.001                  | 0.001                  |
|          | Cat M1 LTE Band 5  | 10M     | QPSK       | 1       | 0         | Right Side    | 15mm     | 20525  | 836.5       | 22.15               | 23.80               | 1.462                  | 0.15             | 0.001                  | 0.001                  |
|          | Cat M1 LTE Band 5  | 10M     | QPSK       | 1       | 0         | Top Side      | 15mm     | 20525  | 836.5       | 22.15               | 23.80               | 1.462                  | -0.03            | 0.043                  | 0.063                  |
| 02       | Cat M1 LTE Band 12 | 10M     | QPSK       | 1       | 0         | Front         | 15mm     | 23095  | 707.5       | 23.17               | 24.60               | 1.390                  | 0.07             | 0.138                  | 0.192                  |
|          | Cat M1 LTE Band 12 | 10M     | QPSK       | 1       | 0         | Back          | 15mm     | 23095  | 707.5       | 23.17               | 24.60               | 1.390                  | 0.14             | 0.132                  | 0.183                  |
|          | Cat M1 LTE Band 12 | 10M     | QPSK       | 1       | 0         | Left Side     | 15mm     | 23095  | 707.5       | 23.17               | 24.60               | 1.390                  | 0.02             | 0.045                  | 0.063                  |
|          | Cat M1 LTE Band 12 | 10M     | QPSK       | 1       | 0         | Right Side    | 15mm     | 23095  | 707.5       | 23.17               | 24.60               | 1.390                  | -0.17            | 0.001                  | 0.001                  |
|          | Cat M1 LTE Band 12 | 10M     | QPSK       | 1       | 0         | Top Side      | 15mm     | 23095  | 707.5       | 23.17               | 24.60               | 1.390                  | 0.11             | 0.001                  | 0.001                  |
| 03       | Cat M1 LTE Band 13 | 10M     | QPSK       | 1       | 0         | Front         | 15mm     | 23230  | 782         | 22.24               | 24.00               | 1.500                  | 0.05             | 0.134                  | 0.201                  |
|          | Cat M1 LTE Band 13 | 10M     | QPSK       | 1       | 0         | Back          | 15mm     | 23230  | 782         | 22.24               | 24.00               | 1.500                  | 0.07             | 0.089                  | 0.133                  |
|          | Cat M1 LTE Band 13 | 10M     | QPSK       | 1       | 0         | Left Side     | 15mm     | 23230  | 782         | 22.24               | 24.00               | 1.500                  | -0.13            | 0.001                  | 0.001                  |
|          | Cat M1 LTE Band 13 | 10M     | QPSK       | 1       | 0         | Right Side    | 15mm     | 23230  | 782         | 22.24               | 24.00               | 1.500                  | 0.18             | 0.001                  | 0.001                  |
|          | Cat M1 LTE Band 13 | 10M     | QPSK       | 1       | 0         | Top Side      | 15mm     | 23230  | 782         | 22.24               | 24.00               | 1.500                  | 0.17             | 0.001                  | 0.001                  |
| 04       | Cat M1 LTE Band 25 | 20M     | QPSK       | 1       | 0         | Front         | 15mm     | 26365  | 1882.5      | 22.34               | 23.50               | 1.306                  | 0.15             | 0.385                  | 0.503                  |
|          | Cat M1 LTE Band 25 | 20M     | QPSK       | 1       | 0         | Front         | 15mm     | 26140  | 1860        | 22.16               | 23.50               | 1.361                  | 0.01             | 0.424                  | 0.577                  |
|          | Cat M1 LTE Band 25 | 20M     | QPSK       | 1       | 0         | Front         | 15mm     | 26590  | 1905        | 22.29               | 23.50               | 1.321                  | -0.17            | 0.338                  | 0.447                  |
|          | Cat M1 LTE Band 25 | 20M     | QPSK       | 1       | 0         | Back          | 15mm     | 26365  | 1882.5      | 22.34               | 23.50               | 1.306                  | 0.03             | 0.189                  | 0.247                  |
|          | Cat M1 LTE Band 25 | 20M     | QPSK       | 1       | 0         | Left Side     | 15mm     | 26365  | 1882.5      | 22.34               | 23.50               | 1.306                  | 0.07             | 0.376                  | 0.491                  |
|          | Cat M1 LTE Band 25 | 20M     | QPSK       | 1       | 0         | Right Side    | 15mm     | 26365  | 1882.5      | 22.34               | 23.50               | 1.306                  | -0.09            | 0.001                  | 0.001                  |
|          | Cat M1 LTE Band 25 | 20M     | QPSK       | 1       | 0         | Top Side      | 15mm     | 26365  | 1882.5      | 22.34               | 23.50               | 1.306                  | -0.09            | 0.001                  | 0.001                  |
| 05       | Cat M1 LTE Band 26 | 15M     | QPSK       | 1       | 0         | Front         | 15mm     | 26865  | 831.5       | 22.28               | 23.80               | 1.419                  | -0.12            | 0.204                  | 0.289                  |
|          | Cat M1 LTE Band 26 | 15M     | QPSK       | 1       | 0         | Back          | 15mm     | 26865  | 831.5       | 22.28               | 23.80               | 1.419                  | -0.04            | 0.147                  | 0.209                  |
|          | Cat M1 LTE Band 26 | 15M     | QPSK       | 1       | 0         | Left Side     | 15mm     | 26865  | 831.5       | 22.28               | 23.80               | 1.419                  | -0.04            | 0.001                  | 0.001                  |
|          | Cat M1 LTE Band 26 | 15M     | QPSK       | 1       | 0         | Right Side    | 15mm     | 26865  | 831.5       | 22.28               | 23.80               | 1.419                  | 0.01             | 0.001                  | 0.001                  |
|          | Cat M1 LTE Band 26 | 15M     | QPSK       | 1       | 0         | Top Side      | 15mm     | 26865  | 831.5       | 22.28               | 23.80               | 1.419                  | -0.16            | 0.045                  | 0.064                  |
| 06       | Cat M1 LTE Band 66 | 15M     | QPSK       | 1       | 0         | Front         | 15mm     | 132322 | 1745        | 21.97               | 23.65               | 1.472                  | 0.02             | 0.447                  | 0.658                  |
|          | Cat M1 LTE Band 66 | 15M     | QPSK       | 1       | 0         | Front         | 15mm     | 132047 | 1717.5      | 21.94               | 23.65               | 1.483                  | -0.16            | 0.327                  | 0.485                  |
| 06       | Cat M1 LTE Band 66 | 15M     | QPSK       | 1       | 0         | Front         | 15mm     | 132597 | 1772.5      | 21.88               | 23.65               | 1.503                  | 0.03             | 0.453                  | 0.681                  |
|          | Cat M1 LTE Band 66 | 15M     | QPSK       | 1       | 0         | Back          | 15mm     | 132322 | 1745        | 21.97               | 23.65               | 1.472                  | 0.1              | 0.271                  | 0.399                  |
|          | Cat M1 LTE Band 66 | 15M     | QPSK       | 1       | 0         | Left Side     | 15mm     | 132322 | 1745        | 21.97               | 23.65               | 1.472                  | 0.02             | 0.374                  | 0.551                  |
|          | Cat M1 LTE Band 66 | 15M     | QPSK       | 1       | 0         | Right Side    | 15mm     | 132322 | 1745        | 21.97               | 23.65               | 1.472                  | -0.14            | 0.001                  | 0.001                  |
|          | Cat M1 LTE Band 66 | 15M     | QPSK       | 1       | 0         | Top Side      | 15mm     | 132322 | 1745        | 21.97               | 23.65               | 1.472                  | 0.06             | 0.001                  | 0.001                  |



12.2 NB-IOT Body-worn SAR

<FDD LTE SAR>

| Plot No. | Band               | BW (Hz) | Modulation | RB Size | RB offset | Test Position | Gap (mm) | Ch.    | Freq. (MHz) | Average Power (dBm) | Tune-Up Limit (dBm) | Tune-up Scaling Factor | Power Drift (dB) | Measured 1g SAR (W/kg) | Reported 1g SAR (W/kg) |
|----------|--------------------|---------|------------|---------|-----------|---------------|----------|--------|-------------|---------------------|---------------------|------------------------|------------------|------------------------|------------------------|
| 07       | NB-IOT LTE Band 5  | 3.75K   | BPSK       | 1       | 0         | Front         | 15mm     | 20402  | 824.2       | 21.94               | 22.50               | 1.138                  | 0.04             | 0.259                  | 0.295                  |
|          | NB-IOT LTE Band 5  | 3.75K   | BPSK       | 1       | 0         | Front         | 15mm     | 20525  | 836.5       | 21.88               | 22.50               | 1.153                  | 0.09             | 0.241                  | 0.278                  |
|          | NB-IOT LTE Band 5  | 3.75K   | BPSK       | 1       | 0         | Front         | 15mm     | 20648  | 848.8       | 21.82               | 22.50               | 1.169                  | -0.02            | 0.237                  | 0.277                  |
|          | NB-IOT LTE Band 5  | 3.75K   | BPSK       | 1       | 0         | Back          | 15mm     | 20402  | 824.2       | 21.94               | 22.50               | 1.138                  | 0.09             | 0.038                  | 0.043                  |
|          | NB-IOT LTE Band 5  | 3.75K   | BPSK       | 1       | 0         | Left Side     | 15mm     | 20402  | 824.2       | 21.94               | 22.50               | 1.138                  | -0.12            | 0.035                  | 0.040                  |
|          | NB-IOT LTE Band 5  | 3.75K   | BPSK       | 1       | 0         | Right Side    | 15mm     | 20402  | 824.2       | 21.94               | 22.50               | 1.138                  | 0.01             | 0.001                  | 0.001                  |
|          | NB-IOT LTE Band 5  | 3.75K   | BPSK       | 1       | 0         | Top Side      | 15mm     | 20402  | 824.2       | 21.94               | 22.50               | 1.138                  | 0.08             | 0.026                  | 0.030                  |
| 08       | NB-IOT LTE Band 12 | 3.75K   | BPSK       | 1       | 0         | Front         | 15mm     | 23095  | 707.5       | 23.03               | 23.50               | 1.114                  | 0.02             | 0.041                  | 0.046                  |
|          | NB-IOT LTE Band 12 | 3.75K   | BPSK       | 1       | 0         | Front         | 15mm     | 23012  | 699.2       | 23.01               | 23.50               | 1.119                  | 0.06             | 0.032                  | 0.036                  |
|          | NB-IOT LTE Band 12 | 3.75K   | BPSK       | 1       | 0         | Front         | 15mm     | 23178  | 715.8       | 22.94               | 23.50               | 1.138                  | -0.05            | 0.037                  | 0.042                  |
|          | NB-IOT LTE Band 12 | 3.75K   | BPSK       | 1       | 0         | Back          | 15mm     | 23095  | 707.5       | 23.03               | 23.50               | 1.114                  | -0.09            | 0.034                  | 0.038                  |
|          | NB-IOT LTE Band 12 | 3.75K   | BPSK       | 1       | 0         | Left Side     | 15mm     | 23095  | 707.5       | 23.03               | 23.50               | 1.114                  | 0.11             | 0.005                  | 0.006                  |
|          | NB-IOT LTE Band 12 | 3.75K   | BPSK       | 1       | 0         | Right Side    | 15mm     | 23095  | 707.5       | 23.03               | 23.50               | 1.114                  | 0.05             | 0.004                  | 0.004                  |
|          | NB-IOT LTE Band 12 | 3.75K   | BPSK       | 1       | 0         | Top Side      | 15mm     | 23095  | 707.5       | 23.03               | 23.50               | 1.114                  | 0.08             | 0.001                  | 0.001                  |
|          | NB-IOT LTE Band 13 | 3.75K   | BPSK       | 1       | 0         | Front         | 15mm     | 23230  | 782         | 21.57               | 22.00               | 1.104                  | -0.01            | 0.067                  | 0.074                  |
|          | NB-IOT LTE Band 13 | 3.75K   | BPSK       | 1       | 0         | Front         | 15mm     | 23182  | 777.2       | 21.38               | 22.00               | 1.153                  | 0.08             | 0.079                  | 0.091                  |
| 09       | NB-IOT LTE Band 13 | 3.75K   | BPSK       | 1       | 0         | Front         | 15mm     | 23278  | 786.8       | 21.56               | 22.00               | 1.107                  | -0.06            | 0.086                  | 0.095                  |
|          | NB-IOT LTE Band 13 | 3.75K   | BPSK       | 1       | 0         | Back          | 15mm     | 23230  | 782         | 21.57               | 22.00               | 1.104                  | -0.05            | 0.060                  | 0.066                  |
|          | NB-IOT LTE Band 13 | 3.75K   | BPSK       | 1       | 0         | Left Side     | 15mm     | 23230  | 782         | 21.57               | 22.00               | 1.104                  | 0.02             | 0.001                  | 0.001                  |
|          | NB-IOT LTE Band 13 | 3.75K   | BPSK       | 1       | 0         | Right Side    | 15mm     | 23230  | 782         | 21.57               | 22.00               | 1.104                  | 0.08             | 0.001                  | 0.001                  |
|          | NB-IOT LTE Band 13 | 3.75K   | BPSK       | 1       | 0         | Top Side      | 15mm     | 23230  | 782         | 21.57               | 22.00               | 1.104                  | -0.1             | 0.001                  | 0.001                  |
|          | NB-IOT LTE Band 25 | 3.75K   | BPSK       | 1       | 0         | Front         | 15mm     | 26042  | 1850.2      | 23.69               | 24.00               | 1.074                  | 0.08             | 0.296                  | 0.318                  |
|          | NB-IOT LTE Band 25 | 3.75K   | BPSK       | 1       | 0         | Front         | 15mm     | 26365  | 1882.5      | 23.17               | 24.00               | 1.211                  | 0.11             | 0.324                  | 0.392                  |
| 10       | NB-IOT LTE Band 25 | 3.75K   | BPSK       | 1       | 0         | Front         | 15mm     | 26688  | 1914.8      | 22.90               | 24.00               | 1.288                  | -0.06            | 0.327                  | 0.421                  |
|          | NB-IOT LTE Band 25 | 3.75K   | BPSK       | 1       | 0         | Back          | 15mm     | 26042  | 1850.2      | 23.69               | 24.00               | 1.074                  | -0.04            | 0.253                  | 0.272                  |
|          | NB-IOT LTE Band 25 | 3.75K   | BPSK       | 1       | 0         | Left Side     | 15mm     | 26042  | 1850.2      | 23.69               | 24.00               | 1.074                  | 0.05             | 0.027                  | 0.029                  |
|          | NB-IOT LTE Band 25 | 3.75K   | BPSK       | 1       | 0         | Right Side    | 15mm     | 26042  | 1850.2      | 23.69               | 24.00               | 1.074                  | 0.09             | 0.001                  | 0.001                  |
|          | NB-IOT LTE Band 25 | 3.75K   | BPSK       | 1       | 0         | Top Side      | 15mm     | 26042  | 1850.2      | 23.69               | 24.00               | 1.074                  | 0.02             | 0.001                  | 0.001                  |
|          | NB-IOT LTE Band 26 | 3.75K   | BPSK       | 1       | 0         | Front         | 15mm     | 26692  | 814.2       | 21.99               | 22.50               | 1.125                  | 0.08             | 0.194                  | 0.218                  |
| 11       | NB-IOT LTE Band 26 | 3.75K   | BPSK       | 1       | 0         | Front         | 15mm     | 26740  | 819         | 21.84               | 22.50               | 1.164                  | -0.11            | 0.321                  | 0.374                  |
|          | NB-IOT LTE Band 26 | 3.75K   | BPSK       | 1       | 0         | Front         | 15mm     | 26788  | 823.8       | 21.85               | 22.50               | 1.161                  | 0.02             | 0.296                  | 0.344                  |
|          | NB-IOT LTE Band 26 | 3.75K   | BPSK       | 1       | 0         | Back          | 15mm     | 26692  | 814.2       | 21.99               | 22.50               | 1.125                  | -0.08            | 0.037                  | 0.042                  |
|          | NB-IOT LTE Band 26 | 3.75K   | BPSK       | 1       | 0         | Left Side     | 15mm     | 26692  | 814.2       | 21.99               | 22.50               | 1.125                  | 0.09             | 0.035                  | 0.039                  |
|          | NB-IOT LTE Band 26 | 3.75K   | BPSK       | 1       | 0         | Right Side    | 15mm     | 26692  | 814.2       | 21.99               | 22.50               | 1.125                  | -0.07            | 0.001                  | 0.001                  |
|          | NB-IOT LTE Band 26 | 3.75K   | BPSK       | 1       | 0         | Top Side      | 15mm     | 26692  | 814.2       | 21.99               | 22.50               | 1.125                  | 0.06             | 0.048                  | 0.054                  |
|          | NB-IOT LTE Band 26 | 3.75K   | BPSK       | 1       | 0         | Front         | 15mm     | 26792  | 824.2       | 21.83               | 22.50               | 1.167                  | -0.02            | 0.217                  | 0.253                  |
|          | NB-IOT LTE Band 26 | 3.75K   | BPSK       | 1       | 0         | Front         | 15mm     | 26915  | 836.5       | 21.72               | 22.50               | 1.197                  | -0.03            | 0.172                  | 0.206                  |
|          | NB-IOT LTE Band 26 | 3.75K   | BPSK       | 1       | 0         | Front         | 15mm     | 27038  | 848.8       | 21.66               | 22.50               | 1.213                  | 0.02             | 0.169                  | 0.205                  |
|          | NB-IOT LTE Band 26 | 3.75K   | BPSK       | 1       | 0         | Back          | 15mm     | 26792  | 824.2       | 21.83               | 22.50               | 1.167                  | -0.11            | 0.134                  | 0.156                  |
|          | NB-IOT LTE Band 26 | 3.75K   | BPSK       | 1       | 0         | Left Side     | 15mm     | 26792  | 824.2       | 21.83               | 22.50               | 1.167                  | -0.04            | 0.001                  | 0.001                  |
|          | NB-IOT LTE Band 26 | 3.75K   | BPSK       | 1       | 0         | Right Side    | 15mm     | 26792  | 824.2       | 21.83               | 22.50               | 1.167                  | 0.16             | 0.001                  | 0.001                  |
|          | NB-IOT LTE Band 26 | 3.75K   | BPSK       | 1       | 0         | Top Side      | 15mm     | 26792  | 824.2       | 21.83               | 22.50               | 1.167                  | 0                | 0.055                  | 0.064                  |
| 12       | NB-IOT LTE Band 66 | 3.75K   | BPSK       | 1       | 0         | Front         | 15mm     | 132670 | 1779.8      | 22.36               | 23.00               | 1.159                  | -0.06            | 0.607                  | 0.703                  |
|          | NB-IOT LTE Band 66 | 3.75K   | BPSK       | 1       | 0         | Front         | 15mm     | 131974 | 1710.2      | 21.84               | 23.00               | 1.306                  | 0.17             | 0.220                  | 0.287                  |
|          | NB-IOT LTE Band 66 | 3.75K   | BPSK       | 1       | 0         | Front         | 15mm     | 132322 | 1745        | 21.58               | 23.00               | 1.387                  | -0.07            | 0.460                  | 0.638                  |
|          | NB-IOT LTE Band 66 | 3.75K   | BPSK       | 1       | 0         | Back          | 15mm     | 132670 | 1779.8      | 22.36               | 23.00               | 1.159                  | 0.19             | 0.303                  | 0.351                  |
|          | NB-IOT LTE Band 66 | 3.75K   | BPSK       | 1       | 0         | Left Side     | 15mm     | 132670 | 1779.8      | 22.36               | 23.00               | 1.159                  | 0.14             | 0.259                  | 0.300                  |
|          | NB-IOT LTE Band 66 | 3.75K   | BPSK       | 1       | 0         | Right Side    | 15mm     | 132670 | 1779.8      | 22.36               | 23.00               | 1.159                  | 0.01             | 0.001                  | 0.001                  |
|          | NB-IOT LTE Band 66 | 3.75K   | BPSK       | 1       | 0         | Top Side      | 15mm     | 132670 | 1779.8      | 22.36               | 23.00               | 1.159                  | -0.04            | 0.001                  | 0.001                  |

**13. Simultaneous Transmission Analysis**

| NO. | Simultaneous Transmission Configurations | Body |
|-----|--|------|
| 1.  | WWAN + WLAN2.4GHz                        | Yes  |
| 2.  | WWAN + Bluetooth                         | Yes  |

**General Note:**

1. WLAN and Bluetooth share the same antenna, and cannot transmit simultaneously.
2. All licensed modes share the same antenna part and cannot transmit simultaneously
3. The Scaled SAR summation is calculated based on the same configuration and test position.
4. Per KDB 447498 D01v06, simultaneous transmission SAR is compliant if,
  - i) Scalar SAR summation < 1.6W/kg.
  - ii)  $SPLSR = (SAR1 + SAR2)^{1.5} / (\text{min. separation distance, mm})$ , and the peak separation distance is determined from the square root of  $[(x1-x2)^2 + (y1-y2)^2 + (z1-z2)^2]$ , where (x1, y1, z1) and (x2, y2, z2) are the coordinates of the extrapolated peak SAR locations in the zoom scan.
  - iii) If  $SPLSR \leq 0.04$ , simultaneously transmission SAR measurement is not necessary.
  - iv) Simultaneously transmission SAR measurement, and the reported multi-band SAR < 1.6W/kg.

**13.1 Body-worn Exposure Conditions**

| WWAN Band          | Exposure Position  | 1                  | 2                         | 3                       | 1+2 Summed 1g SAR (W/kg) | 1+3 Summed 1g SAR (W/kg) |
|--------------------|--------------------|--------------------|---------------------------|-------------------------|--------------------------|--------------------------|
|                    |                    | WWAN 1g SAR (W/kg) | 2.4GHz WLAN 1g SAR (W/kg) | Bluetooth 1g SAR (W/kg) |                          |                          |
| Cat M1 LTE Band 5  | Front at 15mm      | 0.285              | 0.470                     | 0.025                   | 0.755                    | 0.310                    |
|                    | Back at 15mm       | 0.197              | 0.699                     | 0.056                   | 0.896                    | 0.253                    |
|                    | Left Side at 15mm  | 0.001              | 0.016                     | 0.001                   | 0.017                    | 0.002                    |
|                    | Right Side at 15mm | 0.001              | 0.354                     | 0.025                   | 0.355                    | 0.026                    |
|                    | Top Side at 15mm   | 0.063              | 0.242                     | 0.018                   | 0.305                    | 0.081                    |
| Cat M1 LTE Band 12 | Front at 15mm      | 0.192              | 0.470                     | 0.025                   | 0.662                    | 0.217                    |
|                    | Back at 15mm       | 0.183              | 0.699                     | 0.056                   | 0.882                    | 0.239                    |
|                    | Left Side at 15mm  | 0.063              | 0.016                     | 0.001                   | 0.079                    | 0.064                    |
|                    | Right Side at 15mm | 0.001              | 0.354                     | 0.025                   | 0.355                    | 0.026                    |
|                    | Top Side at 15mm   | 0.001              | 0.242                     | 0.018                   | 0.243                    | 0.019                    |
| Cat M1 LTE Band 13 | Front at 15mm      | 0.201              | 0.470                     | 0.025                   | 0.671                    | 0.226                    |
|                    | Back at 15mm       | 0.133              | 0.699                     | 0.056                   | 0.832                    | 0.189                    |
|                    | Left Side at 15mm  | 0.001              | 0.016                     | 0.001                   | 0.017                    | 0.002                    |
|                    | Right Side at 15mm | 0.001              | 0.354                     | 0.025                   | 0.355                    | 0.026                    |
|                    | Top Side at 15mm   | 0.001              | 0.242                     | 0.018                   | 0.243                    | 0.019                    |
| Cat M1 LTE Band 25 | Front at 15mm      | 0.577              | 0.470                     | 0.025                   | 1.047                    | 0.602                    |
|                    | Back at 15mm       | 0.247              | 0.699                     | 0.056                   | 0.946                    | 0.303                    |
|                    | Left Side at 15mm  | 0.491              | 0.016                     | 0.001                   | 0.507                    | 0.492                    |
|                    | Right Side at 15mm | 0.001              | 0.354                     | 0.025                   | 0.355                    | 0.026                    |
|                    | Top Side at 15mm   | 0.001              | 0.242                     | 0.018                   | 0.243                    | 0.019                    |
| Cat M1 LTE Band 26 | Front at 15mm      | 0.289              | 0.470                     | 0.025                   | 0.759                    | 0.314                    |
|                    | Back at 15mm       | 0.209              | 0.699                     | 0.056                   | 0.908                    | 0.265                    |
|                    | Left Side at 15mm  | 0.001              | 0.016                     | 0.001                   | 0.017                    | 0.002                    |
|                    | Right Side at 15mm | 0.001              | 0.354                     | 0.025                   | 0.355                    | 0.026                    |
|                    | Top Side at 15mm   | 0.064              | 0.242                     | 0.018                   | 0.306                    | 0.082                    |
| Cat M1 LTE Band 66 | Front at 15mm      | 0.681              | 0.470                     | 0.025                   | 1.151                    | 0.706                    |
|                    | Back at 15mm       | 0.399              | 0.699                     | 0.056                   | 1.098                    | 0.455                    |
|                    | Left Side at 15mm  | 0.551              | 0.016                     | 0.001                   | 0.567                    | 0.552                    |
|                    | Right Side at 15mm | 0.001              | 0.354                     | 0.025                   | 0.355                    | 0.026                    |
|                    | Top Side at 15mm   | 0.001              | 0.242                     | 0.018                   | 0.243                    | 0.019                    |



| WWAN Band          | Exposure Position  | 1                | 2                | 3                | 1+2<br>Summed<br>1g SAR (W/kg) | 1+3<br>Summed<br>1g SAR (W/kg) |
|--------------------|--------------------|------------------|------------------|------------------|--------------------------------|--------------------------------|
|                    |                    | WWAN             | 2.4GHz WLAN      | Bluetooth        |                                |                                |
|                    |                    | 1g SAR<br>(W/kg) | 1g SAR<br>(W/kg) | 1g SAR<br>(W/kg) |                                |                                |
| NB-IOT LTE Band 5  | Front at 15mm      | 0.295            | 0.470            | 0.025            | <b>0.765</b>                   | <b>0.320</b>                   |
|                    | Back at 15mm       | 0.043            | 0.699            | 0.056            | <b>0.742</b>                   | <b>0.099</b>                   |
|                    | Left Side at 15mm  | 0.040            | 0.016            | 0.001            | <b>0.056</b>                   | <b>0.041</b>                   |
|                    | Right Side at 15mm | 0.001            | 0.354            | 0.025            | <b>0.355</b>                   | <b>0.026</b>                   |
|                    | Top Side at 15mm   | 0.030            | 0.242            | 0.018            | <b>0.272</b>                   | <b>0.048</b>                   |
| NB-IOT LTE Band 12 | Front at 15mm      | 0.046            | 0.470            | 0.025            | <b>0.516</b>                   | <b>0.071</b>                   |
|                    | Back at 15mm       | 0.038            | 0.699            | 0.056            | <b>0.737</b>                   | <b>0.094</b>                   |
|                    | Left Side at 15mm  | 0.006            | 0.016            | 0.001            | <b>0.022</b>                   | <b>0.007</b>                   |
|                    | Right Side at 15mm | 0.004            | 0.354            | 0.025            | <b>0.358</b>                   | <b>0.029</b>                   |
|                    | Top Side at 15mm   | 0.001            | 0.242            | 0.018            | <b>0.243</b>                   | <b>0.019</b>                   |
| NB-IOT LTE Band 13 | Front at 15mm      | 0.095            | 0.470            | 0.025            | <b>0.565</b>                   | <b>0.120</b>                   |
|                    | Back at 15mm       | 0.066            | 0.699            | 0.056            | <b>0.765</b>                   | <b>0.122</b>                   |
|                    | Left Side at 15mm  | 0.001            | 0.016            | 0.001            | <b>0.017</b>                   | <b>0.002</b>                   |
|                    | Right Side at 15mm | 0.001            | 0.354            | 0.025            | <b>0.355</b>                   | <b>0.026</b>                   |
|                    | Top Side at 15mm   | 0.001            | 0.242            | 0.018            | <b>0.243</b>                   | <b>0.019</b>                   |
| NB-IOT LTE Band 25 | Front at 15mm      | 0.421            | 0.470            | 0.025            | <b>0.891</b>                   | <b>0.446</b>                   |
|                    | Back at 15mm       | 0.272            | 0.699            | 0.056            | <b>0.971</b>                   | <b>0.328</b>                   |
|                    | Left Side at 15mm  | 0.029            | 0.016            | 0.001            | <b>0.045</b>                   | <b>0.030</b>                   |
|                    | Right Side at 15mm | 0.001            | 0.354            | 0.025            | <b>0.355</b>                   | <b>0.026</b>                   |
|                    | Top Side at 15mm   | 0.001            | 0.242            | 0.018            | <b>0.243</b>                   | <b>0.019</b>                   |
| NB-IOT LTE Band 26 | Front at 15mm      | 0.374            | 0.470            | 0.025            | <b>0.844</b>                   | <b>0.399</b>                   |
|                    | Back at 15mm       | 0.156            | 0.699            | 0.056            | <b>0.855</b>                   | <b>0.212</b>                   |
|                    | Left Side at 15mm  | 0.039            | 0.016            | 0.001            | <b>0.055</b>                   | <b>0.040</b>                   |
|                    | Right Side at 15mm | 0.001            | 0.354            | 0.025            | <b>0.355</b>                   | <b>0.026</b>                   |
|                    | Top Side at 15mm   | 0.064            | 0.242            | 0.018            | <b>0.306</b>                   | <b>0.082</b>                   |
| NB-IOT LTE Band 66 | Front at 15mm      | 0.703            | 0.470            | 0.025            | <b>1.173</b>                   | <b>0.728</b>                   |
|                    | Back at 15mm       | 0.351            | 0.699            | 0.056            | <b>1.050</b>                   | <b>0.407</b>                   |
|                    | Left Side at 15mm  | 0.300            | 0.016            | 0.001            | <b>0.316</b>                   | <b>0.301</b>                   |
|                    | Right Side at 15mm | 0.001            | 0.354            | 0.025            | <b>0.355</b>                   | <b>0.026</b>                   |
|                    | Top Side at 15mm   | 0.001            | 0.242            | 0.018            | <b>0.243</b>                   | <b>0.019</b>                   |

**Test Engineer : EN Liu**



## **14. Uncertainty Assessment**

Per KDB 865664 D01 SAR measurement 100MHz to 6GHz, when the highest measured 1-g SAR within a frequency band is < 1.5 W/kg and the measured 10-g SAR within a frequency band is < 3.75 W/kg. The expanded SAR measurement uncertainty must be  $\leq 30\%$ , for a confidence interval of  $k = 2$ . If these conditions are met, extensive SAR measurement uncertainty analysis described in IEEE Std 1528-2013 is not required in SAR reports submitted for equipment approval. For this device, the highest measured 1-g SAR is less 1.5W/kg. Therefore, the measurement uncertainty table is not required in this report.

### Declaration of Conformity:

The test results with all measurement uncertainty excluded is presented in accordance with the regulation limits or requirements declared by manufacturers.

### Comments and Explanations:

The declared of product specification for EUT presented in the report are provided by the manufacturer, and the manufacturer takes all the responsibilities for the accuracy of product specification.

## **15. References**

- [1] FCC 47 CFR Part 2 "Frequency Allocations and Radio Treaty Matters; General Rules and Regulations"
- [2] ANSI/IEEE Std. C95.1-1992, "IEEE Standard for Safety Levels with Respect to Human Exposure to Radio Frequency Electromagnetic Fields, 3 kHz to 300 GHz", September 1992
- [3] IEEE Std. 1528-2013, "IEEE Recommended Practice for Determining the Peak Spatial-Average Specific Absorption Rate (SAR) in the Human Head from Wireless Communications Devices: Measurement Techniques", Sep 2013
- [4] SPEAG DASY System Handbook
- [5] FCC KDB 248227 D01 v02r02, "SAR Guidance for IEEE 802.11 (WiFi) Transmitters", Oct 2015.
- [6] FCC KDB 447498 D01 v06, "Mobile and Portable Device RF Exposure Procedures and Equipment Authorization Policies", Oct 2015
- [7] FCC KDB 941225 D05 v02r05, "SAR Evaluation Considerations for LTE Devices", Dec 2015
- [8] FCC KDB 865664 D01 v01r04, "SAR Measurement Requirements for 100 MHz to 6 GHz", Aug 2015.
- [9] FCC KDB 865664 D02 v01r02, "RF Exposure Compliance Reporting and Documentation Considerations" Oct 2015.