

FCC PART 15C TEST REPORT FOR CERTIFICATION
On Behalf of

Zylux Acoustic Corporation

Big Blue 200

Model Number: AR108A4BKA

FCC ID: XN6-AR108A4BKA

Prepared for : Zylux Acoustic Corporation
3F, 22, Lane 35, Jihu Road Taipei Neihu Technology Park, 114
Taipei Taiwan

Prepared By : EST Technology Co., Ltd.
San Tun Management Zone, Houjie District, Dongguan, China

Tel: 86-769-83081888-808

Report Number: ESTE-R1703034
Date of Test : March 04 ~ 23, 2017
Date of Report : March 23, 2017

TABLE OF CONTENTS

Description	Page
TEST REPORT VERIFICATION.....	3
1. GENERAL INFORMATION.....	5
1.1. Description of Device (EUT)	5
2. SUMMARY OF TEST	6
2.1. Summary of test result.....	6
2.2. Test Facilities	7
2.3. Assistant equipment used for test.....	8
2.4. Block Diagram	8
2.5. Test mode	9
2.6. Channel List for wifi	9
2.7. Test Equipment.....	10
3 POWER LINE CONDUCTED EMISSION TEST.....	11
3.1. Limit.....	11
3.2. Test Procedure.....	11
3.3. Test Result.....	11
3.4. Test data	12
4 RADIATED EMISSION TEST	16
4.1 Limit.....	16
4.2. Block Diagram of Test setup.....	17
4.3. Test Procedure.....	18
4.4. Test Result.....	18
4.5. Test Data	19
5 BAND EDGE COMPLIANCE TEST	75
5.1 Limit.....	75
5.2 Block Diagram of Test setup.....	75
5.3 Test Procedure.....	75
5.4 Test Result.....	75
5.5 Test Data	76
6 6dB & 20dB Bandwidth Test.....	100
6.1 Limit.....	100
6.2 Test Procedure for 6dB.....	100
6.3 Test Procedure for 20dB.....	100
6.4 Test Result.....	102
6.5 6dB Test Data.....	103
6.6 20dB Test Data.....	115
7 OUTPUT POWER TEST	127
7.1 Limit.....	127
7.2 Test Procedure.....	127
7.3 Test Result.....	128
7.4 Test Data	129
8 POWER SPECTRAL DENSITY TEST	141
8.1 Limit.....	141

8.2 Test Procedure 141

8.3 Test Result..... 142

8.4 Test Data 143

9 ANTENNA REQUIREMENTS 155




9.1 Limit 155


9.2 Result..... 155

10 TEST SETUP PHOTO..... 156

11 PHOTOS OF EUT 158

Test Report Verification

Applicant:	Zylux Acoustic Corporation		
Address:	3F, 22, Lane 35, Jihu Road Taipei Neihu Technology Park, 114 Taipei Taiwan		
Manufacturer	Zylux Acoustic Corporation		
Address:	3F, 22, Lane 35, Jihu Road Taipei Neihu Technology Park, 114 Taipei Taiwan		
E.U.T:	Big Blue 200		
Model Number:	AR108A4BKA		
Power Supply:	DC 25V From Adapter Input AC 100-240V ~ 50/60Hz DC 10.8V From Internal Battery		
Test Voltage:	AC 120V/60Hz AC 240V/60Hz		
Trade Name:	Brookstone	Serial No.:	-----
Date of Receipt:	March 01, 2017	Date of Test:	March 04 ~ 23, 2017
Test Specification:	FCC Rules and Regulations Part 15 Subpart C:2016 ANSI C63.10:2013		
Test Result:	<p>The device described above is tested by EST Technology Co., Ltd.. The measurement results were contained in this test report and EST Technology Co., Ltd. was assumed full responsibility for the accuracy and completeness of these measurements. Also, this report shows that the EUT to be technically compliance with the FCC Rules and Regulations Part 15 Subpart C requirements.</p> <p>This report applies to above tested sample only and shall not be reproduced in part without written approval of EST Technology Co., Ltd. Date: March 23, 2017</p>		
Prepared by:	Tested by:	Approved by:	
			
Ada / Assistant	Tony.Tang/ Engineer	IcemanHu / Manager	
Other Aspects:	None.		
Abbreviations: OK/P=passed fail/F=failed n.a/N=not applicable E.U.T=equipment under tested			
This test report is based on a single evaluation of one sample of above mentioned products ,It is not permitted to be duplicated in extracts without written approval of EST Technology Co., Ltd.			



1. GENERAL INFORMATION

1.1. Description of Device (EUT)

Product Name	:	Big Blue 200	
Model Number	:	AR108A4BKA	
FCC ID	:	XN6-AR108A4BKA	
Wi-Fi			
Modulation	:	IEEE 802.11b mode: DSSS(CCK,QPSK, BPSK) IEEE 802.11g mode: OFDM (BPSK/QPSK/16QAM/64QAM) IEEE 802.11n mode: OFDM (BPSK/QPSK/16QAM/64QAM) IEEE 802.11a mode: OFDM (BPSK/QPSK/16QAM/64QAM) IEEE 802.11ac mode: OFDM (BPSK/QPSK/16QAM/64QAM)	
Operation Frequency	:	IEEE 802.11b/g: 2412 ~ 2462 MHz IEEE 802.11n HT20 : 2412 ~ 2462 MHz IEEE 802.11a, 802.11n HT20, 802.11ac 20: 5180 ~ 5240MHz, 5260 ~ 5320MHz, 5500 ~ 5700MHz, 5745 ~ 5825MHz IEEE 802.11n HT40, 802.11ac 40: 5190 ~ 5230MHz, 5270 ~ 5310MHz, 5510 ~ 5670MHz, 5755 ~ 5795MHz IEEE 802.11ac 80: 5210/5290/5530/5775MHz	
Number of channel	:	IEEE 802.11b 2412 ~ 2462 MHz: 11 Channels IEEE 802.11g 2412 ~ 2462 MHz: 11 Channels IEEE 802.11n HT20 2412 ~ 2462 MHz: 11 Channels IEEE 802.11a, 802.11n HT20, 802.11ac 20: 5180 ~ 5240MHz : 4 Channels 5260 ~ 5320MHz : 4 Channel 5500 ~ 5700MHz : 9 Channels 5745 ~ 5825MHz : 5 Channels IEEE 802.11n HT40, 802.11ac 40: 5190 ~ 5230MHz : 2 Channels 5270 ~ 5310MHz : 2 Channels 5510 ~ 5670MHz : 4 Channels 5755 ~ 5795MHz : 2 Channels IEEE 802.11ac 80: 4 Channels(5210/5290/5530/5775MHz)	
Bluetooth			
Modulation	:	Dual-mode Bluetooth 4.0 BT BDR: GFSK BT EDR: $\pi/4$ -DQPSK BT EDR: 8-DPSK	Dual-mode Bluetooth 4.0 BLE: GFSK
Operation Frequency	:	2402MHz~2480MHz	
Number of channel	:	79	40
Antenna			
Antenna 1/2	:	FPCB Antenna	
		Frequency Range	Antenna 1 Antenna 2
		2400~2483.5 MHz	3.24 dBi 3.24 dBi
		5150~5875 MHz	3.12 dBi 3.12 dBi
		SISO	

2. SUMMARY OF TEST

2.1. Summary of test result

Description of Test Item	Standard	Results
Power Line Conducted Emission	FCC Part 15: 15.207 ANSI C63.10:2013	PASS
Radiated Emission	FCC Part 15: 15.209 ANSI C63.10:2013 KDB 558074	PASS
Band Edge Compliance	FCC Part 15: 15.247 ANSI C63.10:2013 KDB 558074	PASS
Conducted spurious emissions	FCC Part 15: 15.247 ANSI C63.10:2013 KDB 558074	PASS
6dB Bandwidth	FCC Part 15: 15.247 ANSI C63.10:2013 KDB 558074	PASS
Peak Output Power	FCC Part 15: 15.247 ANSI C63.10:2013 KDB 558074	PASS
Power Spectral Density	FCC Part 15: 15.247 ANSI C63.10:2013 KDB 558074	PASS
Antenna requirement	FCC Part 15: 15.203	PASS
Note: 558074 D01 DTS Meas Guidance v03r05		

2.2. Test Facilities

EMC Lab : Certified by CNAL, CHINA
Registration No.: L5288
Date of registration: November 13, 2014

Certificated by FCC, USA
Registration No.: 989591
Date of registration: November 15, 2016

Certificated by Industry Canada
Registration No.: 9405A-1
Date of registration: December 30, 2015

Certificated by VCCI, Japan
Registration No.: R-3663 & C-4103
Date of registration: July 25, 2011

Certificated by TUV Rheinland, Germany
Registration No.: UA 50195514 0001
Date of registration: January 07, 2011

Certificated by TUV/PS, Shenzhen
Registration No.: SCN1017
Date of registration: January 27, 2011

Certificated by Intertek ETL SEMKO
Registration No.: 2011-RTL-L1-18
Date of registration: April 28, 2011

Certificated by Siemic, Inc.
Registration No.: SLCN021
Date of registration: November 8, 2011

Certificated by Nemko, Hong Kong
Registration No.: 175193
Date of registration: May 4, 2011

Name of Firm : EST Technology Co., Ltd.

Site Location : San Tun Management Zone, Houjie Town, Dongguan,
Guangdong, China

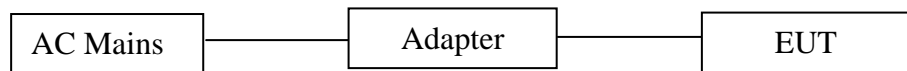
2.3. Assistant equipment used for test

2.3.1. Adapter

M/N : DYS902-250360-16722A
Input : AC 100-240V~50/60Hz 1.5A MAX
Output : DC 25.0V/3.6A

2.4. Block Diagram

For radiated emissions test: EUT was placed on a turn table, which is 0.8 or 1.5 meter high above ground. EUT was set into Wi-Fi test mode by software before test.



(EUT: Big Blue 200)

2.5. Test mode

A special test software was used to control EUT work in Continuous TX mode, and select test channel, wireless mode and data rate.

Test mode	Lower channel	Center channel	Upper channel
IEEE 802.11b;IEEE 802.11g;IEEE 802.11n HT20 Transmitting	2412MHz	2437MHz	2462MHz
IEEE 802.11b;IEEE 802.11g;IEEE 802.11n HT20 Receiving	2412MHz	2437MHz	2462MHz

2.6. Channel List for wifi

IEEE 802.11b;IEEE 802.11g;IEEE 802.11n HT20					
Channel	Frequency (MHz)	Channel	Frequency (MHz)	Channel	Frequency (MHz)
1	2412	6	2437	11	2462
2	2417	7	2442		
3	2422	8	2447		
4	2427	9	2452		
5	2432	10	2457		

2.7. Test Equipment

2.7.1. For conducted emission test

Equipment	Manufacturer	Model No.	Serial No.	Last Cal.	Next Cal.
EMI Test Receiver	Rohde & Schwarz	ESHS30	832354	June,28,16	1 Year
Artificial Mains Networ	Rohde & Schwarz	ENV216	101260	June,28,16	1 Year
Pulse Limiter	Rohde & Schwarz	ESH3-Z2	101100	June,28,16	1 Year

2.7.2. For radiated emission test(9 kHz-30MHz)

Equipment	Manufacturer	Model No.	Serial No.	Last Cal.	Next Cal.
EMI Test Receiver	Rohde & Schwarz	ESCI	100435	June 25,16	1 Year
Loop Antenna	ETS-LINDGREN	6502	00071730	June 25,16	3 Year
RF Cable	MIYAZAKI	5D-2W	966 Chamber No.1	June 25,16	1 Year

2.7.3. For radiated emissions test (30-1000MHz)

Equipment	Manufacturer	Model No.	Serial No.	Last Cal.	Next Cal.
EMI Test Receiver	Rohde & Schwarz	ESVS10	100004	June 25,16	1 Year
Spectrum Analyzer	Agilent	E4411B	MY50140697	June 25,16	1 Year
Bilog Antenna	Teseq	CBL 6111D	27090	June 28,15	3 Year
Signal Amplifier	Agilent	310N	187037	June 25,16	1 Year
RF Cable	MIYAZAKI	5D-2W	966 Chamber No.1	June 25,16	1 Year

2.7.4. For radiated emission test(above 1GHz)

Equipment	Manufacturer	Model No.	Serial No.	Last Cal.	Next Cal.
Horn Antenna	SCHWARZB ECK	BBHA 9120 D	BBHA9120D1 002	June 28,15	3 Year
Board-Band Horn Antenna	SCHWARZB ECK	BBHA 9170	9170-497	June 28,15	3Year
Signal Amplifier	SCHWARZB ECK	BBV9718	9718-212	June 25,16	1 Year
Spectrum Analyzer	Agilent	E4408B	MY44211139	June 25,16	1 Year
Spectrum Analyzer	Rohde &Schwarz	FSV	103173	June 25,16	1 Year
RF Cable	Hubersuhner	RG 214/U	513423	June 25,16	1 Year

3 POWER LINE CONDUCTED EMISSION TEST

3.1. Limit

Frequency	Maximum RF Line Voltage	
	Quasi-Peak Level dB(μV)	Average Level dB(μV)
150kHz ~ 500kHz	66 ~ 56*	56 ~ 46*
500kHz ~ 5MHz	56	46
5MHz ~ 30MHz	60	50

Notes: 1. * Decreasing linearly with logarithm of frequency.
 2. The lower limit shall apply at the transition frequencies.

3.2. Test Procedure

The EUT was placed on a non-metallic table, 10cm above the ground plane. The EUT Power connected to the power mains through a line impedance stabilization network (L.I.S.N. 1#). This provides a 50 ohm coupling impedance for the EUT (Please refer the block diagram of the test setup and photographs). The AC line are checked to find out the maximum conducted emission. In order to find the maximum emission levels, the relative positions of equipment and all of the interface cables shall be changed according to ANSI C63.10: 2013 on Conducted Emission Test.

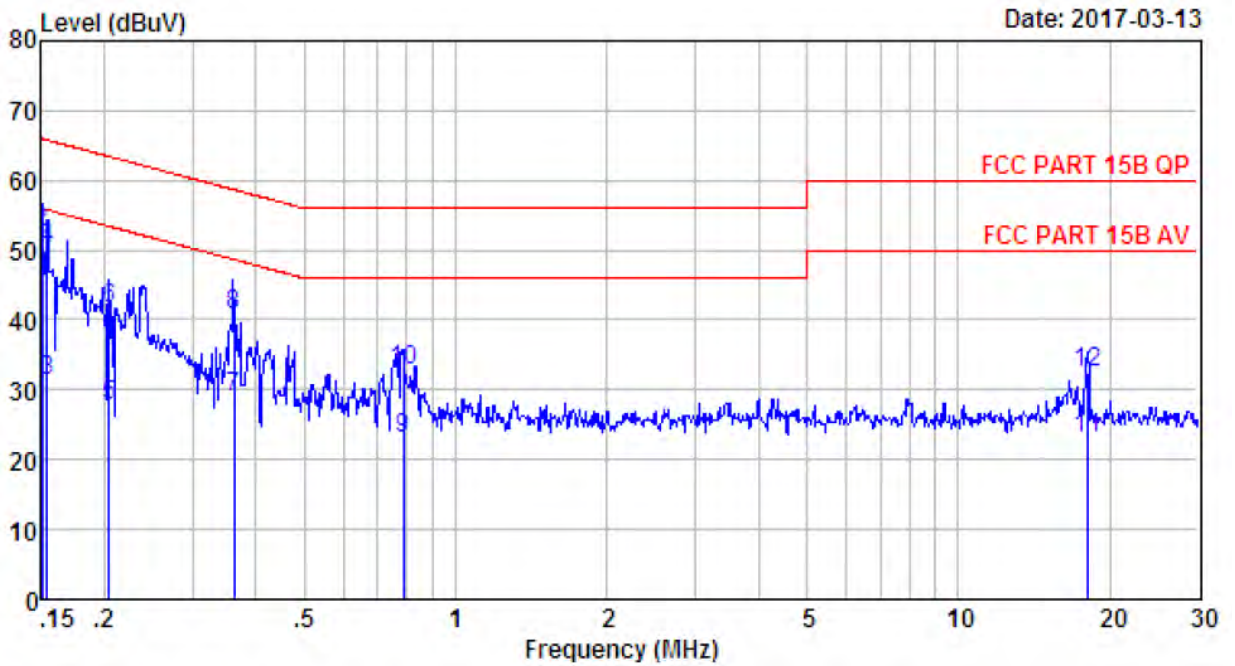
The bandwidth of test receiver (R & S ESHS30) is set at 10kHz.

The frequency range from 150kHz to 30MHz is checked.

3.3. Test Result

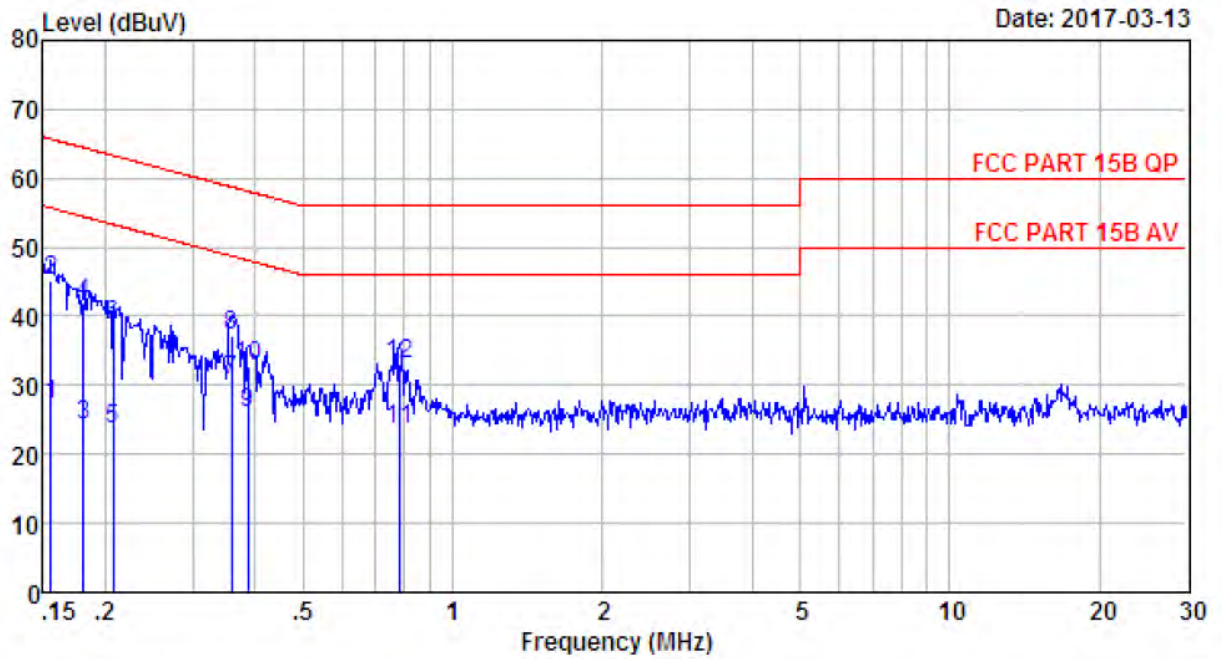
PASS.

3.4. Test data



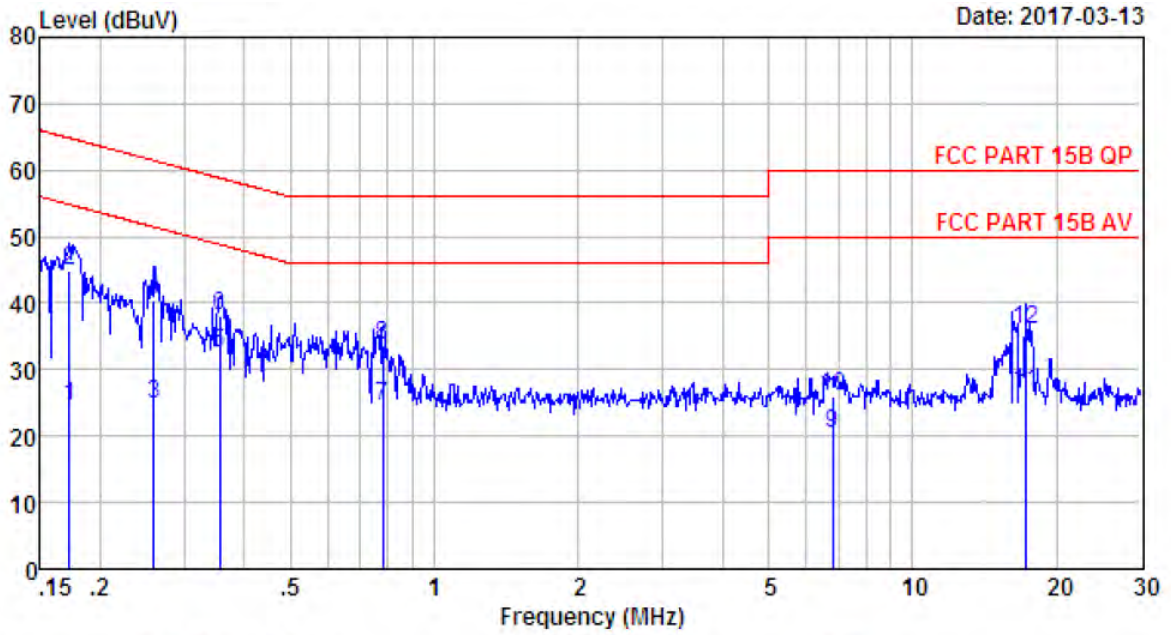
Site no : 844 Shield Room Data no. : 149
 Env. / Ins. : Temp:25.3'C Humi:58% Press:101.50kPa LINE Phase : NEUTRAL
 Limit : FCC PART 15B QP
 Engineer : Blake
 EUT : Big Blue 200
 Power : DC 25V From Adapter Input AC 120V/60Hz
 M/N : AR108A4BKA
 Test Mode : TX Mode

	Freq. (MHz)	LISN Factor (dB)	Cable Loss (dB)	Reading (dBuV)	Emission Level (dBuV)	Limits (dBuV)	Margin (dB)	Remark
1	0.15	9.46	9.81	13.41	32.68	56.00	23.32	Average
2	0.15	9.46	9.81	33.38	52.65	66.00	13.35	QP
3	0.15	9.47	9.81	11.97	31.25	55.78	24.53	Average
4	0.15	9.47	9.81	30.89	50.17	65.78	15.61	QP
5	0.20	9.60	9.80	8.27	27.67	53.45	25.78	Average
6	0.20	9.60	9.80	22.35	41.75	63.45	21.70	QP
7	0.36	9.59	9.82	9.47	28.88	48.69	19.81	Average
8	0.36	9.59	9.82	21.33	40.74	58.69	17.95	QP
9	0.79	9.62	9.81	3.74	23.17	46.00	22.83	Average
10	0.79	9.62	9.81	13.40	32.83	56.00	23.17	QP
11	18.04	9.80	9.95	3.28	23.03	50.00	26.97	Average
12	18.04	9.80	9.95	12.81	32.56	60.00	27.44	QP



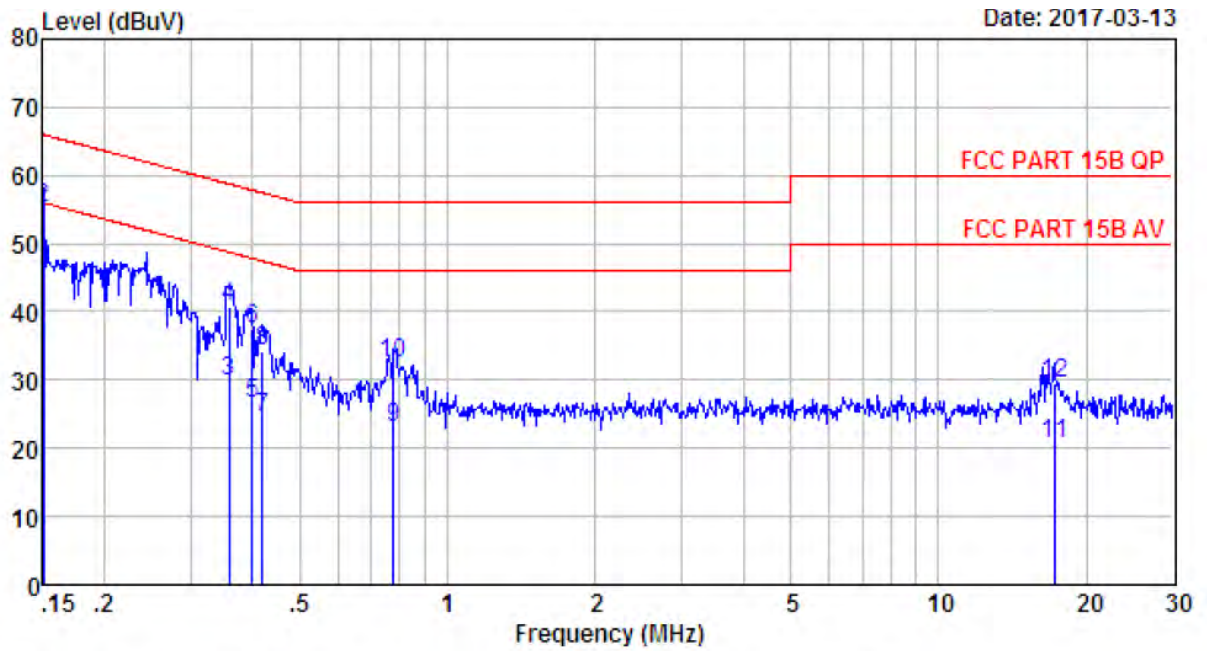
Site no : 844 Shield Room Data no. : 151
 Env. / Ins. : Temp:25.3'C Humi:58% Press:101.50kPa LINE Phase : LINE
 Limit : FCC PART 15B QP
 Engineer : Blake
 EUT : Big Blue 200
 Power : DC 25V From Adapter Input AC 120V/60Hz
 M/N : AR108A4BKA
 Test Mode : TX Mode

	Freq. (MHz)	LISN Factor (dB)	Cable Loss (dB)	Reading (dBuV)	Emission Level (dBuV)	Limits (dBuV)	Margin (dB)	Remark
1	0.16	9.61	9.81	7.75	27.17	55.69	28.52	Average
2	0.16	9.61	9.81	25.63	45.05	65.69	20.64	QP
3	0.18	9.61	9.80	4.67	24.08	54.46	30.38	Average
4	0.18	9.61	9.80	22.52	41.93	64.46	22.53	QP
5	0.21	9.61	9.80	4.08	23.49	53.32	29.83	Average
6	0.21	9.61	9.80	19.16	38.57	63.32	24.75	QP
7	0.36	9.61	9.82	11.18	30.61	48.74	18.13	Average
8	0.36	9.61	9.82	17.77	37.20	58.74	21.54	QP
9	0.39	9.61	9.82	6.45	25.88	48.12	22.24	Average
10	0.39	9.61	9.82	13.35	32.78	58.12	25.34	QP
11	0.78	9.60	9.81	4.23	23.64	46.00	22.36	Average
12	0.78	9.60	9.81	13.56	32.97	56.00	23.03	QP



Site no : 844 Shield Room Data no. : 153
 Env. / Ins. : Temp:25.3'C Humi:58% Press:101.50kPa LINE Phase : LINE
 Limit : FCC PART 15B QP
 Engineer : Blake
 EUT : Big Blue 200
 Power : DC 25V From Adapter Input AC 240V/60Hz
 M/N : AR108A4BKA
 Test Mode : TX Mode

	Freq. (MHz)	LISN Factor (dB)	Cable Loss (dB)	Reading (dBuV)	Emission Level (dBuV)	Limits (dBuV)	Margin (dB)	Remark
1	0.17	9.61	9.81	5.23	24.65	54.86	30.21	Average
2	0.17	9.61	9.81	25.59	45.01	64.86	19.85	QP
3	0.26	9.61	9.82	5.25	24.68	51.47	26.79	Average
4	0.26	9.61	9.82	21.02	40.45	61.47	21.02	QP
5	0.36	9.61	9.82	13.17	32.60	48.83	16.23	Average
6	0.36	9.61	9.82	18.67	38.10	58.83	20.73	QP
7	0.78	9.60	9.81	5.23	24.64	46.00	21.36	Average
8	0.78	9.60	9.81	14.34	33.75	56.00	22.25	QP
9	6.81	9.66	9.85	0.95	20.46	50.00	29.54	Average
10	6.81	9.66	9.85	6.48	25.99	60.00	34.01	QP
11	17.20	9.70	9.94	6.95	26.59	50.00	23.41	Average
12	17.20	9.70	9.94	16.34	35.98	60.00	24.02	QP



Site no : 844 Shield Room Data no. : 155
 Env. / Ins. : Temp:25.3'C Humi:58% Press:101.50kPa LINE Phase : NEUTRAL
 Limit : FCC PART 15B QP
 Engineer : Blake
 EUT : Big Blue 200
 Power : DC 25V From Adapter Input AC 240V/60Hz
 M/N : AR108A4BKA
 Test Mode : IX Mode

	Freq. (MHz)	LISN Factor (dB)	Cable Loss (dB)	Reading (dBUV)	Emission Level (dBUV)	Limits (dBUV)	Margin (dB)	Remark
1	0.15	9.46	9.81	16.14	35.41	56.00	20.59	Average
2	0.15	9.46	9.81	35.90	55.17	66.00	10.83	QP
3	0.36	9.59	9.82	10.47	29.88	48.74	18.86	Average
4	0.36	9.59	9.82	21.25	40.66	58.74	18.08	QP
5	0.40	9.59	9.82	7.11	26.52	47.86	21.34	Average
6	0.40	9.59	9.82	18.01	37.42	57.86	20.44	QP
7	0.42	9.59	9.81	5.14	24.54	47.46	22.92	Average
8	0.42	9.59	9.81	14.74	34.14	57.46	23.32	QP
9	0.78	9.62	9.81	3.46	22.89	46.00	23.11	Average
10	0.78	9.62	9.81	13.12	32.55	56.00	23.45	QP
11	17.20	9.76	9.94	1.01	20.71	50.00	29.29	Average
12	17.20	9.76	9.94	9.90	29.60	60.00	30.40	QP

4 RADIATED EMISSION TEST

4.1 Limit

All the emissions appearing within 15.205 restricted frequency bands shall not exceed the limits shown in 15.209, all the other emissions shall be at least 20dB below the fundamental emissions, or comply with 15.209 limits.

15.205 Restricted frequency band

MHz	MHz	MHz	GHz
0.090 - 0.110	16.42 - 16.423	399.9 - 410	4.5 - 5.15
¹ 0.495 - 0.505	16.69475 - 16.69525	608 - 614	5.35 - 5.46
2.1735 - 2.1905	16.80425 - 16.80475	960 - 1240	7.25 - 7.75
4.125 - 4.128	25.5 - 25.67	1300 - 1427	8.025 - 8.5
4.17725 - 4.17775	37.5 - 38.25	1435 - 1626.5	9.0 - 9.2
4.20725 - 4.20775	73 - 74.6	1645.5 - 1646.5	9.3 - 9.5
6.215 - 6.218	74.8 - 75.2	1660 - 1710	10.6 - 12.7
6.26775 - 6.26825	108 - 121.94	1718.8 - 1722.2	13.25 - 13.4
6.31175 - 6.31225	123 - 138	2200 - 2300	14.47 - 14.5
8.291 - 8.294	149.9 - 150.05	2310 - 2390	15.35 - 16.2
8.362 - 8.366	156.52475 - 156.52525	2483.5 - 2500	17.7 - 21.4
8.37625 - 8.38675	156.7 - 156.9	2690 - 2900	22.01 - 23.12
8.41425 - 8.41475	162.0125 - 167.17	3260 - 3267	23.6 - 24.0
12.29 - 12.293	167.72 - 173.2	3332 - 3339	31.2 - 31.8
12.51975 - 12.52025	240 - 285	3345.8 - 3358	36.43 - 36.5
12.57675 - 12.57725	322 - 335.4	3600 - 4400	(²)

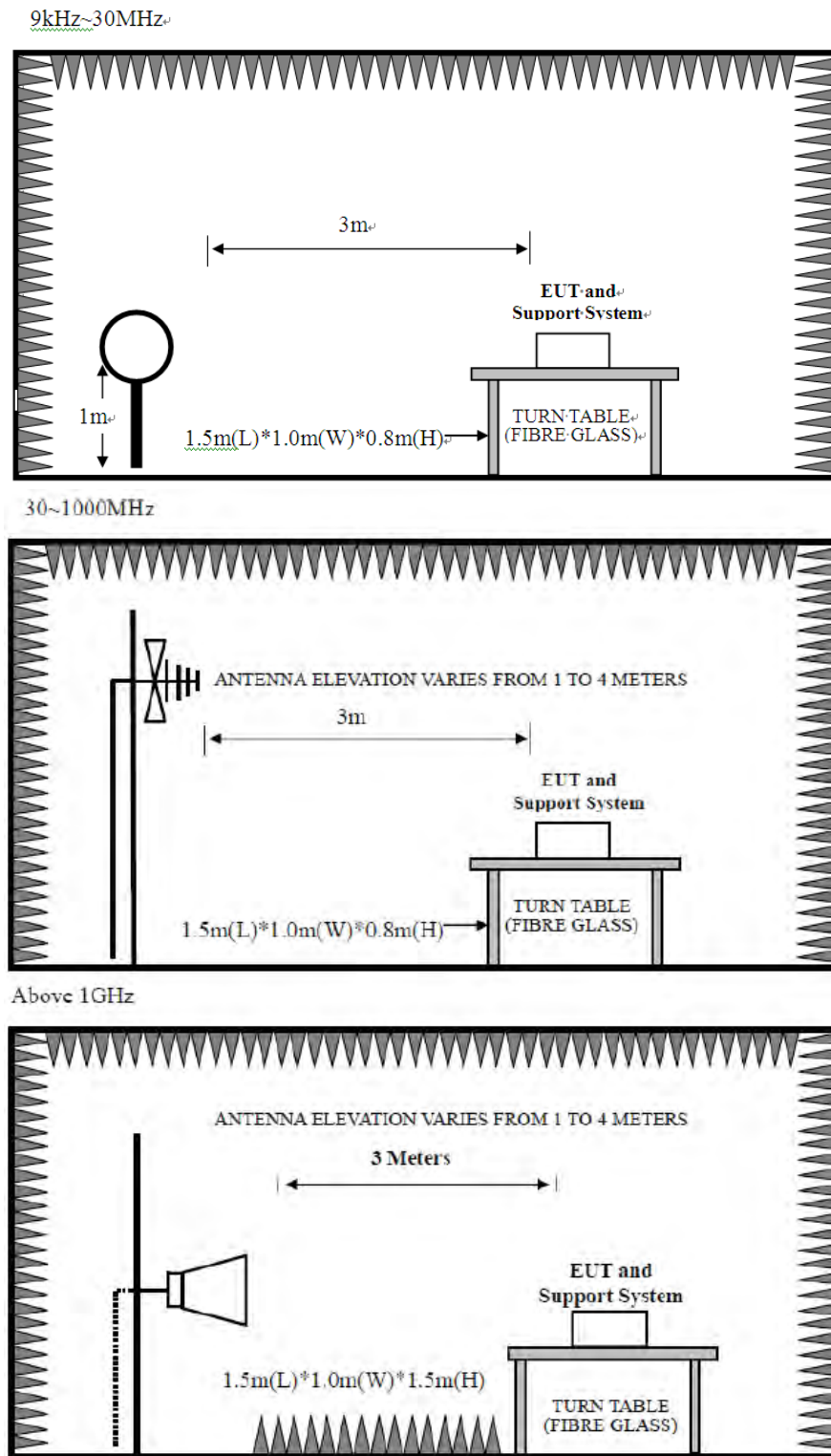
15.209 Limit

Frequency (MHz)	Field strength (μV/m)	Distance (m)
0.009-0.490	2400/F(kHz)	300
0.490-1.705	24000/F(kHz)	30
1.705-30	30	30
30-88	100	3
88-216	150	3
216-960	200	3
Above 960	500	3

Remark : (1) Emission level dBμV = 20 log Emission level μV/m

- (2) The smaller limit shall apply at the cross point between two frequency bands.
- (3) Distance is the distance in meters between the measuring instrument, antenna and the closest point of any part of the device or system.

4.2. Block Diagram of Test setup



4.3. Test Procedure

EUT was placed on a turn table, which is 0.8 meter high above ground for 9kHz~1000MHz test, and which is 1.5 meter high above ground for above 1GHz test. The turn table can rotate 360 degrees to determine the position of the maximum emission level. Power on the EUT and let it working in test mode, then test it. EUT is set 3 meters away from the receiving antenna, which is mounted on an antenna tower. The antenna can be moved up and down between 1 meter and 4 meters to find out the maximum emission level. Both horizontal and vertical polarization of the antenna are set on test.

The test frequency analyzer system was set to Peak Detect (300Hz RBW in 9kHz to 150kHz and 10kHz RBW in 150kHz to 30MHz) Function and Specified Bandwidth with Maximum Hold Mode.

The bandwidth of the EMI test receiver (R&S ESVS10) is set at 120kHz for frequency range from 30MHz to 1000 MHz.

The bandwidth of the Spectrum's VBW is set at 1MHz and RBW is set at 1MHz for peak emissions measurement above 1GHz and 1MHz RBW, 10Hz VBW for average emissions measure above 1GHz

PEAK detector, 1MHz/1MHz for PAEK measurement,

PEAK detector, 1MHz/10Hz for Average measurement

The frequency range from 30MHz to 10th harmonic (25GHz) are checked.

4.4. Test Result

PASS.

Note: 1、For emissions above 1GHz, if peak level comply with average limit, then the average level is deemed to comply with average limit.

2、The frequency 2412MHz、2437MHz and 2462 MHz is fundamental frequency which no limit, the limit on plots is automatically generated by the software, it's not fundamental limit, we can't remove it.

4.5. Test Data

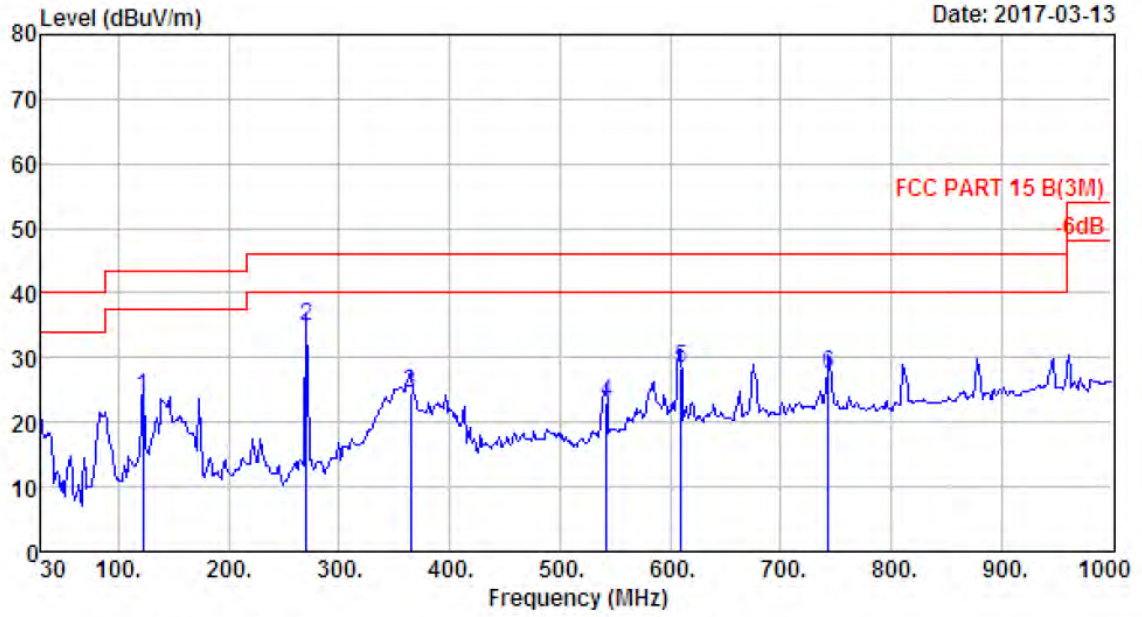
9 kHz – 30 MHz

Pass

Note: The amplitude of spurious emission that is attenuated by more than 20dB below the permissible limit has no need to be reported.

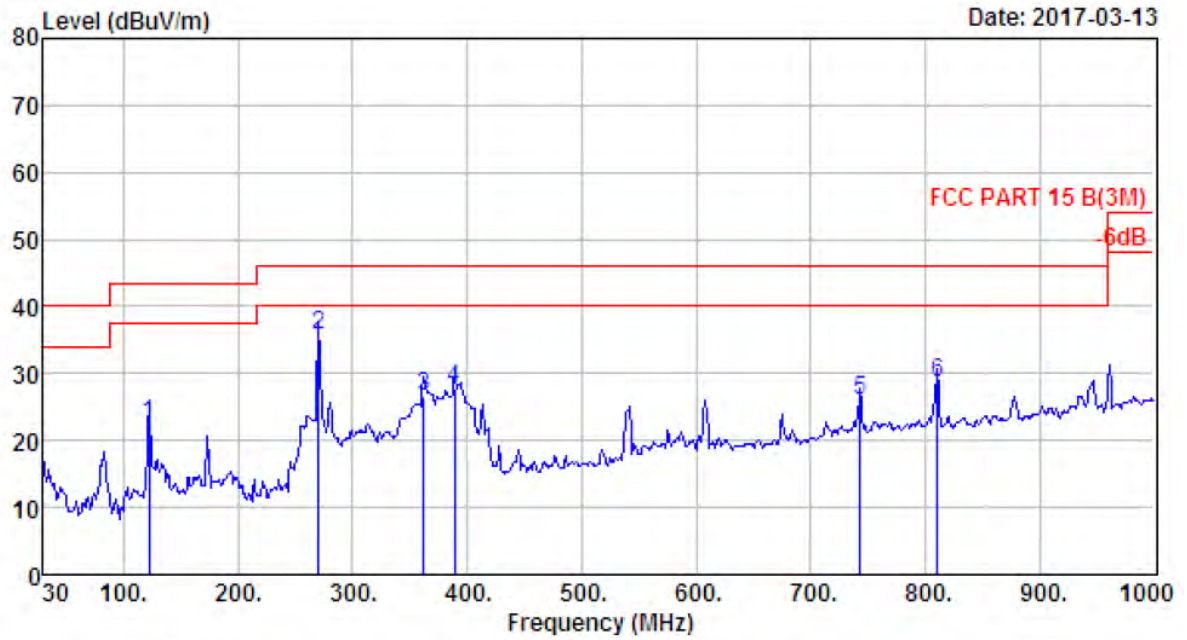
30-1000 MHz

Date: 2017-03-13



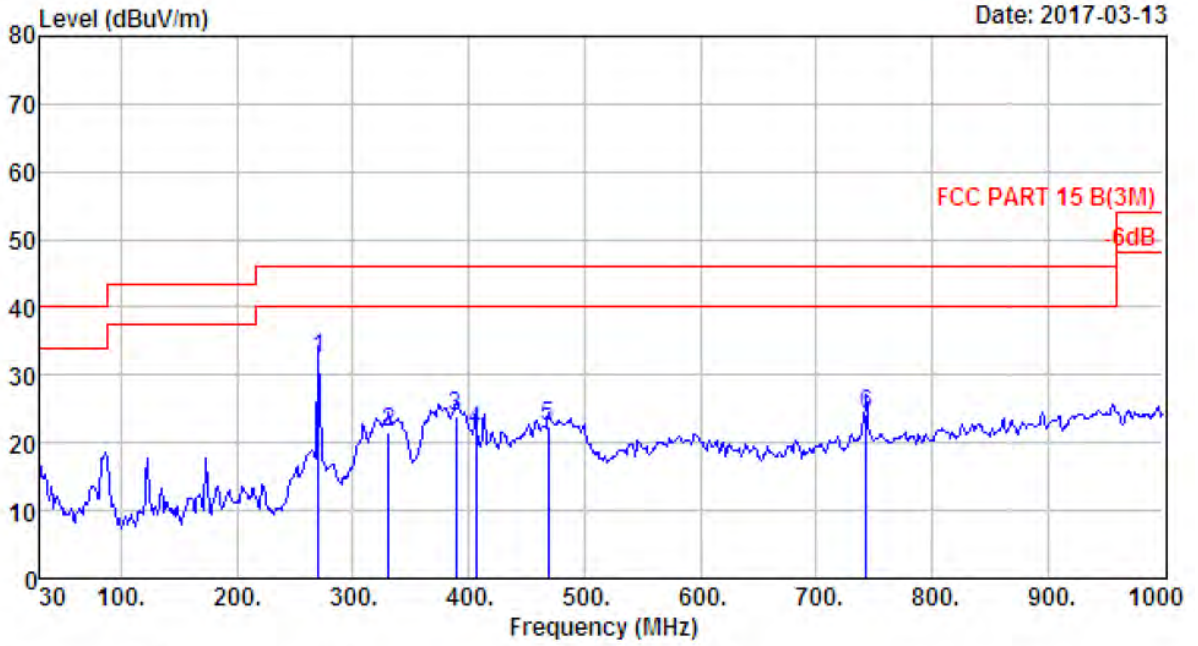
Site no. : 1# 966 Chamber Data no. : 215
 Dis. / Ant. : 3m 27137 Ant. pol. : VERTICAL
 Limit : FCC PART 15 B(3M)
 Env. / Ins. : Temp:23.6';Humi:56%;Press:101.52kPa
 Engineer : Tony
 EUT : Big Blue 200
 Power : DC 25V From Adapter Input AC 120V/60Hz
 M/N : AR108A4BKA
 Test Mode : IEEE 802.11b CH1 2412TX
 Antenna 1

	Freq. (MHz)	ANT Factor (dB/m)	Cable Loss (dB)	Reading (dBuV)	Emission Level (dBuV/m)	Limit (dBuV/m)	Margin (dB)	Remark
1	122.15	11.24	1.45	11.17	23.86	43.50	19.64	QP
2	270.56	12.53	2.27	20.00	34.80	46.00	11.20	QP
3	364.65	14.65	2.63	7.34	24.62	46.00	21.38	QP
4	542.16	19.46	3.24	0.25	22.95	46.00	23.05	QP
5	610.06	19.88	3.36	5.17	28.41	46.00	17.59	QP
6	742.95	22.31	3.86	1.21	27.38	46.00	18.62	QP



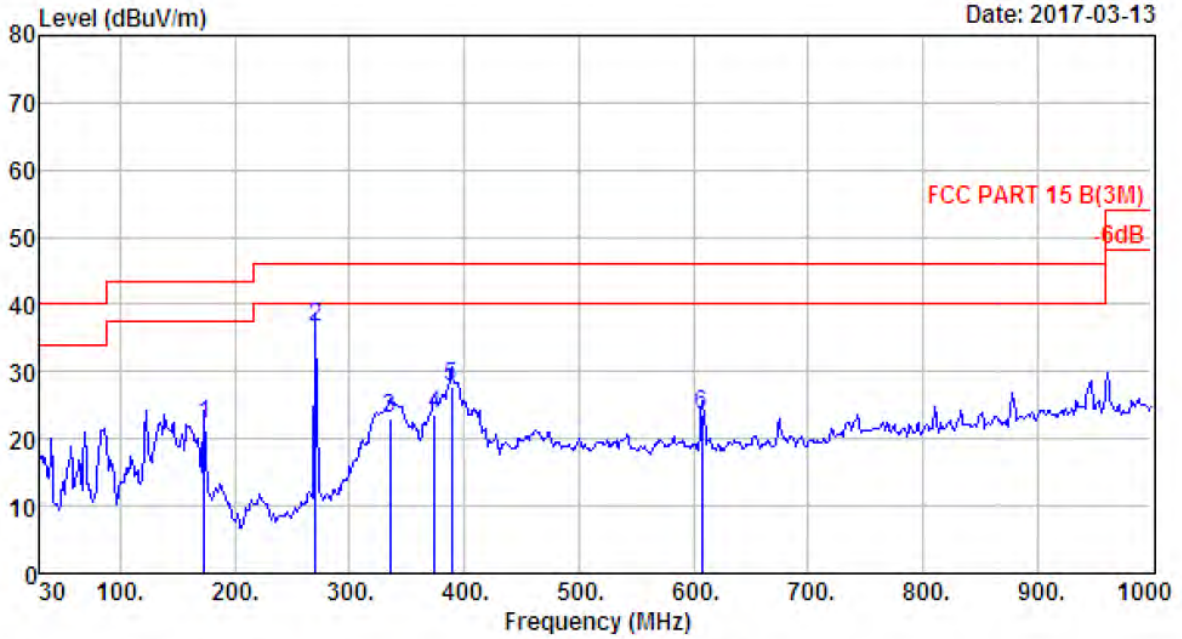
Site no. : 1# 966 Chamber Data no. : 216
 Dis. / Ant. : 3m 27137 Ant. pol. : HORIZONTAL
 Limit : FCC PART 15 B(3M)
 Env. / Ins. : Temp:23.6';Humi:56%;Press:101.52kPa
 Engineer : Tony
 EUT : Big Blue 200
 Power : DC 25V From Adapter Input AC 120V/60Hz
 M/N : AR108A4BKA
 Test Mode : IEEE 802.11b CH1 2412TX
 Antenna 1

	Freq. (MHz)	ANT Factor (dB/m)	Cable Loss (dB)	Reading (dBuV)	Emission Level (dBuV/m)	Limit (dBuV/m)	Margin (dB)	Remark
1	122.15	11.24	1.45	9.71	22.40	43.50	21.10	QP
2	270.56	12.53	2.27	20.96	35.76	46.00	10.24	QP
3	361.74	14.53	2.63	9.46	26.62	46.00	19.38	QP
4	388.90	15.54	2.65	9.47	27.66	46.00	18.34	QP
5	742.95	22.31	3.86	-0.30	25.87	46.00	20.13	QP
6	810.85	22.38	3.83	2.37	28.58	46.00	17.42	QP



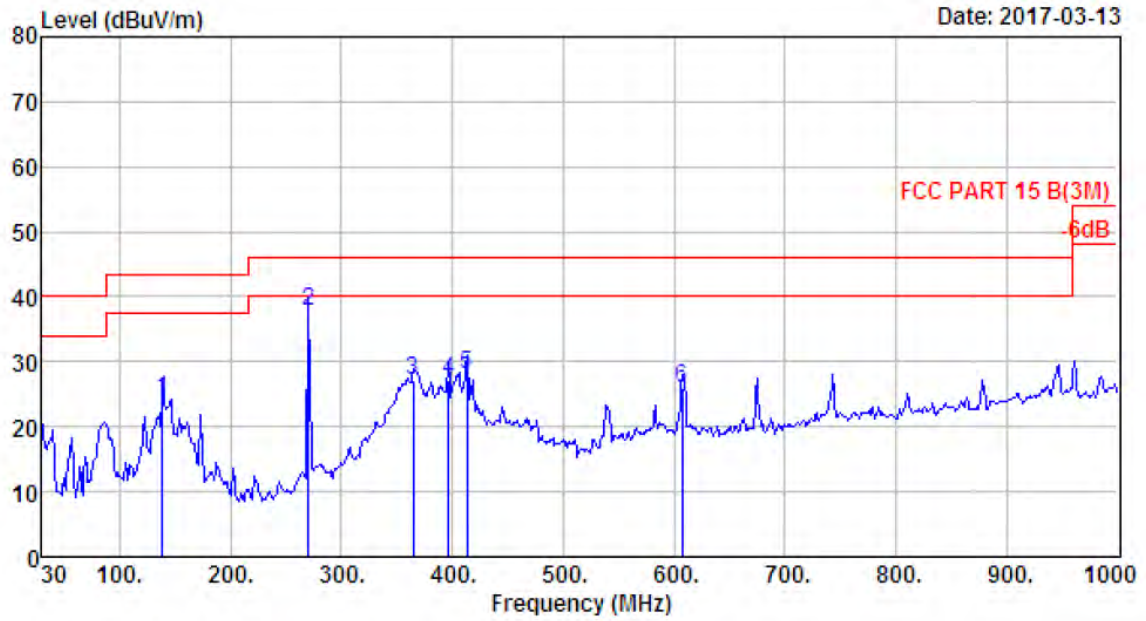
Site no. : 1# 966 Chamber Data no. : 217
 Dis. / Ant. : 3m 27137 Ant. pol. : HORIZONTAL
 Limit : FCC PART 15 B(3M)
 Env. / Ins. : Temp:23.6';Humi:56%;Press:101.52kPa
 Engineer : Tony
 EUT : Big Blue 200
 Power : DC 25V From Adapter Input AC 120V/60Hz
 M/N : AR108A4BKA
 Test Mode : IEEE 802.11b CH6 2437TX
 Antenna 1

	Freq. (MHz)	ANT Factor (dB/m)	Cable Loss (dB)	Reading (dBUV)	Emission Level (dBUV/m)	Limit (dBUV/m)	Margin (dB)	Remark
1	270.56	12.53	2.27	17.54	32.34	46.00	13.66	QP
2	330.70	13.88	2.44	5.19	21.51	46.00	24.49	QP
3	388.90	15.54	2.65	5.68	23.87	46.00	22.13	QP
4	406.36	16.20	2.64	2.93	21.77	46.00	24.23	QP
5	468.44	17.14	3.09	2.14	22.37	46.00	23.63	QP
6	742.95	22.31	3.86	-2.09	24.08	46.00	21.92	QP



Site no. : 1# 966 Chamber Data no. : 218
 Dis. / Ant. : 3m 27137 Ant. pol. : VERTICAL
 Limit : FCC PART 15 B(3M)
 Env. / Ins. : Temp:23.6';Humi:56%;Press:101.52kPa
 Engineer : Tony
 EUT : Big Blue 200
 Power : DC 25V From Adapter Input AC 120V/60Hz
 M/N : AR108A4BKA
 Test Mode : IEEE 802.11b CH6 2437TX
 Antenna 1

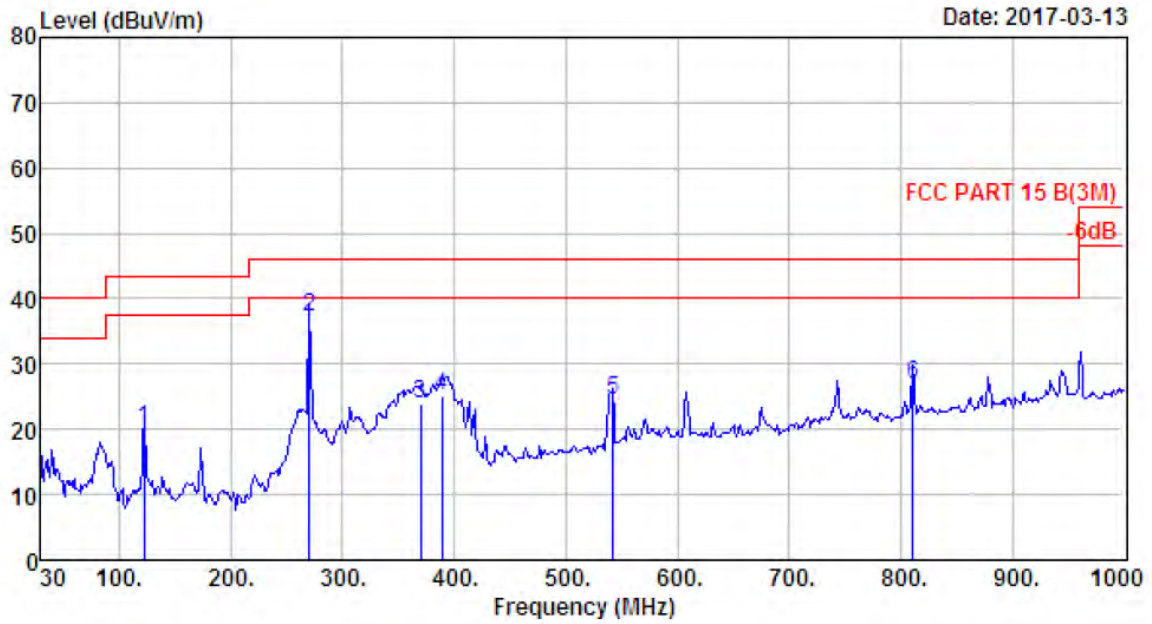
	Freq. (MHz)	ANT Factor (dB/m)	Cable Loss (dB)	Reading (dBuV)	Emission Level (dBuV/m)	Limit (dBuV/m)	Margin (dB)	Remark
1	173.56	9.03	1.68	11.37	22.08	43.50	21.42	QP
2	270.56	12.53	2.27	21.87	36.67	46.00	9.33	QP
3	335.55	14.02	2.50	6.42	22.94	46.00	23.06	QP
4	374.35	14.93	2.70	6.00	23.63	46.00	22.37	QP
5	388.90	15.54	2.65	9.63	27.82	46.00	18.18	QP
6	607.15	19.80	3.41	0.43	23.64	46.00	22.36	QP



Date: 2017-03-13

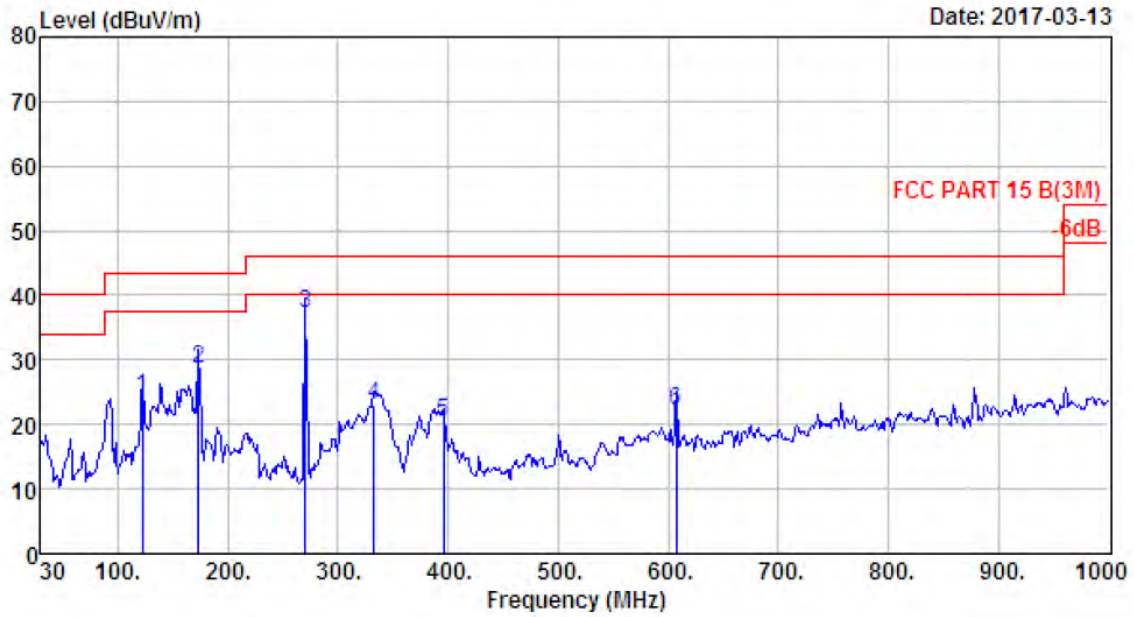
Site no. : 1# 966 Chamber Data no. : 219
 Dis. / Ant. : 3m 27137 Ant. pol. : VERTICAL
 Limit : FCC PART 15 B(3M)
 Env. / Ins. : Temp:23.6';Humi:56%;Press:101.52kPa
 Engineer : Tony
 EUT : Big Blue 200
 Power : DC 25V From Adapter Input AC 120V/60Hz
 M/N : AR108A4BKA
 Test Mode : IEEE 802.11b CH11 2462TX
 Antenna 1

	Freq. (MHz)	ANT Factor (dB/m)	Cable Loss (dB)	Reading (dBuV)	Emission Level (dBuV/m)	Limit (dBuV/m)	Margin (dB)	Remark
1	138.64	11.42	1.54	11.38	24.34	43.50	19.16	QP
2	270.56	12.53	2.27	23.04	37.84	46.00	8.16	QP
3	364.65	14.65	2.63	9.76	27.04	46.00	18.96	QP
4	396.66	15.91	2.63	8.94	27.08	46.00	18.92	QP
5	413.15	16.29	2.69	9.14	28.12	46.00	17.88	QP
6	607.15	19.80	3.41	2.84	26.05	46.00	19.95	QP



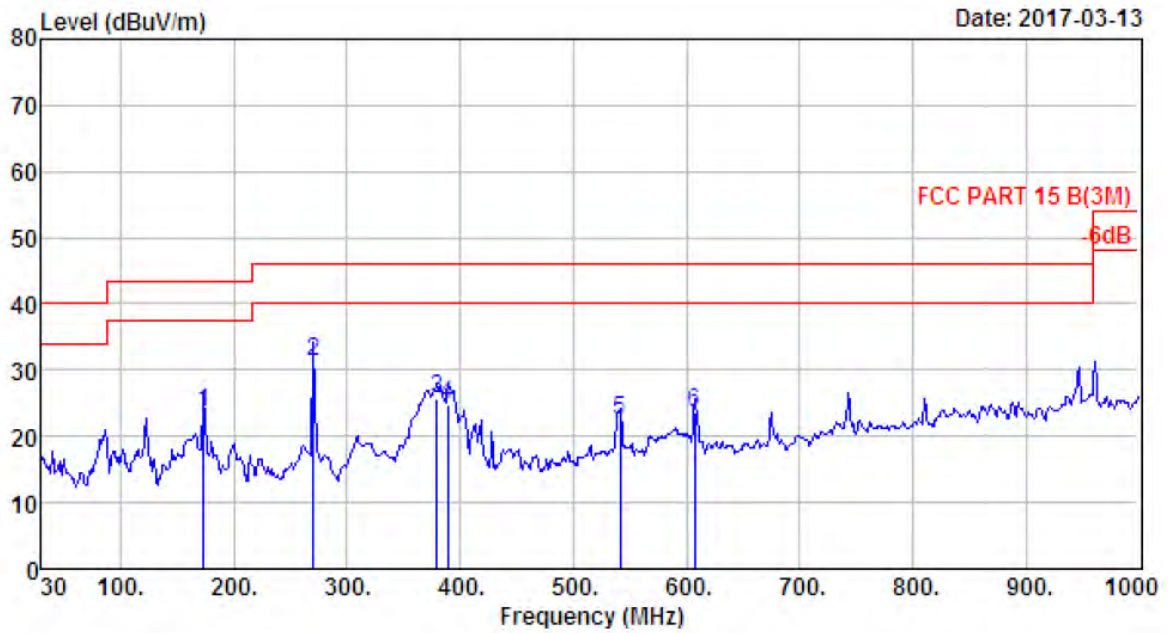
Site no. : 1# 966 Chamber Data no. : 220
 Dis. / Ant. : 3m 27137 Ant. pol. : HORIZONTAL
 Limit : FCC PART 15 B(3M)
 Env. / Ins. : Temp:23.6';Humi:56%;Press:101.52kPa
 Engineer : Tony
 EUT : Big Blue 200
 Power : DC 25V From Adapter Input AC 120V/60Hz
 M/N : AR108A4BKA
 Test Mode : IEEE 802.11b CH11 2462TX
 Antenna 1

	Freq. (MHz)	ANT Factor (dB/m)	Cable Loss (dB)	Reading (dBUV)	Emission Level (dBUV/m)	Limit (dBUV/m)	Margin (dB)	Remark
1	122.15	11.24	1.45	7.43	20.12	43.50	23.38	QP
2	270.56	12.53	2.27	22.38	37.18	46.00	8.82	QP
3	369.50	14.84	2.65	6.30	23.79	46.00	22.21	QP
4	388.90	15.54	2.65	7.02	25.21	46.00	20.79	QP
5	542.16	19.46	3.24	1.69	24.39	46.00	21.61	QP
6	810.85	22.38	3.83	0.58	26.79	46.00	19.21	QP



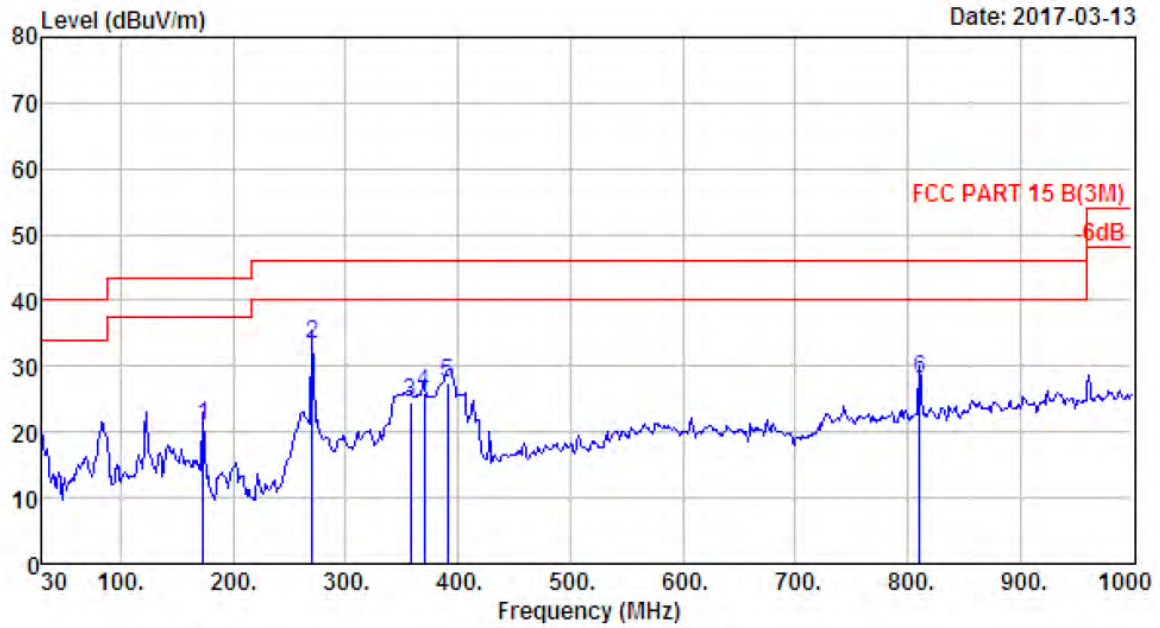
Site no. : 1# 966 Chamber Data no. : 221
 Dis. / Ant. : 3m 27137 Ant. pol. : VERTICAL
 Limit : FCC PART 15 B(3M)
 Env. / Ins. : Temp:23.6';Humi:56%;Press:101.52kPa
 Engineer : Tony
 EUT : Big Blue 200
 Power : DC 25V From Adapter Input AC 120V/60Hz
 M/N : AR108A4BKA
 Test Mode : IEEE 802.11g CH1 2412TX
 Antenna 1

	Freq. (MHz)	ANT Factor (dB/m)	Cable Loss (dB)	Reading (dBuV)	Emission Level (dBuV/m)	Limit (dBuV/m)	Margin (dB)	Remark
1	122.15	11.24	1.45	11.52	24.21	43.50	19.29	QP
2	173.56	9.03	1.68	17.90	28.61	43.50	14.89	QP
3	270.56	12.53	2.27	22.45	37.25	46.00	8.75	QP
4	332.64	13.93	2.48	6.69	23.10	46.00	22.90	QP
5	395.69	15.87	2.59	1.97	20.43	46.00	25.57	QP
6	607.15	19.80	3.41	-1.14	22.07	46.00	23.93	QP



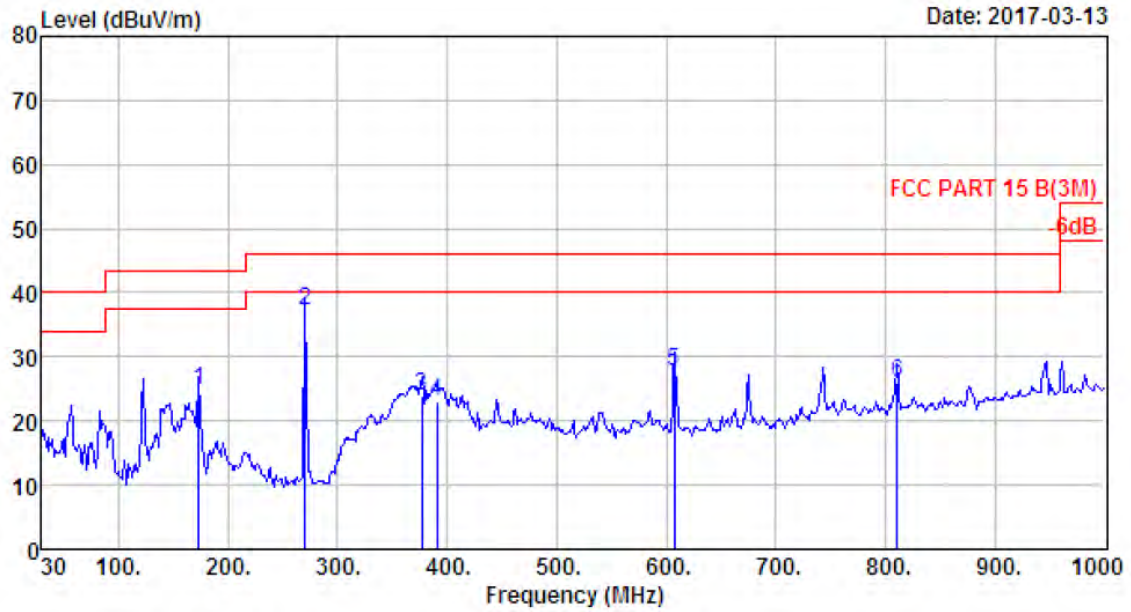
Site no. : 1# 966 Chamber Data no. : 222
 Dis. / Ant. : 3m 27137 Ant. pol. : HORIZONTAL
 Limit : FCC PART 15 B(3M)
 Env. / Ins. : Temp:23.6';Humi:56%;Press:101.52kPa
 Engineer : Tony
 EUT : Big Blue 200
 Power : DC 25V From Adapter Input AC 120V/60Hz
 M/N : AR108A4BKA
 Test Mode : IEEE 802.11g CH1 2412TX
 Antenna 1

	Freq. (MHz)	ANT Factor (dB/m)	Cable Loss (dB)	Reading (dBUV)	Emission Level (dBUV/m)	Limit (dBUV/m)	Margin (dB)	Remark
1	173.56	9.03	1.68	12.82	23.53	43.50	19.97	QP
2	270.56	12.53	2.27	16.48	31.28	46.00	14.72	QP
3	379.20	14.99	2.64	8.18	25.81	46.00	20.19	QP
4	388.90	15.54	2.65	6.54	24.73	46.00	21.27	QP
5	541.19	19.46	3.29	-0.41	22.34	46.00	23.66	QP
6	607.15	19.80	3.41	0.46	23.67	46.00	22.33	QP



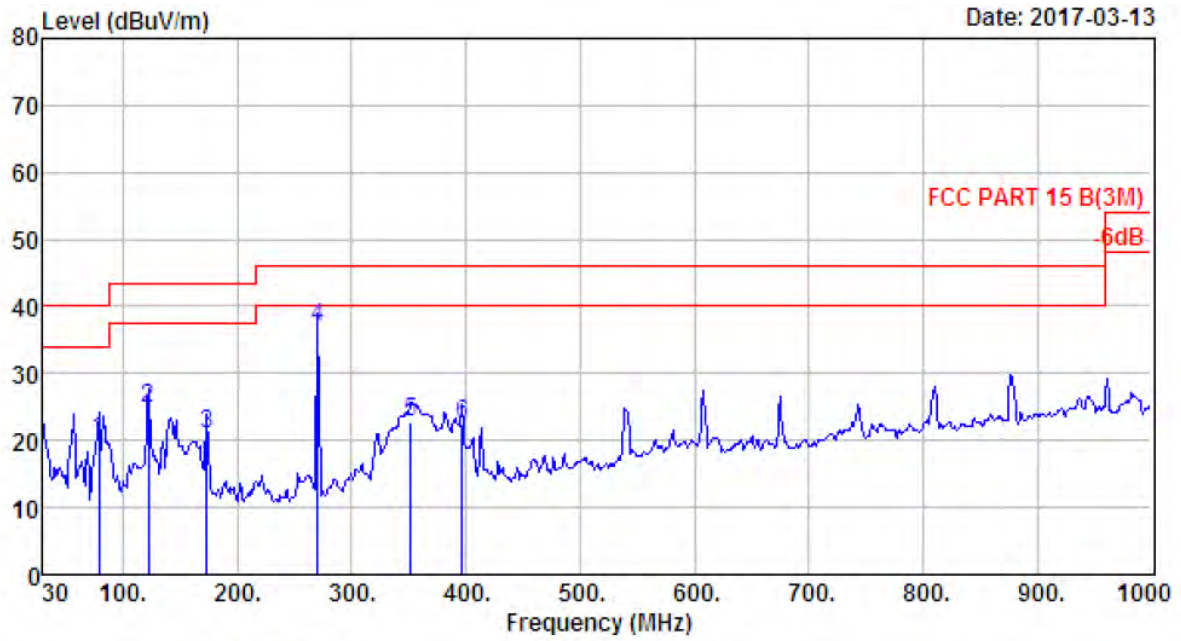
Site no. : 1# 966 Chamber Data no. : 223
 Dis. / Ant. : 3m 27137 Ant. pol. : HORIZONTAL
 Limit : FCC PART 15 B(3M)
 Env. / Ins. : Temp:23.6';Humi:56%;Press:101.52kPa
 Engineer : Tony
 EUT : Big Blue 200
 Power : DC 25V From Adapter Input AC 120V/60Hz
 M/N : AR108A4BKA
 Test Mode : IEEE 802.11g CH6 2437TX
 Antenna 1

	Freq. (MHz)	ANT Factor (dB/m)	Cable Loss (dB)	Reading (dBuV)	Emission Level (dBuV/m)	Limit (dBuV/m)	Margin (dB)	Remark
1	173.56	9.03	1.68	10.25	20.96	43.50	22.54	QP
2	270.56	12.53	2.27	18.54	33.34	46.00	12.66	QP
3	357.86	14.45	2.56	7.41	24.42	46.00	21.58	QP
4	369.50	14.84	2.65	8.60	26.09	46.00	19.91	QP
5	390.84	15.65	2.65	9.27	27.57	46.00	18.43	QP
6	810.85	22.38	3.83	1.98	28.19	46.00	17.81	QP



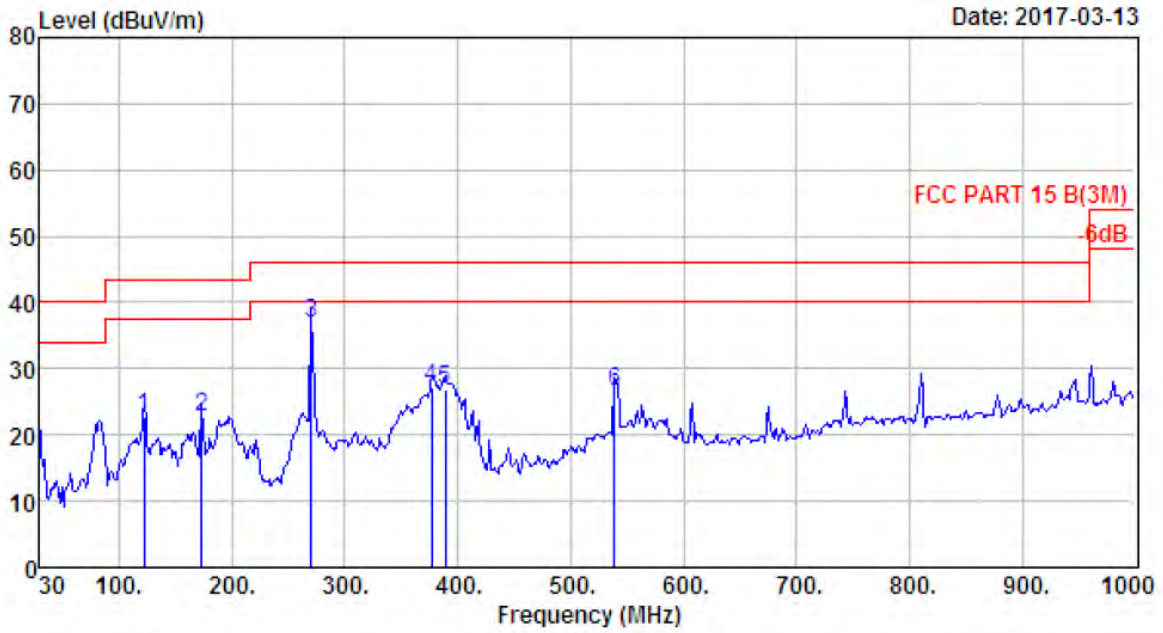
Site no. : 1# 966 Chamber Data no. : 224
 Dis. / Ant. : 3m 27137 Ant. pol. : VERTICAL
 Limit : FCC PART 15 B(3M)
 Env. / Ins. : Temp:23.6';Humi:56%;Press:101.52kPa
 Engineer : Tony
 EUT : Big Blue 200
 Power : DC 25V From Adapter Input AC 120V/60Hz
 M/N : AR108A4BKA
 Test Mode : IEEE 802.11g CH6 2437TX
 Antenna 1

	Freq. (MHz)	ANT Factor (dB/m)	Cable Loss (dB)	Reading (dBuV)	Emission Level (dBuV/m)	Limit (dBuV/m)	Margin (dB)	Remark
1	173.56	9.03	1.68	14.23	24.94	43.50	18.56	QP
2	270.56	12.53	2.27	22.38	37.18	46.00	8.82	QP
3	377.26	14.96	2.62	6.28	23.86	46.00	22.14	QP
4	390.84	15.65	2.65	4.61	22.91	46.00	23.09	QP
5	607.15	19.80	3.41	4.57	27.78	46.00	18.22	QP
6	810.85	22.38	3.83	-0.35	25.86	46.00	20.14	QP



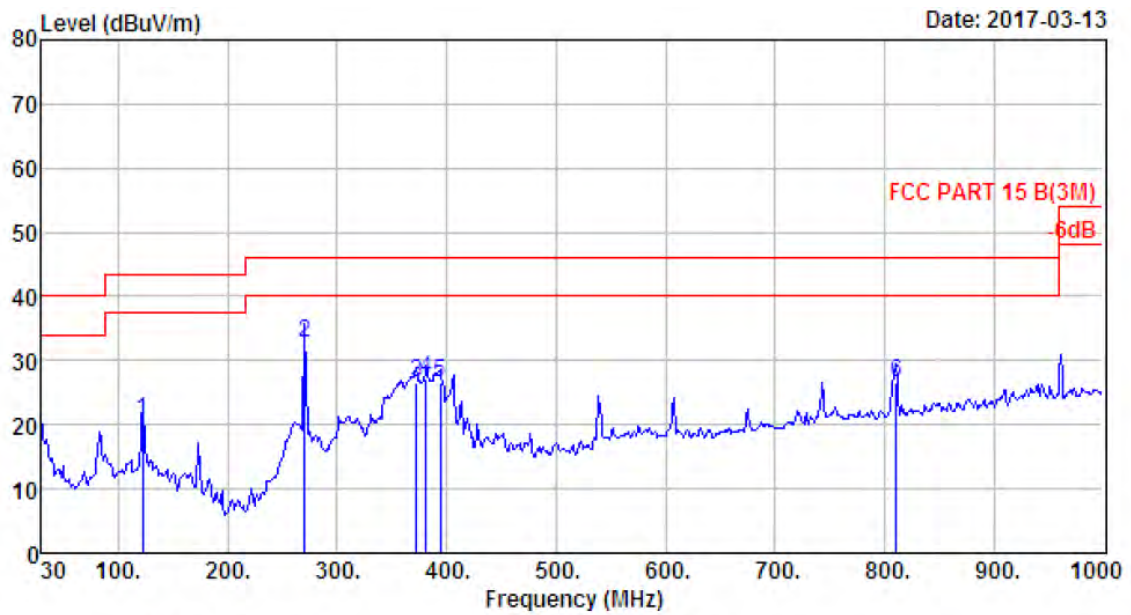
Site no. : 1# 966 Chamber Data no. : 225
 Dis. / Ant. : 3m 27137 Ant. pol. : VERTICAL
 Limit : FCC PART 15 B(3M)
 Env. / Ins. : Temp:23.6';Humi:56%;Press:101.52kPa
 Engineer : Tony
 EUT : Big Blue 200
 Power : DC 25V From Adapter Input AC 120V/60Hz
 M/N : AR108A4BKA
 Test Mode : IEEE 802.11g CH11 2462TX
 Antenna 1

	Freq. (MHz)	ANT Factor (dB/m)	Cable Loss (dB)	Reading (dBuV)	Emission Level (dBuV/m)	Limit (dBuV/m)	Margin (dB)	Remark
1	78.50	6.89	1.22	12.00	20.11	40.00	19.89	QP
2	122.15	11.24	1.45	12.14	24.83	43.50	18.67	QP
3	173.56	9.03	1.68	10.17	20.88	43.50	22.62	QP
4	270.56	12.53	2.27	22.04	36.84	46.00	9.16	QP
5	352.04	14.47	2.53	5.73	22.73	46.00	23.27	QP
6	396.66	15.91	2.63	3.90	22.44	46.00	23.56	QP



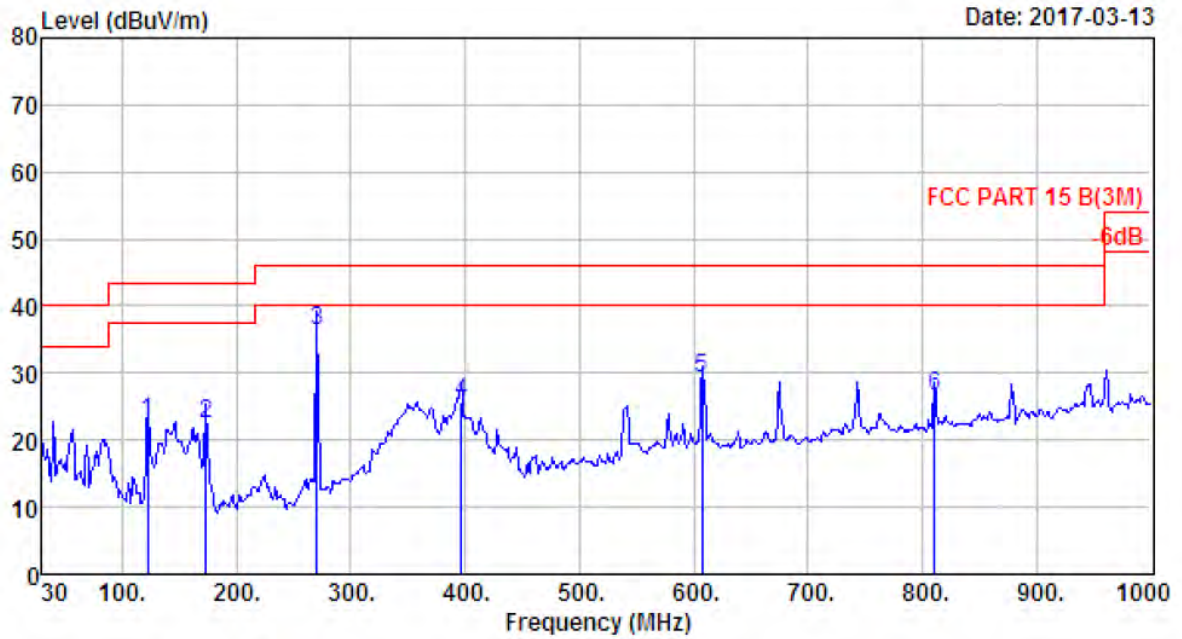
Site no. : 1# 966 Chamber Data no. : 226
 Dis. / Ant. : 3m 27137 Ant. pol. : HORIZONTAL
 Limit : FCC PART 15 B(3M)
 Env. / Ins. : Temp:23.6';Humi:56%;Press:101.52kPa
 Engineer : Tony
 EUT : Big Blue 200
 Power : DC 25V From Adapter Input AC 120V/60Hz
 M/N : AR108A4BKA
 Test Mode : IEEE 802.11g CH11 2462TX
 Antenna 1

	Freq. (MHz)	ANT Factor (dB/m)	Cable Loss (dB)	Reading (dBuV)	Emission Level (dBuV/m)	Limit (dBuV/m)	Margin (dB)	Remark
1	122.15	11.24	1.45	9.92	22.61	43.50	20.89	QP
2	173.56	9.03	1.68	11.94	22.65	43.50	20.85	QP
3	270.56	12.53	2.27	22.19	36.99	46.00	9.01	QP
4	377.26	14.96	2.62	9.44	27.02	46.00	18.98	QP
5	388.90	15.54	2.65	8.79	26.98	46.00	19.02	QP
6	539.25	19.35	3.22	3.99	26.56	46.00	19.44	QP



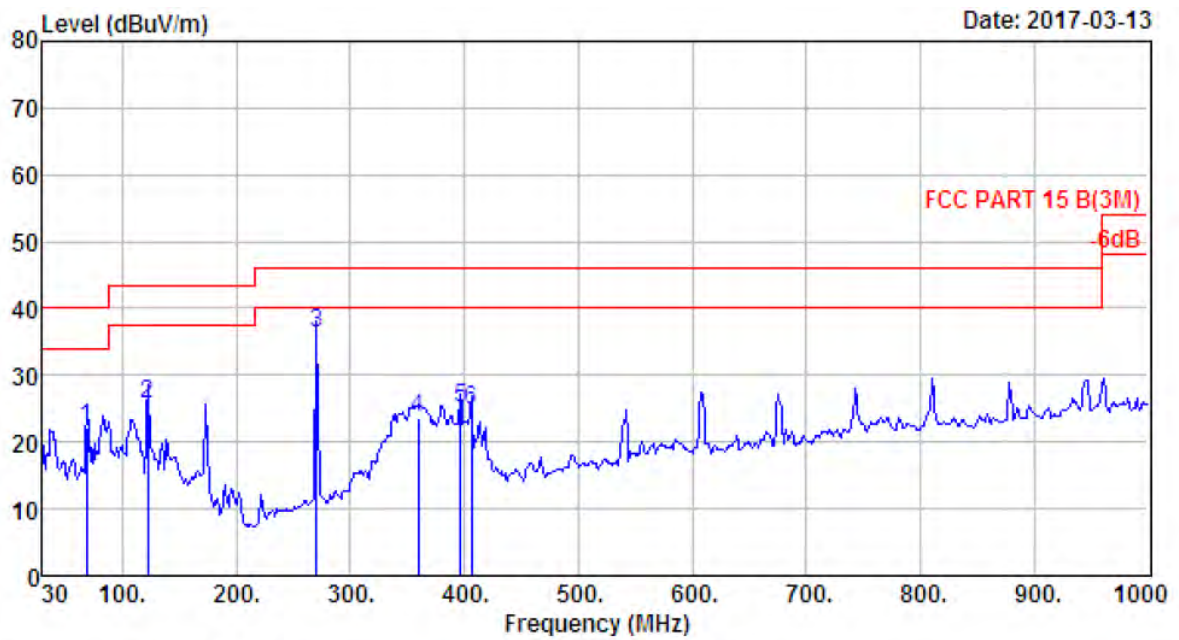
Site no. : 1# 966 Chamber Data no. : 227
 Dis. / Ant. : 3m 27137 Ant. pol. : HORIZONTAL
 Limit : FCC PART 15 B(3M)
 Env. / Ins. : Temp:23.6';Humi:56%;Press:101.52kPa
 Engineer : Tony
 EUT : Big Blue 200
 Power : DC 25V From Adapter Input AC 120V/60Hz
 M/N : AR108A4BKA
 Test Mode : IEEE 802.11n HT20 CH1 2412TX
 Antenna 1

	Freq. (MHz)	ANT Factor (dB/m)	Cable Loss (dB)	Reading (dBuV)	Emission Level (dBuV/m)	Limit (dBuV/m)	Margin (dB)	Remark
1	122.15	11.24	1.45	7.88	20.57	43.50	22.93	QP
2	270.56	12.53	2.27	17.91	32.71	46.00	13.29	QP
3	372.41	14.90	2.70	9.04	26.64	46.00	19.36	QP
4	381.14	15.06	2.67	9.49	27.22	46.00	18.78	QP
5	393.75	15.78	2.58	8.32	26.68	46.00	19.32	QP
6	810.85	22.38	3.83	0.25	26.46	46.00	19.54	QP



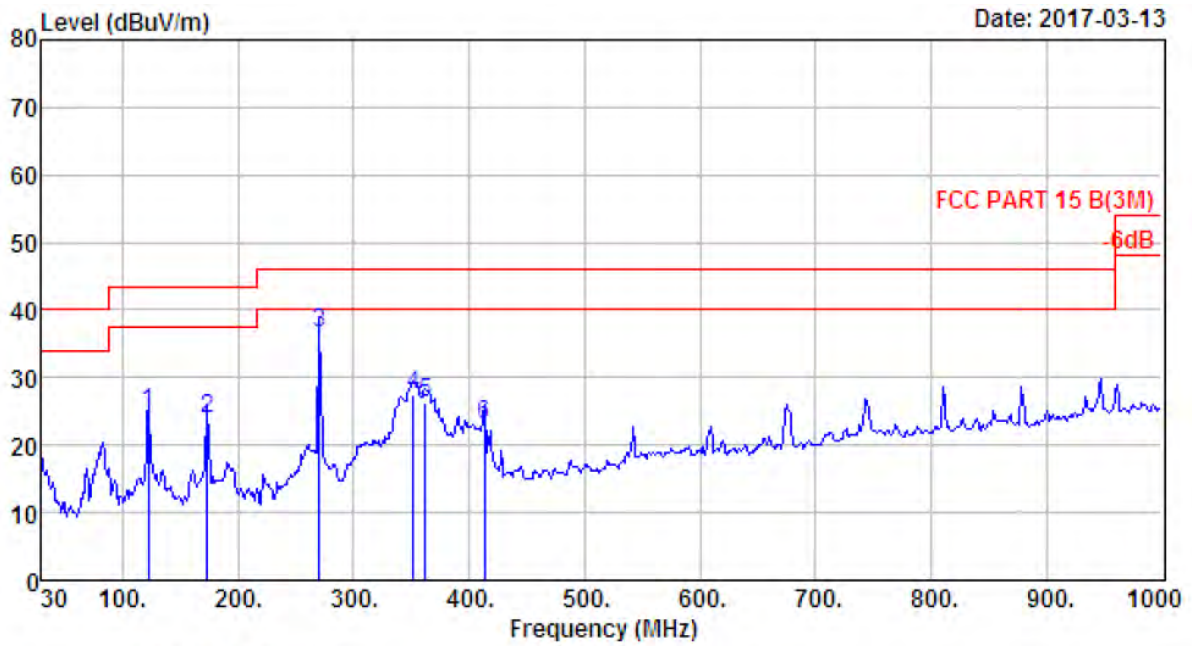
Site no. : 1# 966 Chamber Data no. : 228
 Dis. / Ant. : 3m 27137 Ant. pol. : VERTICAL
 Limit : FCC PART 15 B(3M)
 Env. / Ins. : Temp:23.6°;Humi:56%;Press:101.52kPa
 Engineer : Tony
 EUT : Big Blue 200
 Power : DC 25V From Adapter Input AC 120V/60Hz
 M/N : AR108A4BKA
 Test Mode : IEEE 802.11n HT20 CH1 2412TX
 Antenna 1

	Freq. (MHz)	ANT Factor (dB/m)	Cable Loss (dB)	Reading (dBuV)	Emission Level (dBuV/m)	Limit (dBuV/m)	Margin (dB)	Remark
1	122.15	11.24	1.45	10.02	22.71	43.50	20.79	QP
2	173.56	9.03	1.68	11.74	22.45	43.50	21.05	QP
3	270.56	12.53	2.27	21.49	36.29	46.00	9.71	QP
4	396.66	15.91	2.63	7.00	25.54	46.00	20.46	QP
5	607.15	19.80	3.41	5.87	29.08	46.00	16.92	QP
6	810.85	22.38	3.83	0.50	26.71	46.00	19.29	QP



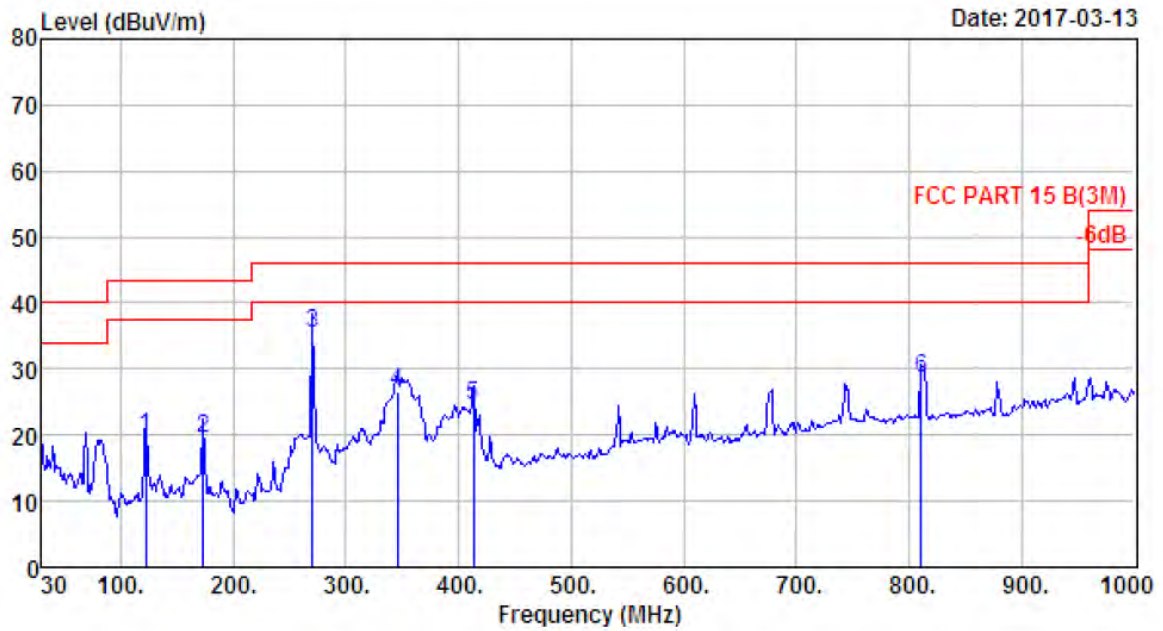
Site no. : 1# 966 Chamber Data no. : 229
 Dis. / Ant. : 3m 27137 Ant. pol. : VERTICAL
 Limit : FCC PART 15 B(3M)
 Env. / Ins. : Temp:23.6';Humi:56%;Press:101.52kPa
 Engineer : Tony
 EUT : Big Blue 200
 Power : DC 25V From Adapter Input AC 120V/60Hz
 M/N : AR108A4BKA
 Test Mode : IEEE 802.11n HT20 CH6 2437TX
 Antenna 1

	Freq. (MHz)	ANT Factor (dB/m)	Cable Loss (dB)	Reading (dBUV)	Emission Level (dBUV/m)	Limit (dBUV/m)	Margin (dB)	Remark
1	68.80	5.51	1.10	15.43	22.04	40.00	17.96	QP
2	122.15	11.24	1.45	12.98	25.67	43.50	17.83	QP
3	270.56	12.53	2.27	21.39	36.19	46.00	9.81	QP
4	359.80	14.45	2.59	6.60	23.64	46.00	22.36	QP
5	396.66	15.91	2.63	6.69	25.23	46.00	20.77	QP
6	406.36	16.20	2.64	5.90	24.74	46.00	21.26	QP



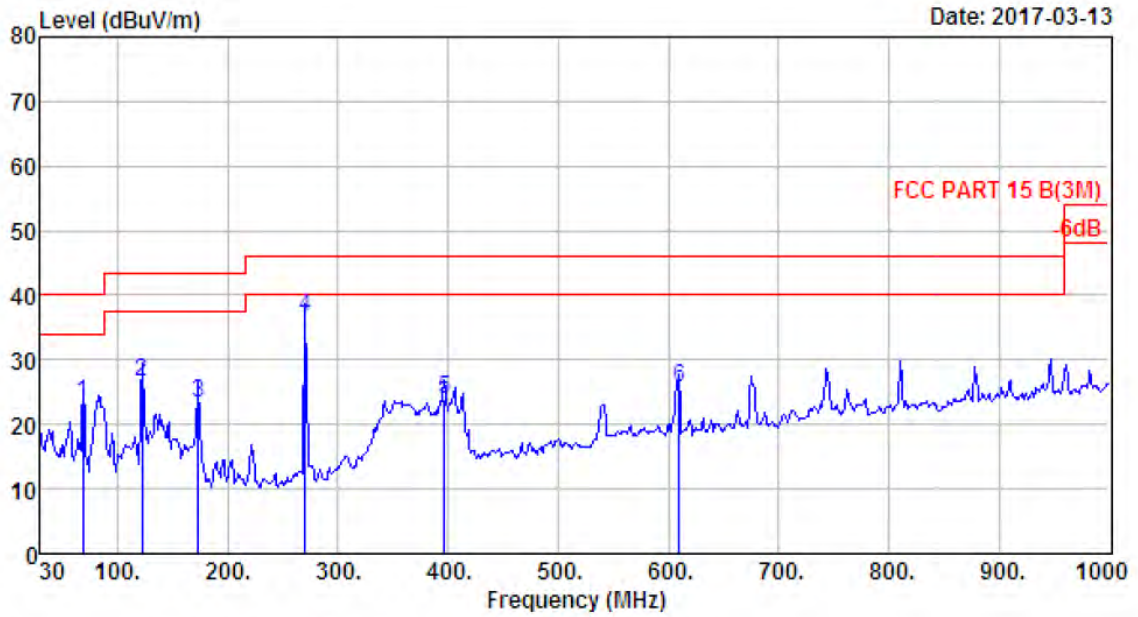
Site no. : 1# 966 Chamber Data no. : 230
 Dis. / Ant. : 3m 27137 Ant. pol. : HORIZONTAL
 Limit : FCC PART 15 B(3M)
 Env. / Ins. : Temp:23.6';Humi:56%;Press:101.52kPa
 Engineer : Tony
 EUT : Big Blue 200
 Power : DC 25V From Adapter Input AC 120V/60Hz
 M/N : AR108A4BKA
 Test Mode : IEEE 802.11n HT20 CH6 2437TX
 Antenna 1

	Freq. (MHz)	ANT Factor (dB/m)	Cable Loss (dB)	Reading (dBuV)	Emission Level (dBuV/m)	Limit (dBuV/m)	Margin (dB)	Remark
1	122.15	11.24	1.45	12.12	24.81	43.50	18.69	QP
2	173.56	9.03	1.68	13.30	24.01	43.50	19.49	QP
3	270.56	12.53	2.27	21.90	36.70	46.00	9.30	QP
4	352.04	14.47	2.53	10.50	27.50	46.00	18.50	QP
5	361.74	14.53	2.63	9.11	26.27	46.00	19.73	QP
6	413.15	16.29	2.69	4.01	22.99	46.00	23.01	QP



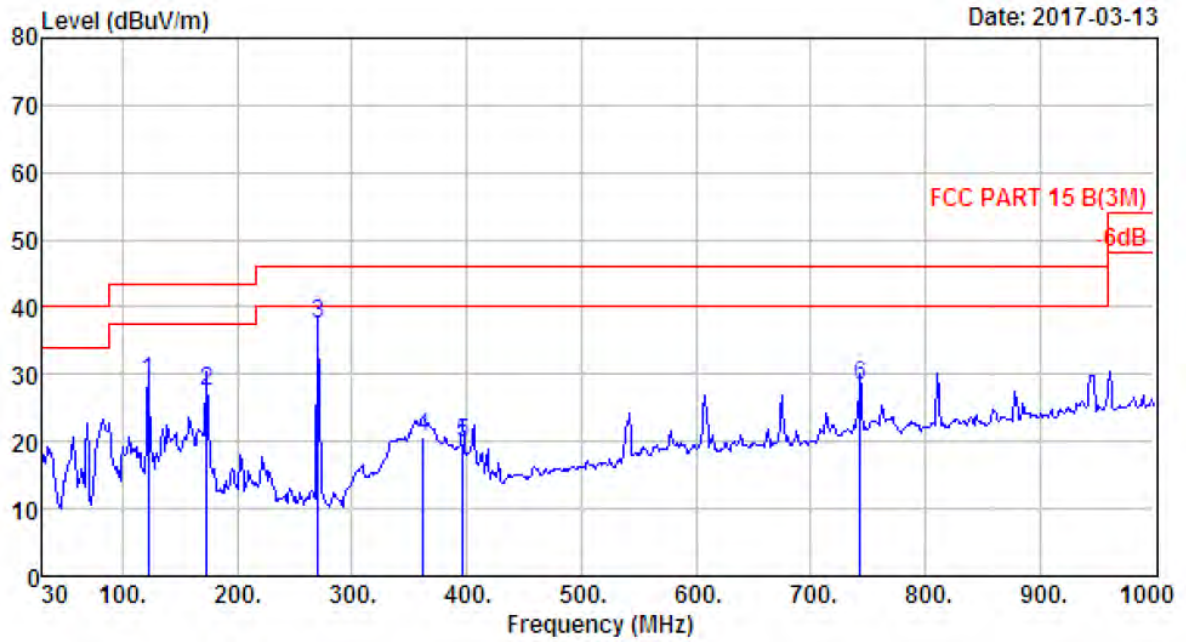
Site no. : 1# 966 Chamber Data no. : 231
 Dis. / Ant. : 3m 27137 Ant. pol. : HORIZONTAL
 Limit : FCC PART 15 B(3M)
 Env. / Ins. : Temp:23.6';Humi:56%;Press:101.52kPa
 Engineer : Tony
 EUT : Big Blue 200
 Power : DC 25V From Adapter Input AC 120V/60Hz
 M/N : AR108A4BKA
 Test Mode : IEEE 802.11n HT20 CH11 2462TX
 Antenna 1

	Freq. (MHz)	ANT Factor (dB/m)	Cable Loss (dB)	Reading (dBuV)	Emission Level (dBuV/m)	Limit (dBuV/m)	Margin (dB)	Remark
1	122.15	11.24	1.45	7.18	19.87	43.50	23.63	QP
2	173.56	9.03	1.68	8.66	19.37	43.50	24.13	QP
3	270.56	12.53	2.27	20.58	35.38	46.00	10.62	QP
4	345.25	14.32	2.54	9.67	26.53	46.00	19.47	QP
5	413.15	16.29	2.69	5.59	24.57	46.00	21.43	QP
6	810.85	22.38	3.83	2.35	28.56	46.00	17.44	QP



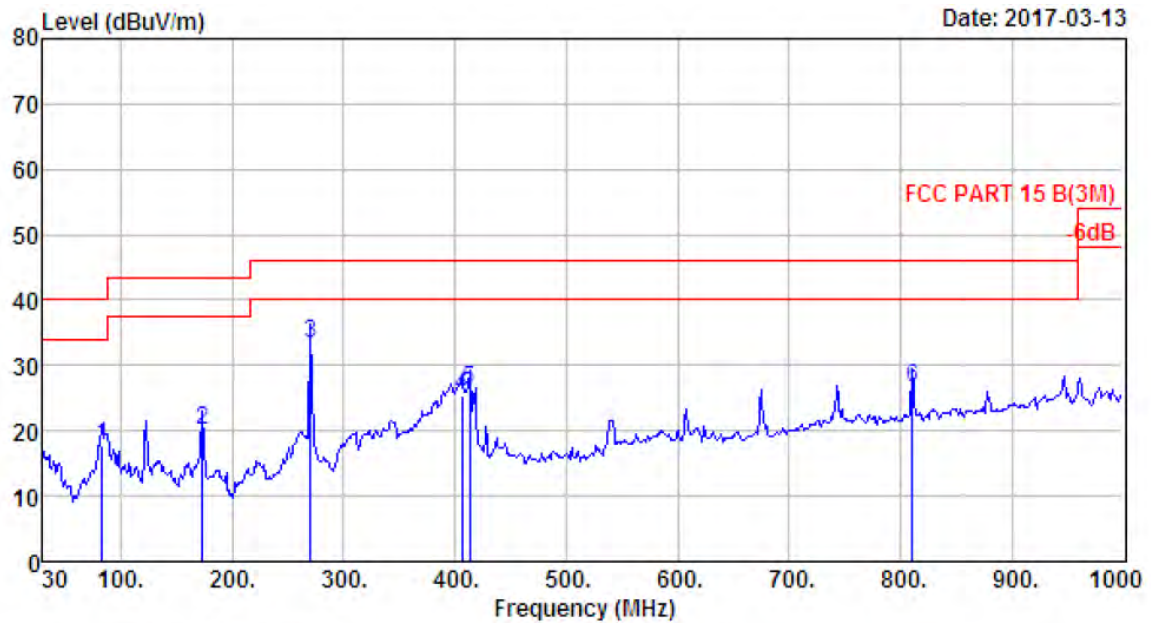
Site no. : 1# 966 Chamber Data no. : 232
 Dis. / Ant. : 3m 27137 Ant. pol. : VERTICAL
 Limit : FCC PART 15 B(3M)
 Env. / Ins. : Temp:23.6';Humi:56%;Press:101.52kPa
 Engineer : Tony
 EUT : Big Blue 200
 Power : DC 25V From Adapter Input AC 120V/60Hz
 M/N : AR108A4BKA
 Test Mode : IEEE 802.11n HT20 CH11 2462TX
 Antenna 1

	Freq. (MHz)	ANT Factor (dB/m)	Cable Loss (dB)	Reading (dBuV)	Emission Level (dBuV/m)	Limit (dBuV/m)	Margin (dB)	Remark
1	68.80	5.51	1.10	16.85	23.46	40.00	16.54	QP
2	122.15	11.24	1.45	13.81	26.50	43.50	17.00	QP
3	173.56	9.03	1.68	12.74	23.45	43.50	20.05	QP
4	270.56	12.53	2.27	21.88	36.68	46.00	9.32	QP
5	396.66	15.91	2.63	5.25	23.79	46.00	22.21	QP
6	610.06	19.88	3.36	2.37	25.61	46.00	20.39	QP



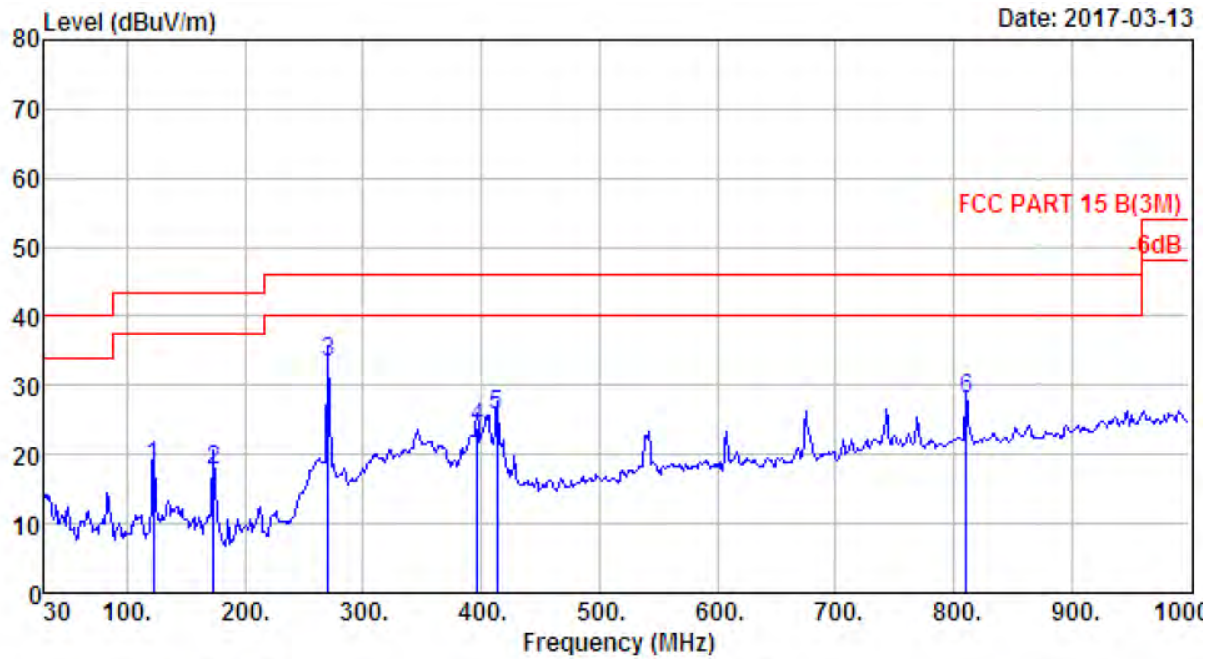
Site no. : 1# 966 Chamber Data no. : 233
 Dis. / Ant. : 3m 27137 Ant. pol. : VERTICAL
 Limit : FCC PART 15 B(3M)
 Env. / Ins. : Temp:23.6';Humi:56%;Press:101.52kPa
 Engineer : Tony
 EUT : Big Blue 200
 Power : DC 25V From Adapter Input AC 120V/60Hz
 M/N : AR108A4BKA
 Test Mode : IEEE 802.11b CH1 2412TX
 Antenna 2

	Freq. (MHz)	ANT Factor (dB/m)	Cable Loss (dB)	Reading (dBuV)	Emission Level (dBuV/m)	Limit (dBuV/m)	Margin (dB)	Remark
1	122.15	11.24	1.45	16.13	28.82	43.50	14.68	QP
2	173.56	9.03	1.68	16.84	27.55	43.50	15.95	QP
3	270.56	12.53	2.27	22.57	37.37	46.00	8.63	QP
4	361.74	14.53	2.63	3.36	20.52	46.00	25.48	QP
5	396.66	15.91	2.63	1.34	19.88	46.00	26.12	QP
6	742.95	22.31	3.86	2.08	28.25	46.00	17.75	QP



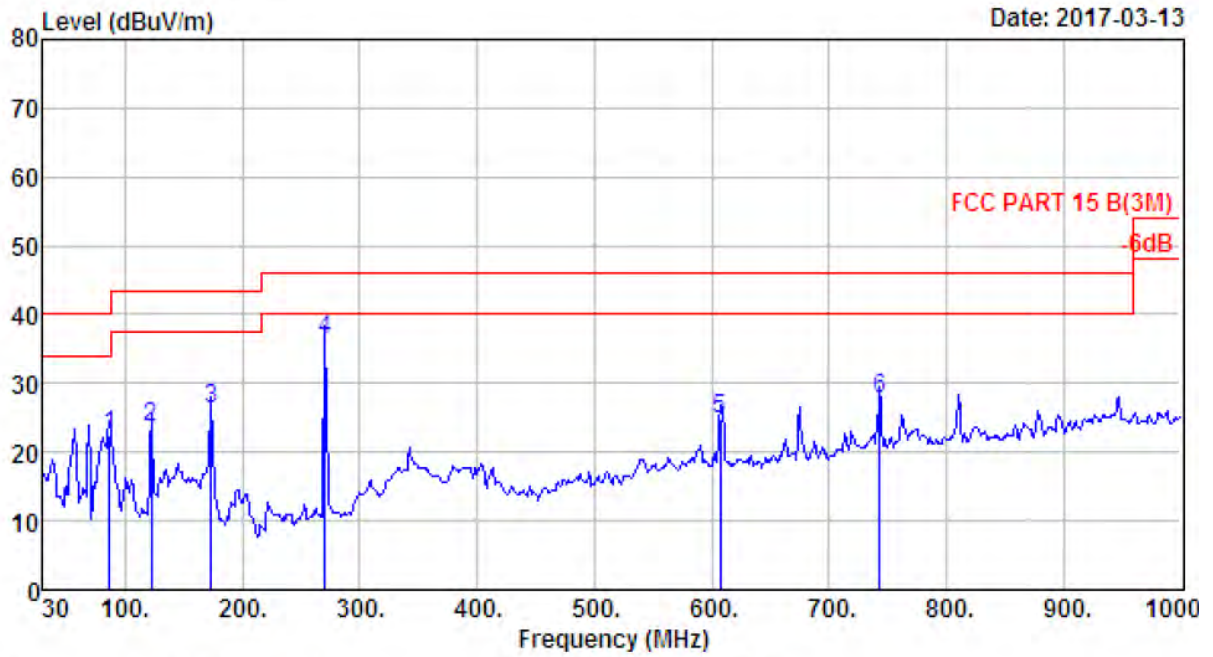
Site no. : 1# 966 Chamber
 Dis. / Ant. : 3m 27137
 Limit : FCC PART 15 B(3M)
 Env. / Ins. : Temp:23.6';Humi:56%;Press:101.52kPa
 Engineer : Tony
 EUT : Big Blue 200
 Power : DC 25V From Adapter Input AC 120V/60Hz
 M/N : AR108A4BKA
 Test Mode : IEEE 802.11b CH1 2412TX
 Antenna 2

	Freq. (MHz)	ANT Factor (dB/m)	Cable Loss (dB)	Reading (dBuV)	Emission Level (dBuV/m)	Limit (dBuV/m)	Margin (dB)	Remark
1	83.35	7.47	1.23	9.14	17.84	40.00	22.16	QP
2	173.56	9.03	1.68	9.29	20.00	43.50	23.50	QP
3	270.56	12.53	2.27	18.60	33.40	46.00	12.60	QP
4	406.36	16.20	2.64	6.57	25.41	46.00	20.59	QP
5	413.15	16.29	2.69	7.30	26.28	46.00	19.72	QP
6	810.85	22.38	3.83	0.22	26.43	46.00	19.57	QP



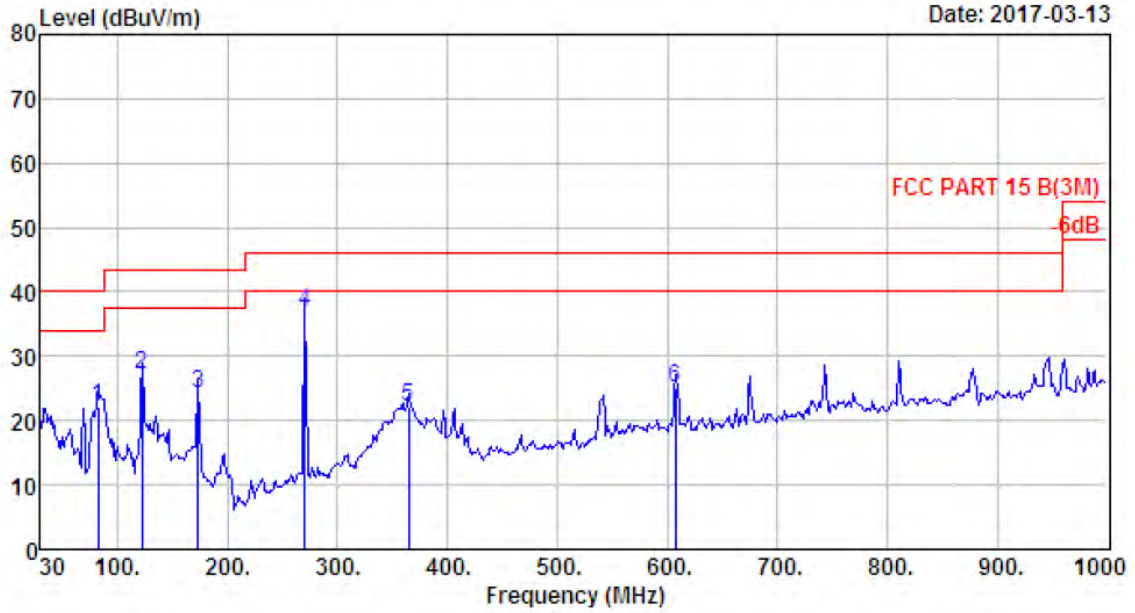
Site no. : 1# 966 Chamber Data no. : 235
 Dis. / Ant. : 3m 27137 Ant. pol. : HORIZONTAL
 Limit : FCC PART 15 B(3M)
 Env. / Ins. : Temp:23.6';Humi:56%;Press:101.52kPa
 Engineer : Tony
 EUT : Big Blue 200
 Power : DC 25V From Adapter Input AC 120V/60Hz
 M/N : AR108A4BKA
 Test Mode : IEEE 802.11b CH6 2437TX
 Antenna 2

	Freq. (MHz)	ANT Factor (dB/m)	Cable Loss (dB)	Reading (dBuV)	Emission Level (dBuV/m)	Limit (dBuV/m)	Margin (dB)	Remark
1	122.15	11.24	1.45	5.50	18.19	43.50	25.31	QP
2	173.56	9.03	1.68	7.02	17.73	43.50	25.77	QP
3	270.56	12.53	2.27	18.55	33.35	46.00	12.65	QP
4	396.66	15.91	2.63	5.48	24.02	46.00	21.98	QP
5	413.15	16.29	2.69	6.65	25.63	46.00	20.37	QP
6	810.85	22.38	3.83	1.74	27.95	46.00	18.05	QP



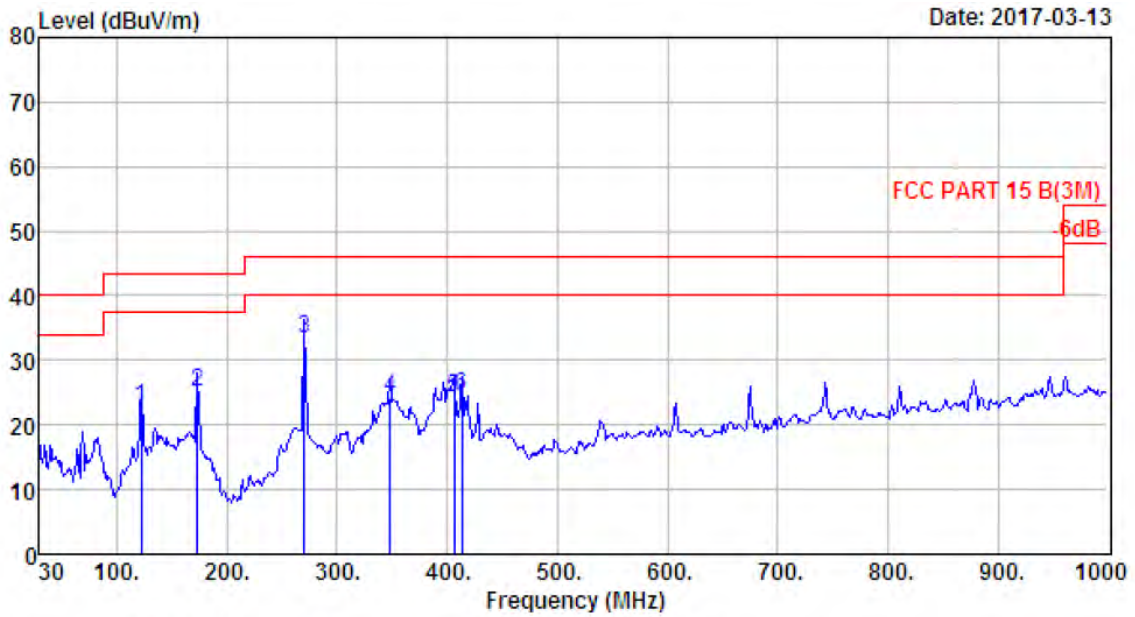
Site no. : 1# 966 Chamber Data no. : 236
 Dis. / Ant. : 3m 27137 Ant. pol. : VERTICAL
 Limit : FCC PART 15 B(3M)
 Env. / Ins. : Temp:23.6';Humi:56%;Press:101.52kPa
 Engineer : Tony
 EUT : Big Blue 200
 Power : DC 25V From Adapter Input AC 120V/60Hz
 M/N : AR108A4BKA
 Test Mode : IEEE 802.11b CH6 2437TX
 Antenna 2

	Freq. (MHz)	ANT Factor (dB/m)	Cable Loss (dB)	Reading (dBuV)	Emission Level (dBuV/m)	Limit (dBuV/m)	Margin (dB)	Remark
1	86.26	7.84	1.24	13.36	22.44	40.00	17.56	QP
2	122.15	11.24	1.45	10.88	23.57	43.50	19.93	QP
3	173.56	9.03	1.68	15.45	26.16	43.50	17.34	QP
4	270.56	12.53	2.27	21.57	36.37	46.00	9.63	QP
5	607.15	19.80	3.41	1.63	24.84	46.00	21.16	QP
6	742.95	22.31	3.86	1.49	27.66	46.00	18.34	QP



Site no. : 1# 966 Chamber Data no. : 237
 Dis. / Ant. : 3m 27137 Ant. pol. : VERTICAL
 Limit : FCC PART 15 B(3M)
 Env. / Ins. : Temp:23.6';Humi:56%;Press:101.52kPa
 Engineer : Tony
 EUI : Big Blue 200
 Power : DC 25V From Adapter Input AC 120V/60Hz
 M/N : AR108A4BKA
 Test Mode : IEEE 802.11b CH11 2462TX
 Antenna 2

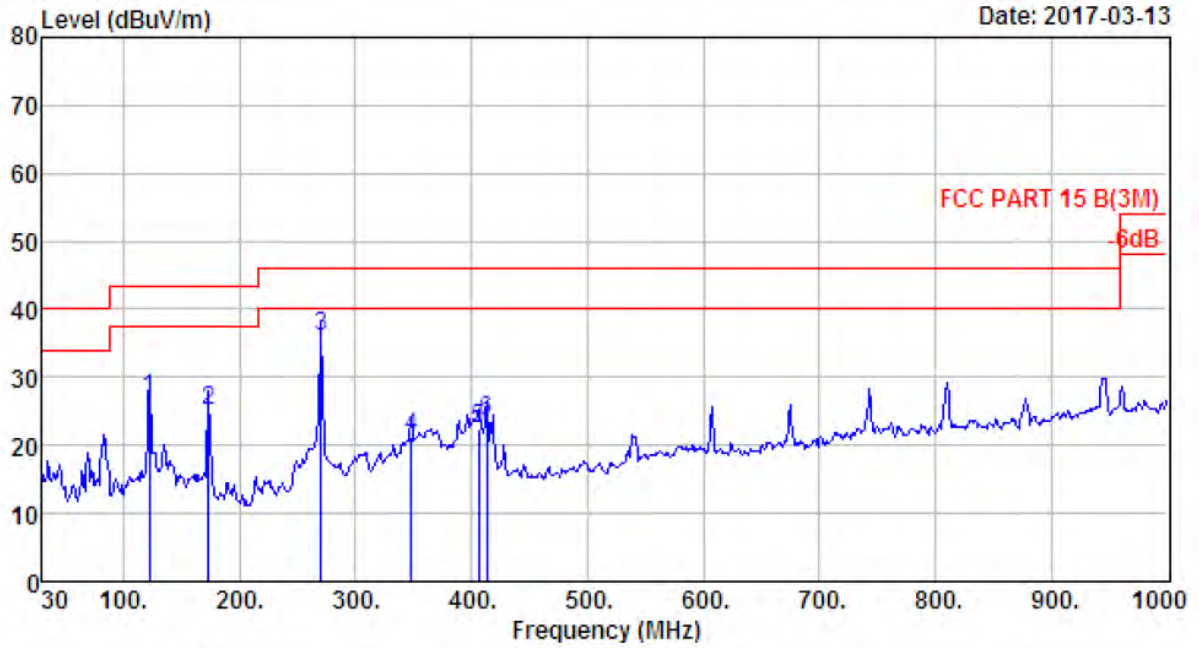
	Freq. (MHz)	ANT Factor (dB/m)	Cable Loss (dB)	Reading (dBuV)	Emission Level (dBuV/m)	Limit (dBuV/m)	Margin (dB)	Remark
1	82.38	7.34	1.25	13.43	22.02	40.00	17.98	QP
2	122.15	11.24	1.45	14.39	27.08	43.50	16.42	QP
3	173.56	9.03	1.68	13.59	24.30	43.50	19.20	QP
4	270.56	12.53	2.27	22.17	36.97	46.00	9.03	QP
5	364.65	14.65	2.63	4.83	22.11	46.00	23.89	QP
6	607.15	19.80	3.41	1.95	25.16	46.00	20.84	QP



Date: 2017-03-13

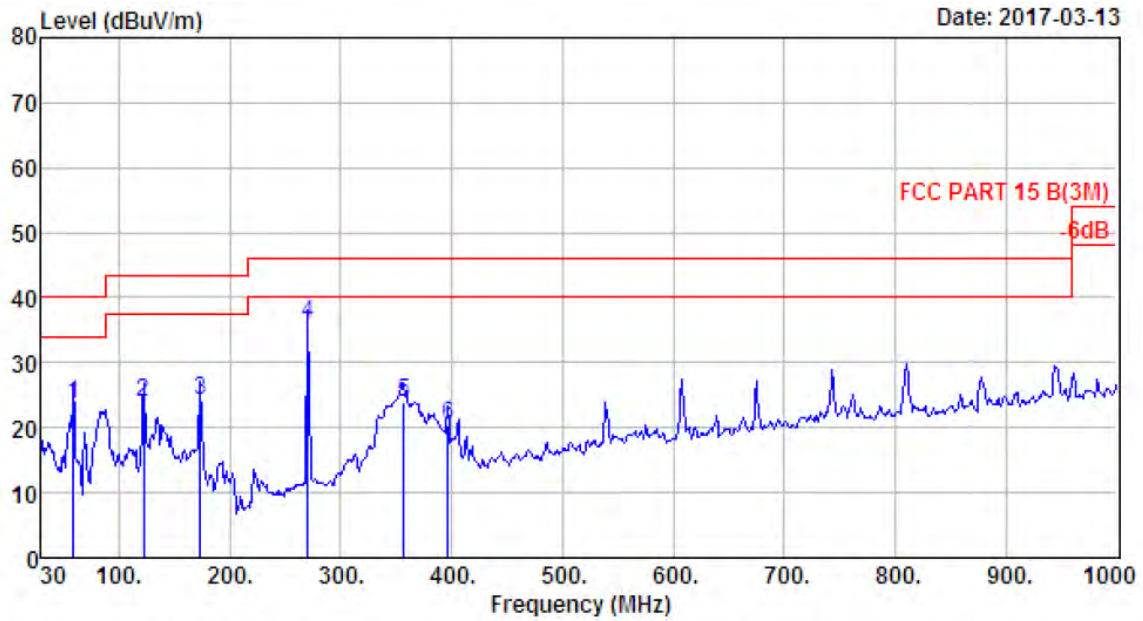
Site no. : 1# 966 Chamber Data no. : 238
 Dis. / Ant. : 3m 27137 Ant. pol. : HORIZONTAL
 Limit : FCC PART 15 B(3M)
 Env. / Ins. : Temp:23.6';Humi:56%;Press:101.52kPa
 Engineer : Tony
 EUI : Big Blue 200
 Power : DC 25V From Adapter Input AC 120V/60Hz
 M/N : AR108A4BKA
 Test Mode : IEEE 802.11b CH11 2462TX
 Antenna 2

	Freq. (MHz)	ANT Factor (dB/m)	Cable Loss (dB)	Reading (dBuV)	Emission Level (dBuV/m)	Limit (dBuV/m)	Margin (dB)	Remark
1	122.15	11.24	1.45	10.13	22.82	43.50	20.68	QP
2	173.56	9.03	1.68	14.39	25.10	43.50	18.40	QP
3	270.56	12.53	2.27	18.45	33.25	46.00	12.75	QP
4	348.16	14.41	2.53	7.17	24.11	46.00	21.89	QP
5	406.36	16.20	2.64	5.47	24.31	46.00	21.69	QP
6	413.15	16.29	2.69	5.53	24.51	46.00	21.49	QP



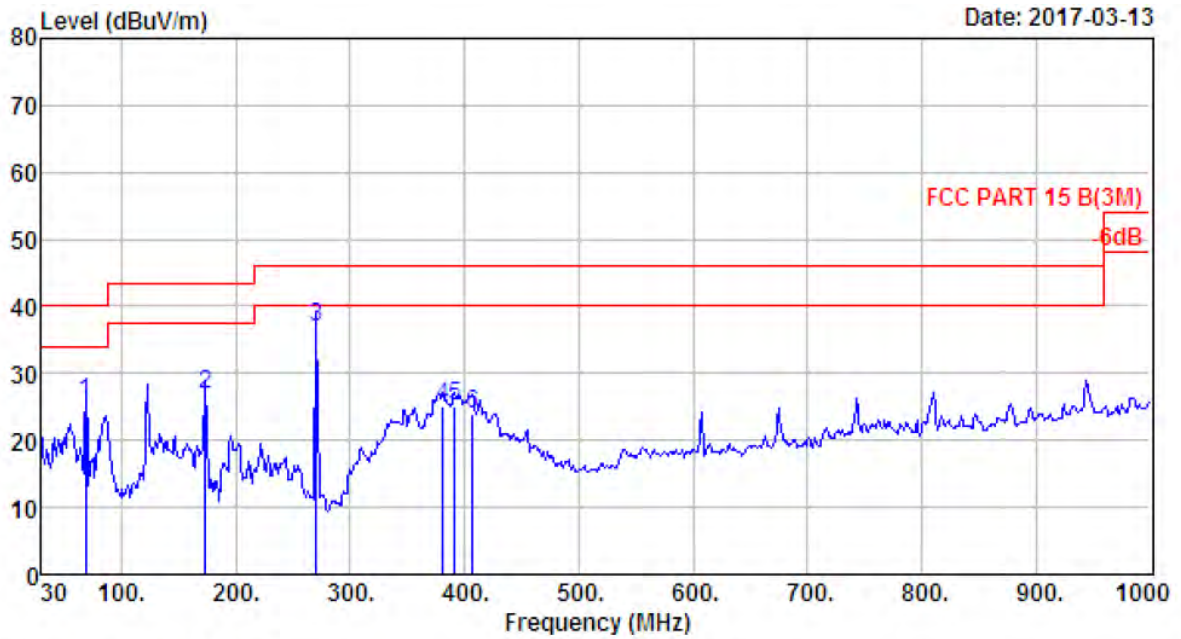
Site no. : 1# 966 Chamber Data no. : 239
 Dis. / Ant. : 3m 27137 Ant. pol. : HORIZONTAL
 Limit : FCC PART 15 B(3M)
 Env. / Ins. : Temp:23.6';Humi:56%;Press:101.52kPa
 Engineer : Tony
 EUT : Big Blue 200
 Power : DC 25V From Adapter Input AC 120V/60Hz
 M/N : AR108A4BKA
 Test Mode : IEEE 802.11g CH1 2412TX
 Antenna 2

	Freq. (MHz)	ANT Factor (dB/m)	Cable Loss (dB)	Reading (dBUV)	Emission Level (dBUV/m)	Limit (dBUV/m)	Margin (dB)	Remark
1	122.15	11.24	1.45	14.30	26.99	43.50	16.51	QP
2	173.56	9.03	1.68	14.39	25.10	43.50	18.40	QP
3	270.56	12.53	2.27	21.32	36.12	46.00	9.88	QP
4	348.16	14.41	2.53	4.17	21.11	46.00	24.89	QP
5	406.36	16.20	2.64	3.47	22.31	46.00	23.69	QP
6	413.15	16.29	2.69	4.53	23.51	46.00	22.49	QP



Site no. : 1# 966 Chamber Data no. : 240
 Dis. / Ant. : 3m 27137 Ant. pol. : VERTICAL
 Limit : FCC PART 15 B(3M)
 Env. / Ins. : Temp:23.6';Humi:56%;Press:101.52kPa
 Engineer : Tony
 EUT : Big Blue 200
 Power : DC 25V From Adapter Input AC 120V/60Hz
 M/N : AR108A4BKA
 Test Mode : IEEE 802.11g CH1 2412TX
 Antenna 2

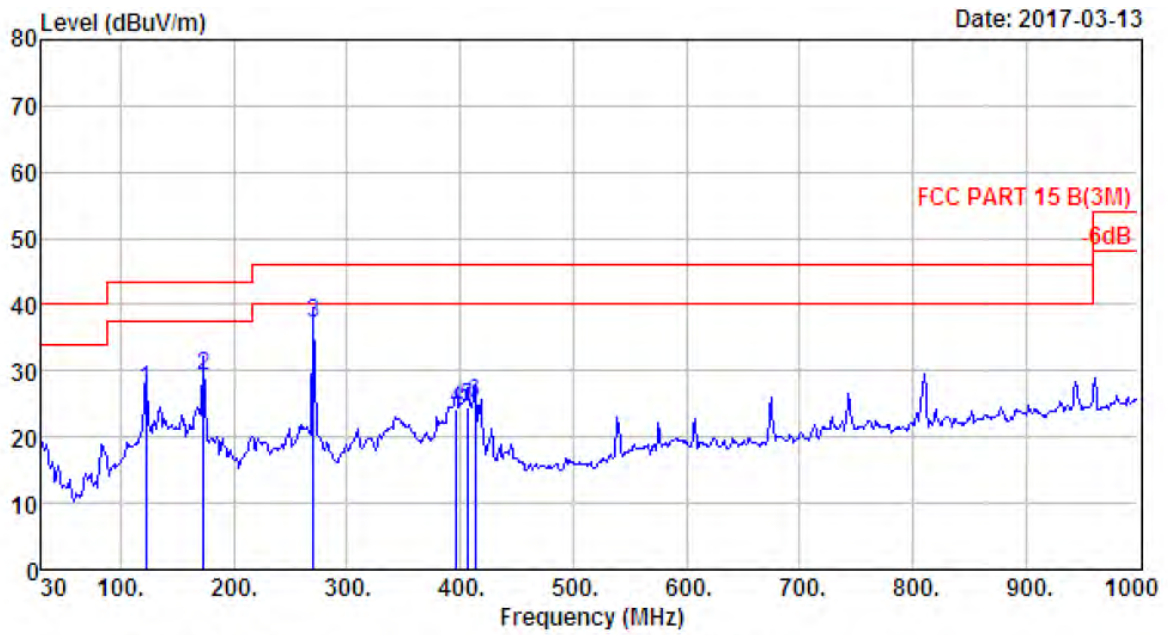
	Freq. (MHz)	ANT Factor (dB/m)	Cable Loss (dB)	Reading (dBuV)	Emission Level (dBuV/m)	Limit (dBuV/m)	Margin (dB)	Remark
1	59.10	4.80	1.00	17.92	23.72	40.00	16.28	QP
2	122.15	11.24	1.45	11.25	23.94	43.50	19.56	QP
3	173.56	9.03	1.68	13.41	24.12	43.50	19.38	QP
4	270.56	12.53	2.27	21.35	36.15	46.00	9.85	QP
5	356.89	14.46	2.56	6.80	23.82	46.00	22.18	QP
6	396.66	15.91	2.63	1.69	20.23	46.00	25.77	QP



Date: 2017-03-13

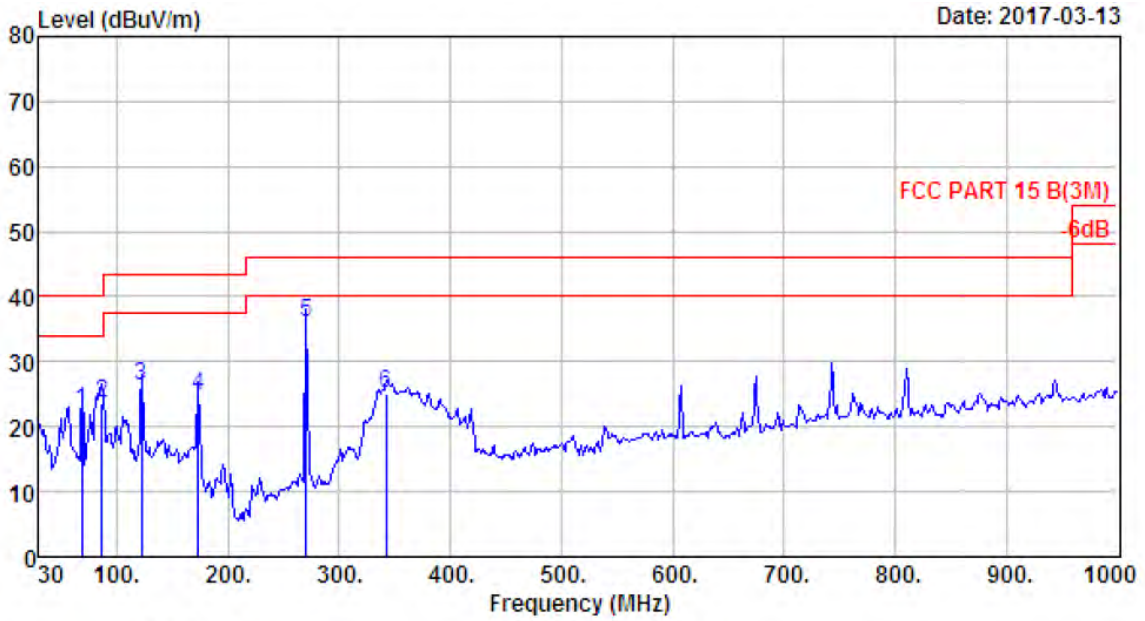
Site no. : 1# 966 Chamber Data no. : 241
 Dis. / Ant. : 3m 27137 Ant. pol. : VERTICAL
 Limit : FCC PART 15 B(3M)
 Env. / Ins. : Temp:23.6';Humi:56%;Press:101.52kPa
 Engineer : Tony
 EUT : Big Blue 200
 Power : DC 25V From Adapter Input AC 120V/60Hz
 M/N : AR108A4BKA
 Test Mode : IEEE 802.11g CH6 2437TX
 Antenna 2

	Freq. (MHz)	ANT Factor (dB/m)	Cable Loss (dB)	Reading (dBuV)	Emission Level (dBuV/m)	Limit (dBuV/m)	Margin (dB)	Remark
1	68.80	5.51	1.10	18.99	25.60	40.00	14.40	QP
2	173.56	9.03	1.68	16.23	26.94	43.50	16.56	QP
3	270.56	12.53	2.27	22.09	36.89	46.00	9.11	QP
4	381.14	15.06	2.67	7.41	25.14	46.00	20.86	QP
5	391.81	15.69	2.62	6.92	25.23	46.00	20.77	QP
6	407.33	16.22	2.67	5.03	23.92	46.00	22.08	QP



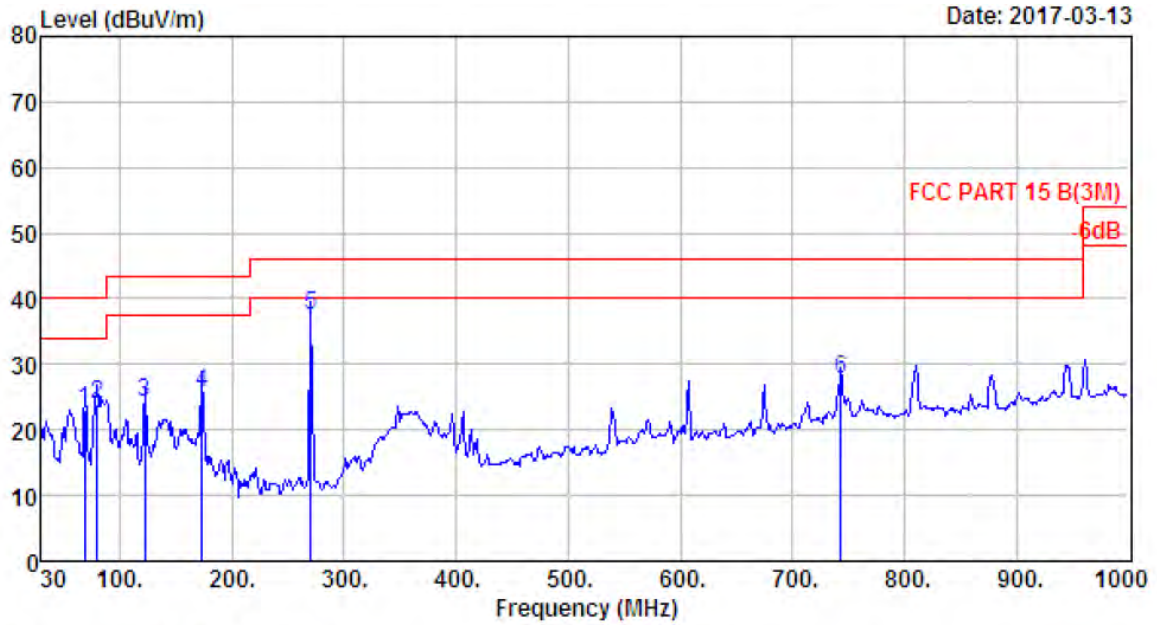
Site no. : 1# 966 Chamber Data no. : 243
 Dis. / Ant. : 3m 27137 Ant. pol. : HORIZONTAL
 Limit : FCC PART 15 B(3M)
 Env. / Ins. : Temp:23.6';Humi:56%;Press:101.52kPa
 Engineer : Tony
 EUT : Big Blue 200
 Power : DC 25V From Adapter Input AC 120V/60Hz
 M/N : AR108A4BKA
 Test Mode : IEEE 802.11g CH11 2462TX
 Antenna 2

	Freq. (MHz)	ANT Factor (dB/m)	Cable Loss (dB)	Reading (dBuV)	Emission Level (dBuV/m)	Limit (dBuV/m)	Margin (dB)	Remark
1	122.15	11.24	1.45	14.61	27.30	43.50	16.20	QP
2	173.56	9.03	1.68	18.51	29.22	43.50	14.28	QP
3	270.56	12.53	2.27	22.44	37.24	46.00	8.76	QP
4	396.66	15.91	2.63	5.57	24.11	46.00	21.89	QP
5	406.36	16.20	2.64	5.75	24.59	46.00	21.41	QP
6	413.15	16.29	2.69	6.00	24.98	46.00	21.02	QP



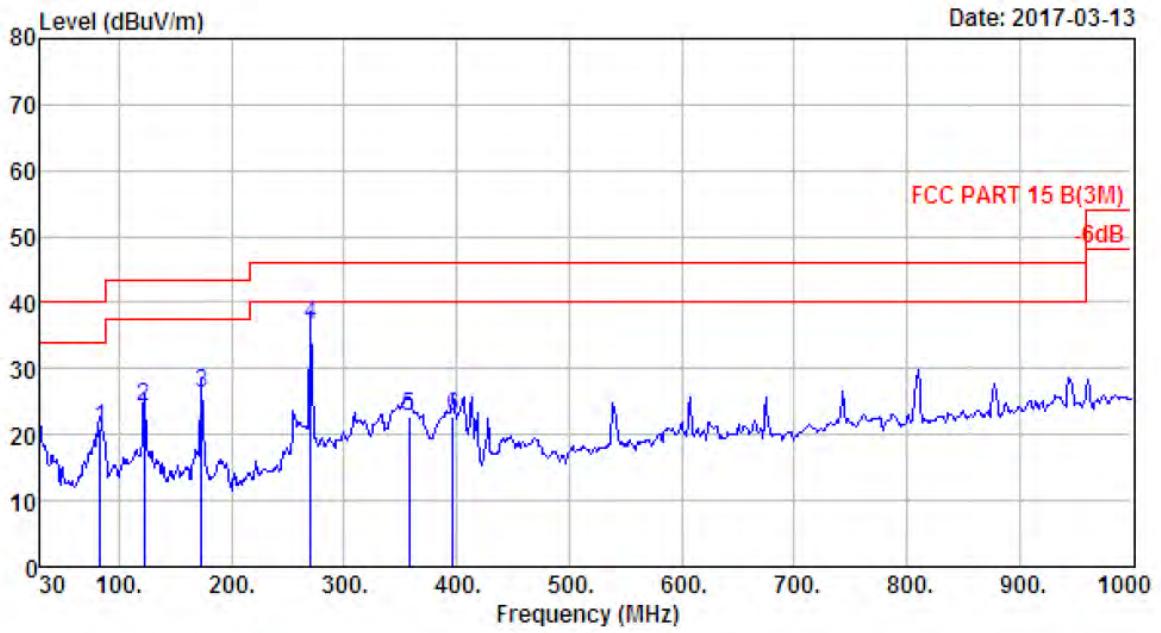
Site no. : 1# 966 Chamber Data no. : 244
 Dis. / Ant. : 3m 27137 Ant. pol. : VERTICAL
 Limit : FCC PART 15 B(3M)
 Env. / Ins. : Temp:23.6';Humi:56%;Press:101.52kPa
 Engineer : Tony
 EUT : Big Blue 200
 Power : DC 25V From Adapter Input AC 120V/60Hz
 M/N : AR108A4BKA
 Test Mode : IEEE 802.11g CH11 2462TX
 Antenna 2

	Freq. (MHz)	ANT Factor (dB/m)	Cable Loss (dB)	Reading (dBuV)	Emission Level (dBuV/m)	Limit (dBuV/m)	Margin (dB)	Remark
1	68.80	5.51	1.10	15.94	22.55	40.00	17.45	QP
2	86.26	7.84	1.24	14.41	23.49	40.00	16.51	QP
3	122.15	11.24	1.45	13.50	26.19	43.50	17.31	QP
4	173.56	9.03	1.68	14.21	24.92	43.50	18.58	QP
5	270.56	12.53	2.27	21.34	36.14	46.00	9.86	QP
6	342.34	14.22	2.54	8.28	25.04	46.00	20.96	QP



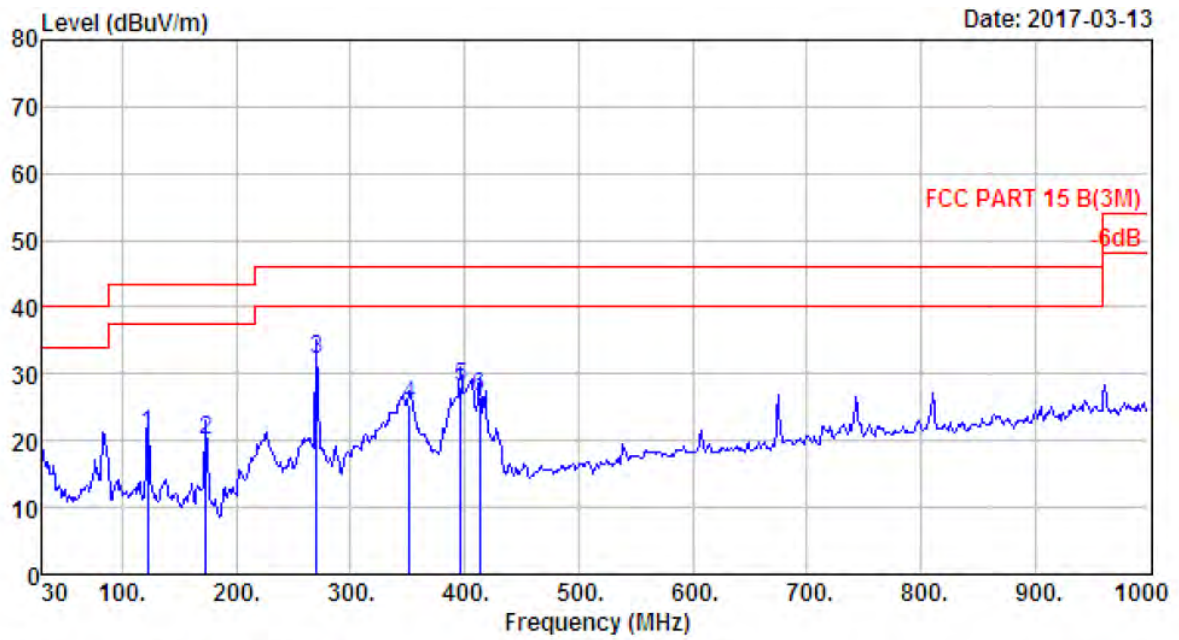
Site no. : 1# 966 Chamber Data no. : 245
 Dis. / Ant. : 3m 27137 Ant. pol. : VERTICAL
 Limit : FCC PART 15 B(3M)
 Env. / Ins. : Temp:23.6';Humi:56%;Press:101.52kPa
 Engineer : Tony
 EUT : Big Blue 200
 Power : DC 25V From Adapter Input AC 120V/60Hz
 M/N : AR108A4BKA
 Test Mode : IEEE 802.11n HT20 CH1 2412TX
 Antenna 2

	Freq. (MHz)	ANT Factor (dB/m)	Cable Loss (dB)	Reading (dBuV)	Emission Level (dBuV/m)	Limit (dBuV/m)	Margin (dB)	Remark
1	68.80	5.51	1.10	16.36	22.97	40.00	17.03	QP
2	79.47	6.98	1.24	15.65	23.87	40.00	16.13	QP
3	122.15	11.24	1.45	11.47	24.16	43.50	19.34	QP
4	173.56	9.03	1.68	15.11	25.82	43.50	17.68	QP
5	270.56	12.53	2.27	22.61	37.41	46.00	8.59	QP
6	742.95	22.31	3.86	1.46	27.63	46.00	18.37	QP



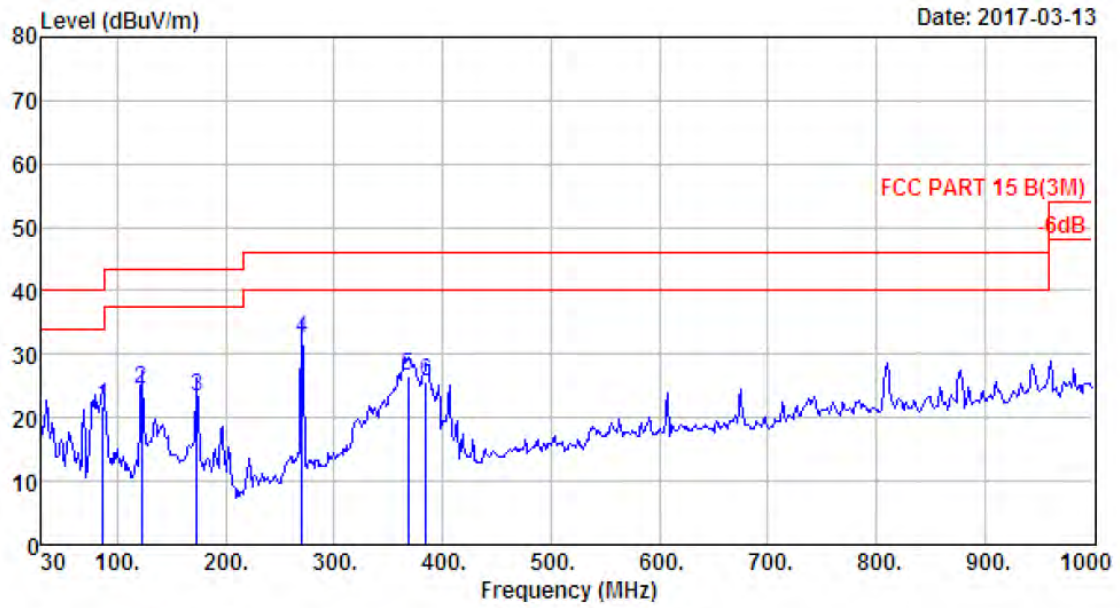
Site no. : 1# 966 Chamber Data no. : 246
 Dis. / Ant. : 3m 27137 Ant. pol. : HORIZONTAL
 Limit : FCC PART 15 B(3M)
 Env. / Ins. : Temp:23.6';Humi:56%;Press:101.52kPa
 Engineer : Tony
 EUT : Big Blue 200
 Power : DC 25V From Adapter Input AC 120V/60Hz
 M/N : AR108A4BKA
 Test Mode : IEEE 802.11n HT20 CH1 2412TX
 Antenna 2

	Freq. (MHz)	ANT Factor (dB/m)	Cable Loss (dB)	Reading (dBuV)	Emission Level (dBuV/m)	Limit (dBuV/m)	Margin (dB)	Remark
1	83.35	7.47	1.23	12.12	20.82	40.00	19.18	QP
2	122.15	11.24	1.45	11.50	24.19	43.50	19.31	QP
3	173.56	9.03	1.68	15.53	26.24	43.50	17.26	QP
4	270.56	12.53	2.27	21.82	36.62	46.00	9.38	QP
5	357.86	14.45	2.56	5.71	22.72	46.00	23.28	QP
6	396.66	15.91	2.63	4.29	22.83	46.00	23.17	QP



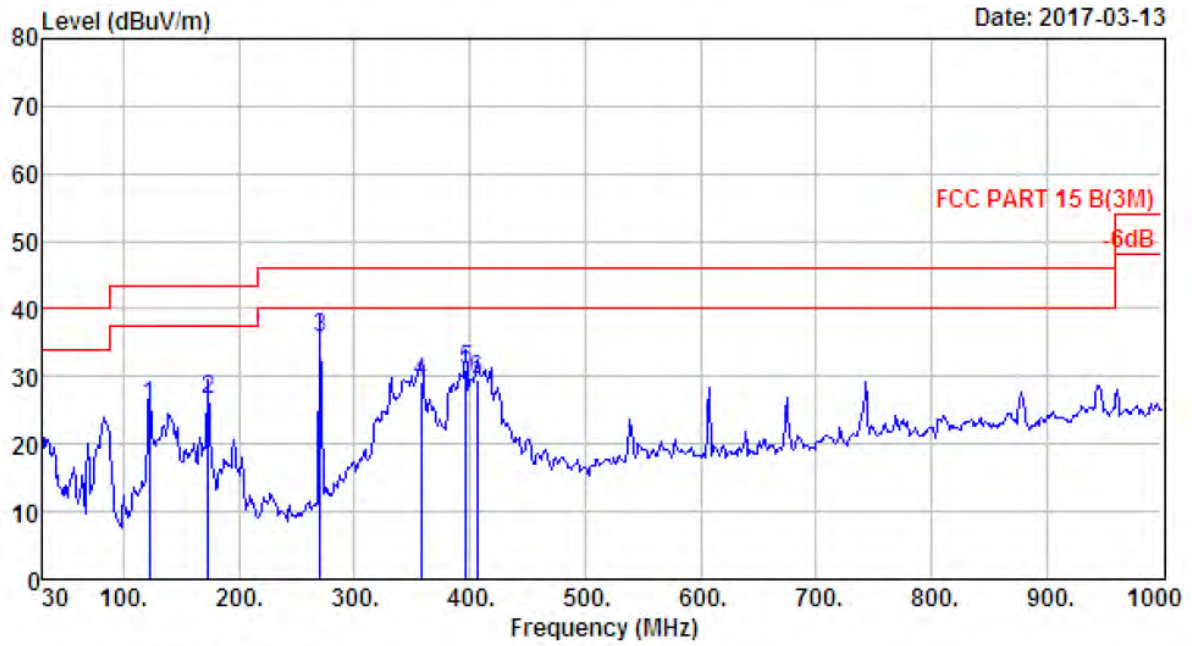
Site no. : 1# 966 Chamber Data no. : 247
 Dis. / Ant. : 3m 27137 Ant. pol. : HORIZONTAL
 Limit : FCC PART 15 B(3M)
 Env. / Ins. : Temp:23.6';Humi:56%;Press:101.52kPa
 Engineer : Tony
 EUT : Big Blue 200
 Power : DC 25V From Adapter Input AC 120V/60Hz
 M/N : AR108A4BKA
 Test Mode : IEEE 802.11n HT20 CH6 2437TX
 Antenna 2

	Freq. (MHz)	ANT Factor (dB/m)	Cable Loss (dB)	Reading (dBuV)	Emission Level (dBuV/m)	Limit (dBuV/m)	Margin (dB)	Remark
1	122.15	11.24	1.45	8.13	20.82	43.50	22.68	QP
2	173.56	9.03	1.68	9.40	20.11	43.50	23.39	QP
3	270.56	12.53	2.27	17.45	32.25	46.00	13.75	QP
4	352.04	14.47	2.53	8.37	25.37	46.00	20.63	QP
5	396.66	15.91	2.63	9.55	28.09	46.00	17.91	QP
6	413.15	16.29	2.69	7.61	26.59	46.00	19.41	QP



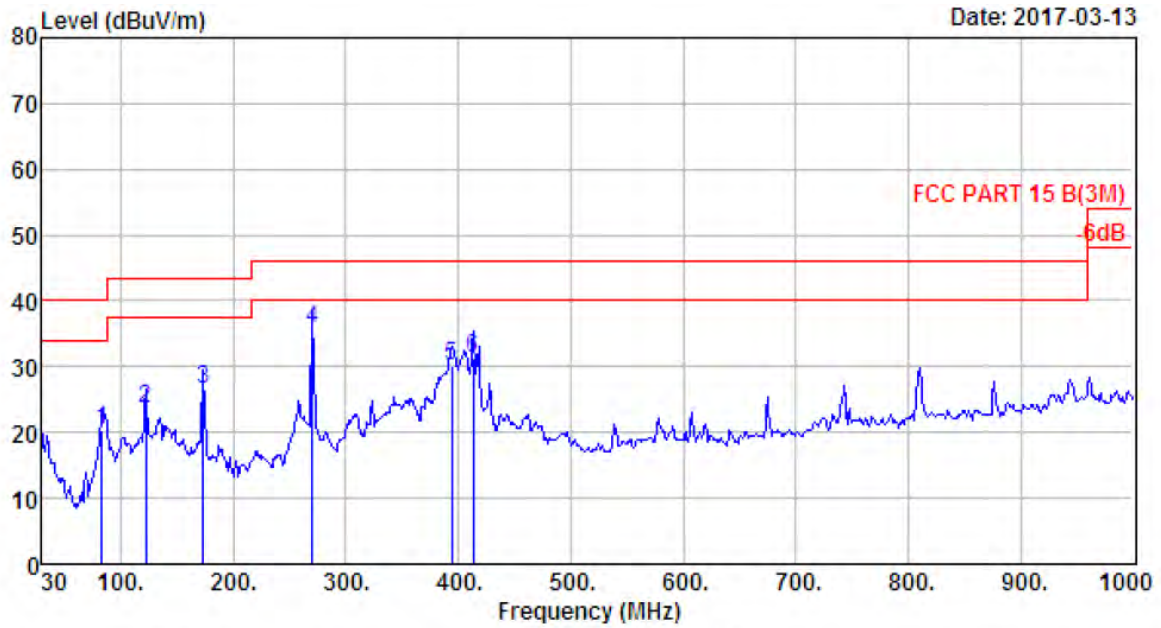
Site no. : 1# 966 Chamber Data no. : 248
 Dis. / Ant. : 3m 27137 Ant. pol. : VERTICAL
 Limit : FCC PART 15 B(3M)
 Env. / Ins. : Temp:23.6';Humi:56%;Press:101.52kPa
 Engineer : Tony
 EUT : Big Blue 200
 Power : DC 25V From Adapter Input AC 120V/60Hz
 M/N : AR108A4BKA
 Test Mode : IEEE 802.11n HT20 CH6 2437TX
 Antenna 2

	Freq. (MHz)	ANT Factor (dB/m)	Cable Loss (dB)	Reading (dBuV)	Emission Level (dBuV/m)	Limit (dBuV/m)	Margin (dB)	Remark
1	86.26	7.84	1.24	12.69	21.77	40.00	18.23	QP
2	122.15	11.24	1.45	11.67	24.36	43.50	19.14	QP
3	173.56	9.03	1.68	12.48	23.19	43.50	20.31	QP
4	270.56	12.53	2.27	17.70	32.50	46.00	13.50	QP
5	368.53	14.80	2.64	9.20	26.64	46.00	19.36	QP
6	385.02	15.30	2.64	7.71	25.65	46.00	20.35	QP



Site no. : 1# 966 Chamber Data no. : 249
 Dis. / Ant. : 3m 27137 Ant. pol. : VERTICAL
 Limit : FCC PART 15 B(3M)
 Env. / Ins. : Temp:23.6';Humi:56%;Press:101.52kPa
 Engineer : Tony
 EUT : Big Blue 200
 Power : DC 25V From Adapter Input AC 120V/60Hz
 M/N : AR108A4BKA
 Test Mode : IEEE 802.11n HT20 CH11 2462TX
 Antenna 2

	Freq. (MHz)	ANT Factor (dB/m)	Cable Loss (dB)	Reading (dBuV)	Emission Level (dBuV/m)	Limit (dBuV/m)	Margin (dB)	Remark
1	122.15	11.24	1.45	13.03	25.72	43.50	17.78	QP
2	173.56	9.03	1.68	15.81	26.52	43.50	16.98	QP
3	270.56	12.53	2.27	21.05	35.85	46.00	10.15	QP
4	357.86	14.45	2.56	12.09	29.10	46.00	16.90	QP
5	396.66	15.91	2.63	12.47	31.01	46.00	14.99	QP
6	406.36	16.20	2.64	10.65	29.49	46.00	16.51	QP



Site no. : site Data no. : 250
 Dis. / Ant. : 3m 27137 Ant. pol. : HORIZONTAL
 Limit : FCC PART 15 B(3M)
 Env. / Ins. : Temp:23.6';Humi:56%;Press:101.52kPa
 Engineer : Tony
 EUT : Big Blue 200
 Power : DC 25V From Adapter Input AC 120V/60Hz
 M/N : AR108A4BKA
 Test Mode : IEEE 802.11n HT20 CH11 2462TX
 Antenna 2

	Freq. (MHz)	ANT Factor (dB/m)	Cable Loss (dB)	Reading (dBuV)	Emission Level (dBuV/m)	Limit (dBuV/m)	Margin (dB)	Remark
1	83.35	7.47	1.23	11.61	20.31	40.00	19.69	QP
2	122.15	11.24	1.45	10.98	23.67	43.50	19.83	QP
3	173.56	9.03	1.68	15.73	26.44	43.50	17.06	QP
4	270.56	12.53	2.27	20.86	35.66	46.00	10.34	QP
5	393.75	15.78	2.58	11.76	30.12	46.00	15.88	QP
6	413.15	16.29	2.69	12.30	31.28	46.00	14.72	QP

1000-18000 MHz

Site no. : 1# 966 Chamber Data no. : 13
 Dis. / Ant. : 3m ANT 1-18G Ant. pol. : HORIZONTAL
 Limit : FCC PART 15C PEAK
 Env. / Ins. : Temp:23.6';Humi:56%;Press:101.52kPa
 Engineer : Tony
 EUT : Big Blue 200
 Power : DC 25V From Adapter Input AC 120V/60Hz
 M/N : AR108A4BKA
 Test Mode : IEEE 802.11b CH1 2412TX
 Antenna 1

	Freq. (MHz)	Ant. Factor (dB/m)	Cable Loss (dB)	Amp Factor (dB)	Reading (dBuV)	Emission Level (dBuV/m)	Limits (dBuV/m)	Margin (dB)	Remark
1	2412.00	27.60	6.64	34.64	106.07	105.67	74.00	-31.67	Peak
2	4824.00	31.28	11.84	35.66	44.06	51.52	74.00	22.48	Peak
3	7236.00	36.53	11.55	33.99	34.45	48.54	74.00	25.46	Peak
4	10163.00	38.39	11.50	34.56	29.72	45.05	74.00	28.95	Peak
5	14396.00	41.79	10.92	33.39	27.89	47.21	74.00	26.79	Peak
6	17779.00	44.28	11.12	30.57	24.62	49.45	74.00	24.55	Peak

Remarks: 1. Emission Level= Antenna Factor + Cable Loss - Amp Factor + Reading.
 2. The emission levels that are 20dB below the official limit are not reported.

Site no. : 1# 966 Chamber Data no. : 14
 Dis. / Ant. : 3m ANT 1-18G Ant. pol. : VERTICAL
 Limit : FCC PART 15C PEAK
 Env. / Ins. : Temp:23.6';Humi:56%;Press:101.52kPa
 Engineer : Tony
 EUT : Big Blue 200
 Power : DC 25V From Adapter Input AC 120V/60Hz
 M/N : AR108A4BKA
 Test Mode : IEEE 802.11b CH1 2412TX
 Antenna 1

	Freq. (MHz)	Ant. Factor (dB/m)	Cable Loss (dB)	Amp Factor (dB)	Reading (dBuV)	Emission Level (dBuV/m)	Limits (dBuV/m)	Margin (dB)	Remark
1	2412.00	27.60	6.64	34.64	95.91	95.51	74.00	-21.51	Peak
2	4824.00	31.28	11.84	35.66	41.80	49.26	74.00	24.74	Peak
3	7236.00	36.53	11.55	33.99	30.81	44.90	74.00	29.10	Peak
4	11370.00	39.28	11.02	33.51	29.85	46.64	74.00	27.36	Peak
5	13546.00	40.21	11.44	32.61	26.82	45.86	74.00	28.14	Peak
6	17830.00	44.78	11.18	30.50	23.14	48.60	74.00	25.40	Peak

Remarks: 1. Emission Level= Antenna Factor + Cable Loss - Amp Factor + Reading.
 2. The emission levels that are 20dB below the official limit are not reported.

Site no. : 1# 966 Chamber Data no. : 15
 Dis. / Ant. : 3m ANT 1-18G Ant. pol. : VERTICAL
 Limit : FCC PART 15C PEAK
 Env. / Ins. : Temp:23.6';Humi:56%;Press:101.52kPa
 Engineer : Tony
 EUT : Big Blue 200
 Power : DC 25V From Adapter Input AC 120V/60Hz
 M/N : AR108A4BKA
 Test Mode : IEEE 802.11b CH6 2437TX
 Antenna 1

	Freq. (MHz)	Ant. Factor (dB/m)	Cable Loss (dB)	Amp Factor (dB)	Reading (dBuV)	Emission Level (dBuV/m)	Limits (dBuV/m)	Margin (dB)	Remark
1	2437.00	27.60	6.67	34.85	95.97	95.39	74.00	-21.39	Peak
2	4874.00	31.37	12.07	35.76	41.11	48.79	74.00	25.21	Peak
3	7311.00	36.55	11.57	34.12	32.31	46.31	74.00	27.69	Peak
4	8684.00	37.32	11.45	33.66	30.27	45.38	74.00	28.62	Peak
5	13614.00	40.40	11.36	32.68	25.06	44.14	74.00	29.86	Peak
6	15484.00	37.94	11.09	32.90	27.57	43.70	74.00	30.30	Peak

Remarks: 1. Emission Level= Antenna Factor + Cable Loss - Amp Factor + Reading.
 2. The emission levels that are 20dB below the official limit are not reported.

Site no. : 1# 966 Chamber Data no. : 16
 Dis. / Ant. : 3m ANT 1-18G Ant. pol. : HORIZONTAL
 Limit : FCC PART 15C PEAK
 Env. / Ins. : Temp:23.6';Humi:56%;Press:101.52kPa
 Engineer : Tony
 EUT : Big Blue 200
 Power : DC 25V From Adapter Input AC 120V/60Hz
 M/N : AR108A4BKA
 Test Mode : IEEE 802.11b CH6 2437TX
 Antenna 1

	Freq. (MHz)	Ant. Factor (dB/m)	Cable Loss (dB)	Amp Factor (dB)	Reading (dBuV)	Emission Level (dBuV/m)	Limits (dBuV/m)	Margin (dB)	Remark
1	2437.00	27.60	6.67	34.85	107.37	106.79	74.00	-32.79	Peak
2	4874.00	31.37	12.07	35.76	43.13	50.81	74.00	23.19	Peak
3	7311.00	36.55	11.57	34.12	35.58	49.58	74.00	24.42	Peak
4	11319.00	39.31	11.06	33.39	30.07	47.05	74.00	26.95	Peak
5	13580.00	40.31	11.40	32.64	27.48	46.55	74.00	27.45	Peak
6	18000.00	46.45	11.38	32.12	23.42	49.13	74.00	24.87	Peak

Remarks: 1. Emission Level= Antenna Factor + Cable Loss - Amp Factor + Reading.
 2. The emission levels that are 20dB below the official limit are not reported.

Site no. : 1# 966 Chamber Data no. : 17
 Dis. / Ant. : 3m ANT 1-18G Ant. pol. : HORIZONTAL
 Limit : FCC PART 15C PEAK
 Env. / Ins. : Temp:23.6';Humi:56%;Press:101.52kPa
 Engineer : Tony
 EUT : Big Blue 200
 Power : DC 25V From Adapter Input AC 120V/60Hz
 M/N : AR108A4BKA
 Test Mode : IEEE 802.11b CH11 2462TX
 Antenna 1

	Freq. (MHz)	Ant. Factor (dB/m)	Cable Loss (dB)	Amp Factor (dB)	Reading (dBuV)	Emission Level (dBuV/m)	Limits (dBuV/m)	Margin (dB)	Remark
1	2462.00	27.58	6.69	34.98	107.24	106.53	74.00	-32.53	Peak
2	4924.00	31.45	12.29	35.91	39.62	47.45	74.00	26.55	Peak
3	7386.00	36.57	11.59	34.23	32.87	46.80	74.00	27.20	Peak
4	8684.00	37.32	11.45	33.66	28.87	43.98	74.00	30.02	Peak
5	14005.00	41.46	10.90	33.01	24.57	43.92	74.00	30.08	Peak
6	17864.00	45.12	11.22	30.66	20.29	45.97	74.00	28.03	Peak

Remarks: 1. Emission Level= Antenna Factor + Cable Loss - Amp Factor + Reading.
 2. The emission levels that are 20dB below the official limit are not reported.

Site no. : 1# 966 Chamber Data no. : 18
 Dis. / Ant. : 3m ANT 1-18G Ant. pol. : VERTICAL
 Limit : FCC PART 15C PEAK
 Env. / Ins. : Temp:23.6';Humi:56%;Press:101.52kPa
 Engineer : Tony
 EUT : Big Blue 200
 Power : DC 25V From Adapter Input AC 120V/60Hz
 M/N : AR108A4BKA
 Test Mode : IEEE 802.11b CH11 2462TX
 Antenna 1

	Freq. (MHz)	Ant. Factor (dB/m)	Cable Loss (dB)	Amp Factor (dB)	Reading (dBuV)	Emission Level (dBuV/m)	Limits (dBuV/m)	Margin (dB)	Remark
1	2462.00	27.58	6.69	34.98	97.94	97.23	74.00	-23.23	Peak
2	4924.00	31.45	12.29	35.91	41.29	49.12	74.00	24.88	Peak
3	7386.00	36.57	11.59	34.23	30.14	44.07	74.00	29.93	Peak
4	11166.00	39.41	11.17	33.31	27.39	44.66	74.00	29.34	Peak
5	14906.00	40.53	10.87	33.63	27.05	44.82	74.00	29.18	Peak
6	17337.00	40.97	10.86	31.21	25.80	46.42	74.00	27.58	Peak

Remarks: 1. Emission Level= Antenna Factor + Cable Loss - Amp Factor + Reading.
 2. The emission levels that are 20dB below the official limit are not reported.

Site no. : 1# 966 Chamber Data no. : 19
 Dis. / Ant. : 3m ANT 1-18G Ant. pol. : VERTICAL
 Limit : FCC PART 15C PEAK
 Env. / Ins. : Temp:23.6';Humi:56%;Press:101.52kPa
 Engineer : Tony
 EUT : Big Blue 200
 Power : DC 25V From Adapter Input AC 120V/60Hz
 M/N : AR108A4BKA
 Test Mode : IEEE 802.11g CH1 2412TX
 Antenna 1

	Freq. (MHz)	Ant. Factor (dB/m)	Cable Loss (dB)	Amp Factor (dB)	Reading (dBuV)	Emission Level (dBuV/m)	Limits (dBuV/m)	Margin (dB)	Remark
1	2412.00	27.60	6.64	34.64	96.65	96.25	74.00	-22.25	Peak
2	4824.00	31.28	11.84	35.66	37.93	45.39	74.00	28.61	Peak
3	7236.00	36.53	11.55	33.99	28.61	42.70	74.00	31.30	Peak
4	11234.00	39.37	11.12	33.25	23.48	40.72	74.00	33.28	Peak
5	14906.00	40.53	10.87	33.63	26.07	43.84	74.00	30.16	Peak
6	17490.00	41.55	10.81	31.86	26.92	47.42	74.00	26.58	Peak

Remarks: 1. Emission Level= Antenna Factor + Cable Loss - Amp Factor + Reading.
 2. The emission levels that are 20dB below the official limit are not reported.

Site no. : 1# 966 Chamber Data no. : 20
 Dis. / Ant. : 3m ANT 1-18G Ant. pol. : HORIZONTAL
 Limit : FCC PART 15C PEAK
 Env. / Ins. : Temp:23.6';Humi:56%;Press:101.52kPa
 Engineer : Tony
 EUT : Big Blue 200
 Power : DC 25V From Adapter Input AC 120V/60Hz
 M/N : AR108A4BKA
 Test Mode : IEEE 802.11g CH1 2412TX
 Antenna 1

	Freq. (MHz)	Ant. Factor (dB/m)	Cable Loss (dB)	Amp Factor (dB)	Reading (dBuV)	Emission Level (dBuV/m)	Limits (dBuV/m)	Margin (dB)	Remark
1	2412.00	27.60	6.64	34.64	106.07	105.67	74.00	-31.67	Peak
2	4824.00	31.28	11.84	35.66	38.45	45.91	74.00	28.09	Peak
3	7236.00	36.53	11.55	33.99	30.36	44.45	74.00	29.55	Peak
4	11234.00	39.37	11.12	33.25	22.39	39.63	74.00	34.37	Peak
5	14345.00	41.76	10.92	33.39	23.91	43.20	74.00	30.80	Peak
6	17966.00	46.12	11.34	31.76	19.32	45.02	74.00	28.98	Peak

Remarks: 1. Emission Level= Antenna Factor + Cable Loss - Amp Factor + Reading.
 2. The emission levels that are 20dB below the official limit are not reported.

Site no. : 1# 966 Chamber Data no. : 21
 Dis. / Ant. : 3m ANT 1-18G Ant. pol. : VERTICAL
 Limit : FCC PART 15C PEAK
 Env. / Ins. : Temp:23.6';Humi:56%;Press:101.52kPa
 Engineer : Tony
 EUT : Big Blue 200
 Power : DC 25V From Adapter Input AC 120V/60Hz
 M/N : AR108A4BKA
 Test Mode : IEEE 802.11g CH6 2437TX
 Antenna 1

	Freq. (MHz)	Ant. Factor (dB/m)	Cable Loss (dB)	Amp Factor (dB)	Reading (dBuV)	Emission Level (dBuV/m)	Limits (dBuV/m)	Margin (dB)	Remark
1	2437.00	27.60	6.67	34.85	96.39	95.81	74.00	-21.81	Peak
2	4874.00	31.37	12.07	35.76	37.62	45.30	74.00	28.70	Peak
3	7311.00	36.55	11.57	34.12	27.77	41.77	74.00	32.23	Peak
4	11200.00	39.39	11.14	33.24	24.29	41.58	74.00	32.42	Peak
5	14328.00	41.74	10.92	33.40	24.22	43.48	74.00	30.52	Peak
6	18000.00	46.45	11.38	32.12	21.57	47.28	74.00	26.72	Peak

Remarks: 1. Emission Level= Antenna Factor + Cable Loss - Amp Factor + Reading.
 2. The emission levels that are 20dB below the official limit are not reported.

Site no. : 1# 966 Chamber Data no. : 22
 Dis. / Ant. : 3m ANT 1-18G Ant. pol. : HORIZONTAL
 Limit : FCC PART 15C PEAK
 Env. / Ins. : Temp:23.6';Humi:56%;Press:101.52kPa
 Engineer : Tony
 EUT : Big Blue 200
 Power : DC 25V From Adapter Input AC 120V/60Hz
 M/N : AR108A4BKA
 Test Mode : IEEE 802.11g CH6 2437TX
 Antenna 1

	Freq. (MHz)	Ant. Factor (dB/m)	Cable Loss (dB)	Amp Factor (dB)	Reading (dBuV)	Emission Level (dBuV/m)	Limits (dBuV/m)	Margin (dB)	Remark
1	2437.00	27.60	6.67	34.85	100.85	100.27	74.00	-26.27	Peak
2	4874.00	31.37	12.07	35.76	40.35	48.03	74.00	25.97	Peak
3	7311.00	36.55	11.57	34.12	27.80	41.80	74.00	32.20	Peak
4	11064.00	39.48	11.24	33.83	25.39	42.28	74.00	31.72	Peak
5	14056.00	41.51	10.90	33.06	23.42	42.77	74.00	31.23	Peak
6	17269.00	40.78	10.89	31.60	22.90	42.97	74.00	31.03	Peak

Remarks: 1. Emission Level= Antenna Factor + Cable Loss - Amp Factor + Reading.
 2. The emission levels that are 20dB below the official limit are not reported.

Site no. : 1# 966 Chamber Data no. : 23
 Dis. / Ant. : 3m ANT 1-18G Ant. pol. : HORIZONTAL
 Limit : FCC PART 15C PEAK
 Env. / Ins. : Temp:23.6';Humi:56%;Press:101.52kPa
 Engineer : Tony
 EUT : Big Blue 200
 Power : DC 25V From Adapter Input AC 120V/60Hz
 M/N : AR108A4BKA
 Test Mode : IEEE 802.11g CH11 2462TX
 Antenna 1

	Freq. (MHz)	Ant. Factor (dB/m)	Cable Loss (dB)	Amp Factor (dB)	Reading (dBuV)	Emission Level (dBuV/m)	Limits (dBuV/m)	Margin (dB)	Remark
1	2462.00	27.58	6.69	34.98	105.47	104.76	74.00	-30.76	Peak
2	4924.00	31.45	12.29	35.91	39.18	47.01	74.00	26.99	Peak
3	7386.00	36.57	11.59	34.23	30.82	44.75	74.00	29.25	Peak
4	8684.00	37.32	11.45	33.66	28.15	43.26	74.00	30.74	Peak
5	13920.00	41.26	11.00	33.00	24.83	44.09	74.00	29.91	Peak
6	17796.00	44.45	11.14	30.45	18.47	43.61	74.00	30.39	Peak

Remarks: 1. Emission Level= Antenna Factor + Cable Loss - Amp Factor + Reading.
 2. The emission levels that are 20dB below the official limit are not reported.

Site no. : 1# 966 Chamber Data no. : 24
 Dis. / Ant. : 3m ANT 1-18G Ant. pol. : VERTICAL
 Limit : FCC PART 15C PEAK
 Env. / Ins. : Temp:23.6';Humi:56%;Press:101.52kPa
 Engineer : Tony
 EUT : Big Blue 200
 Power : DC 25V From Adapter Input AC 120V/60Hz
 M/N : AR108A4BKA
 Test Mode : IEEE 802.11g CH11 2462TX
 Antenna 1

	Freq. (MHz)	Ant. Factor (dB/m)	Cable Loss (dB)	Amp Factor (dB)	Reading (dBuV)	Emission Level (dBuV/m)	Limits (dBuV/m)	Margin (dB)	Remark
1	2462.00	27.58	6.69	34.98	98.52	97.81	74.00	-23.81	Peak
2	4924.00	31.45	12.29	35.91	38.69	46.52	74.00	27.48	Peak
3	7386.00	36.57	11.59	34.23	28.77	42.70	74.00	31.30	Peak
4	12203.00	38.68	11.20	33.58	26.10	42.40	74.00	31.60	Peak
5	13954.00	41.35	10.96	32.99	27.54	46.86	74.00	27.14	Peak
6	17898.00	45.45	11.26	30.94	21.70	47.47	74.00	26.53	Peak

Remarks: 1. Emission Level= Antenna Factor + Cable Loss - Amp Factor + Reading.
 2. The emission levels that are 20dB below the official limit are not reported.

Site no. : 1# 966 Chamber Data no. : 25
 Dis. / Ant. : 3m ANT 1-18G Ant. pol. : VERTICAL
 Limit : FCC PART 15C PEAK
 Env. / Ins. : Temp:23.6';Humi:56%;Press:101.52kPa
 Engineer : Tony
 EUT : Big Blue 200
 Power : DC 25V From Adapter Input AC 120V/60Hz
 M/N : AR108A4BKA
 Test Mode : IEEE 802.11n HT20 CH1 2412TX
 Antenna 1

	Freq. (MHz)	Ant. Factor (dB/m)	Cable Loss (dB)	Amp Factor (dB)	Reading (dBuV)	Emission Level (dBuV/m)	Limits (dBuV/m)	Margin (dB)	Remark
1	2412.00	27.60	6.64	34.64	91.40	91.00	74.00	-17.00	Peak
2	4824.00	31.28	11.84	35.66	40.58	48.04	74.00	25.96	Peak
3	7236.00	36.53	11.55	33.99	29.40	43.49	74.00	30.51	Peak
4	10316.00	38.65	11.41	34.51	26.80	42.35	74.00	31.65	Peak
5	14175.00	41.61	10.91	33.35	21.78	40.95	74.00	33.05	Peak
6	17932.00	45.78	11.30	31.26	20.02	45.84	74.00	28.16	Peak

Remarks: 1. Emission Level= Antenna Factor + Cable Loss - Amp Factor + Reading.
 2. The emission levels that are 20dB below the official limit are not reported.

Site no. : 1# 966 Chamber Data no. : 26
 Dis. / Ant. : 3m ANT 1-18G Ant. pol. : HORIZONTAL
 Limit : FCC PART 15C PEAK
 Env. / Ins. : Temp:23.6';Humi:56%;Press:101.52kPa
 Engineer : Tony
 EUT : Big Blue 200
 Power : DC 25V From Adapter Input AC 120V/60Hz
 M/N : AR108A4BKA
 Test Mode : IEEE 802.11n HT20 CH1 2412TX
 Antenna 1

	Freq. (MHz)	Ant. Factor (dB/m)	Cable Loss (dB)	Amp Factor (dB)	Reading (dBuV)	Emission Level (dBuV/m)	Limits (dBuV/m)	Margin (dB)	Remark
1	2412.00	27.60	6.64	34.64	102.14	101.74	74.00	-27.74	Peak
2	4824.00	31.28	11.84	35.66	41.12	48.58	74.00	25.42	Peak
3	7236.00	36.53	11.55	33.99	33.14	47.23	74.00	26.77	Peak
4	8684.00	37.32	11.45	33.66	29.30	44.41	74.00	29.59	Peak
5	13274.00	39.54	11.47	32.92	27.60	45.69	74.00	28.31	Peak
6	17847.00	44.95	11.20	30.52	20.51	46.14	74.00	27.86	Peak

Remarks: 1. Emission Level= Antenna Factor + Cable Loss - Amp Factor + Reading.
 2. The emission levels that are 20dB below the official limit are not reported.

Site no. : 1# 966 Chamber Data no. : 27
 Dis. / Ant. : 3m ANT 1-18G Ant. pol. : VERTICAL
 Limit : FCC PART 15C PEAK
 Env. / Ins. : Temp:23.6';Humi:56%;Press:101.52kPa
 Engineer : Tony
 EUT : Big Blue 200
 Power : DC 25V From Adapter Input AC 120V/60Hz
 M/N : AR108A4BKA
 Test Mode : IEEE 802.11n HT20 CH6 2437TX
 Antenna 1

	Freq. (MHz)	Ant. Factor (dB/m)	Cable Loss (dB)	Amp Factor (dB)	Reading (dBuV)	Emission Level (dBuV/m)	Limits (dBuV/m)	Margin (dB)	Remark
1	2437.00	27.60	6.67	34.85	105.01	104.43	74.00	-30.43	Peak
2	4874.00	31.37	12.07	35.76	40.30	47.98	74.00	26.02	Peak
3	7311.00	36.55	11.57	34.12	33.24	47.24	74.00	26.76	Peak
4	12390.00	38.73	11.01	33.44	25.42	41.72	74.00	32.28	Peak
5	14957.00	40.36	10.87	33.57	27.39	45.05	74.00	28.95	Peak
6	17779.00	44.28	11.12	30.57	21.24	46.07	74.00	27.93	Peak

Remarks: 1. Emission Level= Antenna Factor + Cable Loss - Amp Factor + Reading.
 2. The emission levels that are 20dB below the official limit are not reported.

Site no. : 1# 966 Chamber Data no. : 28
 Dis. / Ant. : 3m ANT 1-18G Ant. pol. : HORIZONTAL
 Limit : FCC PART 15C PEAK
 Env. / Ins. : Temp:23.6';Humi:56%;Press:101.52kPa
 Engineer : Tony
 EUT : Big Blue 200
 Power : DC 25V From Adapter Input AC 120V/60Hz
 M/N : AR108A4BKA
 Test Mode : IEEE 802.11n HT20 CH6 2437TX
 Antenna 1

	Freq. (MHz)	Ant. Factor (dB/m)	Cable Loss (dB)	Amp Factor (dB)	Reading (dBuV)	Emission Level (dBuV/m)	Limits (dBuV/m)	Margin (dB)	Remark
1	2437.00	27.60	6.67	34.85	105.84	105.26	74.00	-31.26	Peak
2	4874.00	31.37	12.07	35.76	39.42	47.10	74.00	26.90	Peak
3	7311.00	36.55	11.57	34.12	34.36	48.36	74.00	25.64	Peak
4	10826.00	39.33	11.30	34.00	28.29	44.92	74.00	29.08	Peak
5	14277.00	41.70	10.92	33.42	25.41	44.61	74.00	29.39	Peak
6	15535.00	37.80	11.07	33.03	28.05	43.89	74.00	30.11	Peak

Remarks: 1. Emission Level= Antenna Factor + Cable Loss - Amp Factor + Reading.
 2. The emission levels that are 20dB below the official limit are not reported.

Site no. : 1# 966 Chamber Data no. : 29
 Dis. / Ant. : 3m ANT 1-18G Ant. pol. : HORIZONTAL
 Limit : FCC PART 15C PEAK
 Env. / Ins. : Temp:23.6';Humi:56%;Press:101.52kPa
 Engineer : Tony
 EUT : Big Blue 200
 Power : DC 25V From Adapter Input AC 120V/60Hz
 M/N : AR108A4BKA
 Test Mode : IEEE 802.11n HT20 CH11 2462TX
 Antenna 1

	Freq. (MHz)	Ant. Factor (dB/m)	Cable Loss (dB)	Amp Factor (dB)	Reading (dBuV)	Emission Level (dBuV/m)	Limits (dBuV/m)	Margin (dB)	Remark
1	2462.00	27.58	6.69	34.98	104.25	103.54	74.00	-29.54	Peak
2	4924.00	31.45	12.29	35.91	38.89	46.72	74.00	27.28	Peak
3	7386.00	36.57	11.59	34.23	30.90	44.83	74.00	29.17	Peak
4	9874.00	38.15	11.62	35.01	28.81	43.57	74.00	30.43	Peak
5	13733.00	40.74	11.22	32.98	23.40	42.38	74.00	31.62	Peak
6	17966.00	46.12	11.34	31.76	20.31	46.01	74.00	27.99	Peak

Remarks: 1. Emission Level= Antenna Factor + Cable Loss - Amp Factor + Reading.
 2. The emission levels that are 20dB below the official limit are not reported.

Site no. : 1# 966 Chamber Data no. : 30
 Dis. / Ant. : 3m ANT 1-18G Ant. pol. : VERTICAL
 Limit : FCC PART 15C PEAK
 Env. / Ins. : Temp:23.6';Humi:56%;Press:101.52kPa
 Engineer : Tony
 EUT : Big Blue 200
 Power : DC 25V From Adapter Input AC 120V/60Hz
 M/N : AR108A4BKA
 Test Mode : IEEE 802.11n HT20 CH11 2462TX
 Antenna 1

	Freq. (MHz)	Ant. Factor (dB/m)	Cable Loss (dB)	Amp Factor (dB)	Reading (dBuV)	Emission Level (dBuV/m)	Limits (dBuV/m)	Margin (dB)	Remark
1	2462.00	27.58	6.69	34.98	94.58	93.87	74.00	-19.87	Peak
2	4924.00	31.45	12.29	35.91	41.43	49.26	74.00	24.74	Peak
3	7386.00	36.57	11.59	34.23	28.09	42.02	74.00	31.98	Peak
4	11353.00	39.29	11.03	33.48	25.87	42.71	74.00	31.29	Peak
5	14974.00	40.30	10.86	33.58	25.56	43.14	74.00	30.86	Peak
6	17847.00	44.95	11.20	30.52	20.34	45.97	74.00	28.03	Peak

Remarks: 1. Emission Level= Antenna Factor + Cable Loss - Amp Factor + Reading.
 2. The emission levels that are 20dB below the official limit are not reported.

Site no. : 1# 966 Chamber Data no. : 43
 Dis. / Ant. : 3m ANT 1-18G Ant. pol. : VERTICAL
 Limit : FCC PART 15C PEAK
 Env. / Ins. : Temp:23.6';Humi:56%;Press:101.52kPa
 Engineer : Tony
 EUT : Big Blue 200
 Power : DC 25V From Adapter Input AC 120V/60Hz
 M/N : AR108A4BKA
 Test Mode : IEEE 802.11b CH1 2412TX
 Antenna 2

	Freq. (MHz)	Ant. Factor (dB/m)	Cable Loss (dB)	Amp Factor (dB)	Reading (dBuV)	Emission Level (dBuV/m)	Limits (dBuV/m)	Margin (dB)	Remark
1	2412.00	27.60	6.64	34.64	102.63	102.23	74.00	-28.23	Peak
2	4824.00	31.28	11.84	35.66	37.91	45.37	74.00	28.63	Peak
3	7236.00	36.53	11.55	33.99	26.55	40.64	74.00	33.36	Peak
4	10860.00	39.37	11.30	34.03	24.81	41.45	74.00	32.55	Peak
5	14005.00	41.46	10.90	33.01	25.97	45.32	74.00	28.68	Peak
6	17966.00	46.12	11.34	31.76	20.19	45.89	74.00	28.11	Peak

Remarks: 1. Emission Level= Antenna Factor + Cable Loss - Amp Factor + Reading.
 2. The emission levels that are 20dB below the official limit are not reported.

Site no. : 1# 966 Chamber Data no. : 44
 Dis. / Ant. : 3m ANT 1-18G Ant. pol. : HORIZONTAL
 Limit : FCC PART 15C PEAK
 Env. / Ins. : Temp:23.6';Humi:56%;Press:101.52kPa
 Engineer : Tony
 EUT : Big Blue 200
 Power : DC 25V From Adapter Input AC 120V/60Hz
 M/N : AR108A4BKA
 Test Mode : IEEE 802.11b CH1 2412TX
 Antenna 2

	Freq. (MHz)	Ant. Factor (dB/m)	Cable Loss (dB)	Amp Factor (dB)	Reading (dBuV)	Emission Level (dBuV/m)	Limits (dBuV/m)	Margin (dB)	Remark
1	2412.00	27.60	6.64	34.64	107.28	106.88	74.00	-32.88	Peak
2	4824.00	31.28	11.84	35.66	38.07	45.53	74.00	28.47	Peak
3	7236.00	36.53	11.55	33.99	29.02	43.11	74.00	30.89	Peak
4	11030.00	39.50	11.27	33.98	26.06	42.85	74.00	31.15	Peak
5	13325.00	39.66	11.48	32.94	24.83	43.03	74.00	30.97	Peak
6	15280.00	38.90	10.99	33.54	25.82	42.17	74.00	31.83	Peak

Remarks: 1. Emission Level= Antenna Factor + Cable Loss - Amp Factor + Reading.
 2. The emission levels that are 20dB below the official limit are not reported.

Site no. : 1# 966 Chamber Data no. : 45
 Dis. / Ant. : 3m ANT 1-18G Ant. pol. : VERTICAL
 Limit : FCC PART 15C PEAK
 Env. / Ins. : Temp:23.6';Humi:56%;Press:101.52kPa
 Engineer : Tony
 EUT : Big Blue 200
 Power : DC 25V From Adapter Input AC 120V/60Hz
 M/N : AR108A4BKA
 Test Mode : IEEE 802.11b CH6 2437TX
 Antenna 2

	Freq. (MHz)	Ant. Factor (dB/m)	Cable Loss (dB)	Amp Factor (dB)	Reading (dBuV)	Emission Level (dBuV/m)	Limits (dBuV/m)	Margin (dB)	Remark
1	2437.00	27.60	6.67	34.85	103.35	102.77	74.00	-28.77	Peak
2	4874.00	31.37	12.07	35.76	38.52	46.20	74.00	27.80	Peak
3	7311.00	36.55	11.57	34.12	29.59	43.59	74.00	30.41	Peak
4	10945.00	39.46	11.29	34.13	30.38	47.00	74.00	27.00	Peak
5	14515.00	41.89	10.93	33.57	25.67	44.92	74.00	29.08	Peak
6	17830.00	44.78	11.18	30.50	23.89	49.35	74.00	24.65	Peak

Remarks: 1. Emission Level= Antenna Factor + Cable Loss - Amp Factor + Reading.
 2. The emission levels that are 20dB below the official limit are not reported.

Site no. : 1# 966 Chamber Data no. : 46
 Dis. / Ant. : 3m ANT 1-18G Ant. pol. : HORIZONTAL
 Limit : FCC PART 15C PEAK
 Env. / Ins. : Temp:23.6';Humi:56%;Press:101.52kPa
 Engineer : Tony
 EUT : Big Blue 200
 Power : DC 25V From Adapter Input AC 120V/60Hz
 M/N : AR108A4BKA
 Test Mode : IEEE 802.11b CH6 2437TX
 Antenna 2

	Freq. (MHz)	Ant. Factor (dB/m)	Cable Loss (dB)	Amp Factor (dB)	Reading (dBuV)	Emission Level (dBuV/m)	Limits (dBuV/m)	Margin (dB)	Remark
1	2437.00	27.60	6.67	34.85	108.09	107.51	74.00	-33.51	Peak
2	4874.00	31.37	12.07	35.76	41.01	48.69	74.00	25.31	Peak
3	7311.00	36.55	11.57	34.12	33.94	47.94	74.00	26.06	Peak
4	11200.00	39.39	11.14	33.24	27.79	45.08	74.00	28.92	Peak
5	14566.00	41.71	10.92	33.66	27.81	46.78	74.00	27.22	Peak
6	16844.00	39.29	10.84	32.55	27.99	45.57	74.00	28.43	Peak

Remarks: 1. Emission Level= Antenna Factor + Cable Loss - Amp Factor + Reading.
 2. The emission levels that are 20dB below the official limit are not reported.

Site no. : 1# 966 Chamber Data no. : 47
 Dis. / Ant. : 3m ANT 1-18G Ant. pol. : HORIZONTAL
 Limit : FCC PART 15C PEAK
 Env. / Ins. : Temp:23.6';Humi:56%;Press:101.52kPa
 Engineer : Tony
 EUT : Big Blue 200
 Power : DC 25V From Adapter Input AC 120V/60Hz
 M/N : AR108A4BKA
 Test Mode : IEEE 802.11b CH11 2462TX
 Antenna 2

	Freq. (MHz)	Ant. Factor (dB/m)	Cable Loss (dB)	Amp Factor (dB)	Reading (dBuV)	Emission Level (dBuV/m)	Limits (dBuV/m)	Margin (dB)	Remark
1	2462.00	27.58	6.69	34.98	110.04	109.33	74.00	-35.33	Peak
2	4924.00	31.45	12.29	35.91	43.35	51.18	74.00	22.82	Peak
3	7386.00	36.57	11.59	34.23	34.34	48.27	74.00	25.73	Peak
4	9840.00	38.16	11.63	35.03	30.39	45.15	74.00	28.85	Peak
5	14005.00	41.46	10.90	33.01	28.23	47.58	74.00	26.42	Peak
6	15076.00	39.86	10.89	33.71	29.87	46.91	74.00	27.09	Peak

Remarks: 1. Emission Level= Antenna Factor + Cable Loss - Amp Factor + Reading.
 2. The emission levels that are 20dB below the official limit are not reported.

Site no. : 1# 966 Chamber Data no. : 48
 Dis. / Ant. : 3m ANT 1-18G Ant. pol. : VERTICAL
 Limit : FCC PART 15C PEAK
 Env. / Ins. : Temp:23.6';Humi:56%;Press:101.52kPa
 Engineer : Tony
 EUT : Big Blue 200
 Power : DC 25V From Adapter Input AC 120V/60Hz
 M/N : AR108A4BKA
 Test Mode : IEEE 802.11b CH11 2462TX
 Antenna 2

	Freq. (MHz)	Ant. Factor (dB/m)	Cable Loss (dB)	Amp Factor (dB)	Reading (dBuV)	Emission Level (dBuV/m)	Limits (dBuV/m)	Margin (dB)	Remark
1	2462.00	27.58	6.69	34.98	104.12	103.41	74.00	-29.41	Peak
2	4924.00	31.45	12.29	35.91	41.03	48.86	74.00	25.14	Peak
3	7386.00	36.57	11.59	34.23	32.68	46.61	74.00	27.39	Peak
4	8684.00	37.32	11.45	33.66	32.97	48.08	74.00	25.92	Peak
5	10350.00	38.71	11.39	34.53	32.09	47.66	74.00	26.34	Peak
6	14090.00	41.54	10.91	33.13	28.95	48.27	74.00	25.73	Peak

Remarks: 1. Emission Level= Antenna Factor + Cable Loss - Amp Factor + Reading.
 2. The emission levels that are 20dB below the official limit are not reported.

Site no. : 1# 966 Chamber Data no. : 49
 Dis. / Ant. : 3m ANT 1-18G Ant. pol. : HORIZONTAL
 Limit : FCC PART 15C PEAK
 Env. / Ins. : Temp:23.6';Humi:56%;Press:101.52kPa
 Engineer : Tony
 EUT : Big Blue 200
 Power : DC 25V From Adapter Input AC 120V/60Hz
 M/N : AR108A4BKA
 Test Mode : IEEE 802.11g CH1 2412TX
 Antenna 2

	Freq. (MHz)	Ant. Factor (dB/m)	Cable Loss (dB)	Amp Factor (dB)	Reading (dBuV)	Emission Level (dBuV/m)	Limits (dBuV/m)	Margin (dB)	Remark
1	2412.00	27.60	6.64	34.64	106.92	106.52	74.00	-32.52	Peak
2	4824.00	31.28	11.84	35.66	40.43	47.89	74.00	26.11	Peak
3	7236.00	36.53	11.55	33.99	31.16	45.25	74.00	28.75	Peak
4	10775.00	39.28	11.30	34.02	30.15	46.71	74.00	27.29	Peak
5	14005.00	41.46	10.90	33.01	28.74	48.09	74.00	25.91	Peak
6	16895.00	39.44	10.89	32.42	30.79	48.70	74.00	25.30	Peak

Remarks: 1. Emission Level= Antenna Factor + Cable Loss - Amp Factor + Reading.
 2. The emission levels that are 20dB below the official limit are not reported.

Site no. : 1# 966 Chamber Data no. : 50
 Dis. / Ant. : 3m ANT 1-18G Ant. pol. : VERTICAL
 Limit : FCC PART 15C PEAK
 Env. / Ins. : Temp:23.6';Humi:56%;Press:101.52kPa
 Engineer : Tony
 EUT : Big Blue 200
 Power : DC 25V From Adapter Input AC 120V/60Hz
 M/N : AR108A4BKA
 Test Mode : IEEE 802.11g CH1 2412TX
 Antenna 2

	Freq. (MHz)	Ant. Factor (dB/m)	Cable Loss (dB)	Amp Factor (dB)	Reading (dBuV)	Emission Level (dBuV/m)	Limits (dBuV/m)	Margin (dB)	Remark
1	2412.00	27.60	6.64	34.64	101.54	101.14	74.00	-27.14	Peak
2	4824.00	31.28	11.84	35.66	42.95	50.41	74.00	23.59	Peak
3	7236.00	36.53	11.55	33.99	29.46	43.55	74.00	30.45	Peak
4	10826.00	39.33	11.30	34.00	30.31	46.94	74.00	27.06	Peak
5	14124.00	41.57	10.91	33.22	27.61	46.87	74.00	27.13	Peak
6	17303.00	40.84	10.88	31.31	28.17	48.58	74.00	25.42	Peak

Remarks: 1. Emission Level= Antenna Factor + Cable Loss - Amp Factor + Reading.
 2. The emission levels that are 20dB below the official limit are not reported.

Site no. : 1# 966 Chamber Data no. : 51
 Dis. / Ant. : 3m ANT 1-18G Ant. pol. : HORIZONTAL
 Limit : FCC PART 15C PEAK
 Env. / Ins. : Temp:23.6';Humi:56%;Press:101.52kPa
 Engineer : Tony
 EUT : Big Blue 200
 Power : DC 25V From Adapter Input AC 120V/60Hz
 M/N : AR108A4BKA
 Test Mode : IEEE 802.11g CH6 2437TX
 Antenna 2

	Freq. (MHz)	Ant. Factor (dB/m)	Cable Loss (dB)	Amp Factor (dB)	Reading (dBuV)	Emission Level (dBuV/m)	Limits (dBuV/m)	Margin (dB)	Remark
1	2437.00	27.60	6.67	34.85	107.19	106.61	74.00	-32.61	Peak
2	4874.00	31.37	12.07	35.76	40.77	48.45	74.00	25.55	Peak
3	7311.00	36.55	11.57	34.12	32.87	46.87	74.00	27.13	Peak
4	11404.00	39.25	10.99	33.57	26.88	43.55	74.00	30.45	Peak
5	13461.00	39.99	11.50	32.71	25.92	44.70	74.00	29.30	Peak
6	15127.00	39.62	10.92	33.80	28.45	45.19	74.00	28.81	Peak

Remarks: 1. Emission Level= Antenna Factor + Cable Loss - Amp Factor + Reading.
 2. The emission levels that are 20dB below the official limit are not reported.

Site no. : 1# 966 Chamber Data no. : 52
 Dis. / Ant. : 3m ANT 1-18G Ant. pol. : VERTICAL
 Limit : FCC PART 15C PEAK
 Env. / Ins. : Temp:23.6';Humi:56%;Press:101.52kPa
 Engineer : Tony
 EUT : Big Blue 200
 Power : DC 25V From Adapter Input AC 120V/60Hz
 M/N : AR108A4BKA
 Test Mode : IEEE 802.11g CH6 2437TX
 Antenna 2

	Freq. (MHz)	Ant. Factor (dB/m)	Cable Loss (dB)	Amp Factor (dB)	Reading (dBuV)	Emission Level (dBuV/m)	Limits (dBuV/m)	Margin (dB)	Remark
1	2437.00	27.60	6.67	34.85	101.87	101.29	74.00	-27.29	Peak
2	4874.00	31.37	12.07	35.76	37.98	45.66	74.00	28.34	Peak
3	7311.00	36.55	11.57	34.12	26.41	40.41	74.00	33.59	Peak
4	10826.00	39.33	11.30	34.00	26.96	43.59	74.00	30.41	Peak
5	14634.00	41.48	10.91	33.86	27.07	45.60	74.00	28.40	Peak
6	16674.00	38.78	10.68	32.89	28.67	45.24	74.00	28.76	Peak

Remarks: 1. Emission Level= Antenna Factor + Cable Loss - Amp Factor + Reading.
 2. The emission levels that are 20dB below the official limit are not reported.

Site no. : 1# 966 Chamber Data no. : 53
 Dis. / Ant. : 3m ANT 1-18G Ant. pol. : VERTICAL
 Limit : FCC PART 15C PEAK
 Env. / Ins. : Temp:23.6';Humi:56%;Press:101.52kPa
 Engineer : Tony
 EUT : Big Blue 200
 Power : DC 25V From Adapter Input AC 120V/60Hz
 M/N : AR108A4BKA
 Test Mode : IEEE 802.11g CH11 2462TX
 Antenna 2

	Freq. (MHz)	Ant. Factor (dB/m)	Cable Loss (dB)	Amp Factor (dB)	Reading (dBuV)	Emission Level (dBuV/m)	Limits (dBuV/m)	Margin (dB)	Remark
1	2462.00	27.58	6.69	34.98	100.07	99.36	74.00	-25.36	Peak
2	4924.00	31.45	12.29	35.91	43.37	51.20	74.00	22.80	Peak
3	7386.00	36.57	11.59	34.23	31.24	45.17	74.00	28.83	Peak
4	11030.00	39.50	11.27	33.98	26.63	43.42	74.00	30.58	Peak
5	14260.00	41.68	10.92	33.42	25.15	44.33	74.00	29.67	Peak
6	16895.00	39.44	10.89	32.42	29.98	47.89	74.00	26.11	Peak

Remarks: 1. Emission Level= Antenna Factor + Cable Loss - Amp Factor + Reading.
 2. The emission levels that are 20dB below the official limit are not reported.

Site no. : 1# 966 Chamber Data no. : 54
 Dis. / Ant. : 3m ANT 1-18G Ant. pol. : HORIZONTAL
 Limit : FCC PART 15C PEAK
 Env. / Ins. : Temp:23.6';Humi:56%;Press:101.52kPa
 Engineer : Tony
 EUT : Big Blue 200
 Power : DC 25V From Adapter Input AC 120V/60Hz
 M/N : AR108A4BKA
 Test Mode : IEEE 802.11g CH11 2462TX
 Antenna 2

	Freq. (MHz)	Ant. Factor (dB/m)	Cable Loss (dB)	Amp Factor (dB)	Reading (dBuV)	Emission Level (dBuV/m)	Limits (dBuV/m)	Margin (dB)	Remark
1	2462.00	27.58	6.69	34.98	107.01	106.30	74.00	-32.30	Peak
2	4924.00	31.45	12.29	35.91	38.87	46.70	74.00	27.30	Peak
3	7386.00	36.57	11.59	34.23	29.96	43.89	74.00	30.11	Peak
4	11183.00	39.40	11.15	33.24	23.55	40.86	74.00	33.14	Peak
5	14345.00	41.76	10.92	33.39	23.71	43.00	74.00	31.00	Peak
6	18000.00	46.45	11.38	32.12	20.67	46.38	74.00	27.62	Peak

Remarks: 1. Emission Level= Antenna Factor + Cable Loss - Amp Factor + Reading.
 2. The emission levels that are 20dB below the official limit are not reported.

Site no. : 1# 966 Chamber Data no. : 55
 Dis. / Ant. : 3m ANT 1-18G Ant. pol. : VERTICAL
 Limit : FCC PART 15C PEAK
 Env. / Ins. : Temp:23.6';Humi:56%;Press:101.52kPa
 Engineer : Tony
 EUT : Big Blue 200
 Power : DC 25V From Adapter Input AC 120V/60Hz
 M/N : AR108A4BKA
 Test Mode : IEEE 802.11n HT20 CH1 2412TX
 Antenna 2

	Freq. (MHz)	Ant. Factor (dB/m)	Cable Loss (dB)	Amp Factor (dB)	Reading (dBuV)	Emission Level (dBuV/m)	Limits (dBuV/m)	Margin (dB)	Remark
1	2412.00	27.60	6.64	34.64	99.31	98.91	74.00	-24.91	Peak
2	4824.00	31.28	11.84	35.66	38.91	46.37	74.00	27.63	Peak
3	7236.00	36.53	11.55	33.99	29.19	43.28	74.00	30.72	Peak
4	8684.00	37.32	11.45	33.66	27.45	42.56	74.00	31.44	Peak
5	11302.00	39.32	11.07	33.35	26.77	43.81	74.00	30.19	Peak
6	15382.00	38.42	11.04	33.05	27.90	44.31	74.00	29.69	Peak

Remarks: 1. Emission Level= Antenna Factor + Cable Loss - Amp Factor + Reading.
 2. The emission levels that are 20dB below the official limit are not reported.

Site no. : 1# 966 Chamber Data no. : 56
 Dis. / Ant. : 3m ANT 1-18G Ant. pol. : HORIZONTAL
 Limit : FCC PART 15C PEAK
 Env. / Ins. : Temp:23.6';Humi:56%;Press:101.52kPa
 Engineer : Tony
 EUT : Big Blue 200
 Power : DC 25V From Adapter Input AC 120V/60Hz
 M/N : AR108A4BKA
 Test Mode : IEEE 802.11n HT20 CH1 2412TX
 Antenna 2

	Freq. (MHz)	Ant. Factor (dB/m)	Cable Loss (dB)	Amp Factor (dB)	Reading (dBuV)	Emission Level (dBuV/m)	Limits (dBuV/m)	Margin (dB)	Remark
1	2412.00	27.60	6.64	34.64	106.30	105.90	74.00	-31.90	Peak
2	4824.00	31.28	11.84	35.66	38.29	45.75	74.00	28.25	Peak
3	7236.00	36.53	11.55	33.99	29.59	43.68	74.00	30.32	Peak
4	11506.00	39.20	10.92	33.46	26.44	43.10	74.00	30.90	Peak
5	14124.00	41.57	10.91	33.22	28.14	47.40	74.00	26.60	Peak
6	17354.00	41.04	10.86	31.11	26.77	47.56	74.00	26.44	Peak

Remarks: 1. Emission Level= Antenna Factor + Cable Loss - Amp Factor + Reading.
 2. The emission levels that are 20dB below the official limit are not reported.

Site no. : 1# 966 Chamber Data no. : 57
 Dis. / Ant. : 3m ANT 1-18G Ant. pol. : VERTICAL
 Limit : FCC PART 15C PEAK
 Env. / Ins. : Temp:23.6';Humi:56%;Press:101.52kPa
 Engineer : Tony
 EUT : Big Blue 200
 Power : DC 25V From Adapter Input AC 120V/60Hz
 M/N : AR108A4BKA
 Test Mode : IEEE 802.11n HT20 CH6 2437TX
 Antenna 2

	Freq. (MHz)	Ant. Factor (dB/m)	Cable Loss (dB)	Amp Factor (dB)	Reading (dBuV)	Emission Level (dBuV/m)	Limits (dBuV/m)	Margin (dB)	Remark
1	2437.00	27.60	6.67	34.85	98.46	97.88	74.00	-23.88	Peak
2	4874.00	31.37	12.07	35.76	39.23	46.91	74.00	27.09	Peak
3	7311.00	36.55	11.57	34.12	27.20	41.20	74.00	32.80	Peak
4	8684.00	37.32	11.45	33.66	30.16	45.27	74.00	28.73	Peak
5	15076.00	39.86	10.89	33.71	28.95	45.99	74.00	28.01	Peak
6	17830.00	44.78	11.18	30.50	21.98	47.44	74.00	26.56	Peak

Remarks: 1. Emission Level= Antenna Factor + Cable Loss - Amp Factor + Reading.
 2. The emission levels that are 20dB below the official limit are not reported.

Site no. : 1# 966 Chamber Data no. : 58
 Dis. / Ant. : 3m ANT 1-18G Ant. pol. : HORIZONTAL
 Limit : FCC PART 15C PEAK
 Env. / Ins. : Temp:23.6';Humi:56%;Press:101.52kPa
 Engineer : Tony
 EUT : Big Blue 200
 Power : DC 25V From Adapter Input AC 120V/60Hz
 M/N : AR108A4BKA
 Test Mode : IEEE 802.11n HT20 CH6 2437TX
 Antenna 2

	Freq. (MHz)	Ant. Factor (dB/m)	Cable Loss (dB)	Amp Factor (dB)	Reading (dBuV)	Emission Level (dBuV/m)	Limits (dBuV/m)	Margin (dB)	Remark
1	2437.00	27.60	6.67	34.85	107.01	106.43	74.00	-32.43	Peak
2	4874.00	31.37	12.07	35.76	40.13	47.81	74.00	26.19	Peak
3	7311.00	36.55	11.57	34.12	31.81	45.81	74.00	28.19	Peak
4	10350.00	38.71	11.39	34.53	28.13	43.70	74.00	30.30	Peak
5	14056.00	41.51	10.90	33.06	29.30	48.65	74.00	25.35	Peak
6	17864.00	45.12	11.22	30.66	21.05	46.73	74.00	27.27	Peak

Remarks: 1. Emission Level= Antenna Factor + Cable Loss - Amp Factor + Reading.
 2. The emission levels that are 20dB below the official limit are not reported.

Site no. : 1# 966 Chamber Data no. : 59
 Dis. / Ant. : 3m ANT 1-18G Ant. pol. : HORIZONTAL
 Limit : FCC PART 15C PEAK
 Env. / Ins. : Temp:23.6';Humi:56%;Press:101.52kPa
 Engineer : Tony
 EUT : Big Blue 200
 Power : DC 25V From Adapter Input AC 120V/60Hz
 M/N : AR108A4BKA
 Test Mode : IEEE 802.11n HT20 CH11 2462TX
 Antenna 2

	Freq. (MHz)	Ant. Factor (dB/m)	Cable Loss (dB)	Amp Factor (dB)	Reading (dBuV)	Emission Level (dBuV/m)	Limits (dBuV/m)	Margin (dB)	Remark
1	2462.00	27.58	6.69	34.98	105.82	105.11	74.00	-31.11	Peak
2	4924.00	31.45	12.29	35.91	42.52	50.35	74.00	23.65	Peak
3	7386.00	36.57	11.59	34.23	36.03	49.96	74.00	24.04	Peak
4	10826.00	39.33	11.30	34.00	30.81	47.44	74.00	26.56	Peak
5	14005.00	41.46	10.90	33.01	29.43	48.78	74.00	25.22	Peak
6	17830.00	44.78	11.18	30.50	21.91	47.37	74.00	26.63	Peak

Remarks: 1. Emission Level= Antenna Factor + Cable Loss - Amp Factor + Reading.
 2. The emission levels that are 20dB below the official limit are not reported.

Site no. : 1# 966 Chamber Data no. : 60
 Dis. / Ant. : 3m ANT 1-18G Ant. pol. : VERTICAL
 Limit : FCC PART 15C PEAK
 Env. / Ins. : Temp:23.6';Humi:56%;Press:101.52kPa
 Engineer : Tony
 EUT : Big Blue 200
 Power : DC 25V From Adapter Input AC 120V/60Hz
 M/N : AR108A4BKA
 Test Mode : IEEE 802.11n HT20 CH11 2462TX
 Antenna 2

	Freq. (MHz)	Ant. Factor (dB/m)	Cable Loss (dB)	Amp Factor (dB)	Reading (dBuV)	Emission Level (dBuV/m)	Limits (dBuV/m)	Margin (dB)	Remark
1	2462.00	27.58	6.69	34.98	98.14	97.43	74.00	-23.43	Peak
2	4924.00	31.45	12.29	35.91	37.56	45.39	74.00	28.61	Peak
3	7386.00	36.57	11.59	34.23	25.26	39.19	74.00	34.81	Peak
4	8684.00	37.32	11.45	33.66	26.97	42.08	74.00	31.92	Peak
5	11200.00	39.39	11.14	33.24	24.55	41.84	74.00	32.16	Peak
6	14039.00	41.49	10.90	33.04	24.36	43.71	74.00	30.29	Peak

Remarks: 1. Emission Level= Antenna Factor + Cable Loss - Amp Factor + Reading.
 2. The emission levels that are 20dB below the official limit are not reported.



18000MHz – 25000MHz

Pass

Note: The amplitude of spurious emission that is attenuated by more than 20dB below the permissible limit has no need to be reported.