

Report No.: SEWM2311000473RG02
 Rev.: 01
 Page: 1 of 66

TEST REPORT

Application No.: SEWM2311000473RG
Applicant: Quectel Wireless Solutions Co., Ltd.
Address of Applicant: Building 5, Shanghai Business Park Phase III (Area B), No.1016 Tianlin Road, Minhang District, Shanghai, China 200233
Manufacturer: Quectel Wireless Solutions Co., Ltd.
Address of Manufacturer: Building 5, Shanghai Business Park Phase III (Area B), No.1016 Tianlin Road, Minhang District, Shanghai, China 200233
EUT Description: 5G Sub-6 GHz LGA Module
Model No.: RG620T-NA
Trade Mark: Quectel
FCC ID: XMR2024RG620TNA
Standards: 47 CFR Part 2
 47 CFR Part 22
 47 CFR Part 24
 47 CFR Part 27
 47 CFR Part 90
Date of Receipt: 2023/03/06 (for report SEWA2303000029RG02)
 2023/11/21 (for report SEWM2311000473RG02)
Date of Test: 2023/03/10 to 2023/04/23 (for report SEWA2303000029RG02)
 2023/11/20 to 2024/05/25 (for report SEWM2311000473RG02)
Date of Issue: 2024/05/25

Test Result:	PASS *
---------------------	---------------

* In the configuration tested, the EUT detailed in this report complied with the standards specified above.

Authorized Signature:


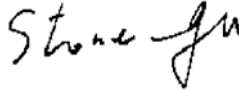
Well Wei
 Wireless Laboratory Manager



Unless otherwise agreed in writing, this document is issued by the Company subject to its General Conditions of Service printed overleaf, available on request or accessible at <http://www.sgs.com/en/Terms-and-Conditions.aspx> and, for electronic format documents, subject to Terms and Conditions for Electronic Documents at <http://www.sgs.com/en/Terms-and-Conditions/Terms-e-Document.aspx>. Attention is drawn to the limitation of liability, indemnification and jurisdiction issues defined therein. Any holder of this document is advised that information contained hereon reflects the Company's findings at the time of its intervention only and within the limits of Client's instructions, if any. The Company's sole responsibility is to its Client and this document does not exonerate parties to a transaction from exercising all their rights and obligations under the transaction documents. This document cannot be reproduced except in full, without prior written approval of the Company. Any unauthorized alteration, forgery or falsification of the content or appearance of this document is unlawful and offenders may be prosecuted to the fullest extent of the law. Unless otherwise stated the results shown in this test report refer only to the sample(s) tested and such sample(s) are retained for 30 days only.
Attention: To check the authenticity of testing /inspection report & certificate, please contact us at telephone: (86-755) 8307 1443, or email: CN.Doccheck@sgs.com
 South of No. 6 Plant, No. 1, Runsheng Road, Suzhou Industrial Park, Suzhou Area, China (Jiangsu) Pilot Free Trade Zone 215000 t (86-512) 62992980 www.sgs.com.cn
 中国·苏州·中国(江苏)自由贸易试验区苏州片区苏州工业园区润胜路1号的6号厂房南楼 邮编: 215000 t (86-512) 62992980 sgs.china@sgs.com

1 Version

Revision Record				
Version	Chapter	Date	Modifier	Remark
01		2024/04/29		Original

Prepared By		 <hr/> (Levi Li) / Test Engineer
Checked By		 <hr/> (Stone Gu) / Reviewer



Unless otherwise agreed in writing, this document is issued by the Company subject to its General Conditions of Service printed overleaf, available on request or accessible at <http://www.sgs.com/en/Terms-and-Conditions.aspx> and, for electronic format documents, subject to Terms and Conditions for Electronic Documents at <http://www.sgs.com/en/Terms-and-Conditions/Terms-e-Document.aspx>. Attention is drawn to the limitation of liability, indemnification and jurisdiction issues defined therein. Any holder of this document is advised that information contained hereon reflects the Company's findings at the time of its intervention only and within the limits of Client's instructions, if any. The Company's sole responsibility is to its Client and this document does not exonerate parties to a transaction from exercising all their rights and obligations under the transaction documents. This document cannot be reproduced except in full, without prior written approval of the Company. Any unauthorized alteration, forgery or falsification of the content or appearance of this document is unlawful and offenders may be prosecuted to the fullest extent of the law. Unless otherwise stated the results shown in this test report refer only to the sample(s) tested and such sample(s) are retained for 30 days only.

Attention: To check the authenticity of testing /inspection report & certificate, please contact us at telephone: (86-755) 8307 1443, or email: CN.Doccheck@sgs.com

South of No. 6 Plant, No. 1, Runsheng Road, Suzhou Industrial Park, Suzhou Area, China (Jiangsu) Pilot Free Trade Zone 215000
 中国·苏州·中国(江苏)自由贸易试验区苏州片区苏州工业园区润胜路1号的6号厂房南楼 邮编: 215000

t (86-512) 62992980 www.sgs.com.cn
 t (86-512) 62992980 sgs.china@sgs.com

Member of the SGS Group (SGS SA)

Content

1	Version	2
2	Test Summary	5
2.1	NR Band n5/ NR Band n26(824~849 MHz)/CA_n5B	5
2.2	NR Band n7/ NR Band n38/ NR Band n41/CA_n7B/CA_n41C	6
2.3	NR Band n2/ NR Band n25	8
2.4	NR Band n12	9
2.9	NR Band n66/ NR Band n70	16
2.10	NR Band n71	17
2.11	NR Band n77/ NR Band n78	18
3	General Information	21
3.1	Client Information	21
3.2	Test Location	21
3.3	Test Facility	21
3.4	General Description of EUT	22
3.5	Test Mode	25
3.6	Test Environment	25
3.7	Description of Support Units	25
3.8	Technical Specification	26
3.9	Test Frequencies	33
3.9.1	Reference test frequencies for NR operating band n2	33
3.9.2	Reference test frequencies for NR operating band n5	34
3.9.3	Reference test frequencies for NR operating band n7	35
3.9.4	Reference test frequencies for NR operating band n12	36
3.9.5	Reference test frequencies for NR operating band n13	36
3.9.6	Reference test frequencies for NR operating band n14	37
3.9.7	Reference test frequencies for NR operating band n25	37
3.9.8	Reference test frequencies for NR operating band n26	38
3.9.9	Reference test frequencies for NR operating band n30	39
3.9.10	Reference test frequencies for NR operating band n38	39
3.9.11	Reference test frequencies for NR operating band n41	40
3.9.12	Reference test frequencies for NR operating band n66	41



Unless otherwise agreed in writing, this document is issued by the Company subject to its General Conditions of Service printed overleaf, available on request or accessible at <http://www.sgs.com/en/Terms-and-Conditions.aspx> and, for electronic format documents, subject to Terms and Conditions for Electronic Documents at <http://www.sgs.com/en/Terms-and-Conditions/Terms-e-Documents.aspx>. Attention is drawn to the limitation of liability, indemnification and jurisdiction issues defined therein. Any holder of this document is advised that information contained hereon reflects the Company's findings at the time of its intervention only and within the limits of Client's instructions, if any. The Company's sole responsibility is to its Client and this document does not exonerate parties to a transaction from exercising all their rights and obligations under the transaction documents. This document cannot be reproduced except in full, without prior written approval of the Company. Any unauthorized alteration, forgery or falsification of the content or appearance of this document is unlawful and offenders may be prosecuted to the fullest extent of the law. Unless otherwise stated the results shown in this test report refer only to the sample(s) tested and such sample(s) are retained for 30 days only.

Attention: To check the authenticity of testing/inspection report & certificate, please contact us at telephone: (86-755) 8307 1443, or email: CN.Doccheck@sgs.com

South of No. 6 Plant, No. 1, Runsheng Road, Suzhou Industrial Park, Suzhou Area, China (Jiangsu) Pilot Free Trade Zone 215000
 中国·苏州·中国(江苏)自由贸易试验区苏州片区苏州工业园区润胜路1号的6号厂房南楼 邮编: 215000

t (86-512) 62992980 www.sgs.com.cn
 t (86-512) 62992980 sgs.china@sgs.com

Report No.: SEWM2311000473RG02

Rev.: 01

Page: 4 of 66

3.9.13	Reference test frequencies for NR operating band n70	42
3.9.14	Reference test frequencies for NR operating band n71	42
3.9.15	Reference test frequencies for NR operating band n77	43
3.9.16	Reference test frequencies for NR operating band n78	45
4	Description of Tests	47
4.1	Conducted Output Power	47
4.2	Effective (Isotropic) Radiated Power of Transmitter	48
4.3	EIRP Power Density	49
4.4	Occupied Bandwidth.....	50
4.5	Band Edge at Antenna Terminals.....	51
4.6	Spurious And Harmonic Emissions at Antenna Terminal	52
4.7	Peak-Average Ratio	53
4.8	Field Strength of Spurious Radiation	54
4.9	Frequency Stability / Temperature Variation	55
4.10	Test Setups	56
4.10.1	Test Setup 1	56
4.10.2	Test Setup 2	56
4.10.3	Test Setup 3	57
4.11	Test Conditions.....	58
5	Main Test Instruments	60
6	Measurement Uncertainty.....	65
7	Appendixes	66



Unless otherwise agreed in writing, this document is issued by the Company subject to its General Conditions of Service printed overleaf, available on request or accessible at <http://www.sgs.com/en/Terms-and-Conditions.aspx> and, for electronic format documents, subject to Terms and Conditions for Electronic Documents at <http://www.sgs.com/en/Terms-and-Conditions/Terms-e-Document.aspx>. Attention is drawn to the limitation of liability, indemnification and jurisdiction issues defined therein. Any holder of this document is advised that information contained hereon reflects the Company's findings at the time of its intervention only and within the limits of Client's instructions, if any. The Company's sole responsibility is to its Client and this document does not exonerate parties to a transaction from exercising all their rights and obligations under the transaction documents. This document cannot be reproduced except in full, without prior written approval of the Company. Any unauthorized alteration, forgery or falsification of the content or appearance of this document is unlawful and offenders may be prosecuted to the fullest extent of the law. Unless otherwise stated the results shown in this test report refer only to the sample(s) tested and such sample(s) are retained for 30 days only.
Attention: To check the authenticity of testing/inspection report & certificate, please contact us at telephone: (86-755) 8307 1443, or email: CN.Doccheck@sgs.com

South of No. 6 Plant, No. 1, Runsheng Road, Suzhou Industrial Park, Suzhou Area, China (Jiangsu) Pilot Free Trade Zone 215000 t (86-512) 62992980 www.sgs.com.cn
 中国·苏州·中国(江苏)自由贸易试验区苏州片区苏州工业园区润胜路1号的6号厂房南楼 邮编: 215000 t (86-512) 62992980 sgs.china@sgs.com

2 Test Summary

2.1 NR Band n5/ NR Band n26(824~849 MHz)/CA_n5B

Test Item	FCC Rule No.	Requirements	Test Result	Verdict
Effective (Isotropic) Radiated Power Output Data	§2.1046, §22.913(a)(5)	FCC: ERP ≤ 7 W	Section 1 of Appendix B.27&B.34&B.48	Pass
Peak-Average Ratio	§22.913(d)	Limit≤13 dB	Section 2 of Appendix B.27&B.34&B.48	Pass
Bandwidth	§2.1049	OBW: No limit. EBW: No limit.	Section 3 of Appendix B.27&B.34&B.48	Pass
Band Edges Compliance	§2.1051, §22.917(a)	≤ -13 dBm/1%*EBW, in 1 MHz bands immediately outside and adjacent to the frequency block.	Section 4 of Appendix B.27&B.34&B.48	Pass
Spurious Emission at Antenna Terminals	§2.1051, §22.917(a)	FCC: ≤ -13 dBm/100 kHz, from 9 kHz to 10th harmonics but outside authorized operating frequency ranges.	Section 5 of Appendix B.27&B.34&B.48	Pass
Field Strength of Spurious Radiation	§2.1053, §22.917(a)	FCC: ≤ -13 dBm/100 kHz.	Section 6 of Appendix B.27&B.34&B.48	Pass
Frequency Stability	§2.1055(a)(1)(b) §2.1055(d)(1) §22.355	≤ ±2.5ppm.	Section 7 of Appendix B.27&B.34&B.48	Pass



Unless otherwise agreed in writing, this document is issued by the Company subject to its General Conditions of Service printed overleaf, available on request or accessible at <http://www.sgs.com/en/Terms-and-Conditions.aspx> and, for electronic format documents, subject to Terms and Conditions for Electronic Documents at <http://www.sgs.com/en/Terms-and-Conditions/Terms-e-Documents.aspx>. Attention is drawn to the limitation of liability, indemnification and jurisdiction issues defined therein. Any holder of this document is advised that information contained hereon reflects the Company's findings at the time of its intervention only and within the limits of Client's instructions, if any. The Company's sole responsibility is to its Client and this document does not exonerate parties to a transaction from exercising all their rights and obligations under the transaction documents. This document cannot be reproduced except in full, without prior written approval of the Company. Any unauthorized alteration, forgery or falsification of the content or appearance of this document is unlawful and offenders may be prosecuted to the fullest extent of the law. Unless otherwise stated the results shown in this test report refer only to the sample(s) tested and such sample(s) are retained for 30 days only.

Attention: To check the authenticity of testing/inspection report & certificate, please contact us at telephone: (86-755) 8307 1443, or email: CN.Doccheck@sgs.com

South of No. 6 Plant, No. 1, Runsheng Road, Suzhou Industrial Park, Suzhou Area, China (Jiangsu) Pilot Free Trade Zone 215000
 中国·苏州·中国(江苏)自由贸易试验区苏州片区苏州工业园区润胜路1号的6号厂房南楼 邮编: 215000

t (86-512) 62992980 www.sgs.com.cn
 t (86-512) 62992980 sgs.china@sgs.com

2.2 NR Band n7/ NR Band n38/ NR Band n41/CA_n7B/CA_n41C

Test Item	FCC Rule No.	Requirements	Test Result	Verdict
Effective (Isotropic) Radiated Power Output Data	§2.1046, §27.50(h)(2)	EIRP ≤ 2W	Section 1 of Appendix B.28&B.36&B.37&B.49&B.50	Pass
Peak-Average Ratio	---	≤13 dB	Section 2 of Appendix B.28&B.36&B.37&B.49&B.50	Pass
Bandwidth	§2.1049	OBW: No limit. EBW: No limit.	Section 3 of Appendix B.28&B.36&B.37&B.49&B.50	Pass
Band Edges Compliance	§2.1051, §27.53(m)(4)	For mobile digital stations, the attenuation factor shall be not less than 40 + 10 log (P) dB on all frequencies between the channel edge and 5 megahertz from the channel edge, 43 + 10 log (P) dB on all frequencies between 5 megahertz and X megahertz from the channel edge, and 55 + 10 log (P) dB on all frequencies more than X megahertz from the channel edge, where X is the greater of 6 megahertz or the actual emission bandwidth as defined in paragraph (m)(6) of this section. In addition, the attenuation factor shall not be less than 43 + 10 log (P) dB on all frequencies between 2490.5 MHz and 2496 MHz and 55 + 10 log (P) dB at or below 2490.5 MHz.	Section 4 of Appendix B.28&B.36&B.37&B.49&B.50	Pass
Spurious Emission at Antenna Terminals	§2.1051, §27.53(m)		Section 5 of Appendix B.28&B.36&B.37&B.49&B.50	Pass
Field Strength of Spurious Radiation	§2.1053, §27.53(m)		Section 6 of Appendix B.28&B.36&B.37&B.49&B.50	Pass
Frequency	§2.1055(a)(1)(b)	Within authorized bands of	Section 7 of Appendix	Pass



Unless otherwise agreed in writing, this document is issued by the Company subject to its General Conditions of Service printed overleaf, available on request or accessible at <http://www.sgs.com/en/Terms-and-Conditions.aspx> and, for electronic format documents, subject to Terms and Conditions for Electronic Documents at <http://www.sgs.com/en/Terms-and-Conditions/Terms-e-Documents.aspx>. Attention is drawn to the limitation of liability, indemnification and jurisdiction issues defined therein. Any holder of this document is advised that information contained hereon reflects the Company's findings at the time of its intervention only and within the limits of Client's instructions, if any. The Company's sole responsibility is to its Client and this document does not exonerate parties to a transaction from exercising all their rights and obligations under the transaction documents. This document cannot be reproduced except in full, without prior written approval of the Company. Any unauthorized alteration, forgery or falsification of the content or appearance of this document is unlawful and offenders may be prosecuted to the fullest extent of the law. Unless otherwise stated the results shown in this test report refer only to the sample(s) tested and such sample(s) are retained for 30 days only.

Attention: To check the authenticity of testing/inspection report & certificate, please contact us at telephone: (86-755) 8307 1443, or email: CN.Doccheck@sgs.com

South of No. 6 Plant, No. 1, Runsheng Road, Suzhou Industrial Park, Suzhou Area, China (Jiangsu) Pilot Free Trade Zone 215000 t (86-512) 62992980 www.sgsgroup.com.cn
 中国·苏州·中国(江苏)自由贸易试验区苏州片区苏州工业园区润胜路1号的6号厂房南楼 邮编: 215000 sgs.china@sgs.com



Report No.: SEWM2311000473RG02

Rev.: 01

Page: 7 of 66

Test Item	FCC Rule No.	Requirements	Test Result	Verdict
Stability	§2.1055(d)(1) §27.54	operation/frequency block.	B.28&B.36&B.37&B.49&B.50	



Unless otherwise agreed in writing, this document is issued by the Company subject to its General Conditions of Service printed overleaf, available on request or accessible at <http://www.sgs.com/en/Terms-and-Conditions.aspx> and, for electronic format documents, subject to Terms and Conditions for Electronic Documents at <http://www.sgs.com/en/Terms-and-Conditions/Terms-e-Documents.aspx>. Attention is drawn to the limitation of liability, indemnification and jurisdiction issues defined therein. Any holder of this document is advised that information contained hereon reflects the Company's findings at the time of its intervention only and within the limits of Client's instructions, if any. The Company's sole responsibility is to its Client and this document does not exonerate parties to a transaction from exercising all their rights and obligations under the transaction documents. This document cannot be reproduced except in full, without prior written approval of the Company. Any unauthorized alteration, forgery or falsification of the content or appearance of this document is unlawful and offenders may be prosecuted to the fullest extent of the law. Unless otherwise stated the results shown in this test report refer only to the sample(s) tested and such sample(s) are retained for 30 days only.

Attention: To check the authenticity of testing/inspection report & certificate, please contact us at telephone: (86-755) 8307 1443, or email: CN.Doccheck@sgs.com

South of No. 6 Plant, No. 1, Runsheng Road, Suzhou Industrial Park, Suzhou Area, China (Jiangsu) Pilot Free Trade Zone 215000
 中国·苏州·中国(江苏)自由贸易试验区苏州片区苏州工业园区润胜路1号的6号厂房南楼 邮编: 215000

t (86-512) 62992980 www.sgs.com.cn
 t (86-512) 62992980 sgs.china@sgs.com

2.3 NR Band n2/ NR Band n25

Test Item	FCC Rule No.	Requirements	Test Result	Verdict
Effective (Isotropic) Radiated Power Output Data	§2.1046, §24.232(c)	EIRP ≤ 2 W	Section 1 of Appendix B.26&B.32	Pass
Peak-Average Ratio	§24.232(d)	Limits≤13 dB	Section 2 of Appendix B.26&B.32	Pass
Bandwidth	§2.1049	OBW: No limit. EBW: No limit.	Section 3 of Appendix B.26&B.32	Pass
Band Edges Compliance	§2.1051, §24.238(a)	≤ -13 dBm/1%*EBW, in 1 MHz bands immediately outside and adjacent to the frequency block.	Section 4 of Appendix B.26&B.32	Pass
Spurious Emission at Antenna Terminals	§2.1051, §24.238(a)	≤ -13 dBm/1 MHz, from 9 kHz to 10 th harmonics but outside authorized operating frequency ranges.	Section 5 of Appendix B.26&B.32	Pass
Field Strength of Spurious Radiation	§2.1053, §24.238(a)	≤ -13 dBm/1 MHz.	Section 6 of Appendix B.26&B.32	Pass
Frequency Stability	§2.1055(a)(1)(b) §2.1055(d)(1) §24.235	Within authorized bands of operation/frequency block.	Section 7 of Appendix B.26&B.32	Pass



Unless otherwise agreed in writing, this document is issued by the Company subject to its General Conditions of Service printed overleaf, available on request or accessible at <http://www.sgs.com/en/Terms-and-Conditions.aspx> and, for electronic format documents, subject to Terms and Conditions for Electronic Documents at <http://www.sgs.com/en/Terms-and-Conditions/Terms-e-Documents.aspx>. Attention is drawn to the limitation of liability, indemnification and jurisdiction issues defined therein. Any holder of this document is advised that information contained hereon reflects the Company's findings at the time of its intervention only and within the limits of Client's instructions, if any. The Company's sole responsibility is to its Client and this document does not exonerate parties to a transaction from exercising all their rights and obligations under the transaction documents. This document cannot be reproduced except in full, without prior written approval of the Company. Any unauthorized alteration, forgery or falsification of the content or appearance of this document is unlawful and offenders may be prosecuted to the fullest extent of the law. Unless otherwise stated the results shown in this test report refer only to the sample(s) tested and such sample(s) are retained for 30 days only.

Attention: To check the authenticity of testing /inspection report & certificate, please contact us at telephone: (86-755) 8307 1443, or email: CN.Doccheck@sgs.com

South of No. 6 Plant, No. 1, Runsheng Road, Suzhou Industrial Park, Suzhou Area, China (Jiangsu) Pilot Free Trade Zone 215000 t (86-512) 62992980 www.sgs.com.cn
 中国·苏州·中国(江苏)自由贸易试验区苏州片区苏州工业园区润胜路1号的6号厂房南楼 邮编: 215000 t (86-512) 62992980 sgs.china@sgs.com

2.4 NR Band n12

Test Item	FCC Rule No.	Requirements	Test Result	Verdict
Effective (Isotropic) Radiated Power Output Data	§2.1046 §27.50(c)(10)	ERP ≤ 3 W.	Section 1 of Appendix B.29	Pass
Peak-Average Ratio	---	Limit≤13 dB	Section 2 of Appendix B.29	Pass
Bandwidth	§2.1049	OBW: No limit. EBW: No limit.	Section 3 of Appendix B.29	Pass
Band Edges Compliance	§2.1051, §27.53(g)	≤ 43+10log10(P[Watts])	Section 4 of Appendix B.29	Pass
Spurious Emission at Antenna Terminals	§2.1051, §27.53(g)	≤ 43+10log10(P[Watts])	Section 5 of Appendix B.29	Pass
Field Strength of Spurious Radiation	§2.1053, §27.53(g)	FCC: ≤ -13 dBm/100 kHz.	Section 6 of Appendix B.29	Pass
Frequency Stability	§2.1055(a)(1)(b) §2.1055(d)(1) §27.54	Within authorized bands of operation/frequency block.	Section 7 of Appendix B.29	Pass



Unless otherwise agreed in writing, this document is issued by the Company subject to its General Conditions of Service printed overleaf, available on request or accessible at <http://www.sgs.com/en/Terms-and-Conditions.aspx> and, for electronic format documents, subject to Terms and Conditions for Electronic Documents at <http://www.sgs.com/en/Terms-and-Conditions/Terms-e-Document.aspx>. Attention is drawn to the limitation of liability, indemnification and jurisdiction issues defined therein. Any holder of this document is advised that information contained hereon reflects the Company's findings at the time of its intervention only and within the limits of Client's instructions, if any. The Company's sole responsibility is to its Client and this document does not exonerate parties to a transaction from exercising all their rights and obligations under the transaction documents. This document cannot be reproduced except in full, without prior written approval of the Company. Any unauthorized alteration, forgery or falsification of the content or appearance of this document is unlawful and offenders may be prosecuted to the fullest extent of the law. Unless otherwise stated the results shown in this test report refer only to the sample(s) tested and such sample(s) are retained for 30 days only.

Attention: To check the authenticity of testing /inspection report & certificate, please contact us at telephone: (86-755) 8307 1443, or email: CN.Doccheck@sgs.com

South of No. 6 Plant, No. 1, Runsheng Road, Suzhou Industrial Park, Suzhou Area, China (Jiangsu) Pilot Free Trade Zone 215000 t (86-512) 62992980 www.sgs.com.cn
 中国·苏州·中国(江苏)自由贸易试验区苏州片区苏州工业园区润胜路1号的6号厂房南楼 邮编: 215000 t (86-512) 62992980 sgs.china@sgs.com

2.5 NR Band n13

Test Item	FCC Rule No.	Requirements	Test Result	Verdict
Effective (Isotropic) Radiated Power Output Data	§2.1046, §27.50(b)(10)	ERP ≤ 3 W.	Section 1 of Appendix B.30	Pass
Peak-Average Ratio	---	Limit ≤ 13 dB	Section 2 of Appendix B.30	Pass
Bandwidth	§2.1049,	OBW: No limit. EBW: No limit.	Section 3 of Appendix B.30	Pass
Band Edges Compliance	§2.1051, §27.53(c)	≤ 43+10log ₁₀ (P[Watts])	Section 4 of Appendix B.30	Pass
Spurious Emission at Antenna Terminals	§2.1051, §27.53(c) §27.53(f)	<p>≤ -13 dBm/100 kHz, from 9 kHz to 10th harmonics but outside authorized operating frequency ranges.</p> <p>On all frequencies between 763–775 MHz and 793–805 MHz, by a factor not less than 65 + 10 log (P) dB in a 6.25 kHz band segment, for mobile and portable stations.</p> <p>For operations in the 746-758 MHz, 775-788 MHz, and 805-806 MHz bands, emissions in the band 1559-1610 MHz shall be limited to -70 dBW/MHz equivalent isotropically radiated power (EIRP) for wideband signals, and -80 dBW EIRP for discrete emissions of less than 700 Hz bandwidth.</p>	Section 5 of Appendix B.30	Pass
Field Strength of Spurious Radiation	§2.1053, §27.53(c) §27.53(f)	<p>FCC: ≤ -13 dBm/100 kHz.</p> <p>For operations in the 746-758 MHz, 775-788 MHz, and 805-806 MHz bands, emissions in the band 1559-1610 MHz shall be limited to -70 dBW/MHz equivalent isotropically radiated power (EIRP) for wideband signals, and -80 dBW EIRP for discrete emissions of less than 700 Hz bandwidth.</p>	Section 6 of Appendix B.30	Pass
Frequency Stability	§2.1055(a)(1)(b) §2.1055(d)(1) §27.54	Within authorized bands of operation/frequency block.	Section 7 of Appendix B.30	Pass



Unless otherwise agreed in writing, this document is issued by the Company subject to its General Conditions of Service printed overleaf, available on request or accessible at <http://www.sgs.com/en/Terms-and-Conditions.aspx> and, for electronic format documents, subject to Terms and Conditions for Electronic Documents at <http://www.sgs.com/en/Terms-and-Conditions/Terms-e-Documents.aspx>. Attention is drawn to the limitation of liability, indemnification and jurisdiction issues defined therein. Any holder of this document is advised that information contained hereon reflects the Company's findings at the time of its intervention only and within the limits of Client's instructions, if any. The Company's sole responsibility is to its Client and this document does not exonerate parties to a transaction from exercising all their rights and obligations under the transaction documents. This document cannot be reproduced except in full, without prior written approval of the Company. Any unauthorized alteration, forgery or falsification of the content or appearance of this document is unlawful and offenders may be prosecuted to the fullest extent of the law. Unless otherwise stated the results shown in this test report refer only to the sample(s) tested and such sample(s) are retained for 30 days only.

Attention: To check the authenticity of testing /inspection report & certificate, please contact us at telephone: (86-755) 8307 1443, or email: CN.Doccheck@sgs.com

South of No. 6 Plant, No. 1, Runsheng Road, Suzhou Industrial Park, Suzhou Area, China (Jiangsu) Pilot Free Trade Zone 215000
 中国·苏州·中国(江苏)自由贸易试验区苏州片区苏州工业园区润胜路1号的6号厂房南面 邮编: 215000

t (86-512) 62992980 www.sgs.com.cn
 t (86-512) 62992980 sgs.china@sgs.com

2.6 NR Band n14

Test Item	FCC Rule No.	Requirements	Test Result	Verdict
Effective (Isotropic) Radiated Power Output Data	§2.1046 §90.542(a)	ERP ≤ 3 W.	Section 1 of Appendix B.31	Pass
Peak-Average Ratio	---	Limit ≤ 13 dB	Section 2 of Appendix B.31	Pass
Bandwidth	§2.1049	OBW: No limit. EBW: No limit.	Section 3 of Appendix B.31	Pass
Emission Mask	§2.1051 §90.210(b)	Transmitters designed for operation under this part on frequencies other than listed in this section must meet the emission mask requirements of Emission Mask B. Equipment operating under this part on frequencies allocated to but shared with the Federal Government, must meet the applicable Federal Government technical standards (b) Emission Mask B. For transmitters that are equipped with an audio low-pass filter, the power of any emission must be attenuated below the unmodulated carrier power (P) as follows: (1) On any frequency removed from the assigned frequency by more than 50 percent, but not more than 100 percent of the authorized bandwidth: At least 25 dB.(2) On any frequency removed from the assigned frequency by more than 100 percent, but not more than 250 percent of the authorized bandwidth: At least 35 dB..(3) On any frequency removed from the assigned frequency by more than 250 percent of the authorized bandwidth: At least 43 + 10 log (P) dB.	Section 4 of Appendix B.31	Pass
Band Edges Compliance	§2.1051 §90.543(e)(2)(3)	(1) On all frequencies between 769-775 MHz and 799-805 MHz, by a factor not less than 76 + 10 log (P) dB in a 6.25 kHz band segment, for base and fixed stations.(2) On all frequencies between 769-775 MHz and 799-805 MHz, by a factor not less than 65 + 10 log (P) dB in a 6.25 kHz band segment, for mobile and portable stations.(3) On any	Section 5 of Appendix B.31	Pass



Unless otherwise agreed in writing, this document is issued by the Company subject to its General Conditions of Service printed overleaf, available on request or accessible at <http://www.sgs.com/en/Terms-and-Conditions.aspx> and, for electronic format documents, subject to Terms and Conditions for Electronic Documents at <http://www.sgs.com/en/Terms-and-Conditions/Terms-e-Documents.aspx>. Attention is drawn to the limitation of liability, indemnification and jurisdiction issues defined therein. Any holder of this document is advised that information contained hereon reflects the Company's findings at the time of its intervention only and within the limits of Client's instructions, if any. The Company's sole responsibility is to its Client and this document does not exonerate parties to a transaction from exercising all their rights and obligations under the transaction documents. This document cannot be reproduced except in full, without prior written approval of the Company. Any unauthorized alteration, forgery or falsification of the content or appearance of this document is unlawful and offenders may be prosecuted to the fullest extent of the law. Unless otherwise stated the results shown in this test report refer only to the sample(s) tested and such sample(s) are retained for 30 days only.

Attention: To check the authenticity of testing/inspection report & certificate, please contact us at telephone: (86-755) 8307 1443, or email: CN.Doccheck@sgs.com

South of No. 6 Plant, No. 1, Runsheng Road, Suzhou Industrial Park, Suzhou Area, China (Jiangsu) Pilot Free Trade Zone 215000 t (86-512) 62992980 www.sgsgroup.com.cn
 中国·苏州·中国(江苏)自由贸易试验区苏州片区苏州工业园区胜浦路1号6号厂房南楼 邮编: 215000 t (86-512) 62992980 sgs.china@sgs.com

		frequency between 775-788 MHz, above 805 MHz, and below 758 MHz, by at least 43 + 10 log (P) dB.		
Spurious Emission at Antenna Terminals	§2.1051, §90.543(c) §90.543(f)	FCC: ≤ -13 dBm/100 kHz, from 9 kHz to 10th harmonics but outside authorized operating frequency ranges. For operations in the 758–775 MHz and 788–805 MHz bands, all emissions including harmonics in the band 1559–1610 MHz shall be limited to -70 dBW/ MHz equivalent isotropically radiated power (EIRP) for wideband signals, and -80 dBW EIRP for discrete emissions of less than 700 Hz bandwidth.	Section 6 of Appendix B.31	Pass
Field Strength of Spurious Radiation	§2.1053, §90.543(c) §90.543(f)	FCC: ≤ -13 dBm/100 kHz. For operations in the 758–775 MHz and 788–805 MHz bands, all emissions including harmonics in the band 1559–1610 MHz shall be limited to -70 dBW/ MHz equivalent isotropically radiated power (EIRP) for wideband signals, and -80 dBW EIRP for discrete emissions of less than 700 Hz bandwidth.	Section 7 of Appendix B.31	Pass
Frequency Stability	§2.1055(a)(1)(b) §2.1055(d)(1) §90.213	Within authorized bands of operation/frequency block.	Section 8 of Appendix B.31	Pass



Unless otherwise agreed in writing, this document is issued by the Company subject to its General Conditions of Service printed overleaf, available on request or accessible at <http://www.sgs.com/en/Terms-and-Conditions.aspx> and, for electronic format documents, subject to Terms and Conditions for Electronic Documents at <http://www.sgs.com/en/Terms-and-Conditions/Terms-e-Documents.aspx>. Attention is drawn to the limitation of liability, indemnification and jurisdiction issues defined therein. Any holder of this document is advised that information contained hereon reflects the Company's findings at the time of its intervention only and within the limits of Client's instructions, if any. The Company's sole responsibility is to its Client and this document does not exonerate parties to a transaction from exercising all their rights and obligations under the transaction documents. This document cannot be reproduced except in full, without prior written approval of the Company. Any unauthorized alteration, forgery or falsification of the content or appearance of this document is unlawful and offenders may be prosecuted to the fullest extent of the law. Unless otherwise stated the results shown in this test report refer only to the sample(s) tested and such sample(s) are retained for 30 days only.
Attention: To check the authenticity of testing/inspection report & certificate, please contact us at telephone: (86-755) 8307 1443, or email: CN.Doccheck@sgs.com

South of No. 6 Plant, No. 1, Runsheng Road, Suzhou Industrial Park, Suzhou Area, China (Jiangsu) Pilot Free Trade Zone 215000 t (86-512) 62992980 www.sgs.com.cn
 中国·苏州·中国(江苏)自由贸易试验区苏州片区苏州工业园区润胜路1号的6号厂房南楼 邮编: 215000 t (86-512) 62992980 sgs.china@sgs.com

2.7 NR Band n26(814~824 MHz)

Test Item	FCC Rule No.	Requirements	Test Result	Verdict
Transmitter Conducted Power Output	§2.1046, §90.635(b)	< 100 W.	Section 1 of Appendix B.33	Pass
Peak-Average Ratio	---	Limit≤13 dB	Section 2 of Appendix B.33	Pass
Bandwidth	§2.1049	OBW: No limit. EBW: No limit.	Section 3 of Appendix B.33	Pass
Emission Mask	§2.1051 § 90.691(a)	For any frequency removed from the EA licensee's frequency block by up to and including 37.5 kHz, the power of any emission shall be attenuated below the transmitter power (P) in watts by at least 116 Log ₁₀ (f/6.1) decibels or 50+10Log ₁₀ (P) decibels or 80 decibels, whichever is the lesser attenuation, where f is the frequency removed from the center of the outer channel in the block in kilohertz and where f is greater than 12.5 kHz.	Section 4 of Appendix B.33	Pass
Spurious Emission at Antenna Terminals	§2.1051, §90.691	< 43 + 10Log ₁₀ (P[Watts]) for all out-of-band emissions	Section 5 of Appendix B.33	Pass
Field Strength of Spurious Radiation	§2.1053, §90.691	< 43 + 10Log ₁₀ (P[Watts]) for all out-of-band emissions	Section 6 of Appendix B.33	Pass
Frequency Stability	§2.1055(a)(1)(b) §2.1055(d)(1) §90.213	Within authorized bands of operation/frequency block.	Section 7 of Appendix B.33	Pass



Unless otherwise agreed in writing, this document is issued by the Company subject to its General Conditions of Service printed overleaf, available on request or accessible at <http://www.sgs.com/en/Terms-and-Conditions.aspx> and, for electronic format documents, subject to Terms and Conditions for Electronic Documents at <http://www.sgs.com/en/Terms-and-Conditions/Terms-e-Documents.aspx>. Attention is drawn to the limitation of liability, indemnification and jurisdiction issues defined therein. Any holder of this document is advised that information contained hereon reflects the Company's findings at the time of its intervention only and within the limits of Client's instructions, if any. The Company's sole responsibility is to its Client and this document does not exonerate parties to a transaction from exercising all their rights and obligations under the transaction documents. This document cannot be reproduced except in full, without prior written approval of the Company. Any unauthorized alteration, forgery or falsification of the content or appearance of this document is unlawful and offenders may be prosecuted to the fullest extent of the law. Unless otherwise stated the results shown in this test report refer only to the sample(s) tested and such sample(s) are retained for 30 days only.

Attention: To check the authenticity of testing /inspection report & certificate, please contact us at telephone: (86-755) 8307 1443, or email: CN.Doccheck@sgs.com

South of No. 6 Plant, No. 1, Runsheng Road, Suzhou Industrial Park, Suzhou Area, China (Jiangsu) Pilot Free Trade Zone 215000 t (86-512) 62992980 www.sgs.com.cn
 中国·苏州·中国(江苏)自由贸易试验区苏州片区苏州工业园区润胜路1号的6号厂房南楼 邮编: 215000 t (86-512) 62992980 sgs.china@sgs.com

2.8 NR Band n30

Test Item	FCC Rule No.	Requirements	Test Result	Verdict
Effective (Isotropic) Radiated Power Output Data	§2.1046, §27.50(a)(3)	EIRP ≤ 50mW/1MHz EIRP ≤ 250mW/5MHz	Section 1 of Appendix B.35	Pass
Peak-Average Ratio	---	FCC: Limit ≤ 13 dB	Section 2 of Appendix B.35	Pass
Bandwidth	§2.1049,	OBW: No limit. EBW: No limit.	Section 3 of Appendix B.35	Pass
Band Edges Compliance	§2.1051, §27.53(a)(4)	≤ -13 dBm/1%*EBW, in 1 MHz bands immediately outside and adjacent to the frequency block.	Section 4 of Appendix B.35	Pass
Spurious Emission at Antenna Terminals	§2.1051, §27.53(a)(4)	<p>Figure 1: Unwanted Emissions for Mobile, Portable, and Low Power Fixed Subscriber Equipment</p> <p>For mobile and portable stations operating in the 2305-2315 MHz and 2350-2360 MHz bands:</p> <p>(i) By a factor of not less than: $43 + 10 \log (P)$ dB on all frequencies between 2305 and 2320 MHz and on all frequencies between 2345 and 2360 MHz that are outside the licensed band(s) of operation, not less than $55 + 10 \log (P)$ dB on all frequencies between 2320 and 2324 MHz and on all frequencies between 2341 and 2345 MHz, not less than $61 + 10 \log (P)$ dB on all frequencies between 2324 and 2328 MHz and on all frequencies between 2337 and 2341 MHz, and not less than $67 + 10 \log (P)$ dB on all frequencies between 2328 and 2337 MHz;</p> <p>(ii) By a factor of not less than $43 + 10 \log (P)$ dB on all frequencies between 2300 and 2305 MHz, $55 + 10 \log (P)$ dB on all frequencies between 2296 and 2300 MHz, $61 + 10 \log (P)$ dB on all frequencies between 2292 and 2296 MHz, $67 + 10 \log (P)$ dB on all frequencies</p>	Section 5 of Appendix B.35	Pass



Unless otherwise agreed in writing, this document is issued by the Company subject to its General Conditions of Service printed overleaf, available on request or accessible at <http://www.sgs.com/en/Terms-and-Conditions.aspx> and, for electronic format documents, subject to Terms and Conditions for Electronic Documents at <http://www.sgs.com/en/Terms-and-Conditions/Terms-e-Documents.aspx>. Attention is drawn to the limitation of liability, indemnification and jurisdiction issues defined therein. Any holder of this document is advised that information contained hereon reflects the Company's findings at the time of its intervention only and within the limits of Client's instructions, if any. The Company's sole responsibility is to its Client and this document does not exonerate parties to a transaction from exercising all their rights and obligations under the transaction documents. This document cannot be reproduced except in full, without prior written approval of the Company. Any unauthorized alteration, forgery or falsification of the content or appearance of this document is unlawful and offenders may be prosecuted to the fullest extent of the law. Unless otherwise stated the results shown in this test report refer only to the sample(s) tested and such sample(s) are retained for 30 days only.

Attention: To check the authenticity of testing/inspection report & certificate, please contact us at telephone: (86-755) 8307 1443, or email: CN.Doccheck@sgs.com

South of No. 6 Plant, No. 1, Runsheng Road, Suzhou Industrial Park, Suzhou Area, China (Jiangsu) Pilot Free Trade Zone 215000 t (86-512) 62992980 www.sgsgroup.com.cn
 中国·苏州·中国(江苏)自由贸易试验区苏州片区苏州工业园区润胜路1号的6号厂房南楼 邮编: 215000 t (86-512) 62992980 sgs.china@sgs.com

Report No.: SEWM2311000473RG02

Rev.: 01

Page: 15 of 66

		between 2288 and 2292 MHz, and 70 + 10 log (P) dB below 2288 MHz;(iii) By a factor of not less than 43 + 10 log (P) dB on all frequencies between 2360 and 2365 MHz, and not less than 70 + 10 log (P) dB above 2365 MHz.		
Field Strength of Spurious Radiation	§2.1053, §27.53(a)(4)	≤ -13 dBm/1 MHz.	Section 6 of Appendix B.35	Pass
Frequency Stability	§2.1055(a)(1)(b) §2.1055(d)(1) §27.54	within the range of the operating frequency blocks	Section 7 of Appendix B.35	Pass



Unless otherwise agreed in writing, this document is issued by the Company subject to its General Conditions of Service printed overleaf, available on request or accessible at <http://www.sgs.com/en/Terms-and-Conditions.aspx> and, for electronic format documents, subject to Terms and Conditions for Electronic Documents at <http://www.sgs.com/en/Terms-and-Conditions/Terms-e-Documents.aspx>. Attention is drawn to the limitation of liability, indemnification and jurisdiction issues defined therein. Any holder of this document is advised that information contained hereon reflects the Company's findings at the time of its intervention only and within the limits of Client's instructions, if any. The Company's sole responsibility is to its Client and this document does not exonerate parties to a transaction from exercising all their rights and obligations under the transaction documents. This document cannot be reproduced except in full, without prior written approval of the Company. Any unauthorized alteration, forgery or falsification of the content or appearance of this document is unlawful and offenders may be prosecuted to the fullest extent of the law. Unless otherwise stated the results shown in this test report refer only to the sample(s) tested and such sample(s) are retained for 30 days only.
Attention: To check the authenticity of testing/inspection report & certificate, please contact us at telephone: (86-755) 8307 1443, or email: CN.Doccheck@sgs.com

South of No. 6 Plant, No. 1, Runsheng Road, Suzhou Industrial Park, Suzhou Area, China (Jiangsu) Pilot Free Trade Zone 215000
 中国·苏州·中国(江苏)自由贸易试验区苏州片区苏州工业园区润胜路1号的6号厂房南楼 邮编: 215000

t (86-512) 62992980 www.sgs.com.cn
 t (86-512) 62992980 sgs.china@sgs.com

2.9 NR Band n66/ NR Band n70

Test Item	FCC Rule No.	Requirements	Test Result	Verdict
Effective (Isotropic) Radiated Power Output Data	§2.1046, §27.50(d)(4)	EIRP ≤ 1 W	Section 1 of Appendix B.38& B.39	Pass
Peak-Average Ratio	§27.50(d)(5)	Limit≤13 dB	Section 2 of Appendix B.38& B.39	Pass
Bandwidth	§2.1049	OBW: No limit. EBW: No limit.	Section 3 of Appendix B.38& B.39	Pass
Band Edges Compliance	§2.1051, §27.53(h)	≤ -13 dBm/1%*EBW, in 1 MHz bands immediately outside and adjacent to the frequency block.	Section 4 of Appendix B.38& B.39	Pass
Spurious Emission at Antenna Terminals	§2.1051, §27.53(h)	≤ -13 dBm/1 MHz, from 9 kHz to 10 th harmonics but outside authorized operating frequency ranges.	Section 5 of Appendix B.38& B.39	Pass
Field Strength of Spurious Radiation	§2.1053, §27.53(h)	≤ -13 dBm/1 MHz.	Section 6 of Appendix B.38& B.39	Pass
Frequency Stability	§2.1055(a)(1)(b) §2.1055(d)(1) §27.54	Within authorized bands of operation/frequency block.	Section 7 of Appendix B.38& B.39	Pass



Unless otherwise agreed in writing, this document is issued by the Company subject to its General Conditions of Service printed overleaf, available on request or accessible at <http://www.sgs.com/en/Terms-and-Conditions.aspx> and, for electronic format documents, subject to Terms and Conditions for Electronic Documents at <http://www.sgs.com/en/Terms-and-Conditions/Terms-e-Documents.aspx>. Attention is drawn to the limitation of liability, indemnification and jurisdiction issues defined therein. Any holder of this document is advised that information contained hereon reflects the Company's findings at the time of its intervention only and within the limits of Client's instructions, if any. The Company's sole responsibility is to its Client and this document does not exonerate parties to a transaction from exercising all their rights and obligations under the transaction documents. This document cannot be reproduced except in full, without prior written approval of the Company. Any unauthorized alteration, forgery or falsification of the content or appearance of this document is unlawful and offenders may be prosecuted to the fullest extent of the law. Unless otherwise stated the results shown in this test report refer only to the sample(s) tested and such sample(s) are retained for 30 days only.

Attention: To check the authenticity of testing /inspection report & certificate, please contact us at telephone: (86-755) 8307 1443, or email: CN.Doccheck@sgs.com

South of No. 6 Plant, No. 1, Runsheng Road, Suzhou Industrial Park, Suzhou Area, China (Jiangsu) Pilot Free Trade Zone 215000 t (86-512) 62992980 www.sgs.com.cn
 中国·苏州·中国(江苏)自由贸易试验区苏州片区苏州工业园区润胜路1号的6号厂房南楼 邮编: 215000 t (86-512) 62992980 sgs.china@sgs.com

2.10 NR Band n71

Test Item	FCC Rule No.	Requirements	Test Result	Verdict
Effective (Isotropic) Radiated Power Output Data	§2.1046 §27.50(c)(10)	ERP ≤ 3 W	Section 1 of Appendix B.40	Pass
Peak-Average Ratio	---	Limit ≤ 13 dB	Section 2 of Appendix B.40	Pass
Bandwidth	§2.1049	OBW: No limit. EBW: No limit.	Section 3 of Appendix B.40	Pass
Band Edges Compliance	§2.1051, §27.53(g)	≤ 43+10log10(P[Watts])	Section 4 of Appendix B.40	Pass
Spurious Emission at Antenna Terminals	§2.1051, §27.53(g)	≤ 43+10log10(P[Watts])	Section 5 of Appendix B.40	Pass
Field Strength of Spurious Radiation	§2.1053, §27.53(g)	≤ -13 dBm/1 MHz.	Section 6 of Appendix B.40	Pass
Frequency Stability	§2.1055(a)(1)(b) §2.1055(d)(1) §27.54	within the authorized bands of operation.	Section 7 of Appendix B.40	Pass



Unless otherwise agreed in writing, this document is issued by the Company subject to its General Conditions of Service printed overleaf, available on request or accessible at <http://www.sgs.com/en/Terms-and-Conditions.aspx> and, for electronic format documents, subject to Terms and Conditions for Electronic Documents at <http://www.sgs.com/en/Terms-and-Conditions/Terms-e-Documents.aspx>. Attention is drawn to the limitation of liability, indemnification and jurisdiction issues defined therein. Any holder of this document is advised that information contained hereon reflects the Company's findings at the time of its intervention only and within the limits of Client's instructions, if any. The Company's sole responsibility is to its Client and this document does not exonerate parties to a transaction from exercising all their rights and obligations under the transaction documents. This document cannot be reproduced except in full, without prior written approval of the Company. Any unauthorized alteration, forgery or falsification of the content or appearance of this document is unlawful and offenders may be prosecuted to the fullest extent of the law. Unless otherwise stated the results shown in this test report refer only to the sample(s) tested and such sample(s) are retained for 30 days only.

Attention: To check the authenticity of testing /inspection report & certificate, please contact us at telephone: (86-755) 8307 1443, or email: CN.Doccheck@sgs.com

South of No. 6 Plant, No. 1, Runsheng Road, Suzhou Industrial Park, Suzhou Area, China (Jiangsu) Pilot Free Trade Zone 215000 t (86-512) 62992980 www.sgs.com.cn
 中国·苏州·中国(江苏)自由贸易试验区苏州片区苏州工业园区润胜路1号的6号厂房南楼 邮编: 215000 t (86-512) 62992980 sgs.china@sgs.com

2.11 NR Band n77/ NR Band n78

3700-3980MHz:

Test Item	FCC Rule No.	Requirements	Test Result	Verdict
Effective (Isotropic) Radiated Power Output Data	§2.1046, §27.50(j)(3)	EIRP ≤ 1W	Section 1 of Appendix B.42& B.44	Pass
Peak-Average Ratio	---	≤13 dB	Section 2 of Appendix B.42& B.44	Pass
Bandwidth	§2.1049	OBW: No limit. EBW: No limit.	Section 3 of Appendix B.42& B.44	Pass
Band Edges Compliance	§2.1051, §27.53(l)(2)	(2) For mobile operations in the 3700-3980 MHz band, the conducted power of any emission outside the licensee's authorized bandwidth shall not exceed -13 dBm/MHz. Compliance with this paragraph (l)(2) is based on the use of measurement instrumentation employing a resolution bandwidth of 1 megahertz or greater. However, in the 1 megahertz bands immediately outside and adjacent to the licensee's frequency block, the minimum resolution bandwidth for the measurement shall be either one percent of the emission bandwidth of the fundamental emission of the transmitter or 350 kHz. In the bands between 1 and 5 MHz removed from the licensee's frequency block, the minimum resolution bandwidth for the measurement shall be 500 kHz.	Section 4 of Appendix B.42& B.44	Pass
Spurious Emission at Antenna Terminals	§2.1051, §27.53(l)(2)	not exceed -13 dBm/MHz.	Section 5 of Appendix B.42& B.44	Pass
Field Strength of Spurious Radiation	§2.1053, §27.53(l)(2)	not exceed -13 dBm/MHz	Section 6 of Appendix B.42& B.44	Pass
Frequency Stability	§2.1055(a)(1)(b) §2.1055(d)(1) §27.54	Within authorized bands of operation/frequency block.	Section 7 of Appendix B.42& B.44	Pass



Unless otherwise agreed in writing, this document is issued by the Company subject to its General Conditions of Service printed overleaf, available on request or accessible at <http://www.sgs.com/en/Terms-and-Conditions.aspx> and, for electronic format documents, subject to Terms and Conditions for Electronic Documents at <http://www.sgs.com/en/Terms-and-Conditions/Terms-e-Documents.aspx>. Attention is drawn to the limitation of liability, indemnification and jurisdiction issues defined therein. Any holder of this document is advised that information contained hereon reflects the Company's findings at the time of its intervention only and within the limits of Client's instructions, if any. The Company's sole responsibility is to its Client and this document does not exonerate parties to a transaction from exercising all their rights and obligations under the transaction documents. This document cannot be reproduced except in full, without prior written approval of the Company. Any unauthorized alteration, forgery or falsification of the content or appearance of this document is unlawful and offenders may be prosecuted to the fullest extent of the law. Unless otherwise stated the results shown in this test report refer only to the sample(s) tested and such sample(s) are retained for 30 days only.

Attention: To check the authenticity of testing /inspection report & certificate, please contact us at telephone: (86-755) 8307 1443, or email: CN.Doccheck@sgs.com

South of No. 6 Plant, No. 1, Runsheng Road, Suzhou Industrial Park, Suzhou Area, China (Jiangsu) Pilot Free Trade Zone 215000 t (86-512) 62992980 www.sgs.com.cn
 中国·苏州·中国(江苏)自由贸易试验区苏州片区苏州工业园区润胜路1号的6号厂房南楼 邮编: 215000 t (86-512) 62992980 sgs.china@sgs.com

3450-3550MHz:

Test Item	FCC Rule No.	Requirements	Test Result	Verdict
Effective (Isotropic) Radiated Power Output Data	§2.1046, §27.50(k)(3)	EIRP ≤ 30dBm	Section 1 of Appendix B.41& B.43	Pass
Peak-Average Ratio	§27.50(k)(4)	FCC: Limit≤13 dB	Section 2 of Appendix B.41& B.43	Pass
Bandwidth	§2.1049	OBW: No limit. EBW: No limit.	Section 3 of Appendix B.41& B.43	Pass
Band Edges Compliance	§2.1051, §27.50(n)(2)	For mobile operations in the 3450-3550 MHz band, the conducted power of any emission outside the licensee's authorized bandwidth shall not exceed -13 dBm/MHz.	Section 4 of Appendix B.41& B.43	Pass
Spurious Emission at Antenna Terminals	§2.1051, §27.50(n)(2)	For mobile operations in the 3450-3550 MHz band, the conducted power of any emission outside the licensee's authorized bandwidth shall not exceed -13 dBm/MHz.	Section 5 of Appendix B.41& B.43	Pass
Field Strength of Spurious Radiation	§2.1053, §27.50(n)(2)	For mobile operations in the 3450-3550 MHz band, the conducted power of any emission outside the licensee's authorized bandwidth shall not exceed -13 dBm/MHz.	Section 6 of Appendix B.41& B.43	Pass
Frequency Stability	§2.1055(a)(1)(b) §2.1055(d)(1) §27.54	Within authorized bands of operation/ frequency block.	Section 7 of Appendix B.41& B.43	Pass



Unless otherwise agreed in writing, this document is issued by the Company subject to its General Conditions of Service printed overleaf, available on request or accessible at <http://www.sgs.com/en/Terms-and-Conditions.aspx> and, for electronic format documents, subject to Terms and Conditions for Electronic Documents at <http://www.sgs.com/en/Terms-and-Conditions/Terms-e-Documents.aspx>. Attention is drawn to the limitation of liability, indemnification and jurisdiction issues defined therein. Any holder of this document is advised that information contained hereon reflects the Company's findings at the time of its intervention only and within the limits of Client's instructions, if any. The Company's sole responsibility is to its Client and this document does not exonerate parties to a transaction from exercising all their rights and obligations under the transaction documents. This document cannot be reproduced except in full, without prior written approval of the Company. Any unauthorized alteration, forgery or falsification of the content or appearance of this document is unlawful and offenders may be prosecuted to the fullest extent of the law. Unless otherwise stated the results shown in this test report refer only to the sample(s) tested and such sample(s) are retained for 30 days only.

Attention: To check the authenticity of testing /inspection report & certificate, please contact us at telephone: (86-755) 8307 1443, or email: CN.Doccheck@sgs.com

South of No. 6 Plant, No. 1, Runsheng Road, Suzhou Industrial Park, Suzhou Area, China (Jiangsu) Pilot Free Trade Zone 215000 t (86-512) 62992980 www.sgs.com.cn
 中国·苏州·中国(江苏)自由贸易试验区苏州片区苏州工业园区润胜路1号的6号厂房南楼 邮编: 215000 t (86-512) 62992980 sgs.china@sgs.com

Report No.: SEWM2311000473RG02
Rev.: 01
Page: 20 of 66

Remark for SEWM2311000473RG02 issue on 2024/04/29:

This test report (Report No.: SEWM2311000473RG02 issue on 2024/04/29) is based on the original test report (Report No.: SEWA2303000029RG02 (FCC ID: XMR2023RG620TNA) issue on 2023/04/24).

Review this report and original report, this report just changing the parts according to the declaration letter from client.

Considering to the difference, pre-scan were performed on the sample in this report to find the items which can be influential to the result in the original test report for fully retest.

Therefore in this report the the Power for all frequency bands, Field Strength of Spurious Radiation of CA_n26A-n66A/CA_n26A-n70A/CA_n70A-n71A/CA_n70A-n77A/CA_n71A-n66A/CA_n71A-n70A/DC_14A_n5A, and all test items of CA_n5B, CA_n7B, CA_n41C, NR Band n2/n5/n25/n38/n66/n70/n71 UL MIMO were tested and Field Strength of Spurious Radiation were performed based on the worst case of the original report with report number SEWA2303000029RG02 (FCC ID: XMR2023RG620TNA) issue on 2023/04/24 and other test data in this report are based on the previous report with report number SEWA2303000029RG02 (FCC ID: XMR2023RG620TNA) issue on 2023/04/24.

Summary of the Spot check:

The items of Power and Field Strength of Spurious Radiation test against the variant model based on the worst-case condition from the original model was performed in this filing and the verification test results similar to the original FCC ID. All tests meet FCC technical limits. Detail sport check test result can be found in the Appendix A.3- Check data.



Unless otherwise agreed in writing, this document is issued by the Company subject to its General Conditions of Service printed overleaf, available on request or accessible at <http://www.sgs.com/en/Terms-and-Conditions.aspx> and, for electronic format documents, subject to Terms and Conditions for Electronic Documents at <http://www.sgs.com/en/Terms-and-Conditions/Terms-e-Documents.aspx>. Attention is drawn to the limitation of liability, indemnification and jurisdiction issues defined therein. Any holder of this document is advised that information contained hereon reflects the Company's findings at the time of its intervention only and within the limits of Client's instructions, if any. The Company's sole responsibility is to its Client and this document does not exonerate parties to a transaction from exercising all their rights and obligations under the transaction documents. This document cannot be reproduced except in full, without prior written approval of the Company. Any unauthorized alteration, forgery or falsification of the content or appearance of this document is unlawful and offenders may be prosecuted to the fullest extent of the law. Unless otherwise stated the results shown in this test report refer only to the sample(s) tested and such sample(s) are retained for 30 days only.
Attention: To check the authenticity of testing /inspection report & certificate, please contact us at telephone: (86-755) 8307 1443, or email: CN.Doccheck@sgs.com

South of No. 6 Plant, No. 1, Runsheng Road, Suzhou Industrial Park, Suzhou Area, China (Jiangsu) Pilot Free Trade Zone 215000 t (86-512) 62992980 www.sgs.com.cn
中国·苏州·中国(江苏)自由贸易试验区苏州片区苏州工业园区润胜路1号的6号厂房南楼 邮编: 215000 t (86-512) 62992980 sgs.china@sgs.com

3 General Information

3.1 Client Information

Applicant:	Quectel Wireless Solutions Co., Ltd.
Address of Applicant:	Building 5, Shanghai Business Park Phase III (Area B), No.1016 Tianlin Road, Minhang District, Shanghai, China 200233
Manufacturer:	Quectel Wireless Solutions Co., Ltd.
Address of Manufacturer:	Building 5, Shanghai Business Park Phase III (Area B), No.1016 Tianlin Road, Minhang District, Shanghai, China 200233

3.2 Test Location

Company:	SGS-CSTC Standards Technical Services (Suzhou) Co., Ltd.
Address:	South of No. 6 Plant, No. 1, Runsheng Road, Suzhou Industrial Park, Suzhou Area, China (Jiangsu) Pilot Free Trade Zone
Post code:	215000
Test engineer:	Levi Li, King-p Li

3.3 Test Facility

The test facility is recognized, certified, or accredited by the following organizations:

- **A2LA (Certificate No. 6336.01)**

SGS-CSTC STANDARDS TECHNICAL SERVICES (SUZHOU) CO., LTD. is accredited by the American Association for Laboratory Accreditation(A2LA). Certificate No. 6336.01.

- **Innovation, Science and Economic Development Canada**

SGS-CSTC STANDARDS TECHNICAL SERVICES (SUZHOU) CO., LTD. has been recognized by ISED as an accredited testing laboratory.

CAB identifier: CN0120.

IC#: 27594.

- **FCC –Designation Number: CN1312**

SGS-CSTC STANDARDS TECHNICAL SERVICES (SUZHOU) CO., LTD. has been recognized as an accredited testing laboratory.

Designation Number: CN1312.

Test Firm Registration Number: 717327



Unless otherwise agreed in writing, this document is issued by the Company subject to its General Conditions of Service printed overleaf, available on request or accessible at <http://www.sgs.com/en/Terms-and-Conditions.aspx> and, for electronic format documents, subject to Terms and Conditions for Electronic Documents at <http://www.sgs.com/en/Terms-and-Conditions/Terms-e-Documents.aspx>. Attention is drawn to the limitation of liability, indemnification and jurisdiction issues defined therein. Any holder of this document is advised that information contained hereon reflects the Company's findings at the time of its intervention only and within the limits of Client's instructions, if any. The Company's sole responsibility is to its Client and this document does not exonerate parties to a transaction from exercising all their rights and obligations under the transaction documents. This document cannot be reproduced except in full, without prior written approval of the Company. Any unauthorized alteration, forgery or falsification of the content or appearance of this document is unlawful and offenders may be prosecuted to the fullest extent of the law. Unless otherwise stated the results shown in this test report refer only to the sample(s) tested and such sample(s) are retained for 30 days only.
Attention: To check the authenticity of testing /inspection report & certificate, please contact us at telephone: (86-755) 8307 1443, or email: CN.Doccheck@sgs.com

SGS-CSTC Standards Technical Services (Suzhou) Co., Ltd.
 Wireless Laboratory

South of No. 6 Plant, No. 1, Runsheng Road, Suzhou Industrial Park, Suzhou Area, China (Jiangsu) Pilot Free Trade Zone 215000
 中国·苏州·中国(江苏)自由贸易试验区苏州片区苏州工业园区润胜路1号的6号厂房南楼 邮编: 215000

t (86-512) 62992980 www.sgs.com.cn
 sgs.china@sgs.com

3.4 General Description of EUT

EUT Description:	5G Sub-6 GHz LGA Module		
Model No.:	RG620T-NA		
Trade Mark:	Quectel		
Hardware Version:	R2.0		
Software Version:	RG620TNA00AAR02A02G55_OCPU		
IMEI:	RF Conducted	861075060002904	
	RSE	861075060011178	
Feature:	UL 2*2 MIMO: NR Band n38; NR Band n41; NR Band n77; NR Band n78; NR Band n2; NR Band n5; NR Band n25; NR Band n66; NR Band n70; NR Band n71;		
HPUE Power Class:	NR Band n38; NR Band n41; NR Band n77; NR Band n78		
Antenna Type:	<input checked="" type="checkbox"/> External, <input type="checkbox"/> Integrated		
Antenna Gain:	NR Band n2:	0.73dBi (Ant1)	0.73dBi (Ant7)
	NR Band n5:	0.49dBi (Ant1)	0.49dBi (Ant7)
	NR Band n7:	1.42dBi (Ant1)	
	NR Band n12:	-8.65dBi (Ant7)	
	NR Band n13:	-10.95dBi (Ant7)	
	NR Band n14:	-10.95dBi (Ant7)	
	NR Band n25:	0.73dBi (Ant1)	0.73dBi (Ant7)
	NR Band n26:	0.49dBi (Ant1)	
	NR Band n30:	-3.06dBi (Ant1)	
	NR Band n38:	0.77dBi (Ant1)	1.69dBi (Ant7)
	NR Band n41:	1.42dBi (Ant1)	2.61dBi (Ant7)
	NR Band n66:	-0.20dBi (Ant1)	-0.20dBi (Ant7)
	NR Band n70:	-0.80dBi (Ant1)	-0.80dBi (Ant7)
	NR Band n71:	-9.34dBi (Ant1)	-9.34dBi (Ant7)
	NR Band n77:	-3.48dBi (Ant0)	-3.48dBi (Ant6)
	NR Band n78:	-4.11dBi (Ant0)	-4.11dBi (Ant6)
	NR CA_n5B:	0.49dBi (Ant1)	
	NR CA_n7B:	1.42dBi (Ant1)	
	NR CA_n41C:	1.42dBi (Ant1)	
<p>Note: The antenna gain are derived from the gain information report provided by the manufacturer.</p>			



Unless otherwise agreed in writing, this document is issued by the Company subject to its General Conditions of Service printed overleaf, available on request or accessible at <http://www.sgs.com/en/Terms-and-Conditions.aspx> and, for electronic format documents, subject to Terms and Conditions for Electronic Documents at <http://www.sgs.com/en/Terms-and-Conditions/Terms-e-Documents.aspx>. Attention is drawn to the limitation of liability, indemnification and jurisdiction issues defined therein. Any holder of this document is advised that information contained hereon reflects the Company's findings at the time of its intervention only and within the limits of Client's instructions, if any. The Company's sole responsibility is to its Client and this document does not exonerate parties to a transaction from exercising all their rights and obligations under the transaction documents. This document cannot be reproduced except in full, without prior written approval of the Company. Any unauthorized alteration, forgery or falsification of the content or appearance of this document is unlawful and offenders may be prosecuted to the fullest extent of the law. Unless otherwise stated the results shown in this test report refer only to the sample(s) tested and such sample(s) are retained for 30 days only.

Attention: To check the authenticity of testing/inspection report & certificate, please contact us at telephone: (86-755) 8307 1443, or email: CN.Doccheck@sgs.com

South of No. 6 Plant, No. 1, Runsheng Road, Suzhou Industrial Park, Suzhou Area, China (Jiangsu) Pilot Free Trade Zone 215000
中国·苏州·中国(江苏)自由贸易试验区苏州片区苏州工业园区润胜路1号的6号厂房南座 邮编: 215000

t (86-512) 62992980 www.sgs.com.cn
t (86-512) 62992980 sgs.china@sgs.com



Report No.: SEWM2311000473RG02

Rev.: 01

Page: 23 of 66

RF Cable:	0.8dB (Below 1GHz)	1.0dB (1.0~2.4GHz)	1.2dB (2.4~3.4GHz)
	1.5dB (Above 3.4GHz)		

Remark:

As above information is provided and confirmed by the applicant. SGS is not liable to the accuracy, suitability, reliability or/and integrity of the information.



Unless otherwise agreed in writing, this document is issued by the Company subject to its General Conditions of Service printed overleaf, available on request or accessible at <http://www.sgs.com/en/Terms-and-Conditions.aspx> and, for electronic format documents, subject to Terms and Conditions for Electronic Documents at <http://www.sgs.com/en/Terms-and-Conditions/Terms-e-Documents.aspx>. Attention is drawn to the limitation of liability, indemnification and jurisdiction issues defined therein. Any holder of this document is advised that information contained hereon reflects the Company's findings at the time of its intervention only and within the limits of Client's instructions, if any. The Company's sole responsibility is to its Client and this document does not exonerate parties to a transaction from exercising all their rights and obligations under the transaction documents. This document cannot be reproduced except in full, without prior written approval of the Company. Any unauthorized alteration, forgery or falsification of the content or appearance of this document is unlawful and offenders may be prosecuted to the fullest extent of the law. Unless otherwise stated the results shown in this test report refer only to the sample(s) tested and such sample(s) are retained for 30 days only.

Attention: To check the authenticity of testing/inspection report & certificate, please contact us at telephone: (86-755) 8307 1443, or email: CN.Doccheck@sgs.com

South of No. 6 Plant, No. 1, Runsheng Road, Suzhou Industrial Park, Suzhou Area, China (Jiangsu) Pilot Free Trade Zone 215000 t (86-512) 62992980 www.sgsgroup.com.cn
 中国·苏州·中国(江苏)自由贸易试验区苏州片区苏州工业园区润胜路1号的6号厂房南楼 邮编: 215000 t (86-512) 62992980 sgs.china@sgs.com

MIMO Model:

FCC KDB 662911 D01 Multiple Transmitter Output v02r01

If all antennas have the same gain, G_{ANT} , Directional gain = G_{ANT} + Array Gain, where Array Gain is as follows.

- For power measurements on IEEE 802.11 devices:
 $Array\ Gain = 0\ dB$ (i.e., no array gain) for $N_{ANT} \leq 4$;
 $Array\ Gain = 0\ dB$ (i.e., no array gain) for channel widths $\geq 40\ MHz$ for any N_{ANT} ;
 $Array\ Gain = 5\ log(N_{ANT}/N_{SS}=1)\ dB$ or $3\ dB$, whichever is less, for 20-MHz channel widths with $N_{ANT} \geq 5$.

Unequal antenna gains, with equal transmit powers. For antenna gains given by G_1, G_2, \dots, G_N dBi

- If transmit signals are correlated, then
 $Directional\ gain = 10\ log[(10^{G_1/20} + 10^{G_2/20} + \dots + 10^{G_N/20})^2 / N_{ANT}]\ dBi$ [Note the "20"s in the denominator of each exponent and the square of the sum of terms; the object is to combine the signal levels coherently.]
- If all transmit signals are completely uncorrelated, then
 $Directional\ gain = 10\ log[(10^{G_1/10} + 10^{G_2/10} + \dots + 10^{G_N/10}) / N_{ANT}]\ dBi$
- For MIMO mode, the conducted Bandedge/Spurious are tested at single antenna port and add $10 * log(N_{ANT})$ according to KDB 662911 D01, only the worst MIMO Ant is shown in the report.

Band	ANT Gain1 (dBi)	ANT Gain7 (dBi)	Directional gain (dBi)
NR Band n2:	0.73	0.73	0.73
NR Band n5:	0.49	0.49	0.49
NR Band n25:	0.73	0.73	0.73
NR Band n38:	0.77	1.69	1.25
NR Band n41:	1.42	2.61	2.06
NR Band n66:	-0.2	-0.2	-0.2
NR Band n70:	-0.8	-0.8	-0.8
Band	ANT Gain0 (dBi)	ANT Gain6 (dBi)	Directional gain (dBi)
NR Band n77:	-3.48	-3.48	-3.48
NR Band n78:	-4.11	-4.11	-4.11



Unless otherwise agreed in writing, this document is issued by the Company subject to its General Conditions of Service printed overleaf, available on request or accessible at <http://www.sgs.com/en/Terms-and-Conditions.aspx> and, for electronic format documents, subject to Terms and Conditions for Electronic Documents at <http://www.sgs.com/en/Terms-and-Conditions/Terms-e-Documents.aspx>. Attention is drawn to the limitation of liability, indemnification and jurisdiction issues defined therein. Any holder of this document is advised that information contained hereon reflects the Company's findings at the time of its intervention only and within the limits of Client's instructions, if any. The Company's sole responsibility is to its Client and this document does not exonerate parties to a transaction from exercising all their rights and obligations under the transaction documents. This document cannot be reproduced except in full, without prior written approval of the Company. Any unauthorized alteration, forgery or falsification of the content or appearance of this document is unlawful and offenders may be prosecuted to the fullest extent of the law. Unless otherwise stated the results shown in this test report refer only to the sample(s) tested and such sample(s) are retained for 30 days only.
Attention: To check the authenticity of testing/inspection report & certificate, please contact us at telephone: (86-755) 8307 1443, or email: CN.Doccheck@sgs.com

South of No. 6 Plant, No. 1, Runsheng Road, Suzhou Industrial Park, Suzhou Area, China (Jiangsu) Pilot Free Trade Zone 215000 t (86-512) 62992980 www.sgs.com.cn
 中国·苏州·中国(江苏)自由贸易试验区苏州片区苏州工业园区润胜路1号的6号厂房南楼 邮编: 215000 t (86-512) 62992980 sgs.china@sgs.com

3.5 Test Mode

Test Mode	Test Modes Description
NR/TM1	NR system, DFT-s-Pi/2-BPSK modulation
NR/TM2	NR system, DFT-s-QPSK modulation
NR/TM3	NR system, DFT-s-16QAM modulation
NR/TM4	NR system, DFT-s-64QAM modulation
NR/TM5	NR system, DFT-s-256QAM modulation
NR/TM6	NR system, CP-QPSK modulation
NR/TM7	NR system, CP-16QAM modulation
NR/TM8	NR system, CP-64QAM modulation
NR/TM9	NR system, CP-256QAM modulation

Remark: The test mode(s) are selected according to relevant radio technology specifications.

3.6 Test Environment

Environment Parameter	101.0 kPa Selected Values During Tests	
Relative Humidity	44-46 % RH Ambient	
Value	Temperature(°C)	Voltage(V)
NTNV	22~23	3.8
LTLV	-30	3.3
LTHV	-30	4.4
HTLV	50	3.3
HTHV	50	4.4

Remark:

NV: Normal Voltage

LV: Low Extreme Test Voltage

HV: High Extreme Test Voltage

NT: Normal Temperature

LT: Low Extreme Test Temperature

HT: High Extreme Test Temperature

3.7 Description of Support Units

Description	Manufacturer	Model No.
Mother board	Quectel	N/A

Remark: all above the information of table are provided by client.



Unless otherwise agreed in writing, this document is issued by the Company subject to its General Conditions of Service printed overleaf, available on request or accessible at <http://www.sgs.com/en/Terms-and-Conditions.aspx> and, for electronic format documents, subject to Terms and Conditions for Electronic Documents at <http://www.sgs.com/en/Terms-and-Conditions/Terms-e-Documents.aspx>. Attention is drawn to the limitation of liability, indemnification and jurisdiction issues defined therein. Any holder of this document is advised that information contained hereon reflects the Company's findings at the time of its intervention only and within the limits of Client's instructions, if any. The Company's sole responsibility is to its Client and this document does not exonerate parties to a transaction from exercising all their rights and obligations under the transaction documents. This document cannot be reproduced except in full, without prior written approval of the Company. Any unauthorized alteration, forgery or falsification of the content or appearance of this document is unlawful and offenders may be prosecuted to the fullest extent of the law. Unless otherwise stated the results shown in this test report refer only to the sample(s) tested and such sample(s) are retained for 30 days only.
Attention: To check the authenticity of testing /inspection report & certificate, please contact us at telephone: (86-755) 8307 1443, or email: CN.Doccheck@sgs.com

South of No. 6 Plant, No. 1, Runsheng Road, Suzhou Industrial Park, Suzhou Area, China (Jiangsu) Pilot Free Trade Zone 215000
 中国·苏州·中国(江苏)自由贸易试验区苏州片区苏州工业园区润胜路1号的6号厂房南楼 邮编: 215000

t (86-512) 62992980 www.sgs.com.cn
 t (86-512) 62992980 sgs.china@sgs.com

3.8 Technical Specification

Characteristics	Description		
Radio System Type	<input checked="" type="checkbox"/> SA <input checked="" type="checkbox"/> NSA		
Supported Frequency Range	Band	TX	RX
	NR Band n2	1850 to 1910 MHz	1930 to 1990 MHz
	NR Band n5	824 to 849 MHz	869 to 894 MHz
	NR Band n7	2500 to 2570 MHz	2620 to 2690 MHz
	NR Band n12	699 to 716 MHz	729 to 746 MHz
	NR Band n13	777 to 787 MHz	746 to 756 MHz
	NR Band n14	788 to 798 MHz	758 to 768 MHz
	NR Band n25	1850 to 1915MHz	1930 to 1995 MHz
	NR Band n26 (814 to 824 MHz)	814 to 824MHz	859 to 869 MHz
	NR Band n26 (824 to 849 MHz)	824 to 849 MHz	869 to 894 MHz
	NR Band n30	2305 to 2315 MHz	2350 to 2360 MHz
	NR Band n38	2570 to 2620 MHz	2570 to 2620 MHz
	NR Band n41	2496 to 2690 MHz	2496 to 2690 MHz
	NR Band n66	1710 to 1780 MHz	2110 to 2180 MHz
	NR Band n70	1695 to 1710 MHz	1995 to 2020 MHz
	NR Band n71	663 to 698 MHz	617 to 652 MHz
	NR Band n77*	3700 to 3980 MHz	3700 to 3980 MHz
		3450 to 3550 MHz	3450 to 3550 MHz
	NR Band n78*	3700 to 3800 MHz	3700 to 3800 MHz
		3450 to 3550 MHz	3450 to 3550 MHz
NR CA: CA_n2A-n5A; CA_n2A-n7A; CA_n2A-n12A; CA_n2A-n41A; CA_n2A-n66A; CA_n2A-n71A; CA_n2A-n77A; CA_n2A-n78A; CA_n5A-n5A; CA_n5A-n7A; CA_n5A-n12A; CA_n5A-n41A; CA_n5A-n66A; CA_n5A-n71A; CA_n5A-n77A; CA_n5A-n78A; CA_n7A-n12A; CA_n7A-n25A; CA_n7A-n66A; CA_n7A-n71A; CA_n7A-n77A; CA_n7A-n78A; CA_n12A-n25A; CA_n12A-n41A; CA_n12A-n66A; CA_n12A-n77A; CA_n25A-n41A; CA_n25A-n66A; CA_n25A-n71A; CA_n25A-n77A; CA_n25A-n78A; CA_n41A-n66A; CA_n41A-n71A; CA_n41A-n77A; CA_n41A-n78A; CA_n66A-n71A; CA_n66A-n77A; CA_n66A-n78A; CA_n71A-n77A; CA_n71A-n78A;			



Unless otherwise agreed in writing, this document is issued by the Company subject to its General Conditions of Service printed overleaf, available on request or accessible at <http://www.sgs.com/en/Terms-and-Conditions.aspx> and, for electronic format documents, subject to Terms and Conditions for Electronic Documents at <http://www.sgs.com/en/Terms-and-Conditions/Terms-e-Documents.aspx>. Attention is drawn to the limitation of liability, indemnification and jurisdiction issues defined therein. Any holder of this document is advised that information contained hereon reflects the Company's findings at the time of its intervention only and within the limits of Client's instructions, if any. The Company's sole responsibility is to its Client and this document does not exonerate parties to a transaction from exercising all their rights and obligations under the transaction documents. This document cannot be reproduced except in full, without prior written approval of the Company. Any unauthorized alteration, forgery or falsification of the content or appearance of this document is unlawful and offenders may be prosecuted to the fullest extent of the law. Unless otherwise stated the results shown in this test report refer only to the sample(s) tested and such sample(s) are retained for 30 days only.

Attention: To check the authenticity of testing/inspection report & certificate, please contact us at telephone: (86-755) 8307 1443, or email: CN.Doccheck@sgs.com

South of No. 6 Plant, No. 1, Runsheng Road, Suzhou Industrial Park, Suzhou Area, China (Jiangsu) Pilot Free Trade Zone 215000 t (86-512) 62992980 www.sgsgroup.com.cn
 中国·苏州·中国(江苏)自由贸易试验区苏州片区苏州工业园区润胜路1号的6号厂房南座 邮编: 215000 t (86-512) 62992980 sgs.china@sgs.com

	<p>CA_n5B; CA_n7B; CA_n41C; CA_n26A-n66A; CA_n26A-n70A; CA_n70A-n71A; CA_n70A-n77A; CA_n71A-n66A; CA_n71A-n70A; ENDC: DC_2A_n2A; DC_2A_n5A; DC_2A_n7A; DC_2A_n12A; DC_2A_n25A; DC_2A_n30A; DC_2A_n38A; DC_2A_n41A; DC_2A_n66A; DC_2A_n71A; DC_2A_n77A; DC_2A_n78A; DC_4A_n2A; DC_4A_n7A; DC_4A_n38A; DC_4A_n41A; DC_4A_n66A; DC_4A_n71A; DC_4A_n78A; DC_5A_n2A; DC_5A_n5A; DC_5A_n7A; DC_5A_n30A; DC_5A_n38A; DC_5A_n41A; DC_5A_n66A; DC_5A_n71A; DC_5A_n77A; DC_5A_n78A; DC_7A_n2A; DC_7A_n5A; DC_7A_n7A; DC_7A_n12A; DC_7A_n25A; DC_7A_n66A; DC_7A_n71A; DC_7A_n77A; DC_7A_n78A; DC_12A_n2A; DC_12A_n5A; DC_12A_n7A; DC_12A_n25A; DC_12A_n30A; DC_12A_n38A; DC_12A_n41A; DC_12A_n66A; DC_12A_n77A; DC_12A_n78A; DC_13A_n2A; DC_13A_n5A; DC_13A_n7A; DC_13A_n25A; DC_13A_n66A; DC_13A_n77A; DC_13A_n78A; DC_14A_n2A; DC_14A_n30A; DC_14A_n66A; DC_14A_n77A; DC_25A_n41A; DC_25A_n77A; DC_25A_n78A; DC_26A_n25A; DC_26A_n41A; DC_26A_n78A; DC_30A_n2A; DC_30A_n5A; DC_30A_n12A; DC_30A_n66A; DC_30A_n77A; DC_38A_n78A; DC_41A_n41A; DC_41A_n77A; DC_41A_n78A; DC_42A_n77A; DC_66A_n2A; DC_66A_n5A; DC_66A_n7A; DC_66A_n12A; DC_66A_n25A; DC_66A_n30A; DC_66A_n38A; DC_66A_n41A; DC_66A_n66A; DC_66A_n71A; DC_66A_n77A; DC_66A_n78A; DC_71A_n2A; DC_71A_n7A; DC_71A_n25A; DC_71A_n38A; DC_71A_n41A; DC_71A_n66A; DC_71A_n78A; DC_14A_n5A ENDC& NRCA Only test RSE, report only show worst mode.</p> <p>Note*: Both NR Band n77 and NR Band n78 have the same frequency range 3450 MHz to 3550 MHz, and NR Band n78 was fully tested, NR Band n77 only test the items of Power.</p>	
Supported Channel Bandwidth	NR Band n2	SCS 15kHz:
		<input checked="" type="checkbox"/> 5 MHz <input checked="" type="checkbox"/> 10 MHz <input checked="" type="checkbox"/> 15 MHz <input checked="" type="checkbox"/> 20 MHz
	NR Band n5	SCS 15kHz:
		<input checked="" type="checkbox"/> 5 MHz <input checked="" type="checkbox"/> 10 MHz <input checked="" type="checkbox"/> 15 MHz <input checked="" type="checkbox"/> 20 MHz
	NR Band n7	SCS 15kHz:
		<input checked="" type="checkbox"/> 5 MHz <input checked="" type="checkbox"/> 10 MHz <input checked="" type="checkbox"/> 15 MHz <input checked="" type="checkbox"/> 20 MHz



Unless otherwise agreed in writing, this document is issued by the Company subject to its General Conditions of Service printed overleaf, available on request or accessible at <http://www.sgs.com/en/Terms-and-Conditions.aspx> and, for electronic format documents, subject to Terms and Conditions for Electronic Documents at <http://www.sgs.com/en/Terms-and-Conditions/Terms-e-Documents.aspx>. Attention is drawn to the limitation of liability, indemnification and jurisdiction issues defined therein. Any holder of this document is advised that information contained hereon reflects the Company's findings at the time of its intervention only and within the limits of Client's instructions, if any. The Company's sole responsibility is to its Client and this document does not exonerate parties to a transaction from exercising all their rights and obligations under the transaction documents. This document cannot be reproduced except in full, without prior written approval of the Company. Any unauthorized alteration, forgery or falsification of the content or appearance of this document is unlawful and offenders may be prosecuted to the fullest extent of the law. Unless otherwise stated the results shown in this test report refer only to the sample(s) tested and such sample(s) are retained for 30 days only.

Attention: To check the authenticity of testing/inspection report & certificate, please contact us at telephone: (86-755) 8307 1443, or email: CN.Doccheck@sgs.com

South of No. 6 Plant, No. 1, Runsheng Road, Suzhou Industrial Park, Suzhou Area, China (Jiangsu) Pilot Free Trade Zone 215000 t (86-512) 62992980 www.sgs.com.cn
 中国·苏州·中国(江苏)自由贸易试验区苏州片区苏州工业园区润胜路1号的6号厂房南座 邮编: 215000 t (86-512) 62992980 sgs.china@sgs.com

Report No.: SEWM2311000473RG02

Rev.: 01

Page: 28 of 66

NR Band n12	SCS 15kHz:
	<input checked="" type="checkbox"/> 5 MHz <input checked="" type="checkbox"/> 10 MHz <input checked="" type="checkbox"/> 15 MHz
NR Band n13	SCS 15kHz:
	<input checked="" type="checkbox"/> 5 MHz <input checked="" type="checkbox"/> 10 MHz
NR Band n14	SCS 15kHz:
	<input checked="" type="checkbox"/> 5 MHz <input checked="" type="checkbox"/> 10 MHz
NR Band n25	SCS 15kHz:
	<input checked="" type="checkbox"/> 5 MHz <input checked="" type="checkbox"/> 10 MHz <input checked="" type="checkbox"/> 15 MHz <input checked="" type="checkbox"/> 20 MHz
NR Band n26 (814-824)	SCS 15kHz:
	<input checked="" type="checkbox"/> 5 MHz <input checked="" type="checkbox"/> 10 MHz
NR Band n26 (824-849)	SCS 15kHz:
	<input checked="" type="checkbox"/> 5 MHz <input checked="" type="checkbox"/> 10 MHz <input checked="" type="checkbox"/> 15 MHz <input checked="" type="checkbox"/> 20 MHz
NR Band n30	SCS 15kHz:
	<input checked="" type="checkbox"/> 5 MHz <input checked="" type="checkbox"/> 10 MHz
NR Band n38	SCS 30kHz:
	<input checked="" type="checkbox"/> 10 MHz <input checked="" type="checkbox"/> 15 MHz <input checked="" type="checkbox"/> 20 MHz <input checked="" type="checkbox"/> 40 MHz
NR Band n41	SCS 30kHz:
	<input checked="" type="checkbox"/> 10 MHz <input checked="" type="checkbox"/> 15 MHz <input checked="" type="checkbox"/> 20 MHz <input checked="" type="checkbox"/> 30 MHz
	<input checked="" type="checkbox"/> 40 MHz <input checked="" type="checkbox"/> 50 MHz <input checked="" type="checkbox"/> 60 MHz <input checked="" type="checkbox"/> 80 MHz
	<input checked="" type="checkbox"/> 90 MHz <input checked="" type="checkbox"/> 100 MHz
NR Band n66	SCS 15kHz:
	<input checked="" type="checkbox"/> 5 MHz <input checked="" type="checkbox"/> 10 MHz <input checked="" type="checkbox"/> 15 MHz <input checked="" type="checkbox"/> 20 MHz <input checked="" type="checkbox"/> 25 MHz <input checked="" type="checkbox"/> 30 MHz <input checked="" type="checkbox"/> 40 MHz
NR Band n70	SCS 15kHz:
	<input checked="" type="checkbox"/> 5 MHz <input checked="" type="checkbox"/> 10 MHz <input checked="" type="checkbox"/> 15 MHz
NR Band n71	SCS 15kHz:
	<input checked="" type="checkbox"/> 5 MHz <input checked="" type="checkbox"/> 10 MHz <input checked="" type="checkbox"/> 15 MHz <input checked="" type="checkbox"/> 20 MHz
NR Band n77	SCS 30kHz
	<input checked="" type="checkbox"/> 10 MHz <input checked="" type="checkbox"/> 15 MHz <input checked="" type="checkbox"/> 20 MHz <input checked="" type="checkbox"/> 40 MHz
	<input checked="" type="checkbox"/> 50 MHz <input checked="" type="checkbox"/> 60 MHz <input checked="" type="checkbox"/> 70 MHz <input checked="" type="checkbox"/> 80 MHz
	<input checked="" type="checkbox"/> 90 MHz <input checked="" type="checkbox"/> 100 MHz
NR Band n78	SCS 30kHz
	<input checked="" type="checkbox"/> 10 MHz <input checked="" type="checkbox"/> 15 MHz <input checked="" type="checkbox"/> 20 MHz <input checked="" type="checkbox"/> 40 MHz
	<input checked="" type="checkbox"/> 50 MHz <input checked="" type="checkbox"/> 60 MHz <input checked="" type="checkbox"/> 70 MHz <input checked="" type="checkbox"/> 80 MHz
	<input checked="" type="checkbox"/> 90 MHz <input checked="" type="checkbox"/> 100 MHz



Unless otherwise agreed in writing, this document is issued by the Company subject to its General Conditions of Service printed overleaf, available on request or accessible at <http://www.sgs.com/en/Terms-and-Conditions.aspx> and, for electronic format documents, subject to Terms and Conditions for Electronic Documents at <http://www.sgs.com/en/Terms-and-Conditions/Terms-e-Documents.aspx>. Attention is drawn to the limitation of liability, indemnification and jurisdiction issues defined therein. Any holder of this document is advised that information contained hereon reflects the Company's findings at the time of its intervention only and within the limits of Client's instructions, if any. The Company's sole responsibility is to its Client and this document does not exonerate parties to a transaction from exercising all their rights and obligations under the transaction documents. This document cannot be reproduced except in full, without prior written approval of the Company. Any unauthorized alteration, forgery or falsification of the content or appearance of this document is unlawful and offenders may be prosecuted to the fullest extent of the law. Unless otherwise stated the results shown in this test report refer only to the sample(s) tested and such sample(s) are retained for 30 days only.

Attention: To check the authenticity of testing/inspection report & certificate, please contact us at telephone: (86-755) 8307 1443, or email: CN.Doccheck@sgs.com

South of No. 6 Plant, No. 1, Runsheng Road, Suzhou Industrial Park, Suzhou Area, China (Jiangsu) Pilot Free Trade Zone 215000
中国·苏州·中国(江苏)自由贸易试验区苏州片区苏州工业园区润胜路1号的6号厂房南楼 邮编: 215000

t (86-512) 62992980 www.sgsgroup.com.cn
t (86-512) 62992980 sgs.china@sgs.com

Designation of Emissions (Remark: the necessary bandwidth of which is the worst value from the measured occupied bandwidths for each type of channel bandwidth configuration.)	NR Band n2	DFT-s-Pi/2-BPSK	CP-16QAM
		SCS 15kHz:	
		4M47G7D	4M48W7D
		8M94G7D	9M31W7D
		13M4G7D	14M2W7D
		17M9G7D	18M9W7D
	NR Band n5	SCS 15kHz:	
		4M48G7D	4M48W7D
		8M94G7D	9M31W7D
		13M4G7D	14M2W7D
	NR Band n7	SCS 15kHz:	
		4M46G7D	4M49W7D
		8M95G7D	9M31W7D
		13M4G7D	14M2W7D
	NR Band n12	SCS 15kHz:	
		4M48G7D	4M48W7D
		8M94G7D	9M26W7D
	NR Band n13	SCS 15kHz:	
		4M48G7D	4M47W7D
		8M90G7D	9M30W7D
	NR Band n14	SCS 15kHz:	
		4M48G7D	4M48W7D
		8M95G7D	9M26W7D
	NR Band n25	SCS 15kHz:	
		4M48G7D	4M48W7D
		8M95G7D	9M28W7D
		13M4G7D	14M1W7D
	NR Band n26 (814 to 824 MHz)	SCS 15kHz:	
4M47G7D		4M48W7D	
8M90G7D		9M27W7D	



Unless otherwise agreed in writing, this document is issued by the Company subject to its General Conditions of Service printed overleaf, available on request or accessible at <http://www.sgs.com/en/Terms-and-Conditions.aspx> and, for electronic format documents, subject to Terms and Conditions for Electronic Documents at <http://www.sgs.com/en/Terms-and-Conditions/Terms-e-Documents.aspx>. Attention is drawn to the limitation of liability, indemnification and jurisdiction issues defined therein. Any holder of this document is advised that information contained hereon reflects the Company's findings at the time of its intervention only and within the limits of Client's instructions, if any. The Company's sole responsibility is to its Client and this document does not exonerate parties to a transaction from exercising all their rights and obligations under the transaction documents. This document cannot be reproduced except in full, without prior written approval of the Company. Any unauthorized alteration, forgery or falsification of the content or appearance of this document is unlawful and offenders may be prosecuted to the fullest extent of the law. Unless otherwise stated the results shown in this test report refer only to the sample(s) tested and such sample(s) are retained for 30 days only.

Attention: To check the authenticity of testing/inspection report & certificate, please contact us at telephone: (86-755) 8307 1443, or email: CN.Doccheck@sgs.com

South of No. 6 Plant, No. 1, Runsheng Road, Suzhou Industrial Park, Suzhou Area, China (Jiangsu) Pilot Free Trade Zone 215000 t (86-512) 62992980 www.sgs.com.cn
 中国·苏州·中国(江苏)自由贸易试验区苏州片区苏州工业园区润胜路1号的6号厂房南楼 邮编: 215000 t (86-512) 62992980 sgs.china@sgs.com

	NR Band n26 (824 to 849 MHz)	SCS 15kHz:
		4M49G7D 4M47W7D
		8M92G7D 9M31W7D
		13M4G7D 14M2W7D
		17M8G7D 18M9W7D
	NR Band n30	SCS 15kHz:
		4M47G7D 4M48W7D
		8M92G7D 9M27W7D
	NR Band n38	SCS 30kHz:
		8M57G7D 8M60W7D
		12M8G7D 13M6W7D
		17M9G7D 18M2W7D
35M9G7D 37M8W7D		
NR Band n41	SCS 30kHz:	
	8M95G7D 8M58W7D	
	12M9G7D 13M6W7D	
	17M8G7D 18M2W7D	
	26M8G7D 27M9W7D	
	35M8G7D 37M9W7D	
	45M8G7D 47M4W7D	
	57M9G7D 57M8W7D	
	77M3G7D 77M4W7D	
	85M7G7D 87M4W7D	
96M4G7D 97M4W7D		
NR Band n66	SCS 15kHz:	
	4M47G7D 4M47W7D	
	8M94G7D 9M30W7D	
	13M4G7D 14M1W7D	
	17M9G7D 18M9W7D	
	22M9G7D 23M8W7D	
	28M6G7D 28M5W7D	
	38M6G7D 38M5W7D	
NR Band n70	SCS 15kHz:	
	4M48G7D 4M47W7D	
	8M92G7D 9M28W7D	



Unless otherwise agreed in writing, this document is issued by the Company subject to its General Conditions of Service printed overleaf, available on request or accessible at <http://www.sgs.com/en/Terms-and-Conditions.aspx> and, for electronic format documents, subject to Terms and Conditions for Electronic Documents at <http://www.sgs.com/en/Terms-and-Conditions/Terms-e-Documents.aspx>. Attention is drawn to the limitation of liability, indemnification and jurisdiction issues defined therein. Any holder of this document is advised that information contained hereon reflects the Company's findings at the time of its intervention only and within the limits of Client's instructions, if any. The Company's sole responsibility is to its Client and this document does not exonerate parties to a transaction from exercising all their rights and obligations under the transaction documents. This document cannot be reproduced except in full, without prior written approval of the Company. Any unauthorized alteration, forgery or falsification of the content or appearance of this document is unlawful and offenders may be prosecuted to the fullest extent of the law. Unless otherwise stated the results shown in this test report refer only to the sample(s) tested and such sample(s) are retained for 30 days only.
Attention: To check the authenticity of testing/inspection report & certificate, please contact us at telephone: (86-755) 8307 1443, or email: CN.Doccheck@sgs.com

South of No. 6 Plant, No. 1, Runsheng Road, Suzhou Industrial Park, Suzhou Area, China (Jiangsu) Pilot Free Trade Zone 215000
 中国·苏州·中国(江苏)自由贸易试验区苏州片区苏州工业园区润胜路1号的6号厂房南楼 邮编: 215000

t (86-512) 62992980 www.sgs.com.cn
 t (86-512) 62992980 sgs.china@sgs.com

Report No.: SEWM2311000473RG02

Rev.: 01

Page: 31 of 66

		13M4G7D	14M2W7D
NR Band n71	SCS 15kHz:		
	4M48G7D	4M47W7D	
	8M94G7D	9M29W7D	
	13M5G7D	14M1W7D	
	17M9G7D	18M9W7D	
NR Band n77 (3700-3980 MHz)	SCS 30kHz:		
	8M61G7D	8M59W7D	
	12M9G7D	13M6W7D	
	17M8G7D	18M2W7D	
	35M8G7D	37M9W7D	
	45M7G7D	47M5W7D	
	57M9G7D	57M9W7D	
	64M3G7D	67M4W7D	
	77M1G7D	77M5W7D	
	85M7G7D	87M5W7D	
NR Band n78 (3450-3550 MHz)	SCS 30kHz:		
	8M58G7D	8M60W7D	
	12M9G7D	13M6W7D	
	17M8G7D	18M2W7D	
	35M8G7D	37M9W7D	
	45M7G7D	47M6W7D	
	57M9G7D	57M8W7D	
	64M3G7D	67M4W7D	
	77M2G7D	77M5W7D	
	86M0G7D	87M5W7D	
NR Band n78 (3700-3800 MHz)	SCS 30kHz:		
	8M60G7D	8M60W7D	
	12M8G7D	13M6W7D	
	17M8G7D	18M3W7D	
	35M8G7D	37M8W7D	
	45M8G7D	47M4W7D	
	57M9G7D	57M7W7D	



Unless otherwise agreed in writing, this document is issued by the Company subject to its General Conditions of Service printed overleaf, available on request or accessible at <http://www.sgs.com/en/Terms-and-Conditions.aspx> and, for electronic format documents, subject to Terms and Conditions for Electronic Documents at <http://www.sgs.com/en/Terms-and-Conditions/Terms-e-Documents.aspx>. Attention is drawn to the limitation of liability, indemnification and jurisdiction issues defined therein. Any holder of this document is advised that information contained hereon reflects the Company's findings at the time of its intervention only and within the limits of Client's instructions, if any. The Company's sole responsibility is to its Client and this document does not exonerate parties to a transaction from exercising all their rights and obligations under the transaction documents. This document cannot be reproduced except in full, without prior written approval of the Company. Any unauthorized alteration, forgery or falsification of the content or appearance of this document is unlawful and offenders may be prosecuted to the fullest extent of the law. Unless otherwise stated the results shown in this test report refer only to the sample(s) tested and such sample(s) are retained for 30 days only.

Attention: To check the authenticity of testing/inspection report & certificate, please contact us at telephone: (86-755) 8307 1443, or email: CN.Doccheck@sgs.com

South of No. 6 Plant, No. 1, Runsheng Road, Suzhou Industrial Park, Suzhou Area, China (Jiangsu) Pilot Free Trade Zone 215000 t (86-512) 62992980 www.sgsgroup.com.cn
 中国·苏州·中国(江苏)自由贸易试验区苏州片区苏州工业园区润胜路1号的6号厂房南楼 邮编: 215000 t (86-512) 62992980 sgs.china@sgs.com

Report No.: SEWM2311000473RG02

Rev.: 01

Page: 32 of 66

		64M2G7D 67M5W7D	
		77M1G7D 77M4W7D	
		85M7G7D 87M5W7D	
		96M4G7D 97M5W7D	
	NR CA_n5B	15MHz+5MHz:	
		19M0G7D 19M0W7D	
	NR CA_n7B	10MHz+10MHz:	
		19M0G7D 19M0W7D	
		20MHz+20MHz:	
		37M6G7D 37M6W7D	
	NR CA_n41C	40MHz+80MHz:	
		117M0G7D 116M8W7D	
		40MHz+100MHz:	
		136M0G7D 135M9W7D	
		50MHz+60MHz:	
		107M3G7D 107M2W7D	
		50MHz+80MHz:	
		126M2G7D 126M3W7D	
		50MHz+100MHz:	
		145M4G7D 145M6W7D	
60MHz+60MHz:			
117M4G7D 117M4W7D			
60MHz+80MHz:			
136M6G7D 136M6W7D			
60MHz+100MHz:			
155M5G7D 155M5W7D			
80MHz+60MHz:			
136M9G7D 136M8W7D			
80MHz+100MHz:			
175M1G7D 175M1W7D			
80MHz+80MHz:			
155M9G7D 156M0W7D			



Unless otherwise agreed in writing, this document is issued by the Company subject to its General Conditions of Service printed overleaf, available on request or accessible at <http://www.sgs.com/en/Terms-and-Conditions.aspx> and, for electronic format documents, subject to Terms and Conditions for Electronic Documents at <http://www.sgs.com/en/Terms-and-Conditions/Terms-e-Documents.aspx>. Attention is drawn to the limitation of liability, indemnification and jurisdiction issues defined therein. Any holder of this document is advised that information contained hereon reflects the Company's findings at the time of its intervention only and within the limits of Client's instructions, if any. The Company's sole responsibility is to its Client and this document does not exonerate parties to a transaction from exercising all their rights and obligations under the transaction documents. This document cannot be reproduced except in full, without prior written approval of the Company. Any unauthorized alteration, forgery or falsification of the content or appearance of this document is unlawful and offenders may be prosecuted to the fullest extent of the law. Unless otherwise stated the results shown in this test report refer only to the sample(s) tested and such sample(s) are retained for 30 days only.

Attention: To check the authenticity of testing/inspection report & certificate, please contact us at telephone: (86-755) 8307 1443, or email: CN.Doccheck@sgs.com

South of No. 6 Plant, No. 1, Runsheng Road, Suzhou Industrial Park, Suzhou Area, China (Jiangsu) Pilot Free Trade Zone 215000 t (86-512) 62992980 www.sgs.com.cn
 中国·苏州·中国(江苏)自由贸易试验区苏州片区苏州工业园区润胜路1号的6号厂房南楼 邮编: 215000 t (86-512) 62992980 sgs.china@sgs.com

3.9 Test Frequencies

3.9.1 Reference test frequencies for NR operating band n2

3.9.1.1 Test frequencies for NR operating band n2 and SCS 15 kHz

CBW [MHz]	Range		Carrier centre [MHz]	Carrier centre [ARFCN]	SS block SCS [kHz]
5	Downlink	Low	1932.5	386500	15
		Mid	1960	392000	
		High	1987.5	397500	
	Uplink	Low	1852.5	370500	-
		Mid	1880	376000	
		High	1907.5	381500	
10	Downlink	Low	1935	387000	15
		Mid	1960	392000	
		High	1985	397000	
	Uplink	Low	1855	371000	-
		Mid	1880	376000	
		High	1905	381000	
15	Downlink	Low	1937.5	387500	15
		Mid	1960	392000	
		High	1982.5	396500	
	Uplink	Low	1857.5	371500	-
		Mid	1880	376000	
		High	1902.5	380500	
20	Downlink	Low	1940	388000	15
		Mid	1960	392000	
		High	1980	396000	
	Uplink	Low	1860	372000	-
		Mid	1880	376000	
		High	1900	380000	



Unless otherwise agreed in writing, this document is issued by the Company subject to its General Conditions of Service printed overleaf, available on request or accessible at <http://www.sgs.com/en/Terms-and-Conditions.aspx> and, for electronic format documents, subject to Terms and Conditions for Electronic Documents at <http://www.sgs.com/en/Terms-and-Conditions/Terms-e-Document.aspx>. Attention is drawn to the limitation of liability, indemnification and jurisdiction issues defined therein. Any holder of this document is advised that information contained hereon reflects the Company's findings at the time of its intervention only and within the limits of Client's instructions, if any. The Company's sole responsibility is to its Client and this document does not exonerate parties to a transaction from exercising all their rights and obligations under the transaction documents. This document cannot be reproduced except in full, without prior written approval of the Company. Any unauthorized alteration, forgery or falsification of the content or appearance of this document is unlawful and offenders may be prosecuted to the fullest extent of the law. Unless otherwise stated the results shown in this test report refer only to the sample(s) tested and such sample(s) are retained for 30 days only.

Attention: To check the authenticity of testing /inspection report & certificate, please contact us at telephone: (86-755) 8307 1443, or email: CN.Doccheck@sgs.com

South of No. 6 Plant, No. 1, Runsheng Road, Suzhou Industrial Park, Suzhou Area, China (Jiangsu) Pilot Free Trade Zone 215000 t (86-512) 62992980 www.sgs.com.cn
 中国·苏州·中国(江苏)自由贸易试验区苏州片区苏州工业园区润胜路1号的6号厂房南楼 邮编: 215000 t (86-512) 62992980 sgs.china@sgs.com

3.9.2 Reference test frequencies for NR operating band n5

3.9.2.1 Test frequencies for NR operating band n5 and SCS 15 kHz

CBW [MHz]	Range		Carrier centre [MHz]	Carrier centre [ARFCN]	SS block SCS [kHz]
5	Downlink	Low	871.5	174300	15
		Mid	881.5	176300	
		High	891.5	178300	
	Uplink	Low	826.5	165300	-
		Mid	836.5	167300	
		High	846.5	169300	
10	Downlink	Low	874	174800	15
		Mid	881.5	176300	
		High	889	177800	
	Uplink	Low	829	165800	-
		Mid	836.5	167300	
		High	844	168800	
15	Downlink	Low	876.5	175300	15
		Mid	881.5	176300	
		High	886.5	177300	
	Uplink	Low	831.5	166300	-
		Mid	836.5	167300	
		High	841.5	168300	
20	Downlink	Low	879	175800	15
		Mid	881.5	176300	
		High	884	176800	
	Uplink	Low	834	166800	-
		Mid	836.5	167300	
		High	839	167800	



Unless otherwise agreed in writing, this document is issued by the Company subject to its General Conditions of Service printed overleaf, available on request or accessible at <http://www.sgs.com/en/Terms-and-Conditions.aspx> and, for electronic format documents, subject to Terms and Conditions for Electronic Documents at <http://www.sgs.com/en/Terms-and-Conditions/Terms-e-Documents.aspx>. Attention is drawn to the limitation of liability, indemnification and jurisdiction issues defined therein. Any holder of this document is advised that information contained hereon reflects the Company's findings at the time of its intervention only and within the limits of Client's instructions, if any. The Company's sole responsibility is to its Client and this document does not exonerate parties to a transaction from exercising all their rights and obligations under the transaction documents. This document cannot be reproduced except in full, without prior written approval of the Company. Any unauthorized alteration, forgery or falsification of the content or appearance of this document is unlawful and offenders may be prosecuted to the fullest extent of the law. Unless otherwise stated the results shown in this test report refer only to the sample(s) tested and such sample(s) are retained for 30 days only.

Attention: To check the authenticity of testing /inspection report & certificate, please contact us at telephone: (86-755) 8307 1443, or email: CN.Doccheck@sgs.com

South of No. 6 Plant, No. 1, Runsheng Road, Suzhou Industrial Park, Suzhou Area, China (Jiangsu) Pilot Free Trade Zone 215000 t (86-512) 62992980 www.sgs.com.cn
 中国·苏州·中国(江苏)自由贸易试验区苏州片区苏州工业园区润胜路1号的6号厂房南楼 邮编: 215000 t (86-512) 62992980 sgs.china@sgs.com

3.9.3 Reference test frequencies for NR operating band n7

3.9.3.1 Test frequencies for NR operating band n7 and SCS 15 kHz

Bandwidth [MHz]	Range		Carrier centre [MHz]	Carrier centre [ARFCN]	SS block SCS [kHz]
5	Downlink	Low	2622.5	524500	15
		Mid	2655	531000	
		High	2687.5	537500	
	Uplink	Low	2502.5	500500	--
		Mid	2535	507000	
		High	2567.5	513500	
10	Downlink	Low	2625	525000	15
		Mid	2655	531000	
		High	2685	537000	
	Uplink	Low	2505	501000	--
		Mid	2535	507000	
		High	2565	513000	
15	Downlink	Low	2627.5	525500	15
		Mid	2655	531000	
		High	2682.5	536500	
	Uplink	Low	2507.5	501500	--
		Mid	2535	507000	
		High	2562.5	512500	
20	Downlink	Low	2630	526000	15
		Mid	2655	531000	
		High	2680	536000	
	Uplink	Low	2510	502000	--
		Mid	2535	507000	
		High	2560	512000	



Unless otherwise agreed in writing, this document is issued by the Company subject to its General Conditions of Service printed overleaf, available on request or accessible at <http://www.sgs.com/en/Terms-and-Conditions.aspx> and, for electronic format documents, subject to Terms and Conditions for Electronic Documents at <http://www.sgs.com/en/Terms-and-Conditions/Terms-e-Document.aspx>. Attention is drawn to the limitation of liability, indemnification and jurisdiction issues defined therein. Any holder of this document is advised that information contained hereon reflects the Company's findings at the time of its intervention only and within the limits of Client's instructions, if any. The Company's sole responsibility is to its Client and this document does not exonerate parties to a transaction from exercising all their rights and obligations under the transaction documents. This document cannot be reproduced except in full, without prior written approval of the Company. Any unauthorized alteration, forgery or falsification of the content or appearance of this document is unlawful and offenders may be prosecuted to the fullest extent of the law. Unless otherwise stated the results shown in this test report refer only to the sample(s) tested and such sample(s) are retained for 30 days only.

Attention: To check the authenticity of testing /inspection report & certificate, please contact us at telephone: (86-755) 8307 1443, or email: CN.Doccheck@sgs.com

South of No. 6 Plant, No. 1, Runsheng Road, Suzhou Industrial Park, Suzhou Area, China (Jiangsu) Pilot Free Trade Zone 215000 t (86-512) 62992980 www.sgs.com.cn
 中国·苏州·中国(江苏)自由贸易试验区苏州片区苏州工业园区润胜路1号的6号厂房南楼 邮编: 215000 t (86-512) 62992980 sgs.china@sgs.com

3.9.4 Reference test frequencies for NR operating band n12

3.9.4.1 Test frequencies for NR operating band n12 and SCS 15 kHz

Bandwidth [MHz]	Range		Carrier centre [MHz]	Carrier centre [ARFCN]	SS block SCS [kHz]
5	Downlink	Low	731.5	146300	15
		Mid	737.5	147500	
		High	743.5	148700	
	Uplink	Low	701.5	140300	--
		Mid	707.5	141500	
		High	713.5	142700	
10	Downlink	Low	734	146800	15
		Mid	737.5	147500	
		High	741	148200	
	Uplink	Low	704	140800	--
		Mid	707.5	141500	
		High	711	142200	
15	Downlink	Low	736.5	147300	15
		Mid	737.5	147500	
		High	738.5	147700	
	Uplink	Low	706.5	141300	--
		Mid	707.5	141500	
		High	708.5	141700	

3.9.5 Reference test frequencies for NR operating band n13

3.9.5.1 Test frequencies for NR operating band n13 and SCS 15 kHz

Bandwidth [MHz]	Range		Carrier centre [MHz]	Carrier centre [ARFCN]	SS block SCS [kHz]
5	Downlink	Low	779.5	155900	15
		Mid	782	156400	
		High	784.5	156900	
	Uplink	Low	748.5	149700	--
		Mid	751	150200	
		High	753.5	150700	
10	Downlink	Low	/	/	15
		Mid	779.5	156400	
		High	/	/	
	Uplink	Low	/	/	--
		Mid	751	150200	
		High	/	/	



Unless otherwise agreed in writing, this document is issued by the Company subject to its General Conditions of Service printed overleaf, available on request or accessible at <http://www.sgs.com/en/Terms-and-Conditions.aspx> and, for electronic format documents, subject to Terms and Conditions for Electronic Documents at <http://www.sgs.com/en/Terms-and-Conditions/Terms-e-Document.aspx>. Attention is drawn to the limitation of liability, indemnification and jurisdiction issues defined therein. Any holder of this document is advised that information contained hereon reflects the Company's findings at the time of its intervention only and within the limits of Client's instructions, if any. The Company's sole responsibility is to its Client and this document does not exonerate parties to a transaction from exercising all their rights and obligations under the transaction documents. This document cannot be reproduced except in full, without prior written approval of the Company. Any unauthorized alteration, forgery or falsification of the content or appearance of this document is unlawful and offenders may be prosecuted to the fullest extent of the law. Unless otherwise stated the results shown in this test report refer only to the sample(s) tested and such sample(s) are retained for 30 days only.

Attention: To check the authenticity of testing /inspection report & certificate, please contact us at telephone: (86-755) 8307 1443, or email: CN.Doccheck@sgs.com

SGS-CSTC Standards Technical Services (Suzhou) Co., Ltd.
Wireless Laboratories

South of No. 6 Plant, No. 1, Runsheng Road, Suzhou Industrial Park, Suzhou Area, China (Jiangsu) Pilot Free Trade Zone 215000
中国·苏州·中国(江苏)自由贸易试验区苏州片区苏州工业园区润胜路1号的6号厂房南楼 邮编: 215000

t (86-512) 62992980 www.sgs.com.cn
t (86-512) 62992980 sgs.china@sgs.com

3.9.6 Reference test frequencies for NR operating band n14

3.9.6.1 Test frequencies for NR operating band n14 and SCS 15 kHz

Bandwidth [MHz]	Range		Carrier centre [MHz]	Carrier centre [ARFCN]	SS block SCS [kHz]
5	Downlink	Low	760.5	151200	15
		Mid	763	152600	
		High	765.5	153100	
	Uplink	Low	790.5	158100	--
		Mid	793	158600	
		High	795.5	159100	
10	Downlink	Low	/	/	15
		Mid	763	152600	
		High	/	/	
	Uplink	Low	/	/	--
		Mid	763	152600	
		High	/	/	

3.9.7 Reference test frequencies for NR operating band n25

3.9.7.1 Test frequencies for NR operating band n25 and SCS 15 kHz

CBW [MHz]	Range		Carrier centre [MHz]	Carrier centre [ARFCN]	SS block SCS [kHz]
5	Downlink	Low	1932.5	386500	15
		Mid	1962.5	392500	
		High	1992.5	398500	
	Uplink	Low	1852.5	370500	-
		Mid	1882.5	376500	
		High	1912.5	382500	
10	Downlink	Low	1935	387000	15
		Mid	1962.5	392500	
		High	1990	398000	
	Uplink	Low	1855	371000	-
		Mid	1882.5	376500	
		High	1910	382000	
15	Downlink	Low	1937.5	387500	15
		Mid	1962.5	392500	
		High	1987.5	397500	
	Uplink	Low	1857.5	371500	-
		Mid	1882.5	376500	
		High	1907.5	381500	
20	Downlink	Low	1940	388000	15
		Mid	1962.5	392500	
		High	1985	397000	
	Uplink	Low	1860	372000	-
		Mid	1882.5	376500	
		High	1905	381000	



Unless otherwise agreed in writing, this document is issued by the Company subject to its General Conditions of Service printed overleaf, available on request or accessible at <http://www.sgs.com/en/Terms-and-Conditions.aspx> and, for electronic format documents, subject to Terms and Conditions for Electronic Documents at <http://www.sgs.com/en/Terms-and-Conditions/Terms-e-Document.aspx>. Attention is drawn to the limitation of liability, indemnification and jurisdiction issues defined therein. Any holder of this document is advised that information contained hereon reflects the Company's findings at the time of its intervention only and within the limits of Client's instructions, if any. The Company's sole responsibility is to its Client and this document does not exonerate parties to a transaction from exercising all their rights and obligations under the transaction documents. This document cannot be reproduced except in full, without prior written approval of the Company. Any unauthorized alteration, forgery or falsification of the content or appearance of this document is unlawful and offenders may be prosecuted to the fullest extent of the law. Unless otherwise stated the results shown in this test report refer only to the sample(s) tested and such sample(s) are retained for 30 days only.

Attention: To check the authenticity of testing /inspection report & certificate, please contact us at telephone: (86-755) 8307 1443, or email: CN.Doccheck@sgs.com

South of No. 6 Plant, No. 1, Runsheng Road, Suzhou Industrial Park, Suzhou Area, China (Jiangsu) Pilot Free Trade Zone 215000 t (86-512) 62992980 www.sgs.com.cn
 中国·苏州·中国(江苏)自由贸易试验区苏州片区苏州工业园区润胜路1号的6号厂房南楼 邮编: 215000 t (86-512) 62992980 sgs.china@sgs.com

3.9.8 Reference test frequencies for NR operating band n26

3.9.8.1 Test frequencies for NR operating band n26 and SCS 15 kHz

814-824:

CBW [MHz]	Range		Carrier centre [MHz]	Carrier centre [ARFCN]	SS block SCS [kHz]
5	Downlink	Low	861.5	172300	15
		Mid	864	172800	
		High	866.5	173300	
	Uplink	Low	816.5	163300	-
		Mid	819	163800	
		High	821.5	164300	
10	Downlink	Low	/	/	15
		Mid	864	172800	
		High	/	/	
	Uplink	Low	/	/	-
		Mid	819	163800	
		High	/	/	

824-849:

CBW [MHz]	Range		Carrier centre [MHz]	Carrier centre [ARFCN]	SS block SCS [kHz]
5	Downlink	Low	871.5	174300	15
		Mid	881.5	176300	
		High	891.5	178300	
	Uplink	Low	826.5	165300	-
		Mid	836.5	167300	
		High	846.5	169300	
10	Downlink	Low	874	174800	15
		Mid	881.5	176300	
		High	889	177800	
	Uplink	Low	829	165800	-
		Mid	836.5	167300	
		High	844	168800	
15	Downlink	Low	876.5	175300	15
		Mid	881.5	176300	
		High	886.5	177300	
	Uplink	Low	831.5	166300	-
		Mid	836.5	167300	
		High	841.5	168300	
20	Downlink	Low	879	175800	15
		Mid	881.5	176300	
		High	884	176800	
	Uplink	Low	834	166800	-
		Mid	836.5	167300	
		High	839	167800	



Unless otherwise agreed in writing, this document is issued by the Company subject to its General Conditions of Service printed overleaf, available on request or accessible at <http://www.sgs.com/en/Terms-and-Conditions.aspx> and, for electronic format documents, subject to Terms and Conditions for Electronic Documents at <http://www.sgs.com/en/Terms-and-Conditions/Terms-e-Documents.aspx>. Attention is drawn to the limitation of liability, indemnification and jurisdiction issues defined therein. Any holder of this document is advised that information contained hereon reflects the Company's findings at the time of its intervention only and within the limits of Client's instructions, if any. The Company's sole responsibility is to its Client and this document does not exonerate parties to a transaction from exercising all their rights and obligations under the transaction documents. This document cannot be reproduced except in full, without prior written approval of the Company. Any unauthorized alteration, forgery or falsification of the content or appearance of this document is unlawful and offenders may be prosecuted to the fullest extent of the law. Unless otherwise stated the results shown in this test report refer only to the sample(s) tested and such sample(s) are retained for 30 days only.

Attention: To check the authenticity of testing /inspection report & certificate, please contact us at telephone: (86-755) 8307 1443, or email: CN.Doccheck@sgs.com

South of No. 6 Plant, No. 1, Runsheng Road, Suzhou Industrial Park, Suzhou Area, China (Jiangsu) Pilot Free Trade Zone 215000 t (86-512) 62992980 www.sgs.com.cn
 中国·苏州·中国(江苏)自由贸易试验区苏州片区苏州工业园区润胜路1号的6号厂房南楼 邮编: 215000 t (86-512) 62992980 sgs.china@sgs.com

3.9.9 Reference test frequencies for NR operating band n30

3.9.9.1 Test frequencies for NR operating band n30 and SCS 15 kHz

CBW [MHz]	Range		Carrier centre [MHz]	Carrier centre [ARFCN]	SS block SCS [kHz]
5	Downlink	Low	2352.5	470500	15
		Mid	2355	471000	
		High	2357.5	471500	
	Uplink	Low	2307.5	461500	-
		Mid	2310	462000	
		High	2312.5	462500	
10	Downlink	Low	2355	471000	15
		Mid	2355	471000	
		High	2355	471000	
	Uplink	Low	2310	462000	-
		Mid	2310	462000	
		High	2310	462000	

3.9.10 Reference test frequencies for NR operating band n38

3.9.10.1 Test frequencies for NR operating band n38 and SCS 30 kHz

Bandwidth [MHz]	Range		Carrier centre [MHz]	Carrier centre [ARFCN]	SS block SCS [kHz]
10	Downlink & Uplink	Low	2575	515000	30
		Mid	2595	519000	
		High	2615	523000	
15	Downlink & Uplink	Low	2577.5	515500	30
		Mid	2595	519000	
		High	2612.5	522500	
20	Downlink & Uplink	Low	2580	516000	30
		Mid	2595	519000	
		High	2610	522000	
40	Downlink & Uplink	Low	2590	518000	30
		Mid	2595	519000	
		High	2600	520000	



Unless otherwise agreed in writing, this document is issued by the Company subject to its General Conditions of Service printed overleaf, available on request or accessible at <http://www.sgs.com/en/Terms-and-Conditions.aspx> and, for electronic format documents, subject to Terms and Conditions for Electronic Documents at <http://www.sgs.com/en/Terms-and-Conditions/Terms-e-Document.aspx>. Attention is drawn to the limitation of liability, indemnification and jurisdiction issues defined therein. Any holder of this document is advised that information contained hereon reflects the Company's findings at the time of its intervention only and within the limits of Client's instructions, if any. The Company's sole responsibility is to its Client and this document does not exonerate parties to a transaction from exercising all their rights and obligations under the transaction documents. This document cannot be reproduced except in full, without prior written approval of the Company. Any unauthorized alteration, forgery or falsification of the content or appearance of this document is unlawful and offenders may be prosecuted to the fullest extent of the law. Unless otherwise stated the results shown in this test report refer only to the sample(s) tested and such sample(s) are retained for 30 days only.

Attention: To check the authenticity of testing /inspection report & certificate, please contact us at telephone: (86-755) 8307 1443, or email: CN.Doccheck@sgs.com

South of No. 6 Plant, No. 1, Runsheng Road, Suzhou Industrial Park, Suzhou Area, China (Jiangsu) Pilot Free Trade Zone 215000 t (86-512) 62992980 www.sgs.com.cn
 中国·苏州·中国(江苏)自由贸易试验区苏州片区苏州工业园区润胜路1号的6号厂房南楼 邮编: 215000 t (86-512) 62992980 sgs.china@sgs.com

3.9.11 Reference test frequencies for NR operating band n41

3.9.11.1 Test frequencies for NR operating band n41 and SCS 30 kHz

CBW [MHz]	Range	Carrier centre [MHz]	Carrier centre [ARFCN]	SS block SCS [kHz]	
10	Downlink & Uplink	Low	2501.01	500202	30
		Mid	2592.99	518598	
		High	2685	537000	
15	Downlink & Uplink	Low	2503.5	500700	30
		Mid	2592.99	518598	
		High	2682.48	536496	
20	Downlink & Uplink	Low	2506.02	501204	30
		Mid	2592.99	518598	
		High	2670	534000	
30	Downlink & Uplink	Low	2511	502200	30
		Mid	2592.99	518598	
		High	2675	535000	
40	Downlink & Uplink	Low	2516.01	503202	30
		Mid	2592.99	518598	
		High	2670	534000	
50	Downlink & Uplink	Low	2521.02	504204	30
		Mid	2592.99	518598	
		High	2664.99	532998	
60	Downlink & Uplink	Low	2526	505200	30
		Mid	2592.99	518598	
		High	2659.98	531996	
80	Downlink & Uplink	Low	2536.02	507204	30
		Mid	2592.99	518598	
		High	2649.99	529998	
90	Downlink & Uplink	Low	2541	508200	30
		Mid	2592.99	518598	
		High	2644.98	528996	
100	Downlink & Uplink	Low	2546.01	509202	30
		Mid	2592.99	518598	
		High	2640	528000	



Unless otherwise agreed in writing, this document is issued by the Company subject to its General Conditions of Service printed overleaf, available on request or accessible at <http://www.sgs.com/en/Terms-and-Conditions.aspx> and, for electronic format documents, subject to Terms and Conditions for Electronic Documents at <http://www.sgs.com/en/Terms-and-Conditions/Terms-e-Documents.aspx>. Attention is drawn to the limitation of liability, indemnification and jurisdiction issues defined therein. Any holder of this document is advised that information contained hereon reflects the Company's findings at the time of its intervention only and within the limits of Client's instructions, if any. The Company's sole responsibility is to its Client and this document does not exonerate parties to a transaction from exercising all their rights and obligations under the transaction documents. This document cannot be reproduced except in full, without prior written approval of the Company. Any unauthorized alteration, forgery or falsification of the content or appearance of this document is unlawful and offenders may be prosecuted to the fullest extent of the law. Unless otherwise stated the results shown in this test report refer only to the sample(s) tested and such sample(s) are retained for 30 days only.

Attention: To check the authenticity of testing /inspection report & certificate, please contact us at telephone: (86-755) 8307 1443, or email: CN.Doccheck@sgs.com

South of No. 6 Plant, No. 1, Runsheng Road, Suzhou Industrial Park, Suzhou Area, China (Jiangsu) Pilot Free Trade Zone 215000 t (86-512) 62992980 www.sgs.com.cn
 中国·苏州·中国(江苏)自由贸易试验区苏州片区苏州工业园区润胜路1号的6号厂房南楼 邮编: 215000 t (86-512) 62992980 sgs.china@sgs.com

3.9.12 Reference test frequencies for NR operating band n66

3.9.12.1 Test frequencies for NR operating band n66 and SCS 15 kHz

CBW [MHz]	Range		Carrier centre [MHz]	Carrier centre [ARFCN]	SS block SCS [kHz]
5	Downlink	Low	2112.5	422500	15
		Mid	2145	429000	
		High	2177.5	435500	
	Uplink	Low	1712.5	342500	-
		Mid	1745	349000	
		High	1777.5	355500	
10	Downlink	Low	2115	423000	15
		Mid	2145	429000	
		High	2175	435000	
	Uplink	Low	1715	343000	-
		Mid	1745	349000	
		High	1775	355000	
15	Downlink	Low	2117.5	423500	15
		Mid	2145	429000	
		High	2172.5	434500	
	Uplink	Low	1717.5	343500	-
		Mid	1745	349000	
		High	1772.5	354500	
20	Downlink	Low	2120	424000	15
		Mid	2145	429000	
		High	2170	434000	
	Uplink	Low	1720	344000	-
		Mid	1745	349000	
		High	1770	354000	
25	Downlink	Low	2122.5	424500	15
		Mid	2145	429000	
		High	2167.5	433500	
	Uplink	Low	1722.5	344500	-
		Mid	1745	349000	
		High	1767.5	353500	
30	Downlink	Low	2125	425000	15
		Mid	2145	429000	
		High	2165	433000	
	Uplink	Low	1725	345000	-
		Mid	1745	349000	
		High	1765	353000	
40	Downlink	Low	2130	426000	15
		Mid	2145	429000	
		High	2160	432000	
	Uplink	Low	1730	346000	-
		Mid	1745	349000	
		High	1760	352000	



Unless otherwise agreed in writing, this document is issued by the Company subject to its General Conditions of Service printed overleaf, available on request or accessible at <http://www.sgs.com/en/Terms-and-Conditions.aspx> and, for electronic format documents, subject to Terms and Conditions for Electronic Documents at <http://www.sgs.com/en/Terms-and-Conditions/Terms-e-Documents.aspx>. Attention is drawn to the limitation of liability, indemnification and jurisdiction issues defined therein. Any holder of this document is advised that information contained hereon reflects the Company's findings at the time of its intervention only and within the limits of Client's instructions, if any. The Company's sole responsibility is to its Client and this document does not exonerate parties to a transaction from exercising all their rights and obligations under the transaction documents. This document cannot be reproduced except in full, without prior written approval of the Company. Any unauthorized alteration, forgery or falsification of the content or appearance of this document is unlawful and offenders may be prosecuted to the fullest extent of the law. Unless otherwise stated the results shown in this test report refer only to the sample(s) tested and such sample(s) are retained for 30 days only.

Attention: To check the authenticity of testing /inspection report & certificate, please contact us at telephone: (86-755) 8307 1443, or email: CN.Doccheck@sgs.com

South of No. 6 Plant, No. 1, Runsheng Road, Suzhou Industrial Park, Suzhou Area, China (Jiangsu) Pilot Free Trade Zone 215000 t (86-512) 62992980 www.sgs.com.cn
 中国·苏州·中国(江苏)自由贸易试验区苏州片区苏州工业园区润胜路1号的6号厂房南楼 邮编: 215000 t (86-512) 62992980 sgs.china@sgs.com

3.9.13 Reference test frequencies for NR operating band n70

3.9.13.1 Test frequencies for NR operating band n70 and SCS 15 kHz

Bandwidth [MHz]	Range		Carrier centre [MHz]	Carrier centre [ARFCN]	SS block SCS [kHz]
5	Downlink	Low	1997.5	399500	15
		Mid	2002.5	400500	
		High	2007.5	401500	
	Uplink	Low	1697.5	339500	--
		Mid	1702.5	340500	
		High	1707.7	341500	
10	Downlink	Low	2000	400000	15
		Mid	2002.5	400500	
		High	2005	401000	
	Uplink	Low	1700	340000	--
		Mid	1702.5	340500	
		High	1705	341000	
15	Downlink	Low	/	/	15
		Mid	2002.5	400500	
		High	/	/	
	Uplink	Low	/	/	--
		Mid	1702.5	340500	
		High	/	/	

3.9.14 Reference test frequencies for NR operating band n71

3.9.14.1 Test frequencies for NR operating band n71 and SCS 15 kHz

CBW [MHz]	Range		Carrier centre [MHz]	Carrier centre [ARFCN]	SS block SCS [kHz]
5	Downlink	Low	619.5	123900	15
		Mid	634.5	126900	
		High	649.5	129900	
	Uplink	Low	665.5	133100	-
		Mid	680.5	136100	
		High	695.5	139100	
10	Downlink	Low	622	124400	15
		Mid	634.5	126900	
		High	647	129400	
	Uplink	Low	668	133600	-
		Mid	680.5	136100	
		High	693	138600	
15	Downlink	Low	624.5	124900	15
		Mid	634.5	126900	
		High	644.5	128900	
	Uplink	Low	670.5	134100	-
		Mid	680.5	136100	
		High	690.5	138100	
20	Downlink	Low	627	125400	15
		Mid	634.5	126900	
		High	642	128400	
	Uplink	Low	673	134600	-
		Mid	680.5	136100	
		High	688	137600	



Unless otherwise agreed in writing, this document is issued by the Company subject to its General Conditions of Service printed overleaf, available on request or accessible at <http://www.sgs.com/en/Terms-and-Conditions.aspx> and, for electronic format documents, subject to Terms and Conditions for Electronic Documents at <http://www.sgs.com/en/Terms-and-Conditions/Terms-e-Documents.aspx>. Attention is drawn to the limitation of liability, indemnification and jurisdiction issues defined therein. Any holder of this document is advised that information contained hereon reflects the Company's findings at the time of its intervention only and within the limits of Client's instructions, if any. The Company's sole responsibility is to its Client and this document does not exonerate parties to a transaction from exercising all their rights and obligations under the transaction documents. This document cannot be reproduced except in full, without prior written approval of the Company. Any unauthorized alteration, forgery or falsification of the content or appearance of this document is unlawful and offenders may be prosecuted to the fullest extent of the law. Unless otherwise stated the results shown in this test report refer only to the sample(s) tested and such sample(s) are retained for 30 days only.

Attention: To check the authenticity of testing/inspection report & certificate, please contact us at telephone: (86-755) 8307 1443, or email: CN.Doccheck@sgs.com

South of No. 6 Plant, No. 1, Runsheng Road, Suzhou Industrial Park, Suzhou Area, China (Jiangsu) Pilot Free Trade Zone 215000 t (86-512) 62992980 www.sgsgroup.com.cn
 中国·苏州·中国(江苏)自由贸易试验区苏州片区苏州工业园区润胜路1号的6号厂房南楼 邮编: 215000 t (86-512) 62992980 sgs.china@sgs.com

3.9.15 Reference test frequencies for NR operating band n77

3.9.15.1 Test frequencies for NR operating band n77 and SCS 30 kHz

3700-3980:

CBW [MHz]	Range		Carrier centre [MHz]	Carrier centre [ARFCN]	SS block SCS [kHz]
10	Downlink & Uplink	Low	3705	647000	30
		Mid	3840	656000	
		High	3975	665000	
15	Downlink & Uplink	Low	3707.52	647168	30
		Mid	3840	656000	
		High	3972.48	664832	
20	Downlink & Uplink	Low	3710.01	647334	30
		Mid	3840	656000	
		High	3969.99	664666	
40	Downlink & Uplink	Low	3720	648000	30
		Mid	3840	656000	
		High	3960	664000	
50	Downlink & Uplink	Low	3725.01	648334	30
		Mid	3840	656000	
		High	3954.99	663666	
60	Downlink & Uplink	Low	3730.02	648668	30
		Mid	3840	656000	
		High	3949.98	663332	
70	Downlink & Uplink	Low	3735	649000	30
		Mid	3840	656000	
		High	3945	663000	
80	Downlink & Uplink	Low	3740.01	649334	30
		Mid	3840	656000	
		High	3939.99	662666	
90	Downlink & Uplink	Low	3745.02	649668	30
		Mid	3840	656000	
		High	3934.98	662332	
100	Downlink & Uplink	Low	3750	650000	30
		Mid	3840	656000	
		High	3930	662000	



Unless otherwise agreed in writing, this document is issued by the Company subject to its General Conditions of Service printed overleaf, available on request or accessible at <http://www.sgs.com/en/Terms-and-Conditions.aspx> and, for electronic format documents, subject to Terms and Conditions for Electronic Documents at <http://www.sgs.com/en/Terms-and-Conditions/Terms-e-Documents.aspx>. Attention is drawn to the limitation of liability, indemnification and jurisdiction issues defined therein. Any holder of this document is advised that information contained hereon reflects the Company's findings at the time of its intervention only and within the limits of Client's instructions, if any. The Company's sole responsibility is to its Client and this document does not exonerate parties to a transaction from exercising all their rights and obligations under the transaction documents. This document cannot be reproduced except in full, without prior written approval of the Company. Any unauthorized alteration, forgery or falsification of the content or appearance of this document is unlawful and offenders may be prosecuted to the fullest extent of the law. Unless otherwise stated the results shown in this test report refer only to the sample(s) tested and such sample(s) are retained for 30 days only.

Attention: To check the authenticity of testing /inspection report & certificate, please contact us at telephone: (86-755) 8307 1443, or email: CN.Doccheck@sgs.com

South of No. 6 Plant, No. 1, Runsheng Road, Suzhou Industrial Park, Suzhou Area, China (Jiangsu) Pilot Free Trade Zone 215000 t (86-512) 62992980 www.sgs.com.cn
 中国·苏州·中国(江苏)自由贸易试验区苏州片区苏州工业园区润胜路1号的6号厂房南楼 邮编: 215000 t (86-512) 62992980 sgs.china@sgs.com

3450-3550:

CBW [MHz]	Range		Carrier centre [MHz]	Carrier centre [ARFCN]	SS block SCS [kHz]
10	Downlink & Uplink	Low	3455.01	630334	30
		Mid	3500.01	633334	
		High	3545.01	636334	
15	Downlink & Uplink	Low	3457.5	630500	30
		Mid	3500.01	633334	
		High	3542.49	636166	
20	Downlink & Uplink	Low	3460.02	630668	30
		Mid	3500.01	633334	
		High	3540	636000	
40	Downlink & Uplink	Low	3470.01	631334	30
		Mid	3500.01	633334	
		High	3530.01	635334	
50	Downlink & Uplink	Low	3475.02	631668	30
		Mid	3500.01	633334	
		High	3525	635000	
60	Downlink & Uplink	Low	3480	632000	30
		Mid	3500.01	633334	
		High	3519.99	634666	
70	Downlink & Uplink	Low	3485.01	632334	30
		Mid	3500.01	633334	
		High	3515.01	634334	
80	Downlink & Uplink	Low	3490.02	632668	30
		Mid	3500.01	633334	
		High	3510	634000	
90	Downlink & Uplink	Low	3495	633000	30
		Mid	3500.01	633334	
		High	3504.99	633666	
100	Downlink & Uplink	Low	\	\	30
		Mid	3500.01	633334	
		High	\	\	



Unless otherwise agreed in writing, this document is issued by the Company subject to its General Conditions of Service printed overleaf, available on request or accessible at <http://www.sgs.com/en/Terms-and-Conditions.aspx> and, for electronic format documents, subject to Terms and Conditions for Electronic Documents at <http://www.sgs.com/en/Terms-and-Conditions/Terms-e-Documents.aspx>. Attention is drawn to the limitation of liability, indemnification and jurisdiction issues defined therein. Any holder of this document is advised that information contained hereon reflects the Company's findings at the time of its intervention only and within the limits of Client's instructions, if any. The Company's sole responsibility is to its Client and this document does not exonerate parties to a transaction from exercising all their rights and obligations under the transaction documents. This document cannot be reproduced except in full, without prior written approval of the Company. Any unauthorized alteration, forgery or falsification of the content or appearance of this document is unlawful and offenders may be prosecuted to the fullest extent of the law. Unless otherwise stated the results shown in this test report refer only to the sample(s) tested and such sample(s) are retained for 30 days only.

Attention: To check the authenticity of testing /inspection report & certificate, please contact us at telephone: (86-755) 8307 1443, or email: CN.Doccheck@sgs.com

South of No. 6 Plant, No. 1, Runsheng Road, Suzhou Industrial Park, Suzhou Area, China (Jiangsu) Pilot Free Trade Zone 215000 t (86-512) 62992980 www.sgs.com.cn
 中国·苏州·中国(江苏)自由贸易试验区苏州片区苏州工业园区润胜路1号的6号厂房南楼 邮编: 215000 t (86-512) 62992980 sgs.china@sgs.com

3.9.16 Reference test frequencies for NR operating band n78

3.9.16.1 Test frequencies for NR operating band n78 and SCS 30 kHz

3700-3800:

CBW [MHz]	Range		Carrier centre [MHz]	Carrier centre [ARFCN]	SS block SCS [kHz]
10	Downlink & Uplink	Low	3705	647000	30
		Mid	3750	650000	
		High	3795	653000	
15	Downlink & Uplink	Low	3707.52	647168	30
		Mid	3750	650000	
		High	3792.48	652832	
20	Downlink & Uplink	Low	3710.01	647334	30
		Mid	3750	650000	
		High	3789.99	652666	
40	Downlink & Uplink	Low	3720	648000	30
		Mid	3750	650000	
		High	3780	652000	
50	Downlink & Uplink	Low	3725.01	648334	30
		Mid	3750	650000	
		High	3774.99	651666	
60	Downlink & Uplink	Low	3730.02	648668	30
		Mid	3750	650000	
		High	3769.98	651332	
70	Downlink & Uplink	Low	3735	649000	30
		Mid	3750	650000	
		High	3765	651000	
80	Downlink & Uplink	Low	3740.01	649334	30
		Mid	3750	650000	
		High	3759.99	650666	
90	Downlink & Uplink	Low	3745.02	649668	30
		Mid	3750	650000	
		High	3754.98	650332	
100	Downlink & Uplink	Low	/	/	30
		Mid	3750	650000	
		High	/	/	



Unless otherwise agreed in writing, this document is issued by the Company subject to its General Conditions of Service printed overleaf, available on request or accessible at <http://www.sgs.com/en/Terms-and-Conditions.aspx> and, for electronic format documents, subject to Terms and Conditions for Electronic Documents at <http://www.sgs.com/en/Terms-and-Conditions/Terms-e-Documents.aspx>. Attention is drawn to the limitation of liability, indemnification and jurisdiction issues defined therein. Any holder of this document is advised that information contained hereon reflects the Company's findings at the time of its intervention only and within the limits of Client's instructions, if any. The Company's sole responsibility is to its Client and this document does not exonerate parties to a transaction from exercising all their rights and obligations under the transaction documents. This document cannot be reproduced except in full, without prior written approval of the Company. Any unauthorized alteration, forgery or falsification of the content or appearance of this document is unlawful and offenders may be prosecuted to the fullest extent of the law. Unless otherwise stated the results shown in this test report refer only to the sample(s) tested and such sample(s) are retained for 30 days only.

Attention: To check the authenticity of testing /inspection report & certificate, please contact us at telephone: (86-755) 8307 1443, or email: CN.Doccheck@sgs.com

South of No. 6 Plant, No. 1, Runsheng Road, Suzhou Industrial Park, Suzhou Area, China (Jiangsu) Pilot Free Trade Zone 215000 t (86-512) 62992980 www.sgs.com.cn
 中国·苏州·中国(江苏)自由贸易试验区苏州片区苏州工业园区润胜路1号的6号厂房南楼 邮编: 215000 t (86-512) 62992980 sgs.china@sgs.com

3450-3550:

CBW [MHz]	Range		Carrier centre [MHz]	Carrier centre [ARFCN]	SS block SCS [kHz]
10	Downlink & Uplink	Low	3455.01	630334	30
		Mid	3500.01	633334	
		High	3545.01	636334	
15	Downlink & Uplink	Low	3457.5	630500	30
		Mid	3500.01	633334	
		High	3542.49	636166	
20	Downlink & Uplink	Low	3460.02	630668	30
		Mid	3500.01	633334	
		High	3540	636000	
40	Downlink & Uplink	Low	3470.01	631334	30
		Mid	3500.01	633334	
		High	3530.01	635334	
50	Downlink & Uplink	Low	3475.02	631668	30
		Mid	3500.01	633334	
		High	3525	635000	
60	Downlink & Uplink	Low	3480	632000	30
		Mid	3500.01	633334	
		High	3519.99	634666	
70	Downlink & Uplink	Low	3485.01	632334	30
		Mid	3500.01	633334	
		High	3515.01	634334	
80	Downlink & Uplink	Low	3490.02	632668	30
		Mid	3500.01	633334	
		High	3510	634000	
90	Downlink & Uplink	Low	3495	633000	30
		Mid	3500.01	633334	
		High	3504.99	633666	
100	Downlink & Uplink	Low	\	\	30
		Mid	3500.01	633334	
		High	\	\	



Unless otherwise agreed in writing, this document is issued by the Company subject to its General Conditions of Service printed overleaf, available on request or accessible at <http://www.sgs.com/en/Terms-and-Conditions.aspx> and, for electronic format documents, subject to Terms and Conditions for Electronic Documents at <http://www.sgs.com/en/Terms-and-Conditions/Terms-e-Documents.aspx>. Attention is drawn to the limitation of liability, indemnification and jurisdiction issues defined therein. Any holder of this document is advised that information contained hereon reflects the Company's findings at the time of its intervention only and within the limits of Client's instructions, if any. The Company's sole responsibility is to its Client and this document does not exonerate parties to a transaction from exercising all their rights and obligations under the transaction documents. This document cannot be reproduced except in full, without prior written approval of the Company. Any unauthorized alteration, forgery or falsification of the content or appearance of this document is unlawful and offenders may be prosecuted to the fullest extent of the law. Unless otherwise stated the results shown in this test report refer only to the sample(s) tested and such sample(s) are retained for 30 days only.

Attention: To check the authenticity of testing /inspection report & certificate, please contact us at telephone: (86-755) 8307 1443, or email: CN.Doccheck@sgs.com

South of No. 6 Plant, No. 1, Runsheng Road, Suzhou Industrial Park, Suzhou Area, China (Jiangsu) Pilot Free Trade Zone 215000 t (86-512) 62992980 www.sgs.com.cn
 中国·苏州·中国(江苏)自由贸易试验区苏州片区苏州工业园区润胜路1号的6号厂房南楼 邮编: 215000 t (86-512) 62992980 sgs.china@sgs.com

4 Description of Tests

4.1 Conducted Output Power

Measurement Procedure: FCC KDB 971168 D01 V03r01 Section 5.2.1

The transmitter output was connected to a calibrated coaxial cable, attenuator and power meter, the other end of which was connected to a Base Station Simulator. The Base Station Simulator was set to force the EUT to its maximum power setting. The power output at the transmitter antenna port was determined by adding the value of the cable insertion loss to the power reading. The tests were performed at three frequencies (low channel, middle channel and high channel) and on the highest power levels, which can be setup on the transmitters.

Remark: Reference test setup 1



Unless otherwise agreed in writing, this document is issued by the Company subject to its General Conditions of Service printed overleaf, available on request or accessible at <http://www.sgs.com/en/Terms-and-Conditions.aspx> and, for electronic format documents, subject to Terms and Conditions for Electronic Documents at <http://www.sgs.com/en/Terms-and-Conditions/Terms-e-Document.aspx>. Attention is drawn to the limitation of liability, indemnification and jurisdiction issues defined therein. Any holder of this document is advised that information contained hereon reflects the Company's findings at the time of its intervention only and within the limits of Client's instructions, if any. The Company's sole responsibility is to its Client and this document does not exonerate parties to a transaction from exercising all their rights and obligations under the transaction documents. This document cannot be reproduced except in full, without prior written approval of the Company. Any unauthorized alteration, forgery or falsification of the content or appearance of this document is unlawful and offenders may be prosecuted to the fullest extent of the law. Unless otherwise stated the results shown in this test report refer only to the sample(s) tested and such sample(s) are retained for 30 days only.

Attention: To check the authenticity of testing /inspection report & certificate, please contact us at telephone: (86-755) 8307 1443, or email: CN.Doccheck@sgs.com

South of No. 6 Plant, No. 1, Runsheng Road, Suzhou Industrial Park, Suzhou Area, China (Jiangsu) Pilot Free Trade Zone 215000
 中国·苏州·中国(江苏)自由贸易试验区苏州片区苏州工业园区润胜路1号的6号厂房南面 邮编: 215000

t (86-512) 62992980 www.sgs.com.cn
 t (86-512) 62992980 sgs.china@sgs.com

4.2 Effective (Isotropic) Radiated Power of Transmitter

Measurement Procedure: FCC KDB 971168 D01 V03r01 Section 5.8.4

Calculate power in dBm by the following formula:

ERP (dBm) = Conducted Power (dBm) + antenna gain (dBd)

EIRP(dBm) = Conducted Power (dBm) + antenna gain (dBi)

EIRP=ERP+2.15dB



Unless otherwise agreed in writing, this document is issued by the Company subject to its General Conditions of Service printed overleaf, available on request or accessible at <http://www.sgs.com/en/Terms-and-Conditions.aspx> and, for electronic format documents, subject to Terms and Conditions for Electronic Documents at <http://www.sgs.com/en/Terms-and-Conditions/Terms-e-Document.aspx>. Attention is drawn to the limitation of liability, indemnification and jurisdiction issues defined therein. Any holder of this document is advised that information contained hereon reflects the Company's findings at the time of its intervention only and within the limits of Client's instructions, if any. The Company's sole responsibility is to its Client and this document does not exonerate parties to a transaction from exercising all their rights and obligations under the transaction documents. This document cannot be reproduced except in full, without prior written approval of the Company. Any unauthorized alteration, forgery or falsification of the content or appearance of this document is unlawful and offenders may be prosecuted to the fullest extent of the law. Unless otherwise stated the results shown in this test report refer only to the sample(s) tested and such sample(s) are retained for 30 days only.

Attention: To check the authenticity of testing /inspection report & certificate, please contact us at telephone: (86-755) 8307 1443, or email: CN.Doccheck@sgs.com

South of No. 6 Plant, No. 1, Runsheng Road, Suzhou Industrial Park, Suzhou Area, China (Jiangsu) Pilot Free Trade Zone 215000 t (86-512) 62992980 www.sgs.com.cn
中国·苏州·中国(江苏)自由贸易试验区苏州片区苏州工业园区润胜路1号的6号厂房南楼 邮编: 215000 t (86-512) 62992980 sgs.china@sgs.com

4.3 EIRP Power Density

Measurement Procedure: FCC KDB 971168 D01 V03r01 Section 5.3

Test Settings

1. Set instrument center frequency to OBW center frequency.
2. Set span to at least 1.5 times the OBW.
3. Set the RBW to the specified reference bandwidth (often 1 MHz).
4. Set VBW $\geq 3 \times$ RBW.
5. Detector = RMS (power averaging).
6. Ensure that the number of measurement points in the sweep $\geq 2 \times$ span/RBW.
7. Sweep time = auto couple.
8. Employ trace averaging (RMS) mode over a minimum of 100 traces.
9. Use the peak marker function to determine the maximum amplitude level within the reference bandwidth (PSD).



Unless otherwise agreed in writing, this document is issued by the Company subject to its General Conditions of Service printed overleaf, available on request or accessible at <http://www.sgs.com/en/Terms-and-Conditions.aspx> and, for electronic format documents, subject to Terms and Conditions for Electronic Documents at <http://www.sgs.com/en/Terms-and-Conditions/Terms-e-Documents.aspx>. Attention is drawn to the limitation of liability, indemnification and jurisdiction issues defined therein. Any holder of this document is advised that information contained hereon reflects the Company's findings at the time of its intervention only and within the limits of Client's instructions, if any. The Company's sole responsibility is to its Client and this document does not exonerate parties to a transaction from exercising all their rights and obligations under the transaction documents. This document cannot be reproduced except in full, without prior written approval of the Company. Any unauthorized alteration, forgery or falsification of the content or appearance of this document is unlawful and offenders may be prosecuted to the fullest extent of the law. Unless otherwise stated the results shown in this test report refer only to the sample(s) tested and such sample(s) are retained for 30 days only.

Attention: To check the authenticity of testing /inspection report & certificate, please contact us at telephone: (86-755) 8307 1443, or email: CN.Doccheck@sgs.com

South of No. 6 Plant, No. 1, Runsheng Road, Suzhou Industrial Park, Suzhou Area, China (Jiangsu) Pilot Free Trade Zone 215000
 中国·苏州·中国(江苏)自由贸易试验区苏州片区苏州工业园区润胜路1号的6号厂房南面 邮编: 215000

t (86-512) 62992980 www.sgs.com.cn
 t (86-512) 62992980 sgs.china@sgs.com

4.4 Occupied Bandwidth

Measurement Procedure: FCC KDB 971168 D01 V03r01 Section 4.2 & 4.3

The occupied bandwidth, that is the frequency bandwidth such that, below its lower and above its upper frequency limits, the mean powers radiated are each equal to 0.5 percent of the total mean power radiated by a given emission shall be measured. The transmitter output was connected to a calibrated coaxial cable, attenuator and Spectrum analyser, the other end of which was connected to a Base Station Simulator. The Base Station Simulator was set to force the EUT to its maximum power setting. The tests were performed at three frequencies (low channel, middle channel and high channel). The span of the analyzer shall be set to capture all products of the modulation process, including the emission skirts. The resolution bandwidth shall be set to as close to 1 percent of the selected span as is possible without being below 1 percent. The video bandwidth shall be set to 3 times the resolution bandwidth. Video averaging is not permitted. Where practical, a sampling detector shall be used since a peak or, peak hold, may produce a wider bandwidth than actual. The trace data points are recovered and are directly summed in linear terms. The recovered amplitude data points, beginning at the lowest frequency, are placed in a running sum until 0.5 percent of the total is reached and that frequency recorded. The process is repeated for the highest frequency data points. This frequency is recorded. The span between the two recorded frequencies is the occupied bandwidth.

Remark: Reference test setup 1

Test Settings

1. The signal analyzer's automatic bandwidth measurement capability was used to perform the 99% occupied bandwidth and the 26dB bandwidth. The bandwidth measurement was not influenced by any intermediate power nulls in the fundamental emission.
2. RBW = 1 – 5% of the expected OBW
3. VBW ≥ 3 x RBW
4. Detector = Peak
5. Trace mode = max hold
6. Sweep = auto couple
7. The trace was allowed to stabilize
8. If necessary, steps 2 – 7 were repeated after changing the RBW such that it would be within 1 – 5% of the 99% occupied bandwidth observed in Step 7



Unless otherwise agreed in writing, this document is issued by the Company subject to its General Conditions of Service printed overleaf, available on request or accessible at <http://www.sgs.com/en/Terms-and-Conditions.aspx> and, for electronic format documents, subject to Terms and Conditions for Electronic Documents at <http://www.sgs.com/en/Terms-and-Conditions/Terms-e-Document.aspx>. Attention is drawn to the limitation of liability, indemnification and jurisdiction issues defined therein. Any holder of this document is advised that information contained hereon reflects the Company's findings at the time of its intervention only and within the limits of Client's instructions, if any. The Company's sole responsibility is to its Client and this document does not exonerate parties to a transaction from exercising all their rights and obligations under the transaction documents. This document cannot be reproduced except in full, without prior written approval of the Company. Any unauthorized alteration, forgery or falsification of the content or appearance of this document is unlawful and offenders may be prosecuted to the fullest extent of the law. Unless otherwise stated the results shown in this test report refer only to the sample(s) tested and such sample(s) are retained for 30 days only.

Attention: To check the authenticity of testing /inspection report & certificate, please contact us at telephone: (86-755) 8307 1443, or email: CN.Doccheck@sgs.com

South of No. 6 Plant, No. 1, Runsheng Road, Suzhou Industrial Park, Suzhou Area, China (Jiangsu) Pilot Free Trade Zone 215000
中国·苏州·中国(江苏)自由贸易试验区苏州片区苏州工业园区润胜路1号的6号厂房南楼 邮编: 215000

t (86-512) 62992980 www.sgs.com.cn
t (86-512) 62992980 sgs.china@sgs.com

4.5 Band Edge at Antenna Terminals

Measurement Procedure: FCC KDB 971168 D01 V03r01 Section 6.0

The transmitter output was connected to a calibrated coaxial cable, attenuator and Spectrum analyser, the other end of which was connected to a Base Station Simulator. The Base Station Simulator was set to force the EUT to its maximum power setting. The tests were performed at two frequencies (low channel and high channel).in the 1MHz bands immediately outside and adjacent to the frequency block a resolution bandwidth of 100kHz or 1% of the emission bandwidth of the fundamental emission of the transmitter may be employed. The EUT emission bandwidth is measured as the width of the signal between two points, outside of which all emission are attenuated at least 26dB below the transmitter power. The video bandwidth of the spectrum analyzer was set at thrice the resolution bandwidth. Detector Mode was set to peak or peak hold power.

Remark: Reference test setup 1

Test Settings

1. Start and stop frequency were set such that the band edge would be placed in the center of the plot
2. Span was set large enough so as to capture all out of band emissions near the band edge
3. $RBW \geq 1\%$ of the emission bandwidth
4. $VBW \geq 3 \times RBW$
5. Detector = RMS
6. Number of sweep points $\geq 2 \times \text{Span}/RBW$
7. Trace mode = trace average for continuous emissions, max hold for pulse emissions
8. Sweep time = auto couple
9. The trace was allowed to stabilize



Unless otherwise agreed in writing, this document is issued by the Company subject to its General Conditions of Service printed overleaf, available on request or accessible at <http://www.sgs.com/en/Terms-and-Conditions.aspx> and, for electronic format documents, subject to Terms and Conditions for Electronic Documents at <http://www.sgs.com/en/Terms-and-Conditions/Terms-e-Document.aspx>. Attention is drawn to the limitation of liability, indemnification and jurisdiction issues defined therein. Any holder of this document is advised that information contained hereon reflects the Company's findings at the time of its intervention only and within the limits of Client's instructions, if any. The Company's sole responsibility is to its Client and this document does not exonerate parties to a transaction from exercising all their rights and obligations under the transaction documents. This document cannot be reproduced except in full, without prior written approval of the Company. Any unauthorized alteration, forgery or falsification of the content or appearance of this document is unlawful and offenders may be prosecuted to the fullest extent of the law. Unless otherwise stated the results shown in this test report refer only to the sample(s) tested and such sample(s) are retained for 30 days only.
Attention: To check the authenticity of testing /inspection report & certificate, please contact us at telephone: (86-755) 8307 1443, or email: CN.Doccheck@sgs.com

South of No. 6 Plant, No. 1, Runsheng Road, Suzhou Industrial Park, Suzhou Area, China (Jiangsu) Pilot Free Trade Zone 215000
 中国·苏州·中国(江苏)自由贸易试验区苏州片区苏州工业园区润胜路1号的6号厂房南面 邮编: 215000

t (86-512) 62992980 www.sgs.com.cn
 t (86-512) 62992980 sgs.china@sgs.com

4.6 Spurious And Harmonic Emissions at Antenna Terminal

Measurement Procedure: FCC KDB 971168 D01 V03r01 Section 6.0

The transmitter output was connected to a calibrated coaxial cable, attenuator and Spectrum analyzer, the other end of which was connected to a Base Station Simulator. The Base Station Simulator was set to force the EUT to its maximum power setting. The tests were performed at three frequencies (low channel and high channel). The level of the carrier and the various conducted spurious and harmonic frequencies is measured by means of a calibrated spectrum analyzer. The spectrum is scanned from the lowest frequency generated in the equipment up to a frequency including its 10th harmonic. On any frequency outside a licensee's frequency block, the power of any emission shall be attenuated below the transmitter power (P) by at least $43 + 10 \log(P)$ dB. Compliance with these provisions is based on the use of measurement instrumentation employing a resolution bandwidth of 1 MHz or greater. However, in the 1 MHz bands immediately outside and adjacent to the frequency block a resolution bandwidth of at least one percent of the emission bandwidth of the fundamental emission of the transmitter may be employed. The emission bandwidth is defined as the width of the signal between two points, one below the carrier center frequency and one above the carrier center frequency, outside of which all emission are attenuated at least 26 dB below the transmitter power.

Remark: Reference test setup 1

Test Settings

1. Start frequency was set to 9kHz and stop frequency was set to at least 10^* the fundamental frequency (Separated into at least two plots per channel)
2. Detector = RMS
3. Trace mode = trace average for continuous emissions, max hold for pulse emissions
4. Sweep time = auto couple
5. The trace was allowed to stabilize
6. Please see test notes below for RBW and VBW settings



Unless otherwise agreed in writing, this document is issued by the Company subject to its General Conditions of Service printed overleaf, available on request or accessible at <http://www.sgs.com/en/Terms-and-Conditions.aspx> and, for electronic format documents, subject to Terms and Conditions for Electronic Documents at <http://www.sgs.com/en/Terms-and-Conditions/Terms-e-Documents.aspx>. Attention is drawn to the limitation of liability, indemnification and jurisdiction issues defined therein. Any holder of this document is advised that information contained hereon reflects the Company's findings at the time of its intervention only and within the limits of Client's instructions, if any. The Company's sole responsibility is to its Client and this document does not exonerate parties to a transaction from exercising all their rights and obligations under the transaction documents. This document cannot be reproduced except in full, without prior written approval of the Company. Any unauthorized alteration, forgery or falsification of the content or appearance of this document is unlawful and offenders may be prosecuted to the fullest extent of the law. Unless otherwise stated the results shown in this test report refer only to the sample(s) tested and such sample(s) are retained for 30 days only.
Attention: To check the authenticity of testing /inspection report & certificate, please contact us at telephone: (86-755) 8307 1443, or email: CN.Doccheck@sgs.com

South of No. 6 Plant, No. 1, Runsheng Road, Suzhou Industrial Park, Suzhou Area, China (Jiangsu) Pilot Free Trade Zone 215000
 中国·苏州·中国(江苏)自由贸易试验区苏州片区苏州工业园区润胜路1号的6号厂房南面 邮编: 215000

t (86-512) 62992980 www.sgs.com.cn
 t (86-512) 62992980 sgs.china@sgs.com

4.7 Peak-Average Ratio

Measurement Procedure: FCC KDB 971168 D01 V03r01 Section 5.7.2

A peak to average ratio measurement is performed at the conducted port of the EUT. For WCDMA signals, the spectrum analyzers Complementary Cumulative Distribution Function (CCDF) measurement profile is used to determine the largest deviation between the average and the peak power of the EUT in a given bandwidth. The CCDF curve shows how much time the peak waveform spends at or above a given average power level. The percent of time the signal spends at or above the level defines the probability for that particular power level. For GSM signals, an average and a peak trace are used on a spectrum analyzer to determine the largest deviation between the average and the peak power of the EUT in a bandwidth greater than the emission bandwidth. The traces are generated with the spectrum analyzer set to zero span mode.

Remark: Reference test setup 1

Test Settings

1. The signal analyzer's CCDF measurement profile is enabled
2. Frequency = carrier center frequency
3. Measurement BW > Emission bandwidth of signal
4. The signal analyzer was set to collect one million samples to generate the CCDF curve
5. The measurement interval was set depending on the type of signal analyzed. For continuous signals (>98% duty cycle), the measurement interval was set to 1ms. For burst transmissions, the spectrum analyzer is set to use an internal "RF Burst" trigger that is synced with an incoming pulse and the measurement interval is set to less than the duration of the "on time" of one burst to ensure that energy is only captured during a time in which the transmitter is operating at maximum power



Unless otherwise agreed in writing, this document is issued by the Company subject to its General Conditions of Service printed overleaf, available on request or accessible at <http://www.sgs.com/en/Terms-and-Conditions.aspx> and, for electronic format documents, subject to Terms and Conditions for Electronic Documents at <http://www.sgs.com/en/Terms-and-Conditions/Terms-e-Document.aspx>. Attention is drawn to the limitation of liability, indemnification and jurisdiction issues defined therein. Any holder of this document is advised that information contained hereon reflects the Company's findings at the time of its intervention only and within the limits of Client's instructions, if any. The Company's sole responsibility is to its Client and this document does not exonerate parties to a transaction from exercising all their rights and obligations under the transaction documents. This document cannot be reproduced except in full, without prior written approval of the Company. Any unauthorized alteration, forgery or falsification of the content or appearance of this document is unlawful and offenders may be prosecuted to the fullest extent of the law. Unless otherwise stated the results shown in this test report refer only to the sample(s) tested and such sample(s) are retained for 30 days only.
Attention: To check the authenticity of testing /inspection report & certificate, please contact us at telephone: (86-755) 8307 1443, or email: CN.Doccheck@sgs.com

South of No. 6 Plant, No. 1, Runsheng Road, Suzhou Industrial Park, Suzhou Area, China (Jiangsu) Pilot Free Trade Zone 215000
 中国·苏州·中国(江苏)自由贸易试验区苏州片区苏州工业园区润胜路1号的6号厂房南面 邮编: 215000

t (86-512) 62992980 www.sgs.com.cn
 t (86-512) 62992980 sgs.china@sgs.com

4.8 Field Strength of Spurious Radiation

Measurement Procedure: FCC KDB 971168 D01 V03r01 Section 5.8

Below 1GHz test procedure as below:

- 1). The EUT was powered ON and placed on a 80cm high table in the chamber. The antenna of the transmitter was extended to its maximum length.
- 2). The disturbance of the transmitter was maximized on the test receiver display by raising and lowering from 1m to 4m (for the test frequency of below 30MHz, the antenna was tuned to heights 1 meter) the receive antenna and by rotating through 360° the turntable. After the fundamental emission was maximized, a field strength measurement was made.
- 3). Steps 1) and 2) were performed with the EUT and the receive antenna in both vertical and horizontal polarization.
- 4). Test the EUT in the lowest channel, the middle channel ,the Highest channel.
- 5). The radiation measurements are performed in X, Y, Z axis positioning. And found the X axis positioning which it is worse case, Only the test worst case mode is recorded in the report.
- 6). Repeat above procedures until all frequencies measured was complete.

$$E \text{ (dB}\mu\text{V/m)} = \text{Measured amplitude level (}\mu\text{V/m)} + (\text{Cable Loss (dB)} + \text{Antenna Factor (dB/m)} - \text{AMP(dB)})$$

$$\text{EIRP (dBm)} = E \text{ (dB}\mu\text{V/m)} + 20 \log D - 104.8; \text{ where D is the measurement distance in meters}$$

Above 1GHz test procedure as below:

- 1) Different between above is the test site, change from Semi- Anechoic Chamber to fully Anechoic Chamber
- 2) Calculate power in dBm by the following formula:

$$E \text{ (dB}\mu\text{V/m)} = \text{Measured amplitude level (dB}\mu\text{V)} + (\text{Cable Loss (dB)} + \text{Antenna Factor (dB/m)} - \text{AMP(dB)})$$

$$\text{EIRP (dBm)} = E \text{ (dB}\mu\text{V/m)} + 20 \log D - 104.8; \text{ where D is the measurement distance in meters}$$
- 3). Test the EUT in the lowest channel, the middle channel the Highest channel
- 4). The radiation measurements are performed in X, Y, Z axis positioning. And found the X axis positioning which it is worse case, Only the test worst case mode is recorded in the report.
- 5). Repeat above procedures until all frequencies measured was complete

Remark1: Reference test setup 2

Remark2: The emission below 18G were measured at a 3m test distance, while emissions above 18GHz were measured at a 1m test distance. At a measurement distance of 1 meter the limit line was increased by $20 \cdot \text{LOG}(3/1) = 9.54 \text{ dB}$.

Remark: Reference test setup 2

Remark:

- 1) The field strength is calculated by adding the Antenna Factor, Cable Factor & AMP. The basic equation with a sample calculation is as follows:

AF = Antenna Factor(dB/m)

Factor = Cable Factor(dB) - Preamplifier (dB)

Level = Reading Level + AF + Factor -95.26

Margin = Limit – Level

- 2) Scan from 9kHz to 40GHz, The disturbance between 9kHz to 30MHz and 18GHz to 40GHz was very low, and the harmonics were the highest point could be found when testing, so only the harmonics had been displayed. The amplitude of spurious emissions from the radiator which are attenuated more than 20dB below the limit need not be reported.
- 3) All modes have been tested, but only the worst case data displayed in this report.



4.9 Frequency Stability / Temperature Variation

Measurement Procedure:

Frequency stability testing is performed in accordance with the guidelines of FCC KDB 971168 D01 V03r01 Section 9

The frequency stability of the transmitter is measured by:

- a.) **Temperature:** The temperature is varied from -30°C to +50°C in 10°C increments using an environmental chamber.
- b.) **Primary Supply Voltage:** The primary supply voltage is varied from 85% to 115% of the nominal value for non hand-carried battery and AC powered equipment. For hand-carried, battery-powered equipment, primary supply voltage is reduced to the battery operating end point which shall be specified by the manufacturer.

Specification – The frequency stability shall be sufficient to ensure that the fundamental emission stays within the authorized frequency block. The frequency stability of the transmitter shall be maintained within $\pm 0.00025\%$ (± 2.5 ppm) of the center frequency.

Time Period and Procedure:

1. The carrier frequency of the transmitter is measured at room temperature (20°C to provide a reference).
2. The equipment is turned on in a “standby” condition for fifteen minutes before applying power to the transmitter. Measurement of the carrier frequency of the transmitter is made within one minute after applying power to the transmitter.
3. Frequency measurements are made at 10°C intervals ranging from -30°C to +50°C. A period of at least one half-hour is provided to allow stabilization of the equipment at each temperature level.

Remark: Reference test setup 3



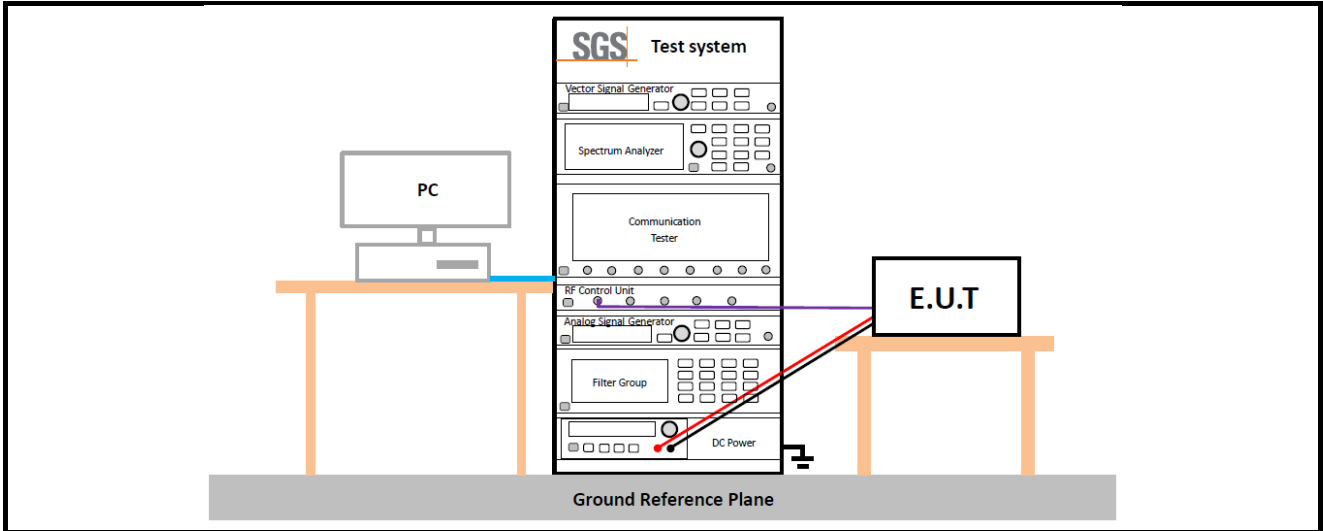
Unless otherwise agreed in writing, this document is issued by the Company subject to its General Conditions of Service printed overleaf, available on request or accessible at <http://www.sgs.com/en/Terms-and-Conditions.aspx> and, for electronic format documents, subject to Terms and Conditions for Electronic Documents at <http://www.sgs.com/en/Terms-and-Conditions/Terms-e-Document.aspx>. Attention is drawn to the limitation of liability, indemnification and jurisdiction issues defined therein. Any holder of this document is advised that information contained hereon reflects the Company's findings at the time of its intervention only and within the limits of Client's instructions, if any. The Company's sole responsibility is to its Client and this document does not exonerate parties to a transaction from exercising all their rights and obligations under the transaction documents. This document cannot be reproduced except in full, without prior written approval of the Company. Any unauthorized alteration, forgery or falsification of the content or appearance of this document is unlawful and offenders may be prosecuted to the fullest extent of the law. Unless otherwise stated the results shown in this test report refer only to the sample(s) tested and such sample(s) are retained for 30 days only.
Attention: To check the authenticity of testing /inspection report & certificate, please contact us at telephone: (86-755) 8307 1443, or email: CN.Doccheck@sgs.com

South of No. 6 Plant, No. 1, Runsheng Road, Suzhou Industrial Park, Suzhou Area, China (Jiangsu) Pilot Free Trade Zone 215000
 中国·苏州·中国(江苏)自由贸易试验区苏州片区苏州工业园区润胜路1号的6号厂房南楼 邮编: 215000

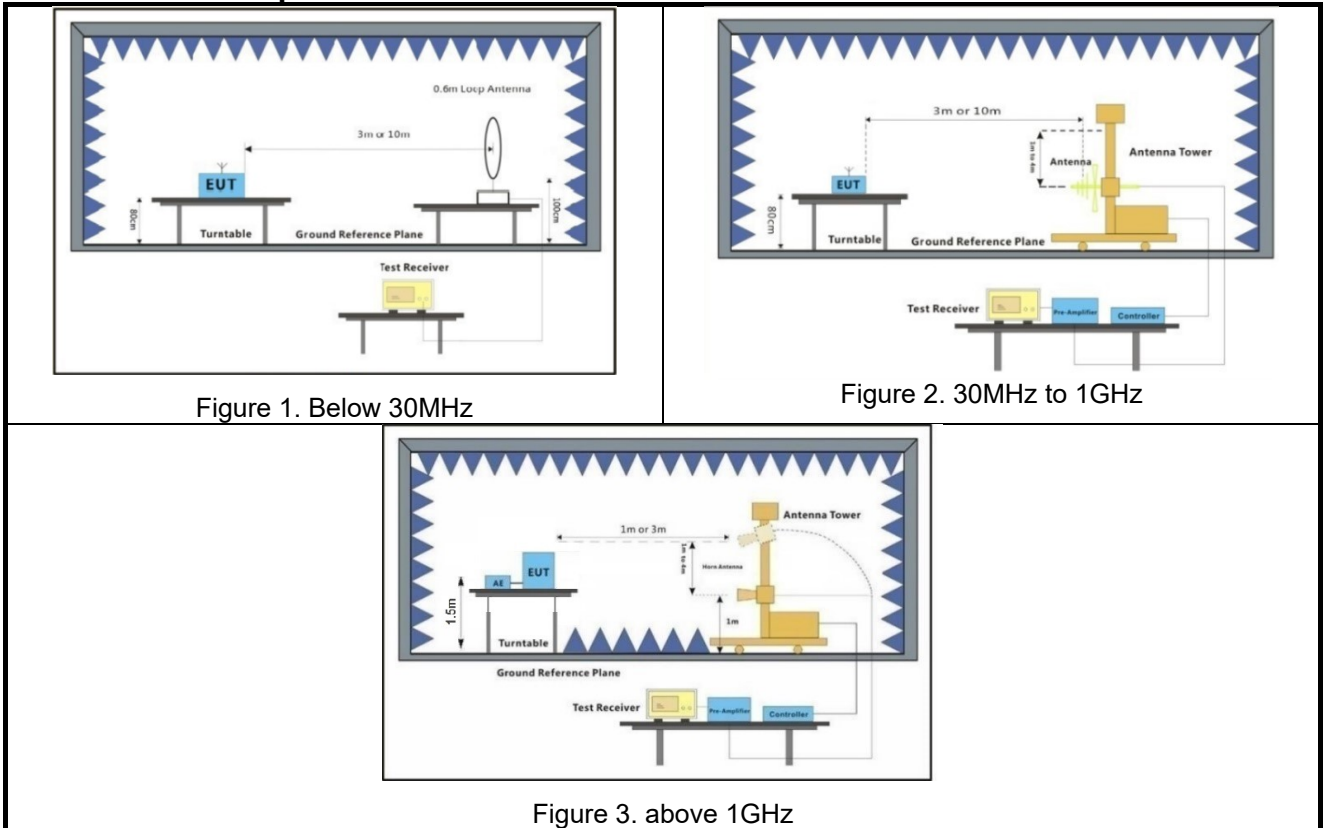
t (86-512) 62992980 www.sgs.com.cn
 t (86-512) 62992980 sgs.china@sgs.com

4.10 Test Setups

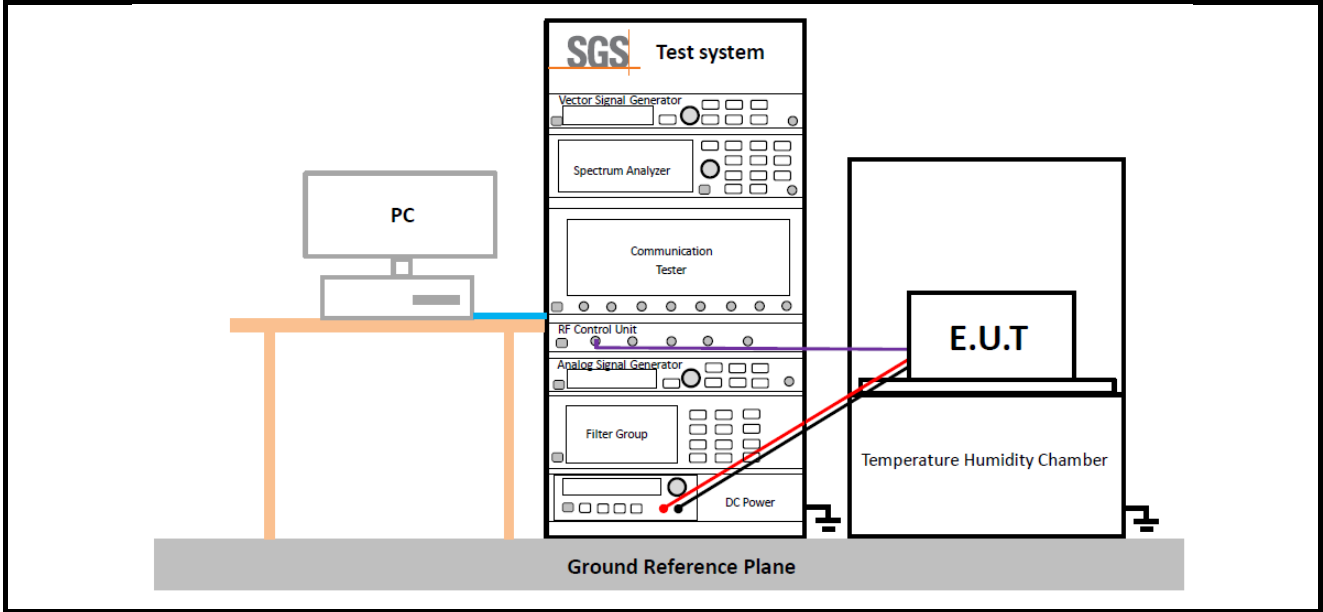
4.10.1 Test Setup 1



4.10.2 Test Setup 2



4.10.3 Test Setup 3



Unless otherwise agreed in writing, this document is issued by the Company subject to its General Conditions of Service printed overleaf, available on request or accessible at <http://www.sgs.com/en/Terms-and-Conditions.aspx> and, for electronic format documents, subject to Terms and Conditions for Electronic Documents at <http://www.sgs.com/en/Terms-and-Conditions/Terms-e-Document.aspx>. Attention is drawn to the limitation of liability, indemnification and jurisdiction issues defined therein. Any holder of this document is advised that information contained hereon reflects the Company's findings at the time of its intervention only and within the limits of Client's instructions, if any. The Company's sole responsibility is to its Client and this document does not exonerate parties to a transaction from exercising all their rights and obligations under the transaction documents. This document cannot be reproduced except in full, without prior written approval of the Company. Any unauthorized alteration, forgery or falsification of the content or appearance of this document is unlawful and offenders may be prosecuted to the fullest extent of the law. Unless otherwise stated the results shown in this test report refer only to the sample(s) tested and such sample(s) are retained for 30 days only.

Attention: To check the authenticity of testing /inspection report & certificate, please contact us at telephone: (86-755) 8307 1443, or email: CN.Doccheck@sgs.com

South of No. 6 Plant, No. 1, Runsheng Road, Suzhou Industrial Park, Suzhou Area, China (Jiangsu) Pilot Free Trade Zone 215000 t (86-512) 62992980 www.sgs.com.cn
 中国·苏州·中国(江苏)自由贸易试验区苏州片区苏州工业园区润胜路1号的6号厂房南楼 邮编: 215000 t (86-512) 62992980 sgs.china@sgs.com

4.11 Test Conditions

Transmit Output Power Data - Average Power, Spectral Density	
Test Case	Test Conditions
Test Environment	Ambient Climate & Rated Voltage
Test Setup	Test Setup 1
RF Channels (TX)	L, M, H (L= low channel, M= middle channel, H= high channel)
Test Mode	NR/TM1; NR/TM2; NR/TM3; NR/TM4; NR/TM5; NR/TM6; NR/TM7; NR/TM8; NR/TM9
Peak-to-Average Ratio	
Test Case	Test Conditions
Test Environment	Ambient Climate & Rated Voltage
Test Setup	Test Setup 1
RF Channels (TX)	L, M, H (L= low channel, M= middle channel, H= high channel)
Test Mode	NR/TM5; NR/TM9
Bandwidth - Occupied Bandwidth	
Test Case	Test Conditions
Test Environment	Ambient Climate & Rated Voltage
Test Setup	Test Setup 1
RF Channels (TX)	L, M, H (L= low channel, M= middle channel, H= high channel)
Test Mode	NR/TM1; NR/TM2; NR/TM3; NR/TM4; NR/TM5; NR/TM6; NR/TM7; NR/TM8; NR/TM9
Bandwidth - Emission Bandwidth	
Test Case	Test Conditions
Test Environment	Ambient Climate & Rated Voltage
Test Setup	Test Setup 1
RF Channels (TX)	L, M, H (L= low channel, M= middle channel, H= high channel)
Test Mode	NR/TM1; NR/TM2; NR/TM3; NR/TM4; NR/TM5; NR/TM6; NR/TM7; NR/TM8; NR/TM9
Band Edges Compliance	
Test Case	Test Conditions
Test Environment	Ambient Climate & Rated Voltage
Test Setup	Test Setup 1
RF Channels (TX)	L, H (L= low channel, H= high channel)
Test Mode	NR/TM1; NR/TM6
Spurious Emission at Antenna Terminals	
Test Case	Test Conditions



Unless otherwise agreed in writing, this document is issued by the Company subject to its General Conditions of Service printed overleaf, available on request or accessible at <http://www.sgs.com/en/Terms-and-Conditions.aspx> and, for electronic format documents, subject to Terms and Conditions for Electronic Documents at <http://www.sgs.com/en/Terms-and-Conditions/Terms-e-Documents.aspx>. Attention is drawn to the limitation of liability, indemnification and jurisdiction issues defined therein. Any holder of this document is advised that information contained hereon reflects the Company's findings at the time of its intervention only and within the limits of Client's instructions, if any. The Company's sole responsibility is to its Client and this document does not exonerate parties to a transaction from exercising all their rights and obligations under the transaction documents. This document cannot be reproduced except in full, without prior written approval of the Company. Any unauthorized alteration, forgery or falsification of the content or appearance of this document is unlawful and offenders may be prosecuted to the fullest extent of the law. Unless otherwise stated the results shown in this test report refer only to the sample(s) tested and such sample(s) are retained for 30 days only.

Attention: To check the authenticity of testing/inspection report and certificate, please contact us at telephone: (86-755) 8307 1443, or email: CN.Doccheck@sgs.com

Report No.: SEWM2311000473RG02

Rev.: 01

Page: 59 of 66

Test Environment	Ambient Climate & Rated Voltage
Test Setup	Test Setup 1
RF Channels (TX)	L, M, H (L= low channel, M= middle channel, H= high channel)
Test Mode	NR/TM1
Field Strength of Spurious Radiation	
Test Case	Test Conditions
Test Environment	Ambient Climate & Rated Voltage
Test Setup	Test Setup 2
RF Channels (TX)	L, M, H (L= low channel, M= middle channel, H= high channel)
Test Mode	NR/TM1 Remark: All bandwidth and modulation of NR have been pre tested, and only the worst results are reflected in the report.
Frequency Stability	
Test Case	Test Conditions
Test Environment	(1) -30 °C to +50 °C with step 10 °C at Rated Voltage (2) VL, VN and VH of Rated Voltage at Ambient Climate.
Test Setup	Test Setup 3
RF Channels (TX)	M (M= middle channel)
Test Mode	NR/TM1; NR/TM6 The report only show the bandwidth with the worst case.



Unless otherwise agreed in writing, this document is issued by the Company subject to its General Conditions of Service printed overleaf, available on request or accessible at <http://www.sgs.com/en/Terms-and-Conditions.aspx> and, for electronic format documents, subject to Terms and Conditions for Electronic Documents at <http://www.sgs.com/en/Terms-and-Conditions/Terms-e-Document.aspx>. Attention is drawn to the limitation of liability, indemnification and jurisdiction issues defined therein. Any holder of this document is advised that information contained hereon reflects the Company's findings at the time of its intervention only and within the limits of Client's instructions, if any. The Company's sole responsibility is to its Client and this document does not exonerate parties to a transaction from exercising all their rights and obligations under the transaction documents. This document cannot be reproduced except in full, without prior written approval of the Company. Any unauthorized alteration, forgery or falsification of the content or appearance of this document is unlawful and offenders may be prosecuted to the fullest extent of the law. Unless otherwise stated the results shown in this test report refer only to the sample(s) tested and such sample(s) are retained for 30 days only.
Attention: To check the authenticity of testing/inspection report & certificate, please contact us at telephone: (86-755) 8307 1443, or email: CN.Doccheck@sgs.com

South of No. 6 Plant, No. 1, Runsheng Road, Suzhou Industrial Park, Suzhou Area, China (Jiangsu) Pilot Free Trade Zone 215000
中国·苏州·中国(江苏)自由贸易试验区苏州片区苏州工业园区润胜路1号的6号厂房南楼 邮编: 215000

t (86-512) 62992980 www.sgs.com.cn
t (86-512) 62992980 sgs.china@sgs.com

5 Main Test Instruments

RF conducted test (for report SEWA2303000029RG02)					
Test Equipment	Manufacturer	Model No.	Inventory No.	Cal. date (yyyy/mm/dd)	Cal.Due date (yyyy/mm/dd)
Shielding Room	Brilliant-emc	N/A	SUWI-04-01-06	2021/05/08	2024/05/07
Temperature and humidity meter	MingGao	TH101B	SUWI-01-01-07	2023/02/06	2024/02/05
Signal Analyzer	ROHDE&SCHWARZ	FSV3030	SUWI-01-02-02	2022/05/17	2023/05/16
Measurement Software	Tonscend	JS1120-3 Test System V 2.6.88.0336	SUWI-02-09-09	NCR	NCR
Radio Communication Analyzer	Anritsu	MT8821C	SUWI-01-26-03	2022/11/23	2023/11/22
Wideband Radio Communication Tester	ROHDE&SCHWARZ	CMW500	SUWI-01-16-05	2023/02/06	2024/02/05
DC Power Supply	HYELEC	HY3005B	SUWI-01-18-01	2023/02/06	2024/02/05
Temperature Chamber	ESPEC	SU-242	SUWI-01-13-01	2023/02/06	2024/02/05
Wideband Radio Communication Test Sttion	Anritsu	MT8000A	SUWI-01-34-02	2022/09/16	2023/09/15
Signal Analyzer	ROHDE&SCHWARZ	FSW43	SUWI-01-02-04	2022/05/28	2023/05/27

Remark: NCR=No Calibration Requirement



Unless otherwise agreed in writing, this document is issued by the Company subject to its General Conditions of Service printed overleaf, available on request or accessible at <http://www.sgs.com/en/Terms-and-Conditions.aspx> and, for electronic format documents, subject to Terms and Conditions for Electronic Documents at <http://www.sgs.com/en/Terms-and-Conditions/Terms-e-Documents.aspx>. Attention is drawn to the limitation of liability, indemnification and jurisdiction issues defined therein. Any holder of this document is advised that information contained hereon reflects the Company's findings at the time of its intervention only and within the limits of Client's instructions, if any. The Company's sole responsibility is to its Client and this document does not exonerate parties to a transaction from exercising all their rights and obligations under the transaction documents. This document cannot be reproduced except in full, without prior written approval of the Company. Any unauthorized alteration, forgery or falsification of the content or appearance of this document is unlawful and offenders may be prosecuted to the fullest extent of the law. Unless otherwise stated the results shown in this test report refer only to the sample(s) tested and such sample(s) are retained for 30 days only.
Attention: To check the authenticity of testing/inspection report & certificate, please contact us at telephone: (86-755) 8307 1443, or email: CN.Doccheck@sgs.com

South of No. 6 Plant, No. 1, Runsheng Road, Suzhou Industrial Park, Suzhou Area, China (Jiangsu) Pilot Free Trade Zone 215000
中国·苏州·中国(江苏)自由贸易试验区苏州片区苏州工业园区润胜路1号的6号厂房南楼 邮编: 215000

t (86-512) 62992980 www.sgs.com.cn
t (86-512) 62992980 sgs.china@sgs.com

RSE Test System (for report SEWA230300029RG02)					
Test Equipment	Manufacturer	Model No.	Inventory No.	Cal. date (yyyy/mm/dd)	Cal.Due date (yyyy/mm/dd)
Semi-Anechoic Chamber	Brilliant-emc	N/A	SUWI-04-02-02	2021/11/25	2024/11/24
Temperature and humidity meter	MingGao	TH101B	SUWI-01-01-13	2023/02/07	2024/02/06
Signal Analyzer	ROHDE&SCHWARZ	FSW43	SUWI-01-02-04	2022/05/28	2023/05/27
Signal Analyzer	KEYSIGHT	N9020A	SUWI-01-02-06	2022/11/23	2023/11/22
Test receiver	ROHDE&SCHWARZ	ESR7	SUWI-01-10-01	2023/02/08	2024/02/07
Receiving antenna	SCHWRZBECK MESS-ELEKTRONIK	VULB 9163	SUWI-01-11-04	2021/12/05	2023/12/04
Receiving antenna	SCHWRZBECK MESS-ELEKTRONIK	BBHA 9120D	SUWI-01-11-05	2021/12/05	2023/12/04
Receiving antenna	SCHWRZBECK MESS-ELEKTRONIK	BBHA 9170	SUWI-01-11-03	2021/05/14	2023/05/13
Active Loop Antenna	SCHWRZBECK MESS-ELEKTRONIK	FMZB 1519B	SUWI-01-21-01	2021/06/10	2023/06/09
Amplifier	Tonscend	TAP9K3G32	SUWI-01-14-06	2022/11/23	2023/11/22
Amplifier	Tonscend	TAP01018050	SUWI-01-14-04	2022/11/23	2023/11/22
Amplifier	Tonscend	TAP30M7G30	SUWI-01-14-05	2022/11/23	2023/11/22
Wideband Radio Communication Tester	Anritsu	MT8820C	SUWI-01-16-08	2023/02/06	2024/02/05
Wideband Radio Communication Tester	Anritsu	MT8821C	SUWI-01-26-03	2022/11/23	2023/11/22
UXM 5G Wireless Test Platform	KEYSIGHT	E7515B	SUWI-01-04-01	2023/02/06	2024/02/05
Radio Communication Analyzer	StarPoint	SP9500E	SUWI-01-28-01	2022/09/16	2023/09/15
Measurement Software	Tonscend	JS32-RE V4.0.0.0	SUWI-02-09-04	NCR	NCR

Remark: NCR=No Calibration Requirement



Unless otherwise agreed in writing, this document is issued by the Company subject to its General Conditions of Service printed overleaf, available on request or accessible at <http://www.sgs.com/en/Terms-and-Conditions.aspx> and, for electronic format documents, subject to Terms and Conditions for Electronic Documents at <http://www.sgs.com/en/Terms-and-Conditions/Terms-e-Documents.aspx>. Attention is drawn to the limitation of liability, indemnification and jurisdiction issues defined therein. Any holder of this document is advised that information contained hereon reflects the Company's findings at the time of its intervention only and within the limits of Client's instructions, if any. The Company's sole responsibility is to its Client and this document does not exonerate parties to a transaction from exercising all their rights and obligations under the transaction documents. This document cannot be reproduced except in full, without prior written approval of the Company. Any unauthorized alteration, forgery or falsification of the content or appearance of this document is unlawful and offenders may be prosecuted to the fullest extent of the law. Unless otherwise stated the results shown in this test report refer only to the sample(s) tested and such sample(s) are retained for 30 days only.

Attention: To check the authenticity of testing/inspection report & certificate, please contact us at telephone: (86-755) 8307 1443, or email: CN.Doccheck@sgs.com

RF conducted test (for report SEWM2311000473RG02)					
Test Equipment	Manufacturer	Model No.	Inventory No.	Cal. date (yyyy/mm/dd)	Cal.Due date (yyyy/mm/dd)
Shielding Room	Brilliant-emc	N/A	SUWI-04-01-06	2021/05/08	2024/05/07
Temperature and humidity meter	MingGao	TH101B	SUWI-01-01-07	2023/02/06	2024/02/05
				2024/02/05	2025/02/04
Signal Analyzer	ROHDE&SCHWARZ	FSV3030	SUWI-01-02-02	2023/05/11	2024/05/10
Measurement Software	Tonscend	JS1120-3 Test System V 2.6.88.0336	SUWI-02-09-09	NCR	NCR
Measurement Software	TST	TST-271-2.0	SUWI-03-55-01	NCR	NCR
Radio Communication Analyzer	Anritsu	MT8821C	SUWI-01-26-03	2022/11/23	2023/11/22
				2023/11/21	2024/11/20
Wideband Radio Communication Tester	ROHDE&SCHWARZ	CMW500	SUWI-01-16-05	2023/02/06	2024/02/05
				2024/02/05	2025/02/04
DC Power Supply	HYELEC	HY3005B	SUWI-01-18-01	2023/02/06	2024/02/05
				2024/02/05	2025/02/04
Temperature Chamber	ESPEC	SU-242	SUWI-01-13-01	2023/02/06	2024/02/05
				2024/02/05	2025/02/04
Receiving antenna	SCHWRZBECK MESS- ELEKTRONIK	BBHA 9120D	SUWI-01-11-02	2023/05/13	2024/05/12
Wideband Radio Communication Test Sttion	Anritsu	MT8000A	SUWI-01-34-02	2023/09/12	2024/09/11
Signal Analyzer	ROHDE&SCHWARZ	FSW43	SUWI-01-02-04	2023/05/11	2024/05/10
Radio Communication Analyzer	StarPoint	SP9500E	SUWI-01-28-01	2023/09/13	2024/09/12

Remark: NCR=No Calibration Requirement



Unless otherwise agreed in writing, this document is issued by the Company subject to its General Conditions of Service printed overleaf, available on request or accessible at <http://www.sgs.com/en/Terms-and-Conditions.aspx> and, for electronic format documents, subject to Terms and Conditions for Electronic Documents at <http://www.sgs.com/en/Terms-and-Conditions/Terms-e-Documents.aspx>. Attention is drawn to the limitation of liability, indemnification and jurisdiction issues defined therein. Any holder of this document is advised that information contained hereon reflects the Company's findings at the time of its intervention only and within the limits of Client's instructions, if any. The Company's sole responsibility is to its Client and this document does not exonerate parties to a transaction from exercising all their rights and obligations under the transaction documents. This document cannot be reproduced except in full, without prior written approval of the Company. Any unauthorized alteration, forgery or falsification of the content or appearance of this document is unlawful and offenders may be prosecuted to the fullest extent of the law. Unless otherwise stated the results shown in this test report refer only to the sample(s) tested and such sample(s) are retained for 30 days only.
Attention: To check the authenticity of testing/inspection report & certificate, please contact us at telephone: (86-755) 8307 1443, or email: CN.Doccheck@sgs.com

South of No. 6 Plant, No. 1, Runsheng Road, Suzhou Industrial Park, Suzhou Area, China (Jiangsu) Pilot Free Trade Zone 215000 t (86-512) 62992980 www.sgs.com.cn
 中国·苏州·中国(江苏)自由贸易试验区苏州片区苏州工业园区润胜路1号的6号厂房南楼 邮编: 215000 t (86-512) 62992980 sgs.china@sgs.com

RSE Test System (for report SEWM2311000473RG02)					
Test Equipment	Manufacturer	Model No.	Inventory No.	Cal. date (yyyy/mm/dd)	Cal.Due date (yyyy/mm/dd)
Semi-Anechoic Chamber	Brilliant-emc	N/A	SUWI-04-02-02	2021/11/25	2024/11/24
Temperature and humidity meter*	MingGao	TH101B	SUWI-01-01-13	2023/02/07	2024/02/06
Signal Analyzer	ROHDE&SCHWARZ	FSW43	SUWI-01-02-04	2023/05/11	2024/05/10
Signal Analyzer	KEYSIGHT	N9020A	SUWI-01-02-06	2022/11/23	2023/11/22
				2023/11/21	2024/11/20
Test receiver	ROHDE&SCHWARZ	ESR7	SUWI-01-10-01	2023/02/08	2024/02/07
				2024/02/01	2025/01/31
Receiving antenna	SCHWRZBECK MESS-ELEKTRONIK	VULB 9163	SUWI-01-11-01	2023/05/13	2024/05/12
Receiving antenna	SCHWRZBECK MESS-ELEKTRONIK	BBHA 9120D	SUWI-01-11-02	2023/05/13	2024/05/12
Receiving antenna	SCHWRZBECK MESS-ELEKTRONIK	BBHA 9170	SUWI-01-11-03	2023/05/12	2024/05/11
Active Loop Antenna	SCHWRZBECK MESS-ELEKTRONIK	FMZB 1519B	SUWI-01-21-01	2023/05/13	2024/05/12
Amplifier	Tonscend	TAP9K3G32	SUWI-01-14-06	2022/11/23	2023/11/22
				2023/11/21	2024/11/20
Amplifier	Tonscend	TAP01018050	SUWI-01-14-04	2022/11/23	2023/11/22
				2023/11/21	2024/11/20
Amplifier	Tonscend	TAP30M7G30	SUWI-01-14-05	2022/11/23	2023/11/22
				2023/11/21	2024/11/20
Wideband Radio Communication Tester	Anritsu	MT8820C	SUWI-01-16-08	2023/02/06	2024/02/05
				2024/02/04	2025/02/03
Wideband Radio Communication Tester	Anritsu	MT8821C	SUWI-01-26-03	2022/11/23	2023/11/22
				2023/11/21	2024/11/20
Radio Communication Analyzer	StarPoint	SP9500E	SUWI-01-28-03	2023/05/11	2024/05/10
Measurement Software	Tonscend	JS32-RE V4.0.0.0	SUWI-02-09-04	NCR	NCR



Unless otherwise agreed in writing, this document is issued by the Company subject to its General Conditions of Service printed overleaf, available on request or accessible at <http://www.sgs.com/en/Terms-and-Conditions.aspx> and, for electronic format documents, subject to Terms and Conditions for Electronic Documents at <http://www.sgs.com/en/Terms-and-Conditions/Terms-e-Documents.aspx>. Attention is drawn to the limitation of liability, indemnification and jurisdiction issues defined therein. Any holder of this document is advised that information contained hereon reflects the Company's findings at the time of its intervention only and within the limits of Client's instructions, if any. The Company's sole responsibility is to its Client and this document does not exonerate parties to a transaction from exercising all their rights and obligations under the transaction documents. This document cannot be reproduced except in full, without prior written approval of the Company. Any unauthorized alteration, forgery or falsification of the content or appearance of this document is unlawful and offenders may be prosecuted to the fullest extent of the law. Unless otherwise stated the results shown in this test report refer only to the sample(s) tested and such sample(s) are retained for 30 days only.

Attention: To check the authenticity of testing/inspection report & certificate, please contact us at telephone: (86-755) 8307 1443, or email: CN.Doccheck@sgs.com

South of No. 6 Plant, No. 1, Runsheng Road, Suzhou Industrial Park, Suzhou Area, China (Jiangsu) Pilot Free Trade Zone 215000
 中国·苏州·中国(江苏)自由贸易试验区苏州片区苏州工业园区润胜路1号的6号厂房南楼 邮编: 215000

t (86-512) 62992980 www.sgsgroup.com.cn
 t (86-512) 62992980 sgs.china@sgs.com



Report No.: SEWM2311000473RG02

Rev.: 01

Page: 64 of 66

Remark: NCR=No Calibration Requirement

Note*: The RSE data were tested in 2023/12/05 to 2023/12/12, so this equipment is not used for testing after 2024/02/06.



Unless otherwise agreed in writing, this document is issued by the Company subject to its General Conditions of Service printed overleaf, available on request or accessible at <http://www.sgs.com/en/Terms-and-Conditions.aspx> and, for electronic format documents, subject to Terms and Conditions for Electronic Documents at <http://www.sgs.com/en/Terms-and-Conditions/Terms-e-Documents.aspx>. Attention is drawn to the limitation of liability, indemnification and jurisdiction issues defined therein. Any holder of this document is advised that information contained hereon reflects the Company's findings at the time of its intervention only and within the limits of Client's instructions, if any. The Company's sole responsibility is to its Client and this document does not exonerate parties to a transaction from exercising all their rights and obligations under the transaction documents. This document cannot be reproduced except in full, without prior written approval of the Company. Any unauthorized alteration, forgery or falsification of the content or appearance of this document is unlawful and offenders may be prosecuted to the fullest extent of the law. Unless otherwise stated the results shown in this test report refer only to the sample(s) tested and such sample(s) are retained for 30 days only.

Attention: To check the authenticity of testing /inspection report & certificate, please contact us at telephone: (86-755) 8307 1443, or email: CN.Doccheck@sgs.com

South of No. 6 Plant, No. 1, Runsheng Road, Suzhou Industrial Park, Suzhou Area, China (Jiangsu) Pilot Free Trade Zone 215000 t (86-512) 62992980 www.sgs.com.cn
中国·苏州·中国(江苏)自由贸易试验区苏州片区苏州工业园区润胜路1号的6号厂房南楼 邮编: 215000 t (86-512) 62992980 sgs.china@sgs.com

Member of the SGS Group (SGS SA)

6 Measurement Uncertainty

For a 95% confidence level ($k = 2$), the measurement expanded uncertainties for defined systems, in accordance with the recommendations of ISO 17025 as following:

No.	Item	Measurement Uncertainty
1	Total RF power, conducted	$\pm 0.54\text{dB}$
2	RF power density, conducted	$\pm 1.03\text{dB}$
3	Spurious emissions, conducted	$\pm 0.54\text{dB}$
4	Radio Frequency	$\pm 1.0 \%$
5	Duty Cycle	$\pm 0.37\%$
6	Occupied Bandwidth	$\pm 1.0 \%$
7	Radiated Emission	$\pm 3.13\text{dB}$ (9k -30MHz)
		$\pm 4.88\text{dB}$ (30M -1GHz)
		$\pm 4.75\text{dB}$ (1GHz to 18GHz)
		$\pm 4.77\text{dB}$ (Above 18GHz)

Remark:

The U_{lab} (lab Uncertainty) is less than $U_{\text{CISPR/ETSI}}$ (CISPR/ETSI Uncertainty), so the test results
 – compliance is deemed to occur if no measured disturbance level exceeds the disturbance limit;
 – non-compliance is deemed to occur if any measured disturbance level exceeds the disturbance limit.



Unless otherwise agreed in writing, this document is issued by the Company subject to its General Conditions of Service printed overleaf, available on request or accessible at <http://www.sgs.com/en/Terms-and-Conditions.aspx> and, for electronic format documents, subject to Terms and Conditions for Electronic Documents at <http://www.sgs.com/en/Terms-and-Conditions/Terms-e-Documents.aspx>. Attention is drawn to the limitation of liability, indemnification and jurisdiction issues defined therein. Any holder of this document is advised that information contained hereon reflects the Company's findings at the time of its intervention only and within the limits of Client's instructions, if any. The Company's sole responsibility is to its Client and this document does not exonerate parties to a transaction from exercising all their rights and obligations under the transaction documents. This document cannot be reproduced except in full, without prior written approval of the Company. Any unauthorized alteration, forgery or falsification of the content or appearance of this document is unlawful and offenders may be prosecuted to the fullest extent of the law. Unless otherwise stated the results shown in this test report refer only to the sample(s) tested and such sample(s) are retained for 30 days only.
Attention: To check the authenticity of testing /inspection report & certificate, please contact us at telephone: (86-755) 8307 1443, or email: CN.Doccheck@sgs.com

South of No. 6 Plant, No. 1, Runsheng Road, Suzhou Industrial Park, Suzhou Area, China (Jiangsu) Pilot Free Trade Zone 215000 t (86-512) 62992980 www.sgs.com.cn
 中国·苏州·中国(江苏)自由贸易试验区苏州片区苏州工业园区润胜路1号的6号厂房南楼 邮编: 215000 t (86-512) 62992980 sgs.china@sgs.com

7 Appendixes

Appendix A.2	WWAN Setup Photos
Appendix B.26	NR Band n2
Appendix B.27	NR Band n5
Appendix B.28	NR Band n7
Appendix B.29	NR Band n12
Appendix B.30	NR Band n13
Appendix B.31	NR Band n14
Appendix B.32	NR Band n25
Appendix B.33	NR Band n26(814-824)
Appendix B.34	NR Band n26(824-849)
Appendix B.35	NR Band n30
Appendix B.36	NR Band n38
Appendix B.37	NR Band n41
Appendix B.38	NR Band n66
Appendix B.39	NR Band n70
Appendix B.40	NR Band n71
Appendix B.41	NR Band n77(3450-3550)
Appendix B.42	NR Band n77(3700-3980)
Appendix B.43	NR Band n78(3450-3550)
Appendix B.44	NR Band n78(3700-3800)
Appendix B.48	NR CA_n5B
Appendix B.49	NR CA_n7B
Appendix B.50	NR CA_n41C

---End of Report---



Unless otherwise agreed in writing, this document is issued by the Company subject to its General Conditions of Service printed overleaf, available on request or accessible at <http://www.sgs.com/en/Terms-and-Conditions.aspx> and, for electronic format documents, subject to Terms and Conditions for Electronic Documents at <http://www.sgs.com/en/Terms-and-Conditions/Terms-e-Documents.aspx>. Attention is drawn to the limitation of liability, indemnification and jurisdiction issues defined therein. Any holder of this document is advised that information contained hereon reflects the Company's findings at the time of its intervention only and within the limits of Client's instructions, if any. The Company's sole responsibility is to its Client and this document does not exonerate parties to a transaction from exercising all their rights and obligations under the transaction documents. This document cannot be reproduced except in full, without prior written approval of the Company. Any unauthorized alteration, forgery or falsification of the content or appearance of this document is unlawful and offenders may be prosecuted to the fullest extent of the law. Unless otherwise stated the results shown in this test report refer only to the sample(s) tested and such sample(s) are retained for 30 days only.

Attention: To check the authenticity of testing /inspection report & certificate, please contact us at telephone: (86-755) 8307 1443, or email: CN.Doccheck@sgs.com

South of No. 6 Plant, No. 1, Runsheng Road, Suzhou Industrial Park, Suzhou Area, China (Jiangsu) Pilot Free Trade Zone 215000
 中国·苏州·中国(江苏)自由贸易试验区苏州片区苏州工业园区润胜路1号的6号厂房南楼 邮编: 215000

t (86-512) 62992980 www.sgs.com.cn
 t (86-512) 62992980 sgs.china@sgs.com

Member of the SGS Group (SGS SA)