

N71-20M-PAPR-L-DFT-s-OFDM-256QAM-Outer_Full



N71-20M-PAPR-L-CP-OFDM-QPSK-Outer_Full



N71-20M-PAPR-L-CP-OFDM-16QAM-Outer_Full

Spectrum Analyzer 1
Power Stat CCDF

KEYSIGHT Input RF
R.L. Coupling: DC
Align: Off

Input Z: 50 Ω
Corr: CCorr
Freq Ref: Int (S)

Atten: 40 dB
Preamp: Off

Trig: RF Burst
#IF Gain: Low

Center Freq: 673.000000 MHz
Counts: 10.0 M/10.0 Mpt
Radio Std: None

Center Frequency: 673.000000 MHz
CF Step: 5.000000 MHz
Auto
Man
Freq Offset: 0 Hz

1 Metrics

Average Power
22.14 dBm
37.03 % at 0 dB

10.0 %	3.70 dB
1.0 %	6.48 dB
0.1 %	7.32 dB
0.01 %	7.74 dB
0.001 %	7.97 dB
0.0001 %	8.02 dB

Peak
8.04 dB
30.18 dBm

2 Graph
Gaussian

0.0001 %
0.00 dB
20.00 dB
Info BW 20.000 MHz

May 22, 2024
10:40:55 AM

Local

N71-20M-PAPR-L-CP-OFDM-64QAM-Outer_Full

Spectrum Analyzer 1
Power Stat CCDF

KEYSIGHT Input RF
R.L. Coupling: DC
Align: Off

Input Z: 50 Ω
Corr: CCorr
Freq Ref: Int (S)

Atten: 40 dB
Preamp: Off

Trig: RF Burst
#IF Gain: Low

Center Freq: 673.000000 MHz
Counts: 10.0 M/10.0 Mpt
Radio Std: None

Center Frequency: 673.000000 MHz
CF Step: 5.000000 MHz
Auto
Man
Freq Offset: 0 Hz

1 Metrics

Average Power
21.74 dBm
36.79 % at 0 dB

10.0 %	3.70 dB
1.0 %	6.65 dB
0.1 %	7.64 dB
0.01 %	8.06 dB
0.001 %	8.37 dB
0.0001 %	8.62 dB

Peak
8.65 dB
30.39 dBm

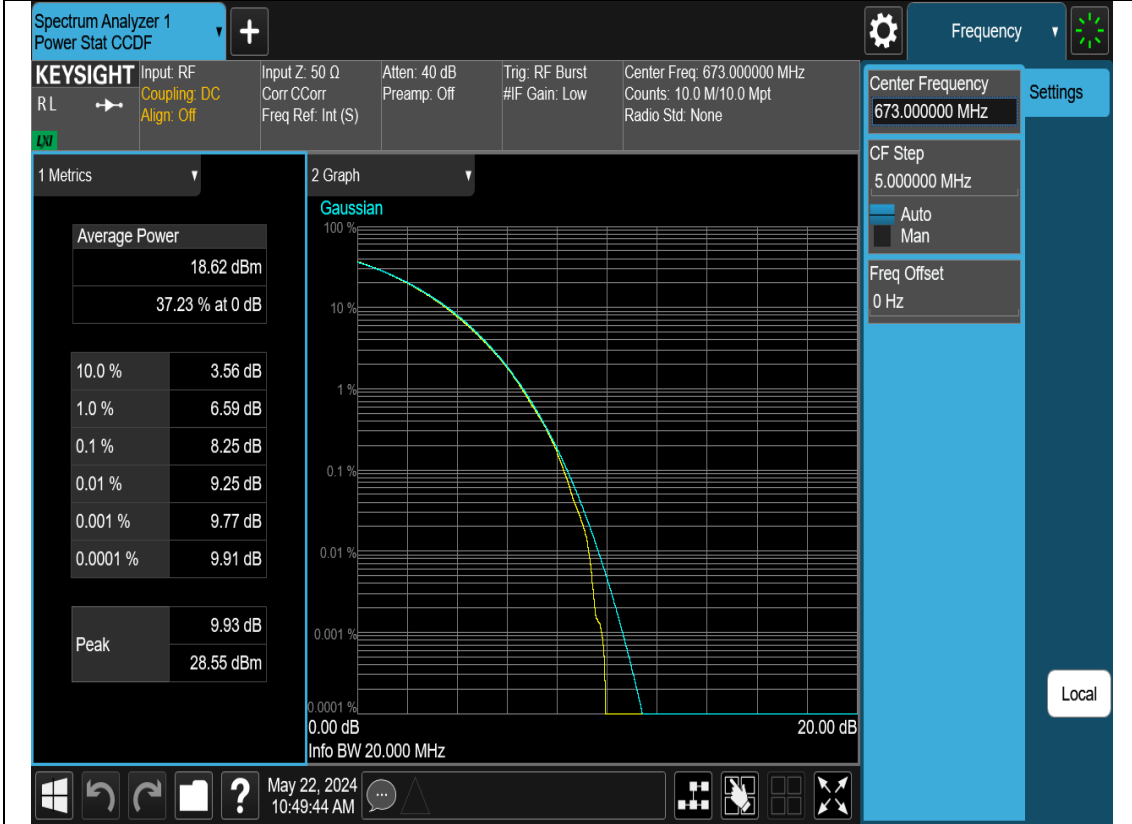
2 Graph
Gaussian

0.0001 %
0.00 dB
20.00 dB
Info BW 20.000 MHz

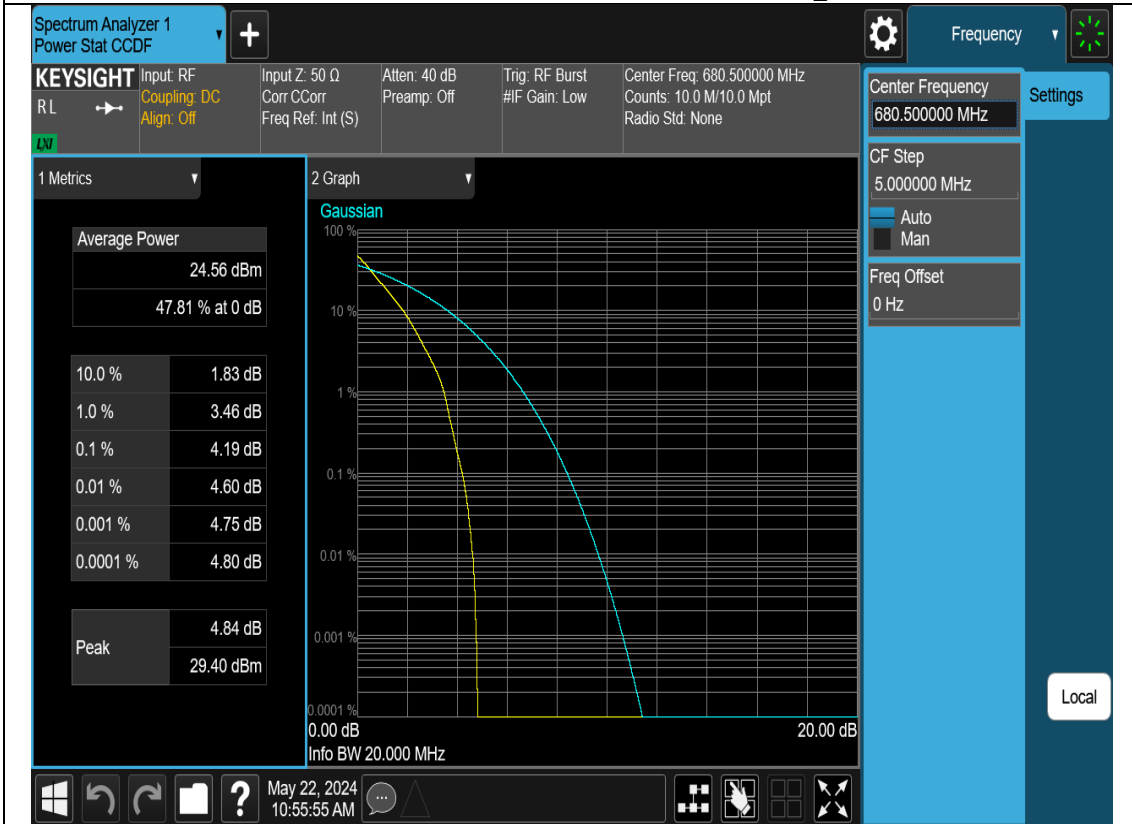
May 22, 2024
10:47:11 AM

Local

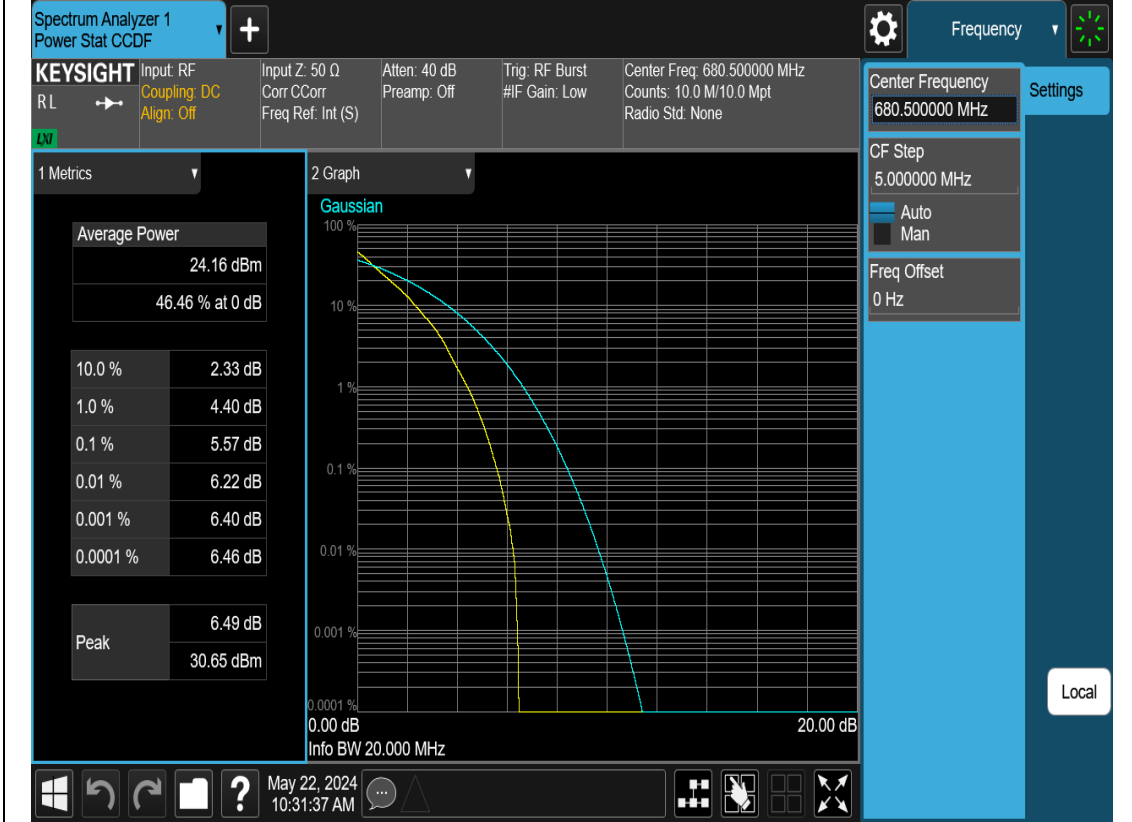
N71-20M-PAPR-L-CP-OFDM-256QAM-Outer_Full



N71-20M-PAPR-M-DFT-s-OFDM-Pi2 BPSK-Outer_Full



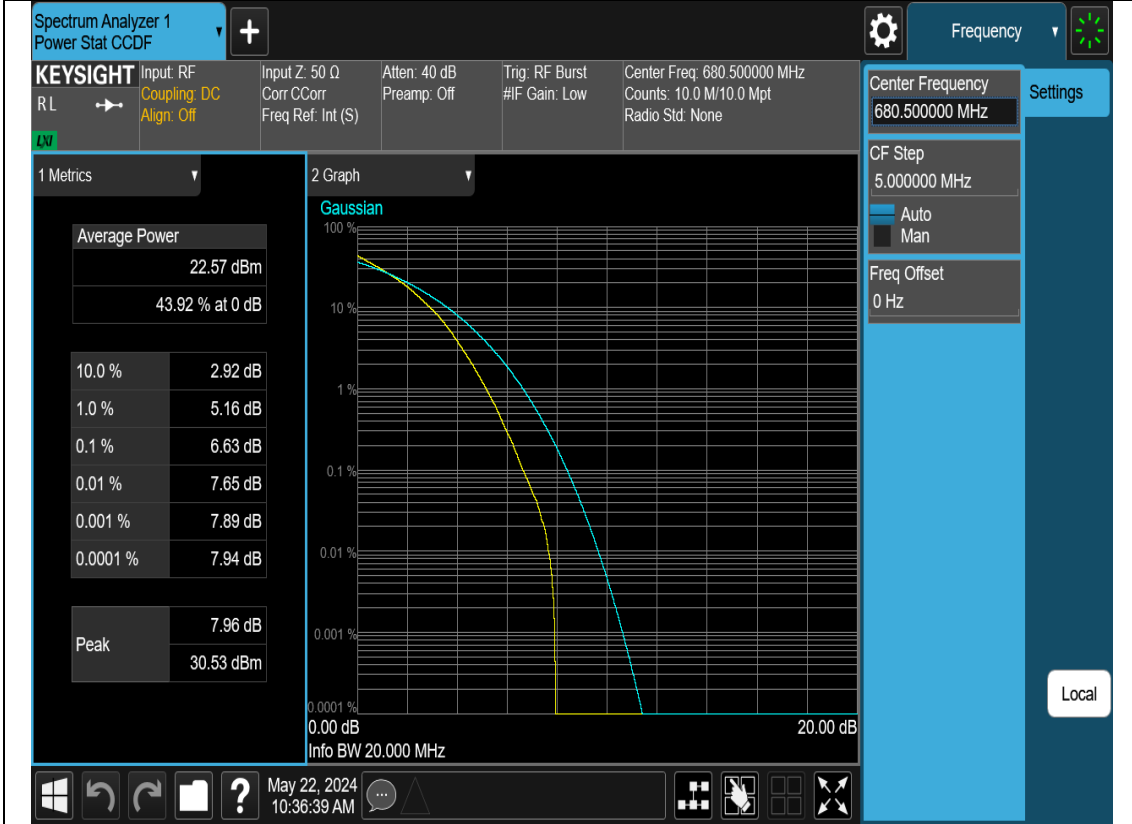
N71-20M-PAPR-M-DFT-s-OFDM-QPSK-Outer_Full



N71-20M-PAPR-M-DFT-s-OFDM-16QAM-Outer_Full



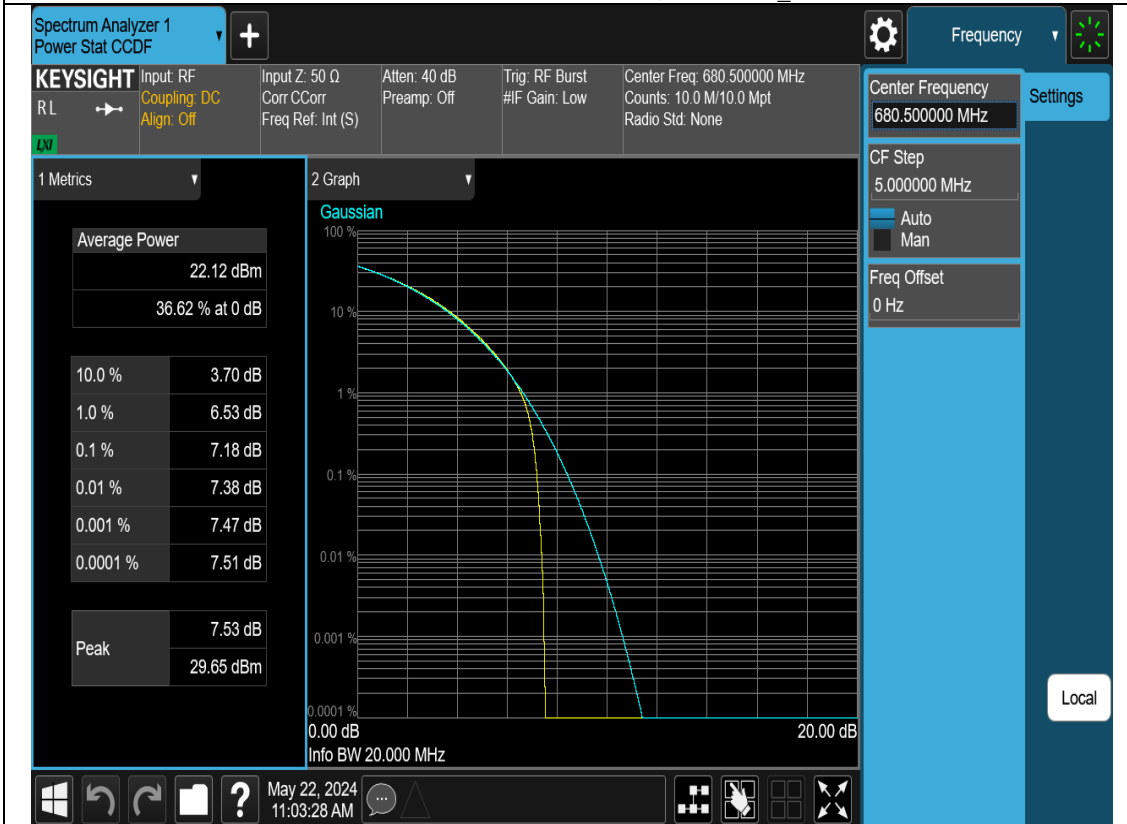
N71-20M-PAPR-M-DFT-s-OFDM-64QAM-Outer_Full



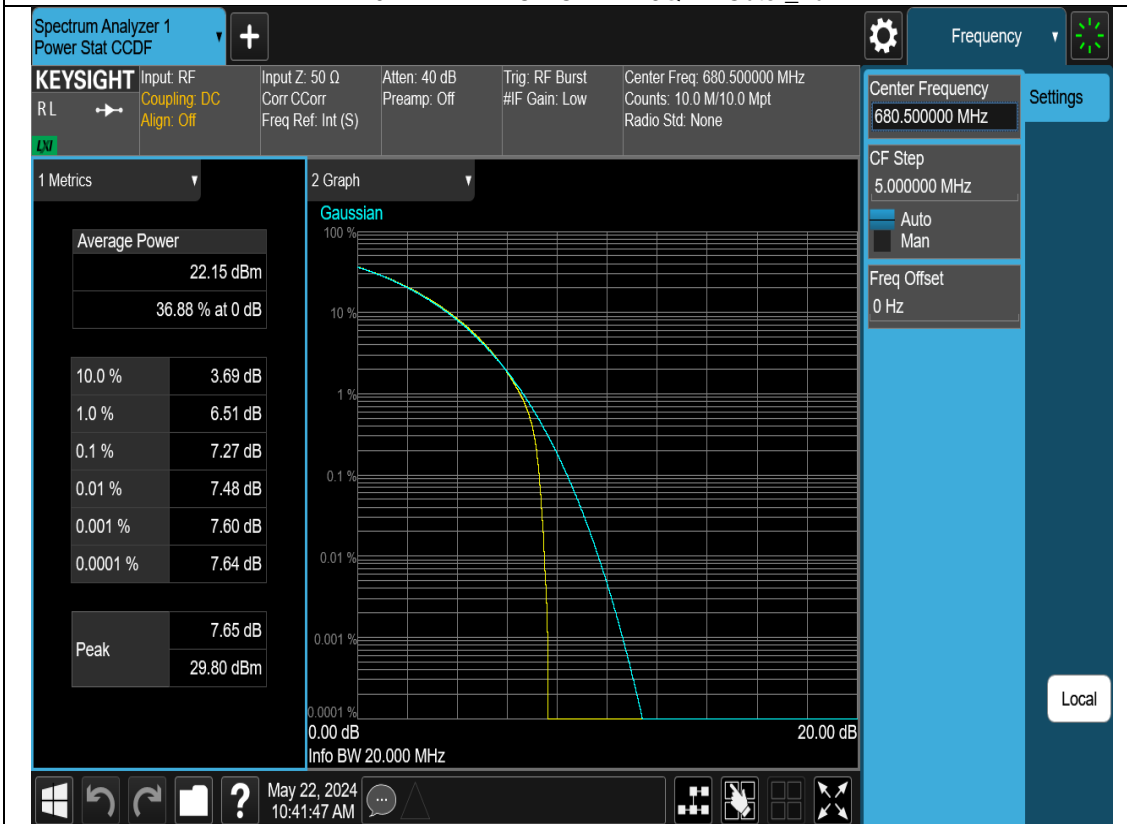
N71-20M-PAPR-M-DFT-s-OFDM-256QAM-Outer_Full



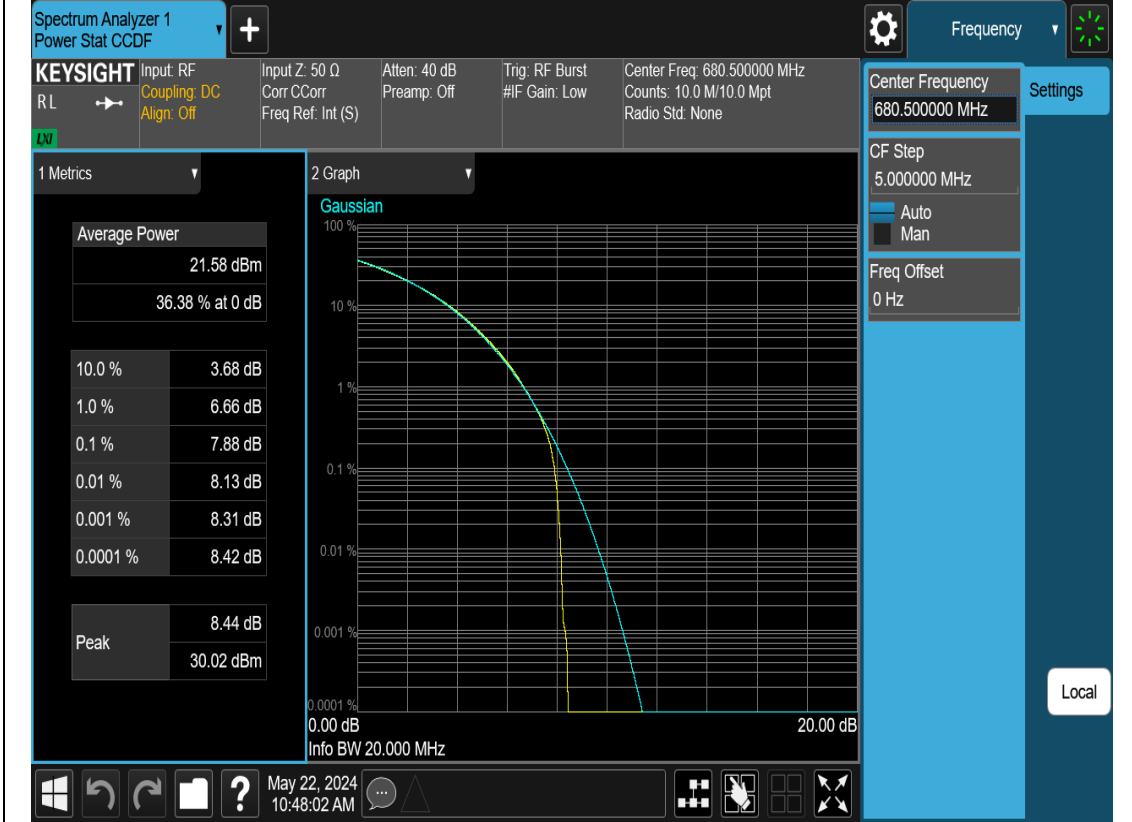
N71-20M-PAPR-M-CP-OFDM-QPSK-Outer_Full



N71-20M-PAPR-M-CP-OFDM-16QAM-Outer_Full



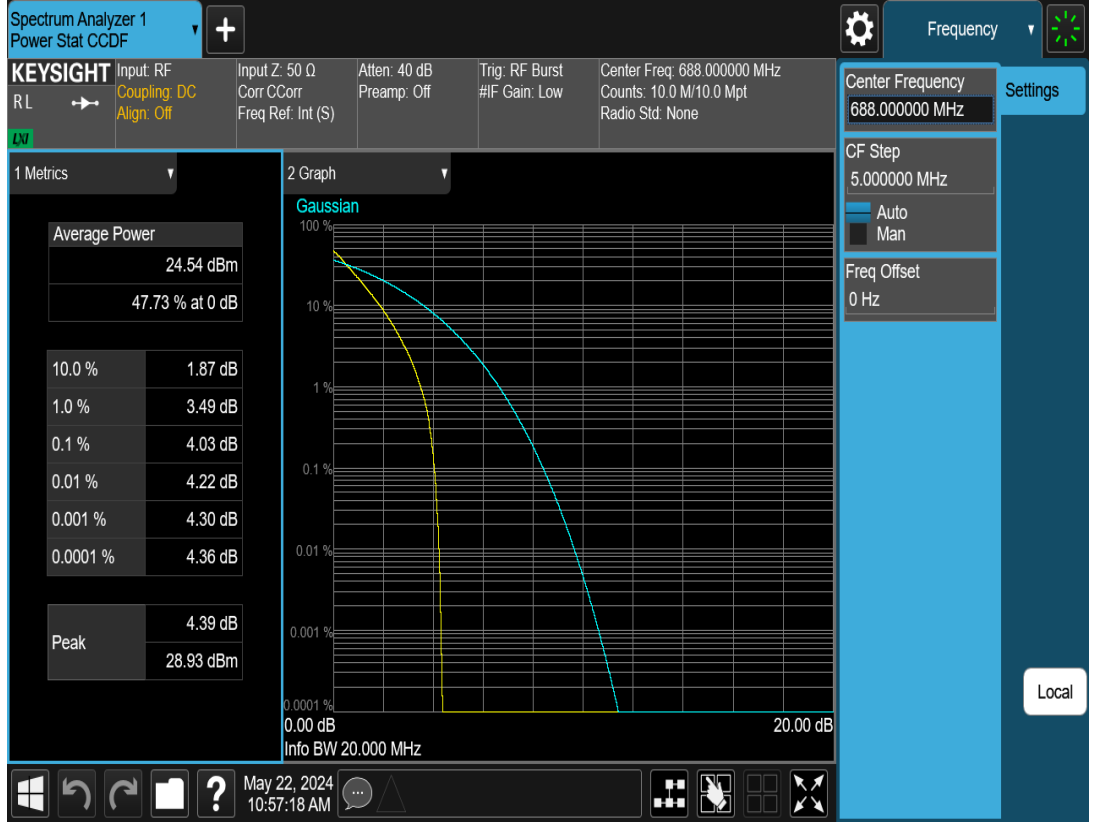
N71-20M-PAPR-M-CP-OFDM-64QAM-Outer_Full



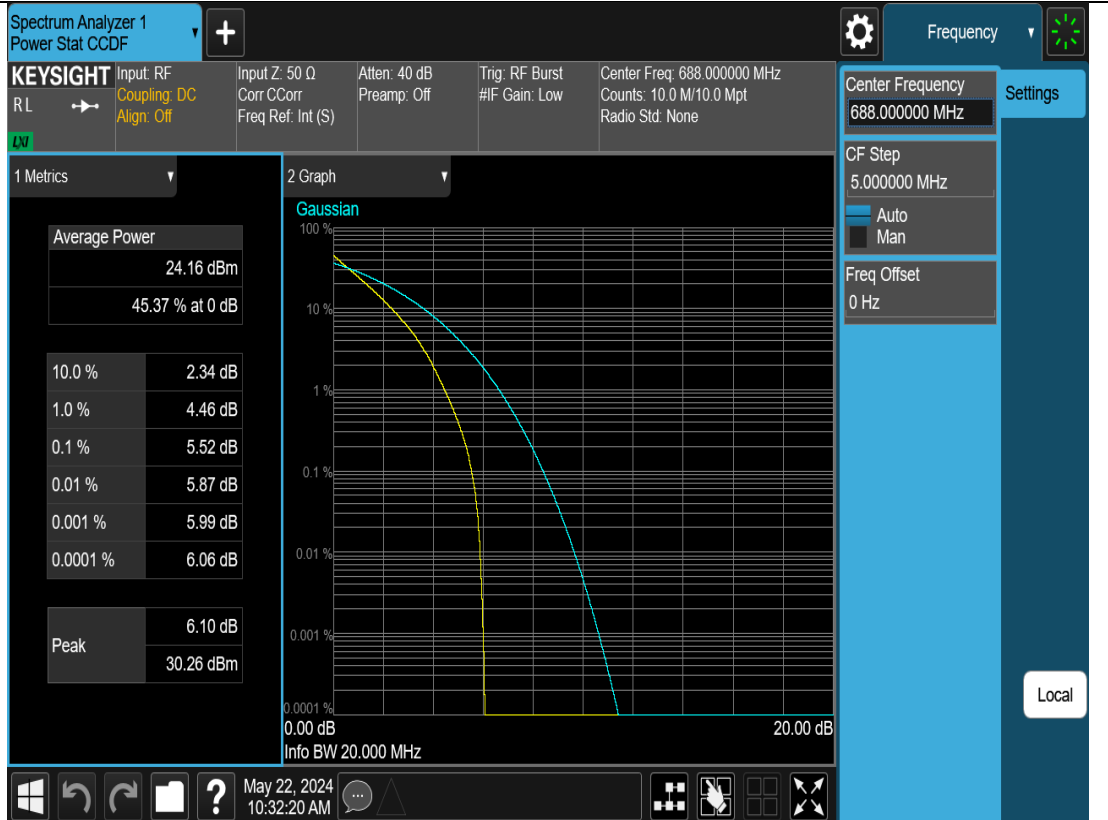
N71-20M-PAPR-M-CP-OFDM-256QAM-Outer_Full



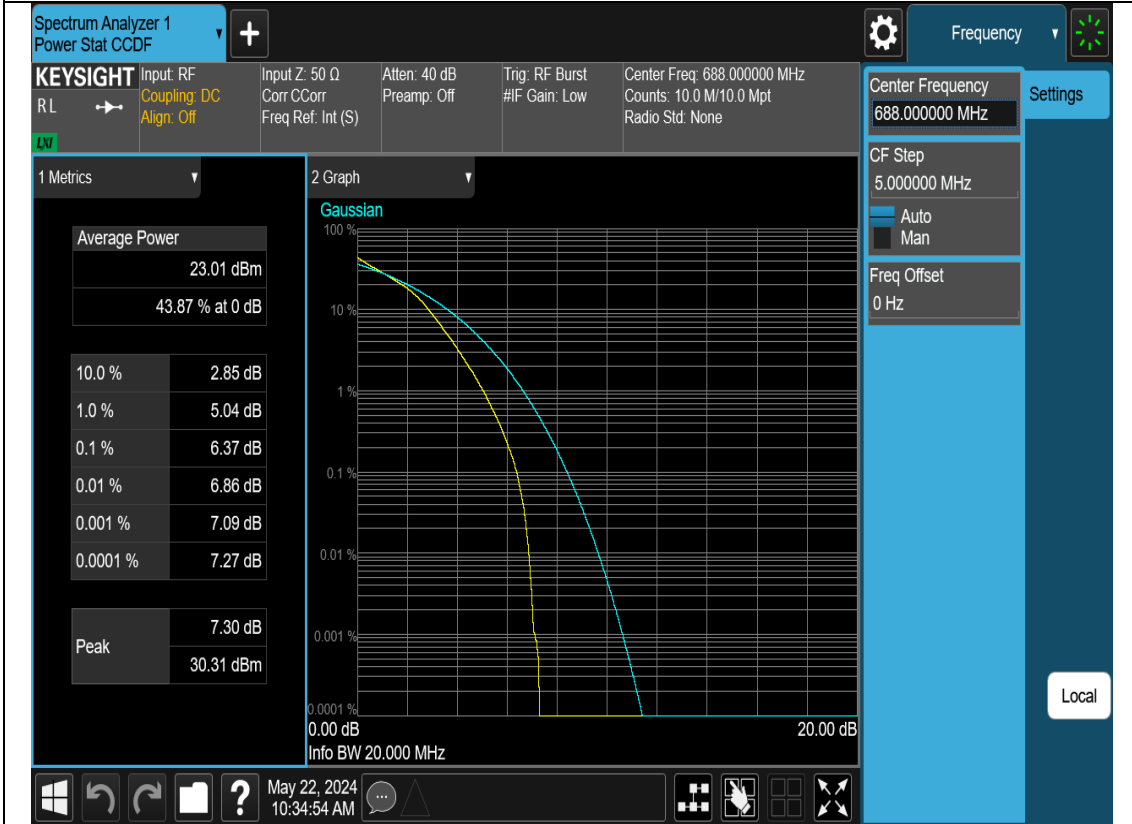
N71-20M-PAPR-H-DFT-s-OFDM-Pi2 BPSK-Outer_Full



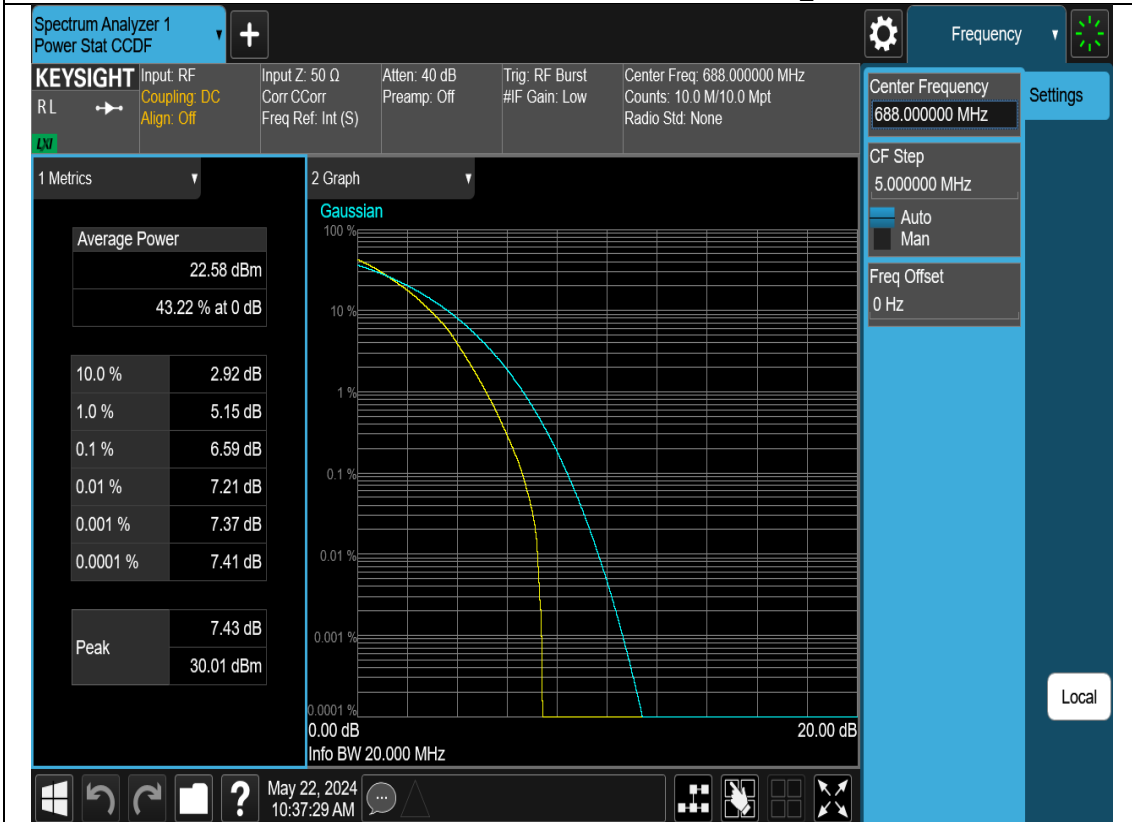
N71-20M-PAPR-H-DFT-s-OFDM-QPSK-Outer_Full



N71-20M-PAPR-H-DFT-s-OFDM-16QAM-Outer_Full



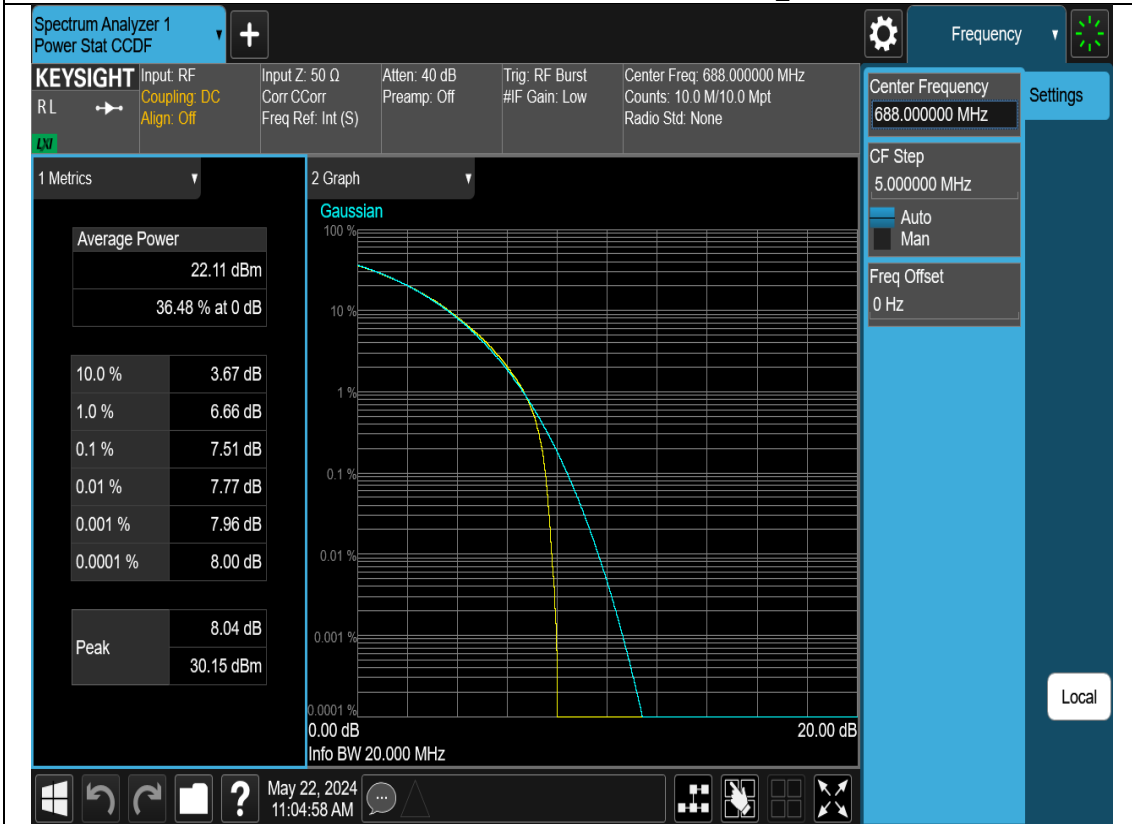
N71-20M-PAPR-H-DFT-s-OFDM-64QAM-Outer_Full



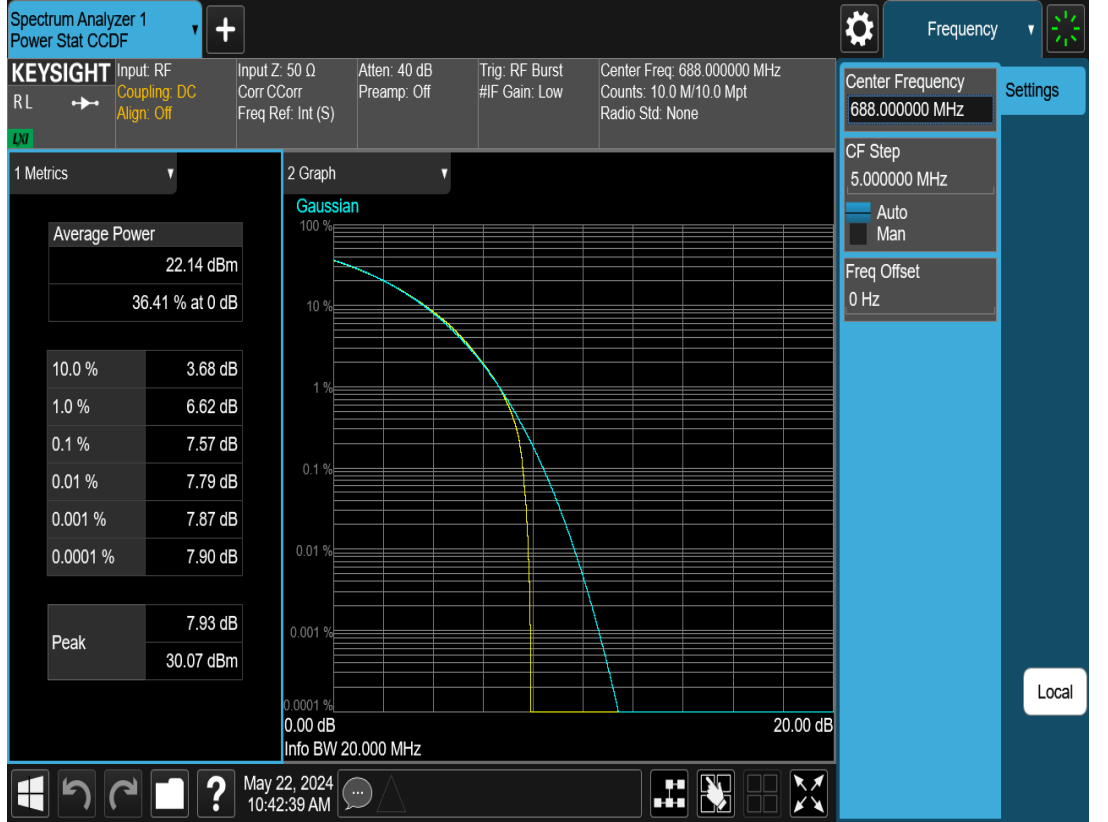
N71-20M-PAPR-H-DFT-s-OFDM-256QAM-Outer_Full



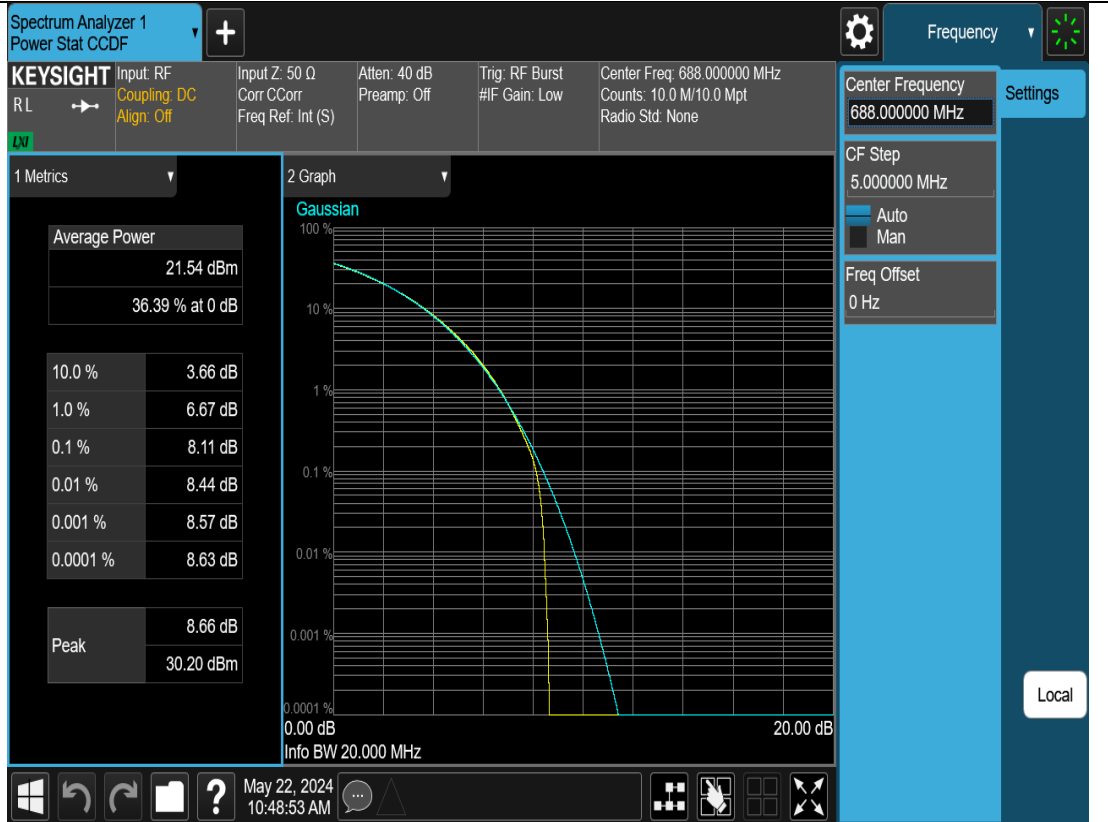
N71-20M-PAPR-H-CP-OFDM-QPSK-Outer_Full



N71-20M-PAPR-H-CP-OFDM-16QAM-Outer_Full



N71-20M-PAPR-H-CP-OFDM-64QAM-Outer_Full



N71-20M-PAPR-H-CP-OFDM-256QAM-Outer_Full

Spectrum Analyzer 1
Power Stat CCDF

KEYSIGHT Input RF
RL Coupling: DC
Align: Off

Input Z: 50 Ω
Corr: CCorr
Freq Ref: Int (S)

Atten: 40 dB
Preamp: Off

Trig: RF Burst
#F Gain: Low

Center Freq: 688.000000 MHz
Counts: 10.0 M/10.0 Mpt
Radio Std: None

Center Frequency
688.000000 MHz

CF Step
5.000000 MHz

Auto
Man

Freq Offset
0 Hz

Settings

1 Metrics

Average Power

18.70 dBm

36.96 % at 0 dB

10.0 %	3.57 dB
1.0 %	6.66 dB
0.1 %	8.21 dB
0.01 %	9.17 dB
0.001 %	9.71 dB
0.0001 %	9.78 dB

Peak

9.80 dB

28.50 dBm

2 Graph

Gaussian

0.0001 %
0.001 %
0.01 %
0.1 %
1 %
10 %
100 %

0.00 dB
20.00 dB

Info BW 20.000 MHz

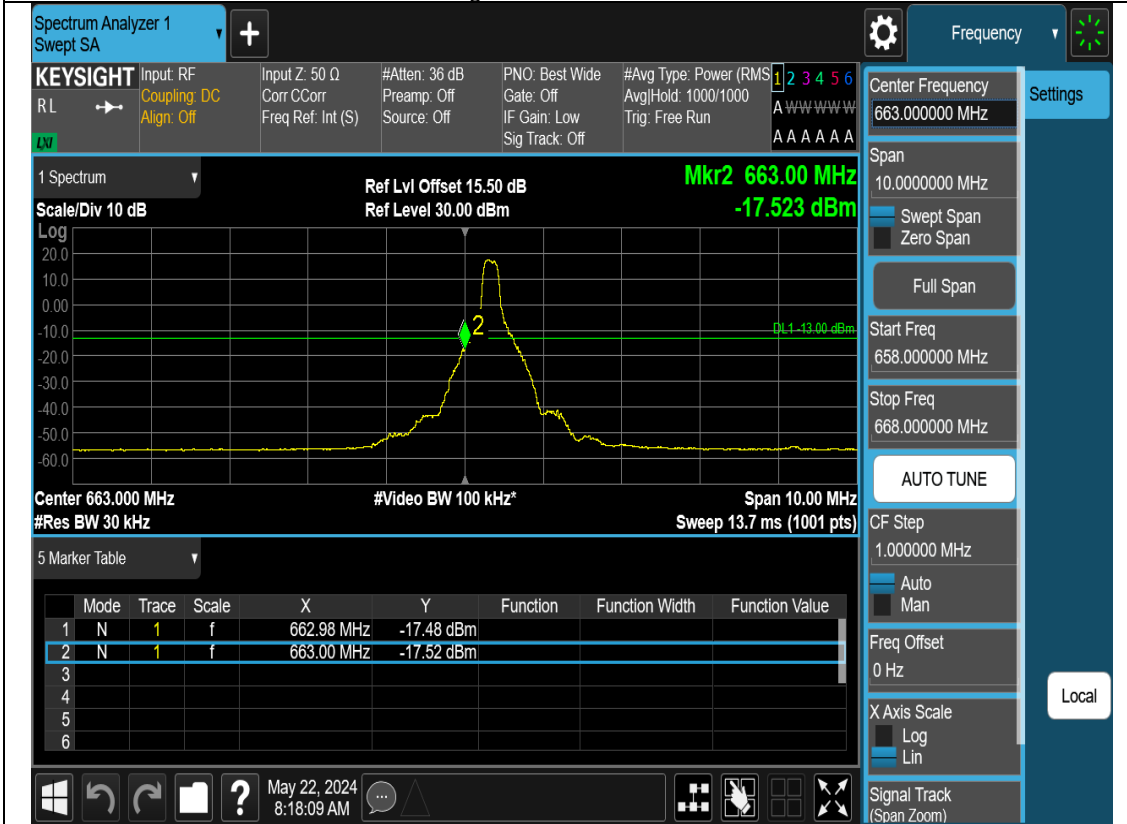
Local

May 22, 2024
10:51:27 AM

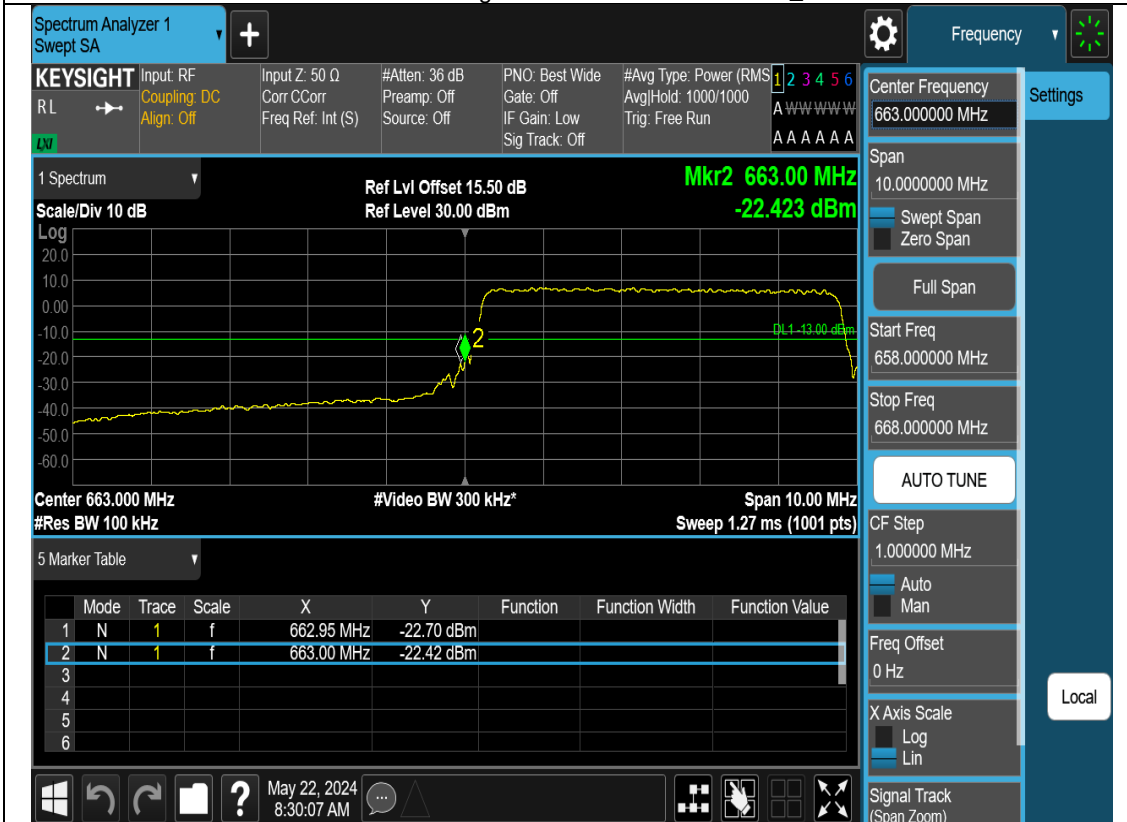
Bandedge test graph



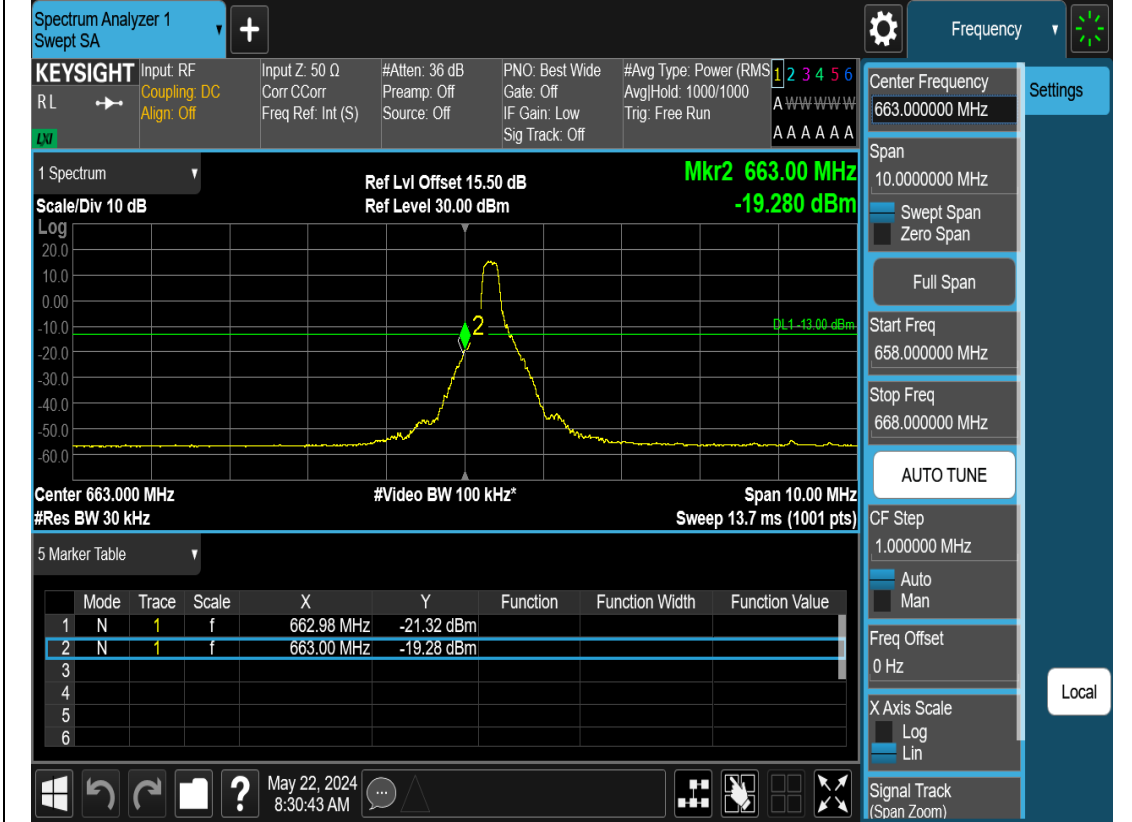
N71-5M-Bandedge-L-DFT-s-OFDM-Pi2 BPSK-1RB0



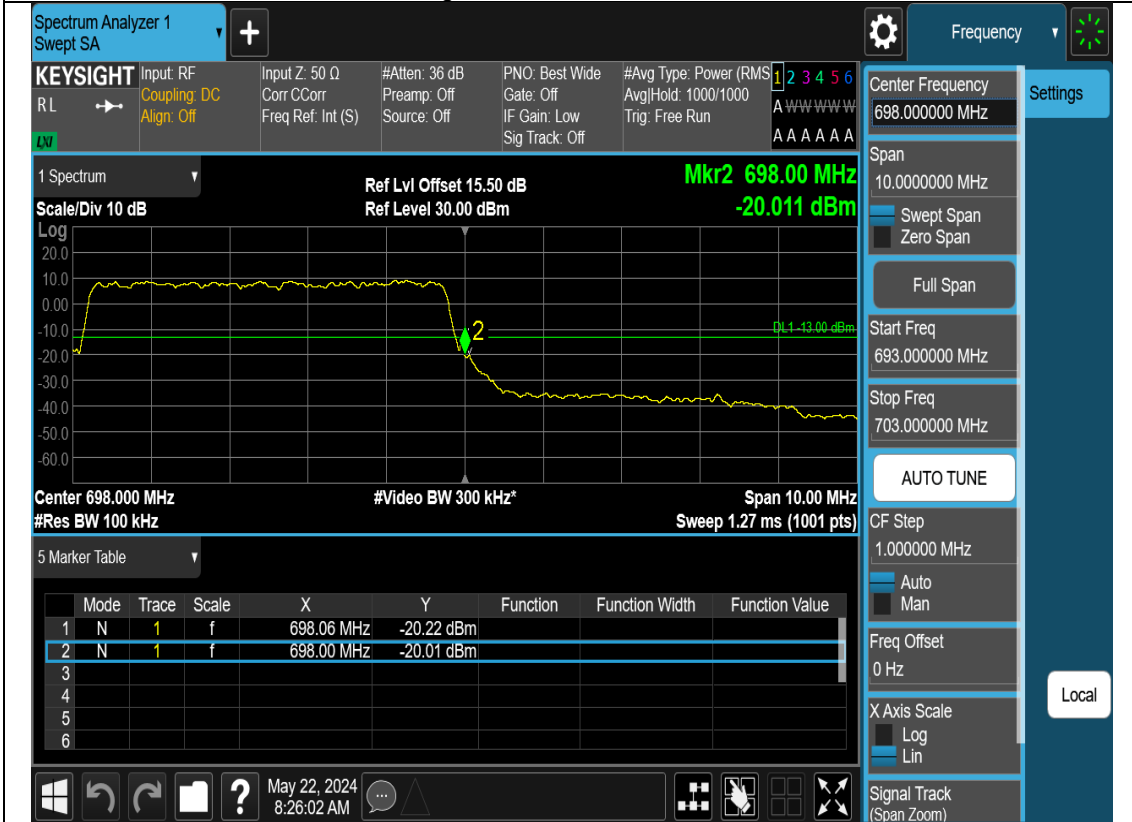
N71-5M-Bandedge-L-CP-OFDM-QPSK-Outer_Full



N71-5M-Bandedge-L-CP-OFDM-QPSK-1RB0



N71-5M-Bandedge-H-DFT-s-OFDM-Pi2 BPSK-Outer_Full



N71-5M-Bandedge-H-DFT-s-OFDM-Pi2 BPSK-1RB_MAX

Spectrum Analyzer 1 Swept SA

KEYSIGHT Input RF Coupling: DC Align: Off

Input Z: 50 Ω Corr: C Corr Freq Ref: Int (S) #Atten: 36 dB Preamp: Off Source: Off PNO: Best Wide Gate: Off IF Gain: Low Sig Track: Off #Avg Type: Power (RMS) 1 2 3 4 5 6 Avg/Hold: 1000/1000 Trig: Free Run A A A A A A A A A A A A A A

Center Frequency 698.000000 MHz

Span 10.000000 MHz

Scale/Div 10 dB Ref Lvl Offset 15.50 dB Ref Level 30.00 dBm

Mkr2 698.00 MHz -18.551 dBm

Center 698.000 MHz #Res BW 30 kHz #Video BW 100 kHz* Span 10.00 MHz Sweep 13.7 ms (1001 pts)

Mode	Trace	Scale	X	Y	Function	Function Width	Function Value
1	N	1	f	698.02 MHz	-20.03 dBm		
2	N	1	f	698.00 MHz	-18.55 dBm		
3							
4							
5							
6							

May 22, 2024 8:26:46 AM

N71-5M-Bandedge-H-CP-OFDM-QPSK-Outer_Full

Spectrum Analyzer 1 Swept SA

KEYSIGHT Input RF Coupling: DC Align: Off

Input Z: 50 Ω Corr: C Corr Freq Ref: Int (S) #Atten: 36 dB Preamp: Off Source: Off PNO: Best Wide Gate: Off IF Gain: Low Sig Track: Off #Avg Type: Power (RMS) 1 2 3 4 5 6 Avg/Hold: 1000/1000 Trig: Free Run A A A A A A A A A A A A A A

Center Frequency 698.000000 MHz

Span 10.000000 MHz

Scale/Div 10 dB Ref Lvl Offset 15.50 dB Ref Level 30.00 dBm

Mkr2 698.00 MHz -22.379 dBm

Center 698.000 MHz #Res BW 100 kHz #Video BW 300 kHz* Span 10.00 MHz Sweep 1.27 ms (1001 pts)

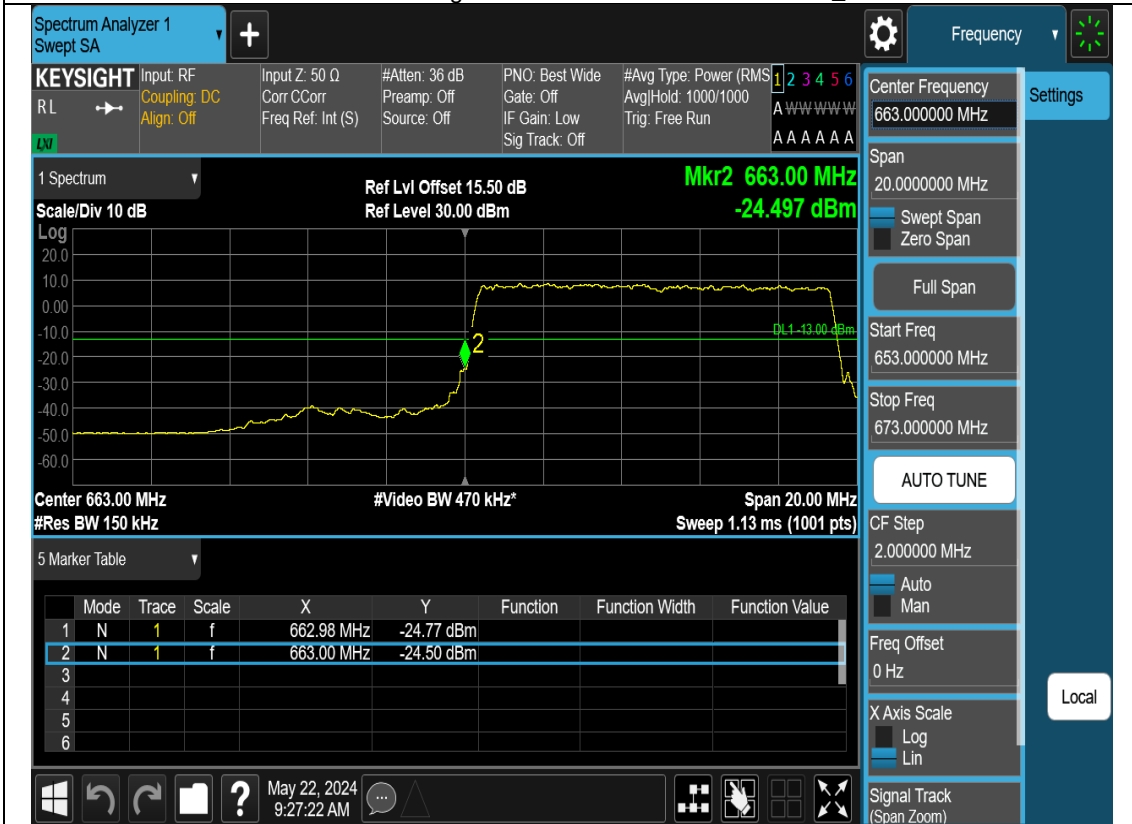
Mode	Trace	Scale	X	Y	Function	Function Width	Function Value
1	N	1	f	698.02 MHz	-22.24 dBm		
2	N	1	f	698.00 MHz	-22.38 dBm		
3							
4							
5							
6							

May 22, 2024 8:38:42 AM

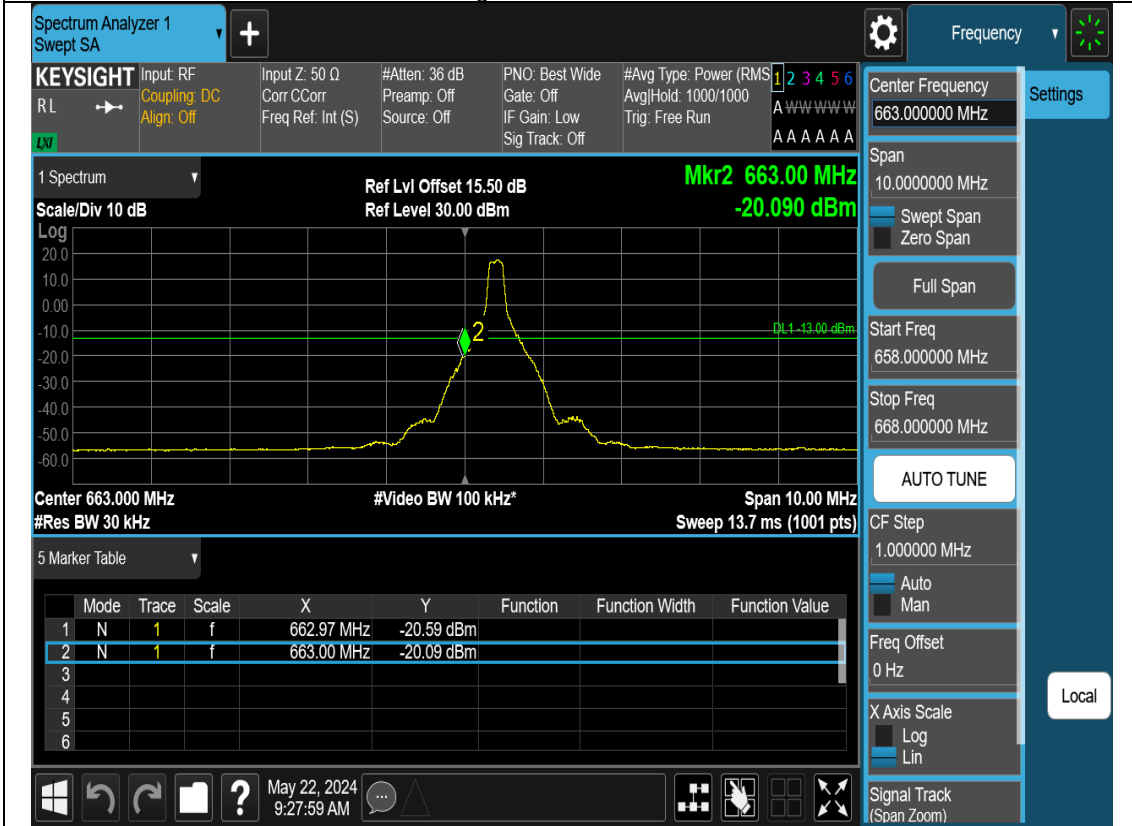
N71-5M-Bandedge-H-CP-OFDM-QPSK-1RB_MAX



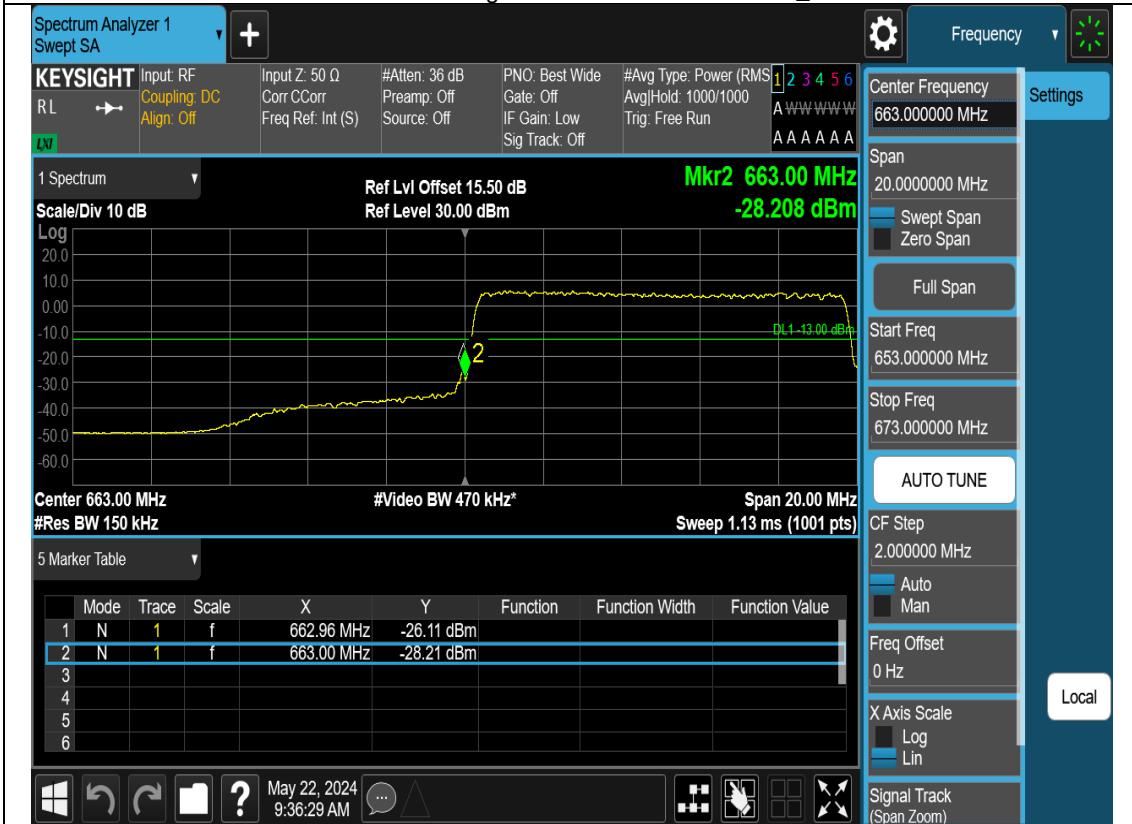
N71-10M-Bandedge-L-DFT-s-OFDM-Pi2 BPSK-Outer_Full



N71-10M-Bandedge-L-DFT-s-OFDM-Pi2 BPSK-1RB0



N71-10M-Bandedge-L-CP-OFDM-QPSK-Outer_Full



N71-10M-Bandedge-L-CP-OFDM-QPSK-1RB0

Spectrum Analyzer 1 Swept SA

KEYSIGHT Input RF Coupling: DC Align: Off

Input Z: 50 Ω #Atten: 36 dB PNO: Best Wide #Avg Type: Power (RMS) 1 2 3 4 5 6
 Corr: C Corr Preamp: Off Gate: Off Avg/Hold: 1000/1000
 Freq Ref: Int (S) Source: Off IF Gain: Low Trig: Free Run A A A A A A

Center Frequency 663.000000 MHz

Span 10.000000 MHz

Scale/Div 10 dB Ref Lvl Offset 15.50 dB Mkr2 663.00 MHz -22.780 dBm
 Ref Level 30.00 dBm

Center 663.000 MHz #Video BW 100 kHz* Span 10.00 MHz
 #Res BW 30 kHz Sweep 13.7 ms (1001 pts)

Mode	Trace	Scale	X	Y	Function	Function Width	Function Value
1	N	1	f	662.94 MHz	-24.69 dBm		
2	N	1	f	663.00 MHz	-22.78 dBm		
3							
4							
5							
6							

May 22, 2024 9:37:05 AM

N71-10M-Bandedge-H-DFT-s-OFDM-Pi2 BPSK-Outer_Full

Spectrum Analyzer 1 Swept SA

KEYSIGHT Input RF Coupling: DC Align: Off

Input Z: 50 Ω #Atten: 36 dB PNO: Best Wide #Avg Type: Power (RMS) 1 2 3 4 5 6
 Corr: C Corr Preamp: Off Gate: Off Avg/Hold: 1000/1000
 Freq Ref: Int (S) Source: Off IF Gain: Low Trig: Free Run A A A A A A

Center Frequency 698.000000 MHz

Span 20.000000 MHz

Scale/Div 10 dB Ref Lvl Offset 15.50 dB Mkr2 698.00 MHz -36.389 dBm
 Ref Level 30.00 dBm

Center 698.00 MHz #Video BW 470 kHz* Span 20.00 MHz
 #Res BW 150 kHz Sweep 1.13 ms (1001 pts)

Mode	Trace	Scale	X	Y	Function	Function Width	Function Value
1	N	1	f	698.08 MHz	-36.36 dBm		
2	N	1	f	698.00 MHz	-36.39 dBm		
3							
4							
5							
6							

May 22, 2024 9:30:56 AM

N71-10M-Bandedge-H-DFT-s-OFDM-Pi2 BPSK-1RB_MAX

Spectrum Analyzer 1 Swept SA

KEYSIGHT Input RF Coupling: DC Align: Off

Input Z: 50 Ω #Atten: 36 dB PNO: Best Wide Gate: Off #Avg Type: Power (RMS) 1 2 3 4 5 6

Corr: C Corr Freq Ref: Int (S) Preamp: Off Source: Off IF Gain: Low Trig: Free Run Avg/Hold: 1000/1000 A A A A A A

Center Frequency 698.000000 MHz

Span 10.000000 MHz

Scale/Div 10 dB Ref Lvl Offset 15.50 dB Ref Level 30.00 dBm

Mkr2 698.00 MHz -22.096 dBm

Center 698.000 MHz #Res BW 30 kHz #Video BW 100 kHz* Span 10.00 MHz Sweep 13.7 ms (1001 pts)

Mode	Trace	Scale	X	Y	Function	Function Width	Function Value
1	N	1	f	698.02 MHz	-21.43 dBm		
2	N	1	f	698.00 MHz	-22.10 dBm		
3							
4							
5							
6							

May 22, 2024 9:33:43 AM

N71-10M-Bandedge-H-CP-OFDM-QPSK-Outer_Full

Spectrum Analyzer 1 Swept SA

KEYSIGHT Input RF Coupling: DC Align: Off

Input Z: 50 Ω #Atten: 36 dB PNO: Best Wide Gate: Off #Avg Type: Power (RMS) 1 2 3 4 5 6

Corr: C Corr Freq Ref: Int (S) Preamp: Off Source: Off IF Gain: Low Trig: Free Run Avg/Hold: 1000/1000 A A A A A A

Center Frequency 698.000000 MHz

Span 20.000000 MHz

Scale/Div 10 dB Ref Lvl Offset 15.50 dB Ref Level 30.00 dBm

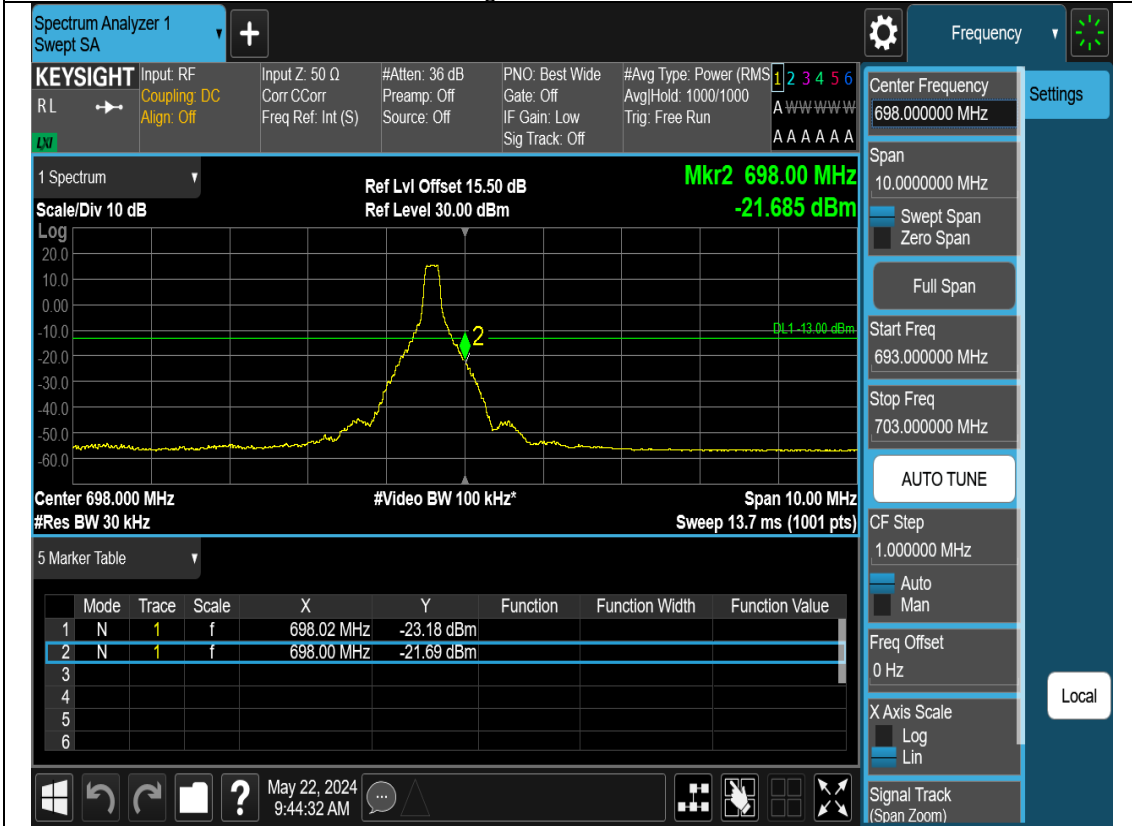
Mkr2 698.00 MHz -27.247 dBm

Center 698.00 MHz #Res BW 150 kHz #Video BW 470 kHz* Span 20.00 MHz Sweep 1.13 ms (1001 pts)

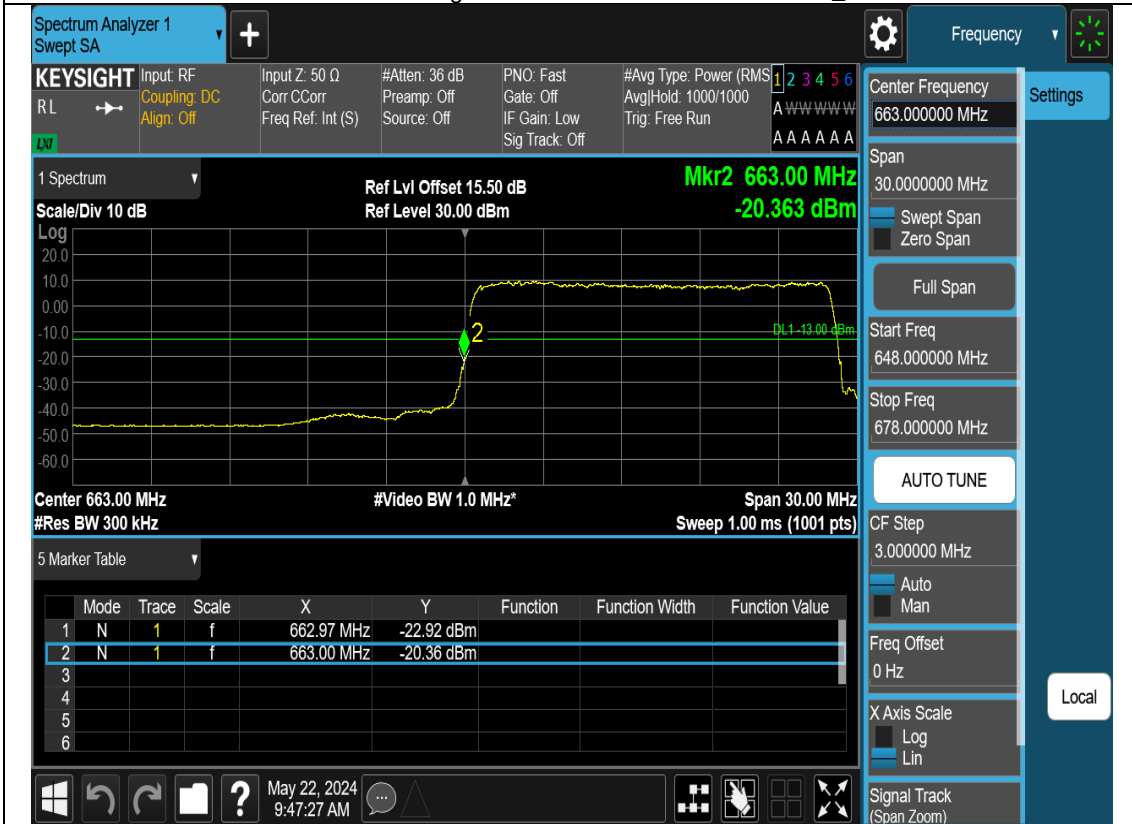
Mode	Trace	Scale	X	Y	Function	Function Width	Function Value
1	N	1	f	698.02 MHz	-28.33 dBm		
2	N	1	f	698.00 MHz	-27.25 dBm		
3							
4							
5							
6							

May 22, 2024 9:43:49 AM

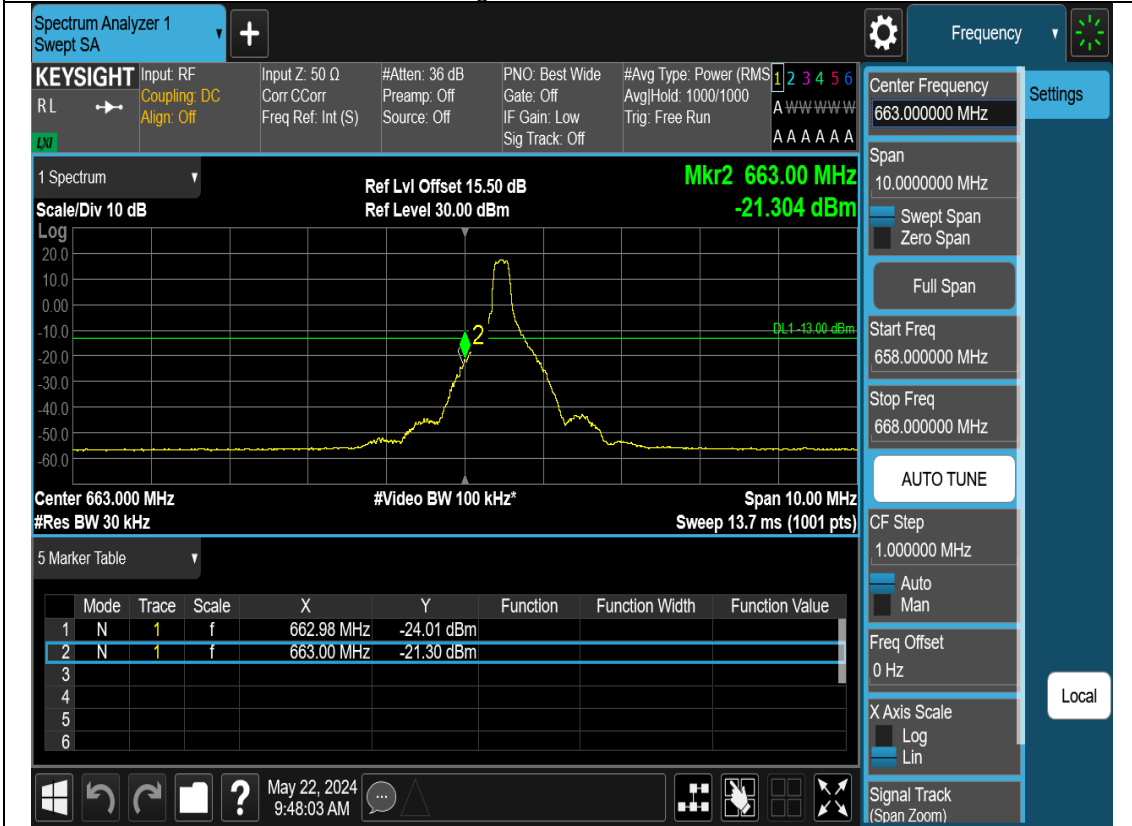
N71-10M-Bandedge-H-CP-OFDM-QPSK-1RB_MAX



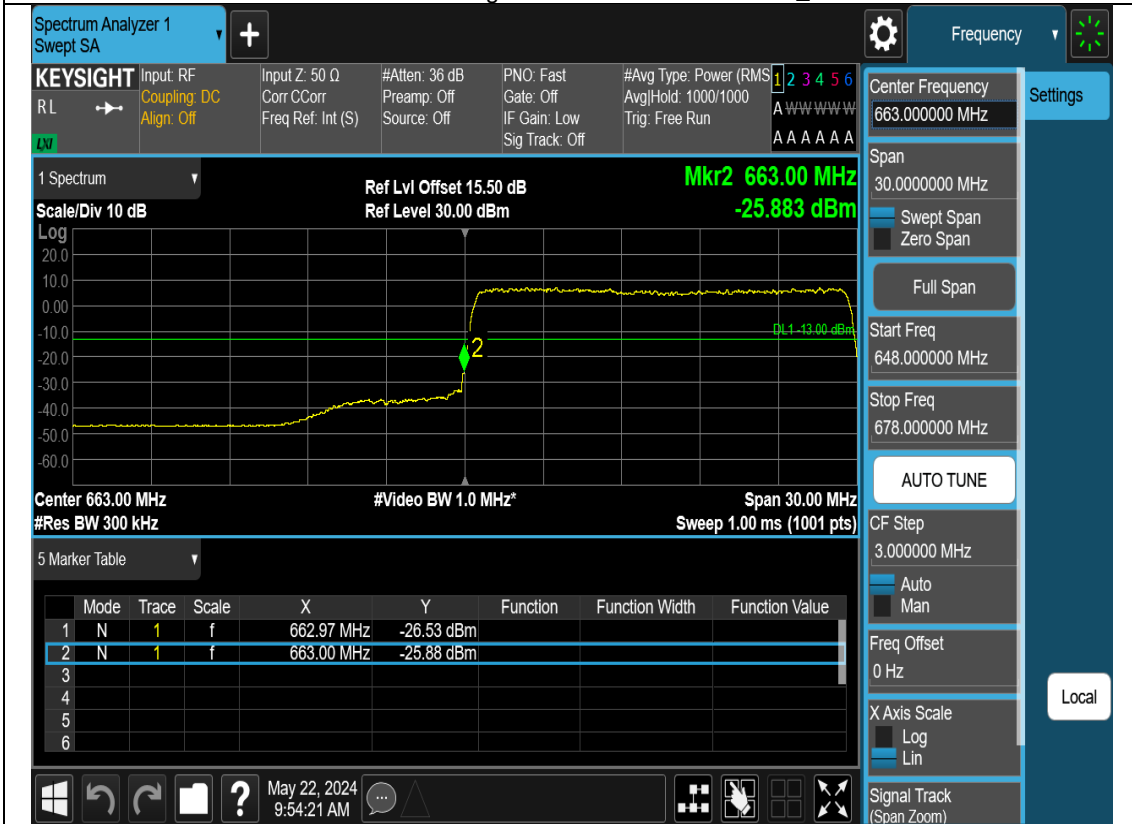
N71-15M-Bandedge-L-DFT-s-OFDM-Pi2 BPSK-Outer_Full



N71-15M-Bandedge-L-DFT-s-OFDM-Pi2 BPSK-1RB0



N71-15M-Bandedge-L-CP-OFDM-QPSK-Outer_Full



N71-15M-Bandedge-L-CP-OFDM-QPSK-1RB0

Spectrum Analyzer 1 Swept SA

KEYSIGHT Input RF Coupling: DC Align: Off

Input Z: 50 Ω #Atten: 36 dB PNO: Best Wide #Avg Type: Power (RMS) 1 2 3 4 5 6
 Corr: C Corr Preamp: Off Gate: Off Avg/Hold: 1000/1000
 Freq Ref: Int (S) Source: Off IF Gain: Low Trig: Free Run
 Sig Track: Off

Center Frequency 663.000000 MHz

Span 10.000000 MHz

Scale/Div 10 dB Ref Lvl Offset 15.50 dB Mkr2 663.00 MHz -26.514 dBm
 Ref Level 30.00 dBm

Center 663.000 MHz #Video BW 100 kHz* Span 10.00 MHz
 #Res BW 30 kHz Sweep 13.7 ms (1001 pts)

5 Marker Table

Mode	Trace	Scale	X	Y	Function	Function Width	Function Value
1	N	1	f	662.98 MHz	-27.75 dBm		
2	N	1	f	663.00 MHz	-26.51 dBm		
3							
4							
5							
6							

May 22, 2024 9:54:57 AM

N71-15M-Bandedge-H-DFT-s-OFDM-Pi2 BPSK-Outer_Full

Spectrum Analyzer 1 Swept SA

KEYSIGHT Input RF Coupling: DC Align: Off

Input Z: 50 Ω #Atten: 36 dB PNO: Fast #Avg Type: Power (RMS) 1 2 3 4 5 6
 Corr: C Corr Preamp: Off Gate: Off Avg/Hold: 1000/1000
 Freq Ref: Int (S) Source: Off IF Gain: Low Trig: Free Run
 Sig Track: Off

Center Frequency 698.000000 MHz

Span 30.000000 MHz

Scale/Div 10 dB Ref Lvl Offset 15.50 dB Mkr2 698.00 MHz -33.608 dBm
 Ref Level 30.00 dBm

Center 698.000 MHz #Video BW 1.0 MHz* Span 30.00 MHz
 #Res BW 300 kHz Sweep 1.00 ms (1001 pts)

5 Marker Table

Mode	Trace	Scale	X	Y	Function	Function Width	Function Value
1	N	1	f	698.03 MHz	-34.00 dBm		
2	N	1	f	698.00 MHz	-33.61 dBm		
3							
4							
5							
6							

May 22, 2024 9:51:00 AM

N71-15M-Bandedge-H-DFT-s-OFDM-Pi2 BPSK-1RB_MAX

Spectrum Analyzer 1 Swept SA

KEYSIGHT Input RF Input Z: 50 Ω #Atten: 36 dB PNO: Best Wide #Avg Type: Power (RMS) 1 2 3 4 5 6
 RL Coupling: DC Corr CCorr Freq Ref: Int (S) Preamp: Off Gate: Off Avg/Hold: 1000/1000 A www www www
 Align: Off Source: Off IF Gain: Low Trig: Free Run A A A A A A

Center Frequency 698.000000 MHz
 Span 10.000000 MHz
 Start Freq 693.000000 MHz
 Stop Freq 703.000000 MHz
 AUTO TUNE
 CF Step 1.000000 MHz
 Freq Offset 0 Hz
 X Axis Scale Log
 Signal Track (Span Zoom)

1 Spectrum Ref Lvl Offset 15.50 dB Mkr2 698.00 MHz
 Scale/Div 10 dB Ref Level 30.00 dBm -23.374 dBm
 Log
 20.0
 10.0
 0.00
 -10.0
 -20.0
 -30.0
 -40.0
 -50.0
 -60.0
 Center 698.000 MHz #Video BW 100 kHz* Span 10.00 MHz
 #Res BW 30 kHz Sweep 13.7 ms (1001 pts)

5 Marker Table

Mode	Trace	Scale	X	Y	Function	Function Width	Function Value
1	N	1	f	698.02 MHz	-23.59 dBm		
2	N	1	f	698.00 MHz	-23.37 dBm		
3							
4							
5							
6							

May 22, 2024 9:51:45 AM

N71-15M-Bandedge-H-CP-OFDM-QPSK-Outer_Full

Spectrum Analyzer 1 Swept SA

KEYSIGHT Input RF Input Z: 50 Ω #Atten: 36 dB PNO: Fast #Avg Type: Power (RMS) 1 2 3 4 5 6
 RL Coupling: DC Corr CCorr Freq Ref: Int (S) Preamp: Off Gate: Off Avg/Hold: 1000/1000 A www www www
 Align: Off Source: Off IF Gain: Low Trig: Free Run A A A A A A

Center Frequency 698.000000 MHz
 Span 30.000000 MHz
 Start Freq 683.000000 MHz
 Stop Freq 713.000000 MHz
 AUTO TUNE
 CF Step 3.000000 MHz
 Freq Offset 0 Hz
 X Axis Scale Log
 Signal Track (Span Zoom)

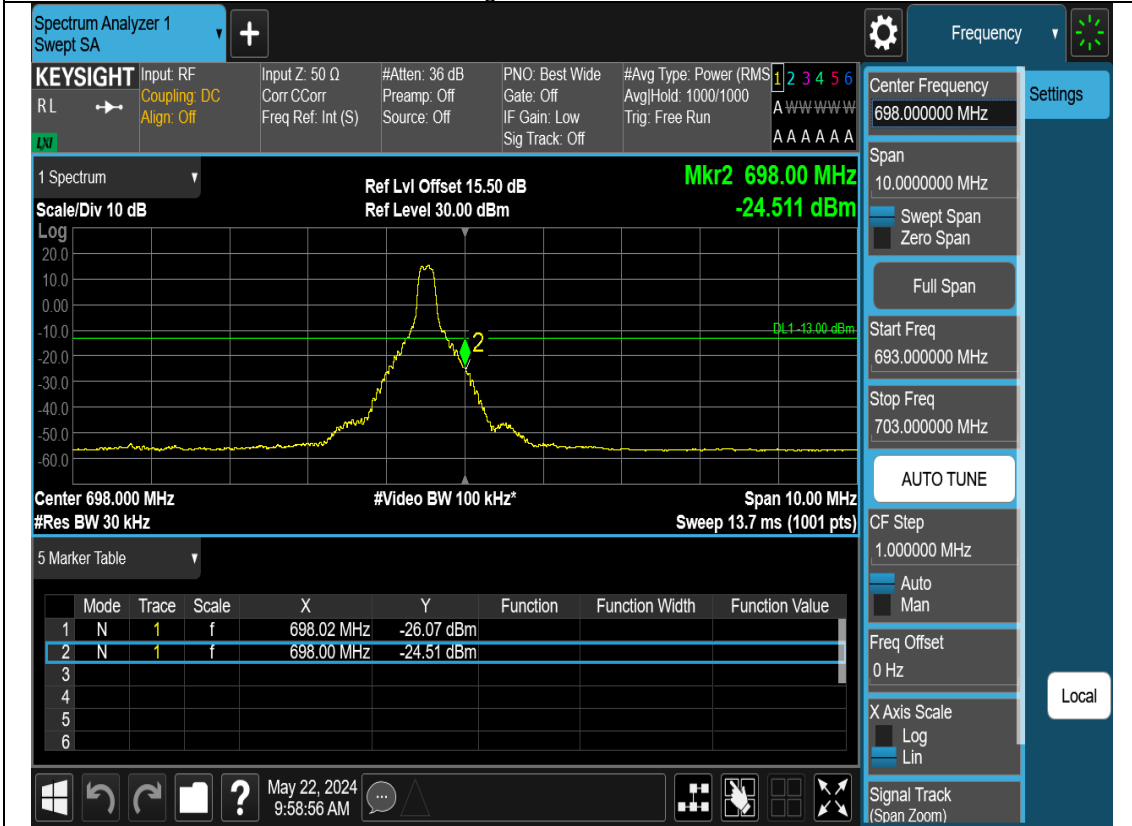
1 Spectrum Ref Lvl Offset 15.50 dB Mkr2 698.00 MHz
 Scale/Div 10 dB Ref Level 30.00 dBm -20.149 dBm
 Log
 20.0
 10.0
 0.00
 -10.0
 -20.0
 -30.0
 -40.0
 -50.0
 -60.0
 Center 698.000 MHz #Video BW 1.0 MHz* Span 30.00 MHz
 #Res BW 300 kHz Sweep 1.00 ms (1001 pts)

5 Marker Table

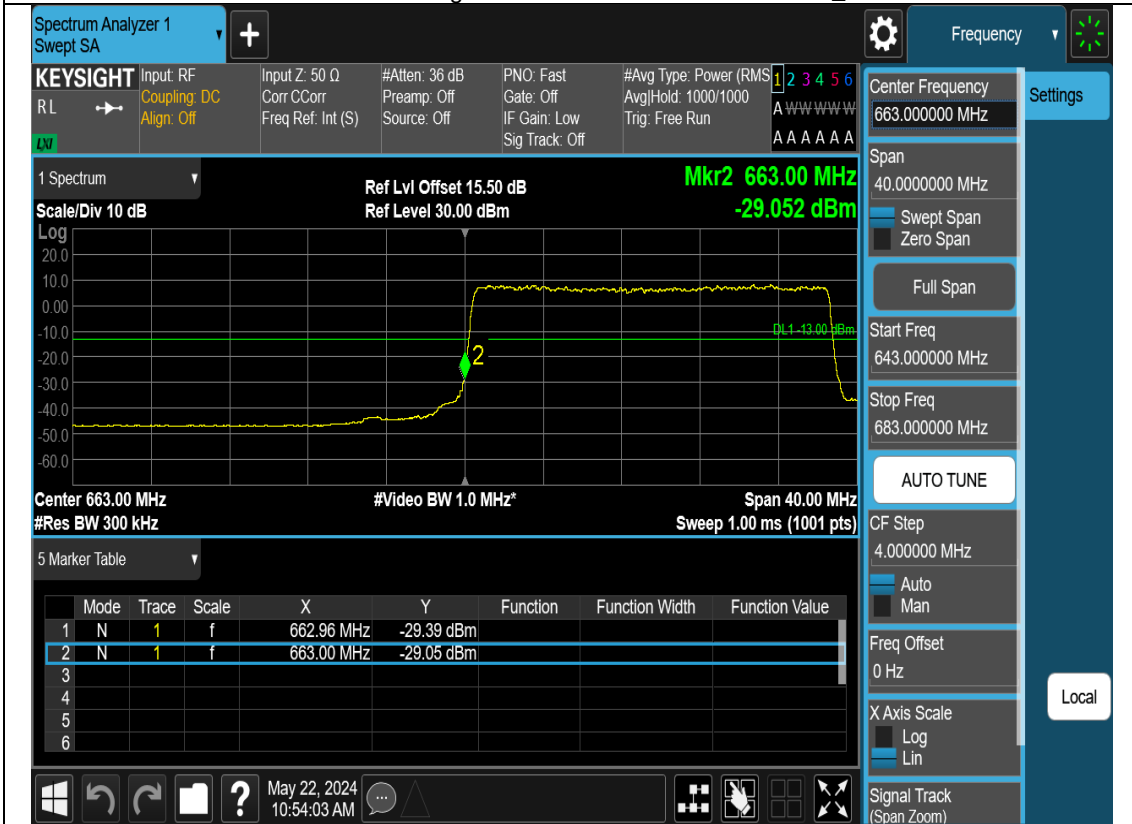
Mode	Trace	Scale	X	Y	Function	Function Width	Function Value
1	N	1	f	698.03 MHz	-21.85 dBm		
2	N	1	f	698.00 MHz	-20.15 dBm		
3							
4							
5							
6							

May 22, 2024 9:58:10 AM

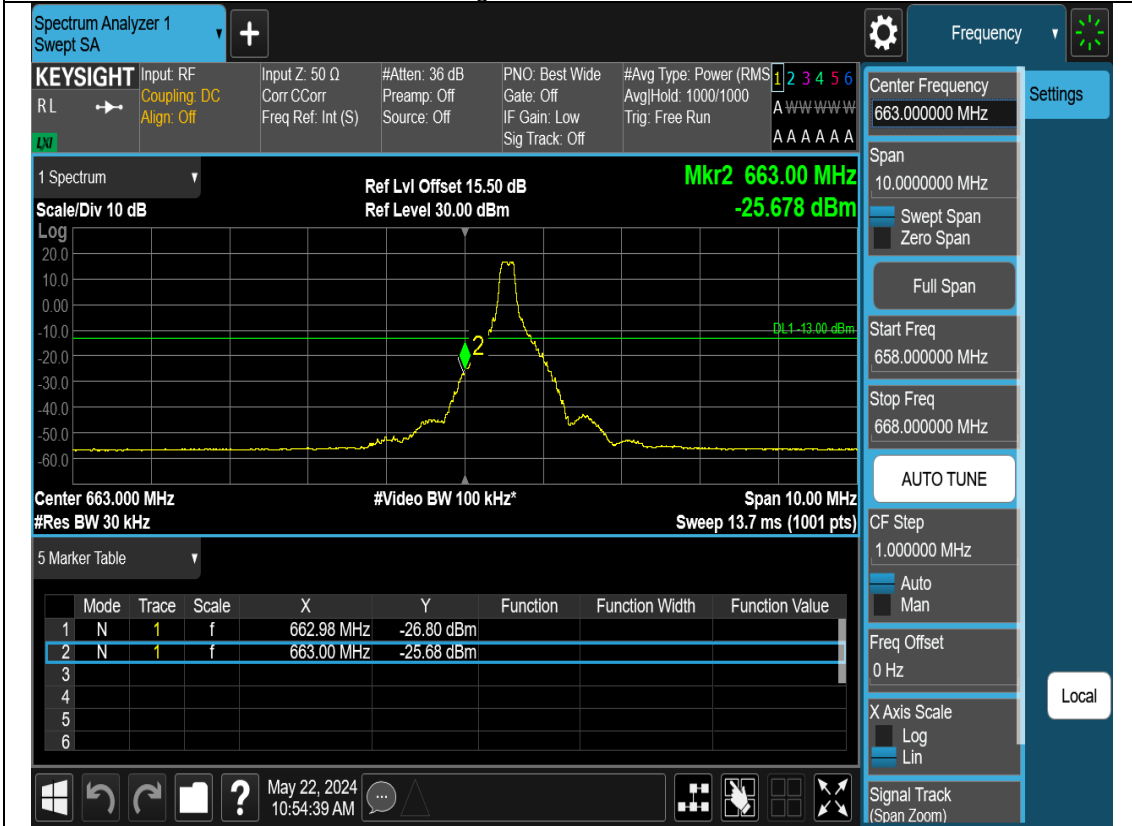
N71-15M-Bandedge-H-CP-OFDM-QPSK-1RB_MAX



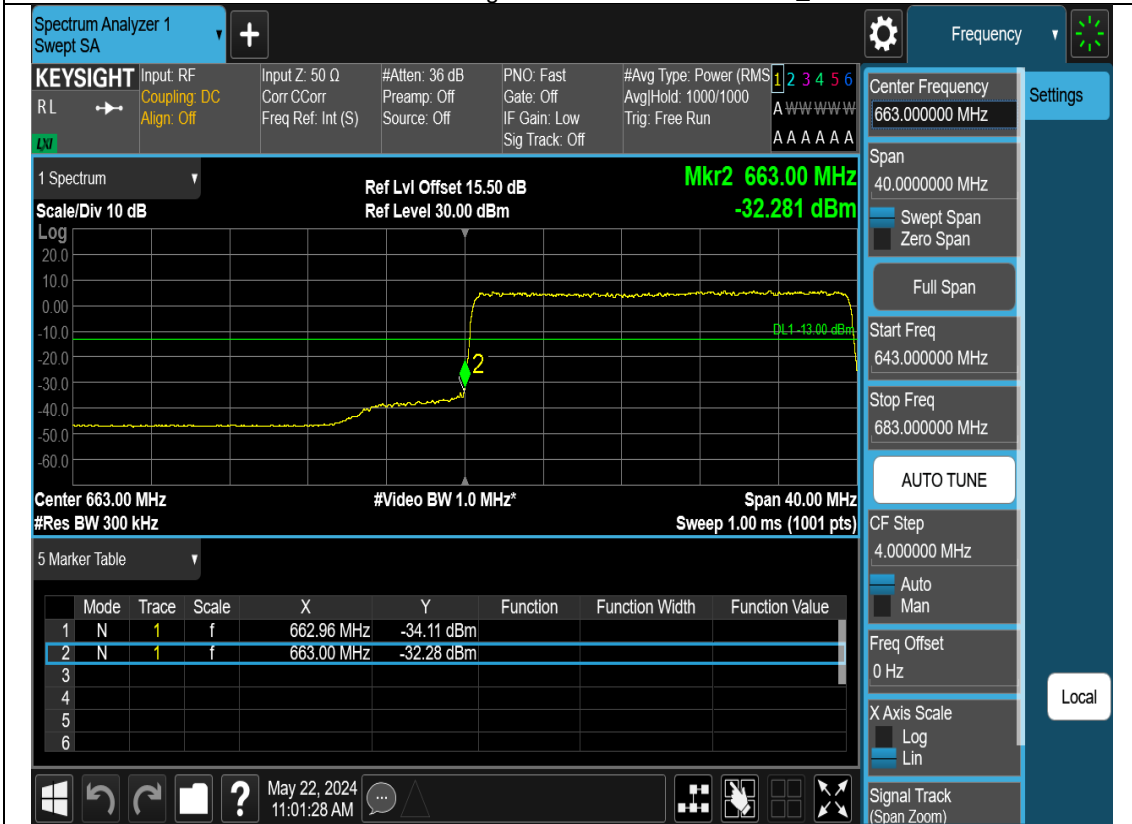
N71-20M-Bandedge-L-DFT-s-OFDM-Pi2 BPSK-Outer_Full



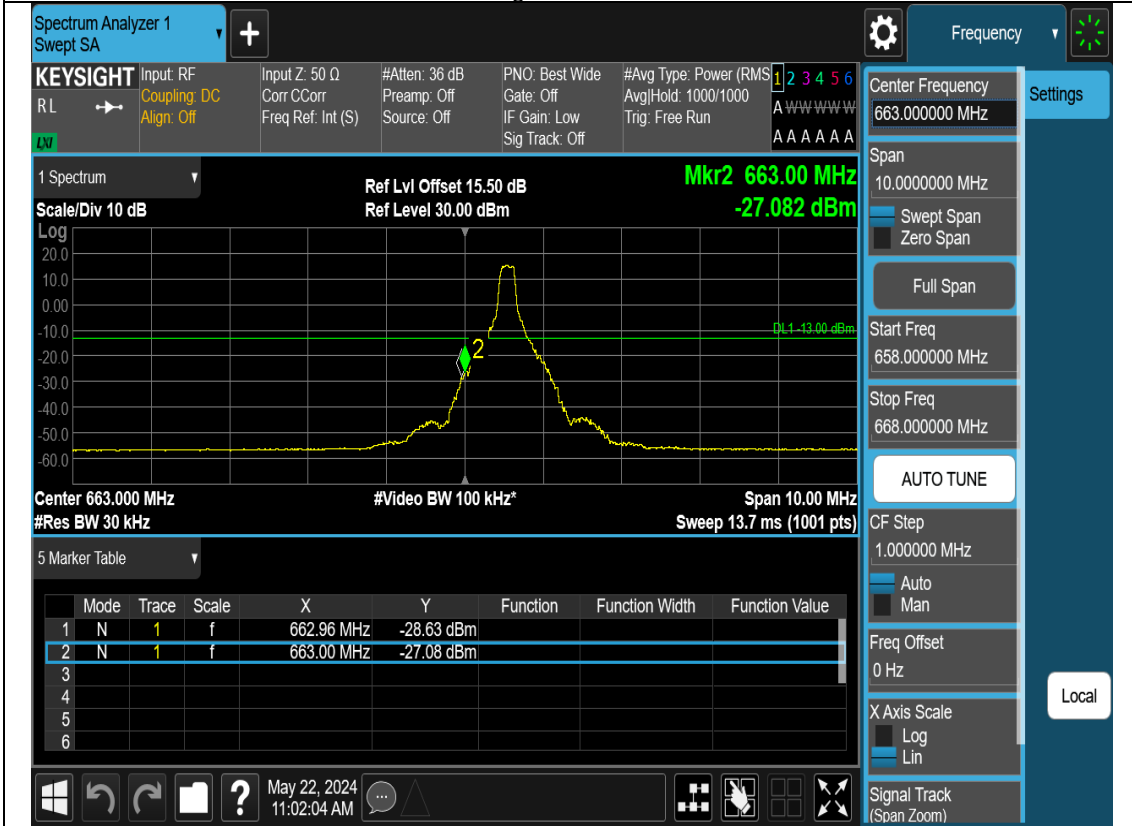
N71-20M-Bandedge-L-DFT-s-OFDM-Pi2 BPSK-1RB0



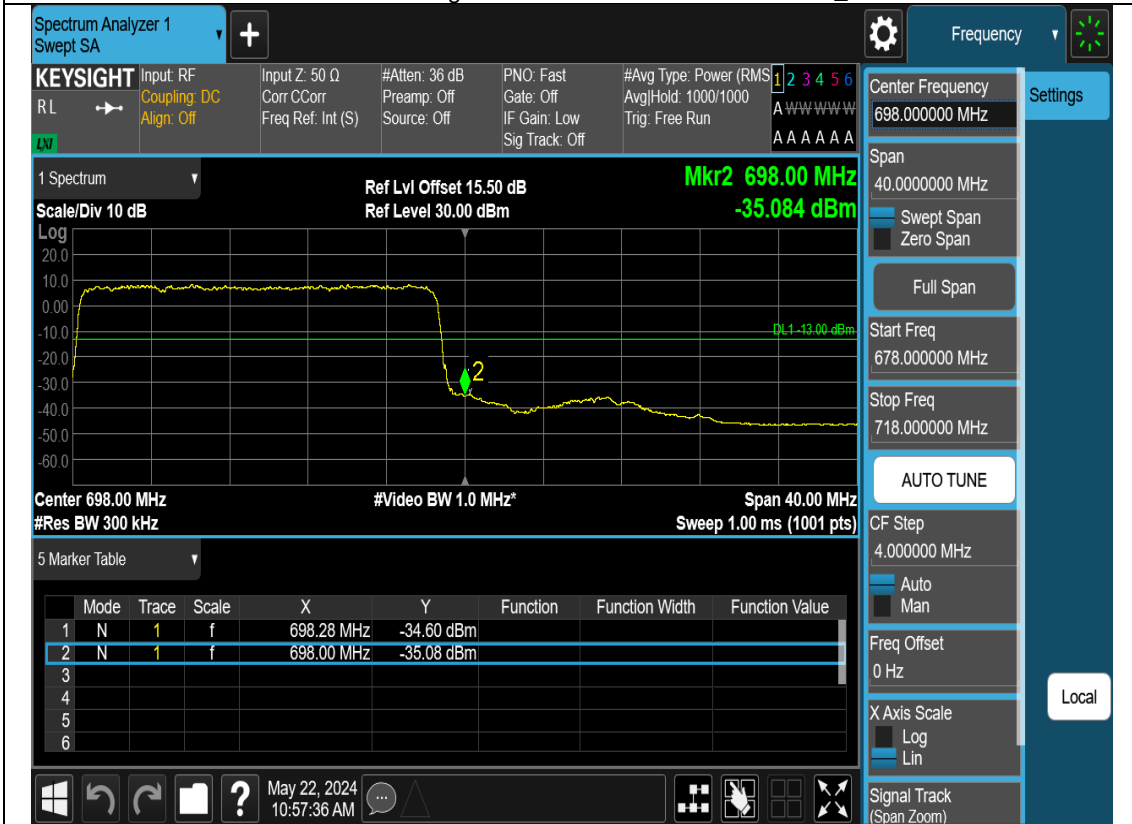
N71-20M-Bandedge-L-CP-OFDM-QPSK-Outer_Full



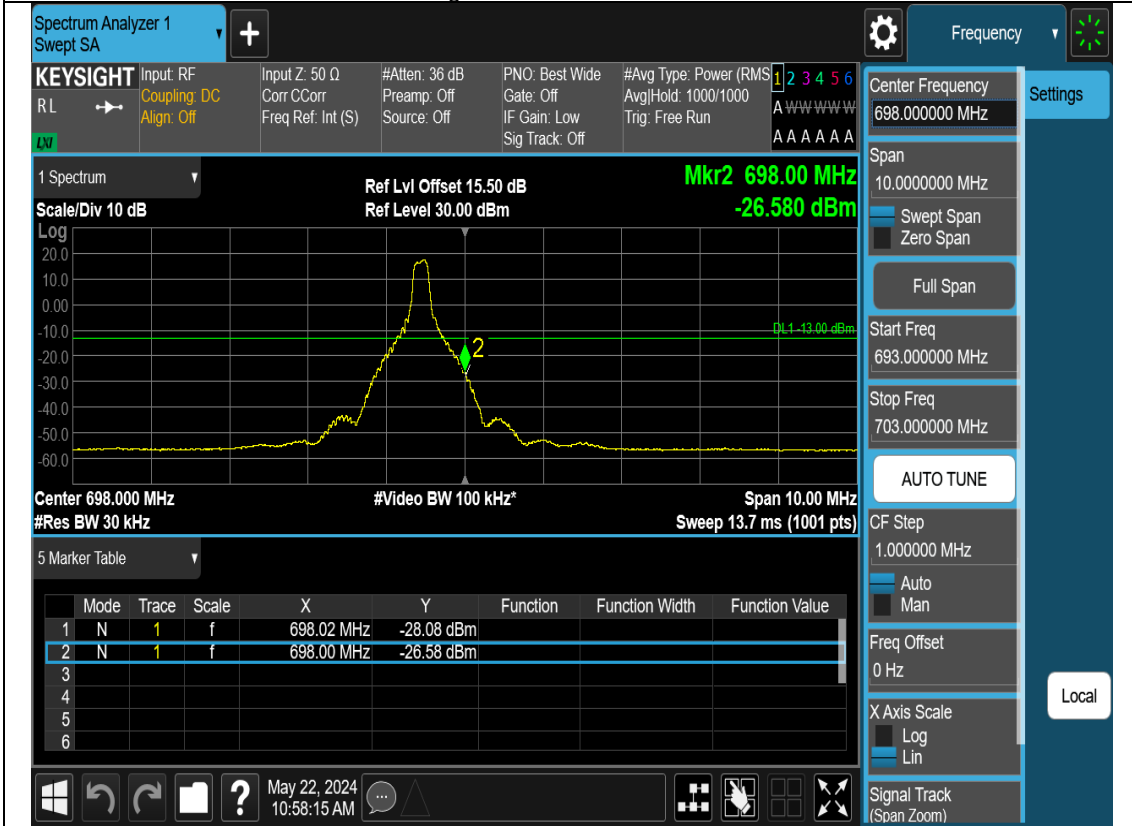
N71-20M-Bandedge-L-CP-OFDM-QPSK-1RB0



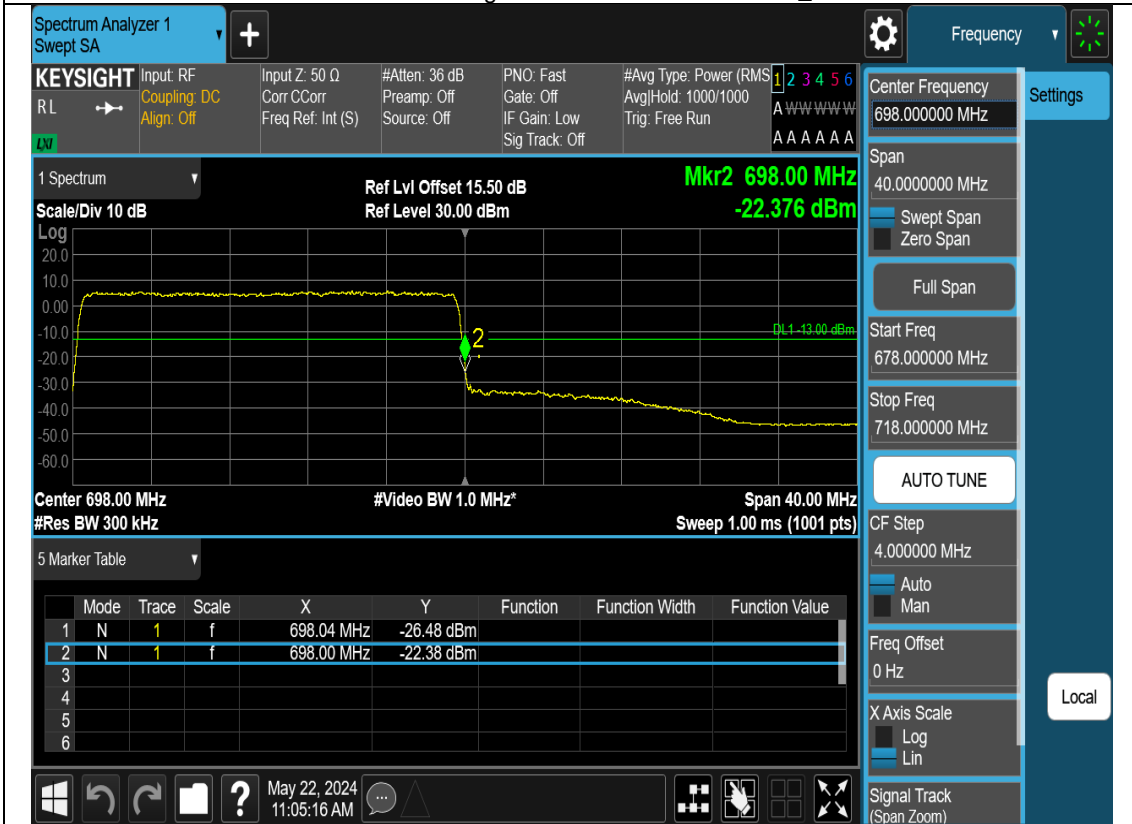
N71-20M-Bandedge-H-DFT-s-OFDM-Pi2 BPSK-Outer_Full



N71-20M-Bandedge-H-DFT-s-OFDM-Pi2 BPSK-1RB_MAX



N71-20M-Bandedge-H-CP-OFDM-QPSK-Outer_Full



N71-20M-Bandedge-H-CP-OFDM-QPSK-1RB_MAX

Spectrum Analyzer 1
Swept SA

KEYSIGHT Input: RF
RL → Coupling: DC
Align: Off

Input Z: 50 Ω #Atten: 36 dB PNO: Best Wide #Avg Type: Power (RMS) 1 2 3 4 5 6
 Corr: C Corr Preamp: Off Gate: Off Avg/Hold: 1000/1000
 Freq Ref: Int (S) Source: Off IF Gain: Low Trig: Free Run
 Sig Track: Off

Frequency

Center Frequency
698.000000 MHz

Span
10.000000 MHz

Swept Span
Zero Span

Full Span

Start Freq
693.000000 MHz

Stop Freq
703.000000 MHz

AUTO TUNE

CF Step
1.000000 MHz

Auto
Man

Freq Offset
0 Hz

X Axis Scale
Log
Lin

Signal Track
(Span Zoom)

1 Spectrum Ref Lvl Offset 15.50 dB **Mkr2 698.00 MHz**
 Scale/Div 10 dB Ref Level 30.00 dBm **-28.425 dBm**

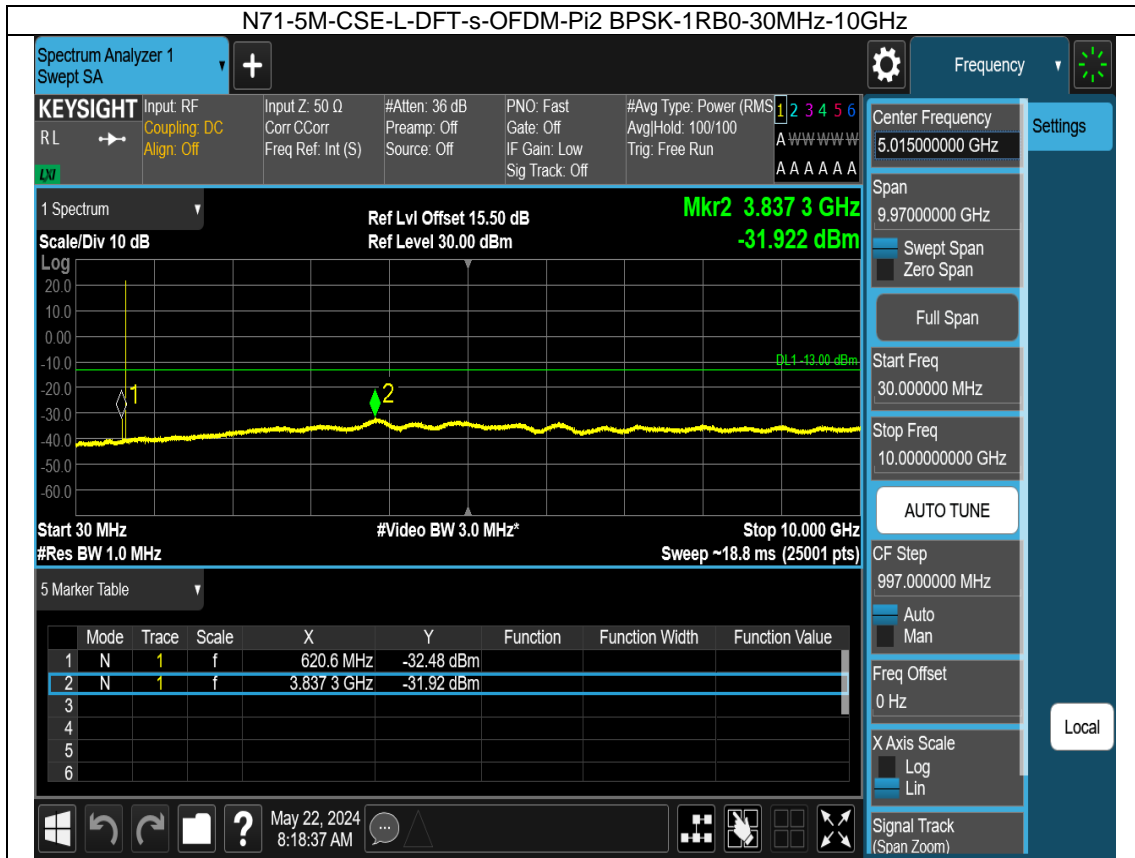
Center 698.000 MHz #Video BW 100 kHz* Span 10.00 MHz
 #Res BW 30 kHz Sweep 13.7 ms (1001 pts)

5 Marker Table

Mode	Trace	Scale	X	Y	Function	Function Width	Function Value
1	N	1	f	698.04 MHz	-30.06 dBm		
2	N	1	f	698.00 MHz	-28.43 dBm		
3							
4							
5							
6							

May 22, 2024
11:06:06 AM

Conducted spurious emissions test graph



N71-5M-CSE-L-CP-OFDM-QPSK-1RB0-30MHz-10GHz

Spectrum Analyzer 1 Swept SA

KEYSIGHT Input RF Coupling: DC Align: Off

Input Z: 50 Ω #Atten: 36 dB PNO: Fast Gate: Off #Avg Type: Power (RMS) 1 2 3 4 5 6
 Corr: C Corr Freq Ref: Int (S) Preamp: Off Source: Off IF Gain: Low Trig: Free Run Avg/Hold: 100/100
 A A A A A A A A A A A A A A A A

Center Frequency 5.015000000 GHz

Span 9.970000000 GHz

Scale/Div 10 dB Ref Lvl Offset 15.50 dB Mkr2 3.864 1 GHz -31.819 dBm

Ref Level 30.00 dBm

Start 30 MHz #Res BW 1.0 MHz #Video BW 3.0 MHz* Stop 10.000 GHz Sweep ~18.8 ms (25001 pts)

5 Marker Table

Mode	Trace	Scale	X	Y	Function	Function Width	Function Value
1	N	1	f	621.4 MHz	-34.90 dBm		
2	N	1	f	3.864 1 GHz	-31.82 dBm		
3							
4							
5							
6							

May 22, 2024 8:31:11 AM

N71-5M-CSE-M-DFT-s-OFDM-Pi2 BPSK-1RB0-30MHz-10GHz

Spectrum Analyzer 1 Swept SA

KEYSIGHT Input RF Coupling: DC Align: Off

Input Z: 50 Ω #Atten: 36 dB PNO: Fast Gate: Off #Avg Type: Power (RMS) 1 2 3 4 5 6
 Corr: C Corr Freq Ref: Int (S) Preamp: Off Source: Off IF Gain: Low Trig: Free Run Avg/Hold: 100/100
 A A A A A A A A A A A A A A A A

Center Frequency 5.015000000 GHz

Span 9.970000000 GHz

Scale/Div 10 dB Ref Lvl Offset 15.50 dB Mkr2 3.852 1 GHz -31.818 dBm

Ref Level 30.00 dBm

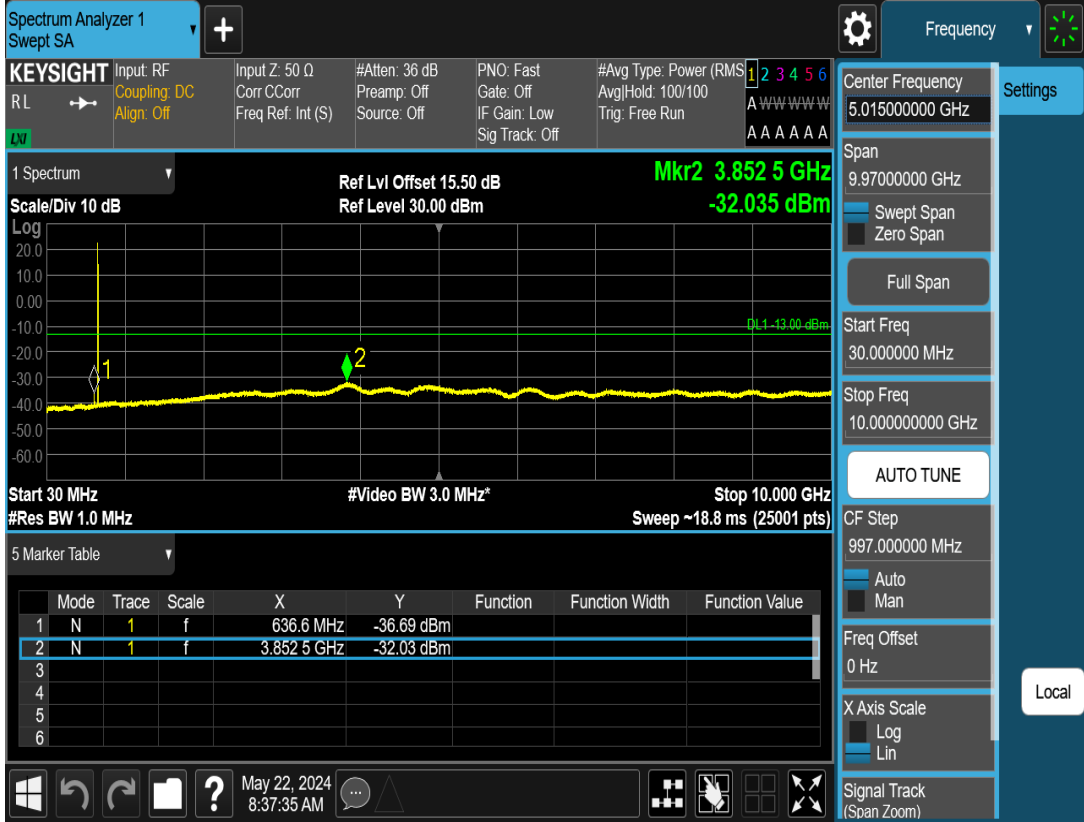
Start 30 MHz #Res BW 1.0 MHz #Video BW 3.0 MHz* Stop 10.000 GHz Sweep ~18.8 ms (25001 pts)

5 Marker Table

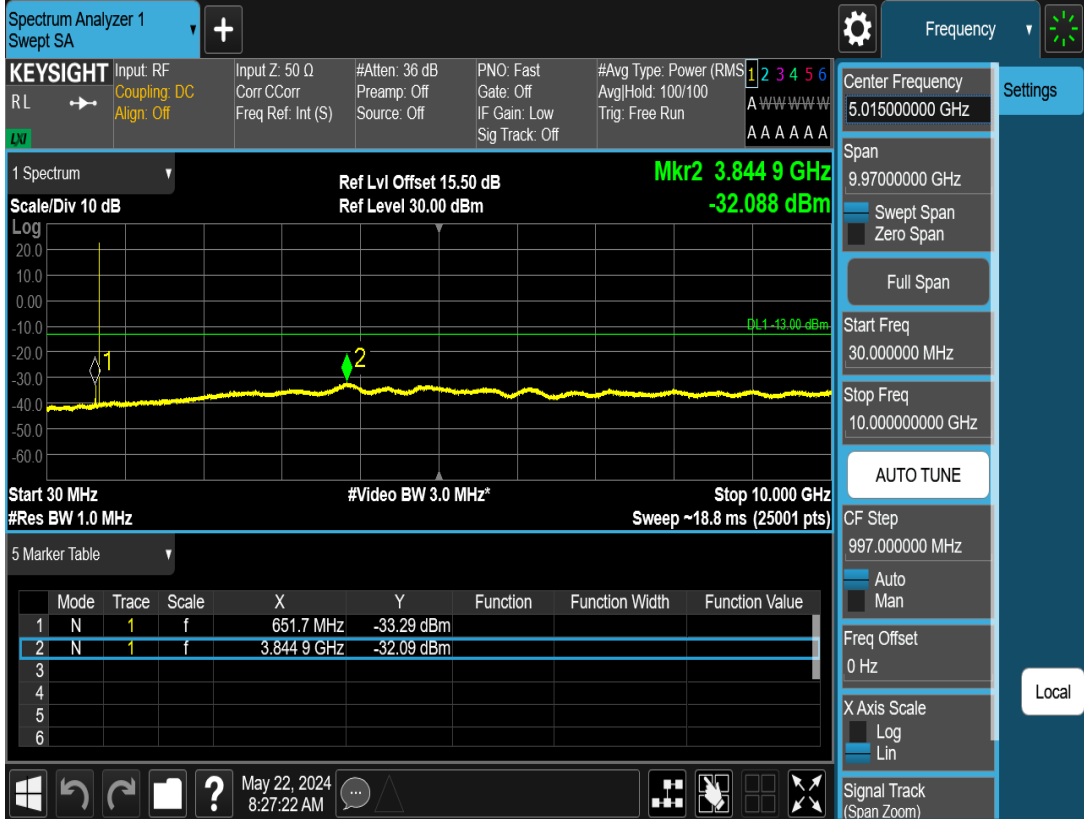
Mode	Trace	Scale	X	Y	Function	Function Width	Function Value
1	N	1	f	635.0 MHz	-33.67 dBm		
2	N	1	f	3.852 1 GHz	-31.82 dBm		
3							
4							
5							
6							

May 22, 2024 8:24:57 AM

N71-5M-CSE-M-CP-OFDM-QPSK-1RB0-30MHz-10GHz



N71-5M-CSE-H-DFT-s-OFDM-Pi2 BPSK-1RB0-30MHz-10GHz



N71-5M-CSE-H-CP-OFDM-QPSK-1RB0-30MHz-10GHz

Spectrum Analyzer 1 Swept SA

KEYSIGHT Input RF Coupling: DC Align: Off

Input Z: 50 Ω Corr: C Corr Freq Ref: Int (S) #Atten: 36 dB Preamp: Off Source: Off PNO: Fast Gate: Off IF Gain: Low Sig Track: Off #Avg Type: Power (RMS) Avg/Hold: 100/100 Trig: Free Run

Center Frequency: 5.015000000 GHz

Span: 9.970000000 GHz

Scale/Div 10 dB Ref Lvl Offset 15.50 dB Ref Level 30.00 dBm

Mkr2 3.838 5 GHz -32.047 dBm

Start 30 MHz #Res BW 1.0 MHz Stop 10.000 GHz #Video BW 3.0 MHz* Sweep ~18.8 ms (25001 pts)

Mode	Trace	Scale	X	Y	Function	Function Width	Function Value
1	N	1	f	652.1 MHz	-35.06 dBm		
2	N	1	f	3.838 5 GHz	-32.05 dBm		
3							
4							
5							
6							

May 22, 2024 8:39:57 AM

N71-10M-CSE-L-DFT-s-OFDM-Pi2 BPSK-1RB0-30MHz-10GHz

Spectrum Analyzer 1 Swept SA

KEYSIGHT Input RF Coupling: DC Align: Off

Input Z: 50 Ω Corr: C Corr Freq Ref: Int (S) #Atten: 36 dB Preamp: Off Source: Off PNO: Fast Gate: Off IF Gain: Low Sig Track: Off #Avg Type: Power (RMS) Avg/Hold: 100/100 Trig: Free Run

Center Frequency: 5.015000000 GHz

Span: 9.970000000 GHz

Scale/Div 10 dB Ref Lvl Offset 15.50 dB Ref Level 30.00 dBm

Mkr2 3.839 7 GHz -32.045 dBm

Start 30 MHz #Res BW 1.0 MHz Stop 10.000 GHz #Video BW 3.0 MHz* Sweep ~18.8 ms (25001 pts)

Mode	Trace	Scale	X	Y	Function	Function Width	Function Value
1	N	1	f	621.4 MHz	-33.43 dBm		
2	N	1	f	3.839 7 GHz	-32.04 dBm		
3							
4							
5							
6							

May 22, 2024 9:28:28 AM