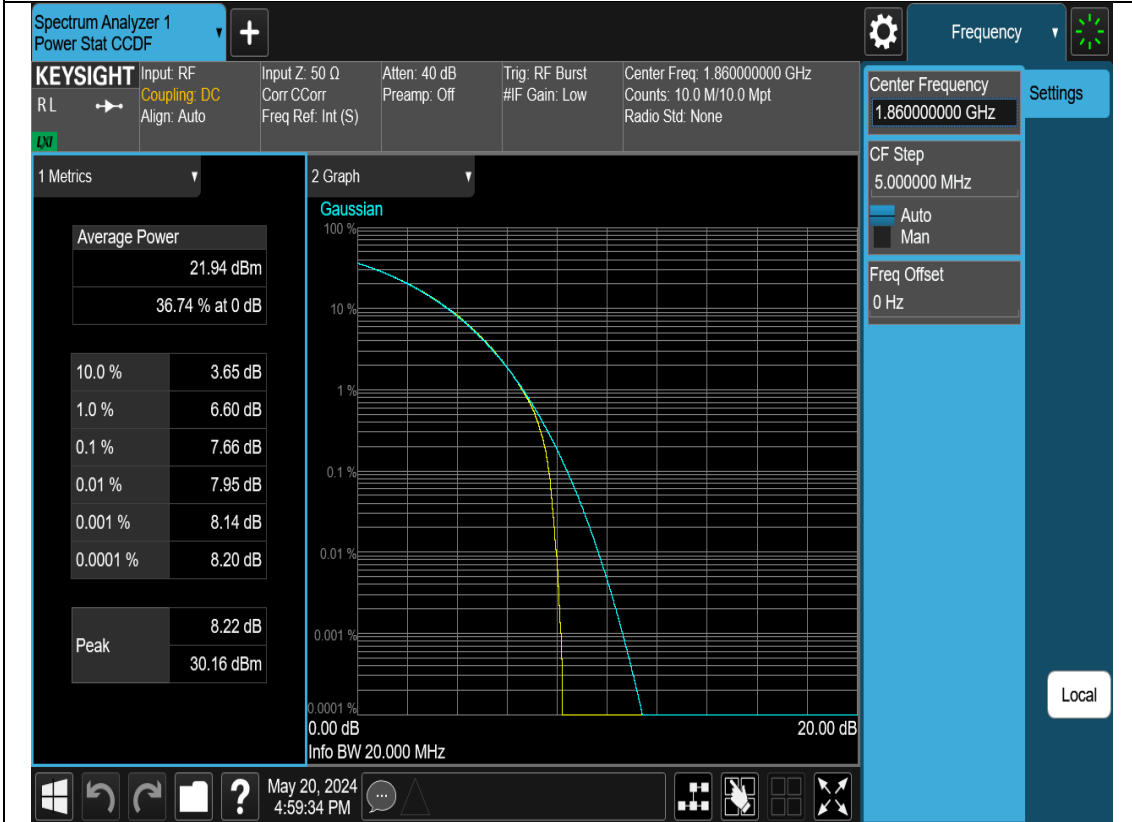


N25-20M-PAPR-L-DFT-s-OFDM-256QAM-Outer_Full



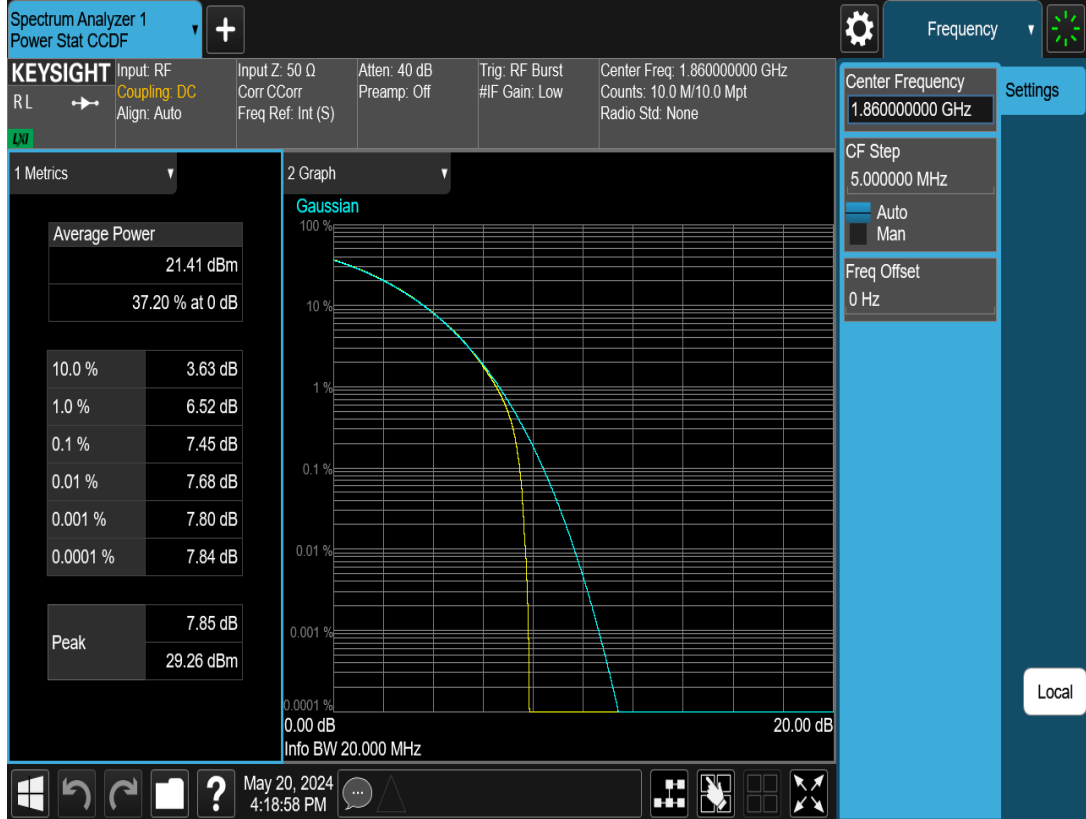
N25-20M-PAPR-L-CP-OFDM-QPSK-Outer_Full



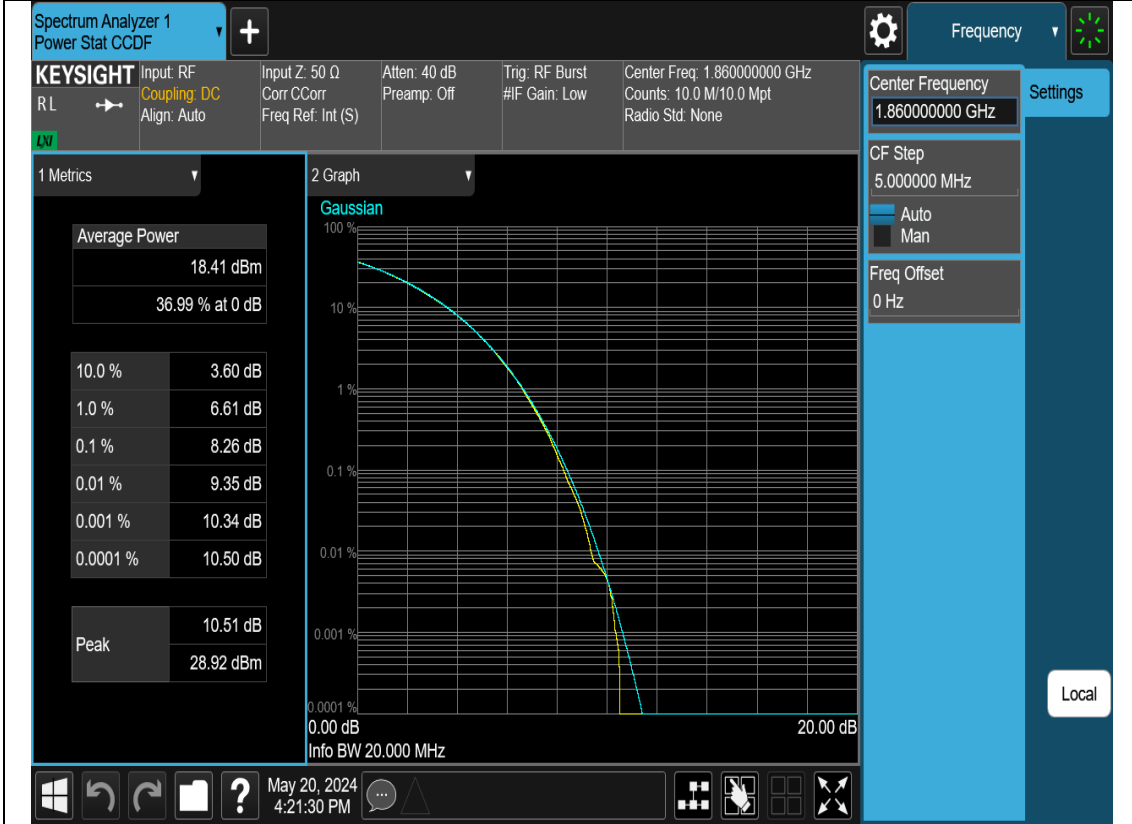
N25-20M-PAPR-L-CP-OFDM-16QAM-Outer_Full



N25-20M-PAPR-L-CP-OFDM-64QAM-Outer_Full



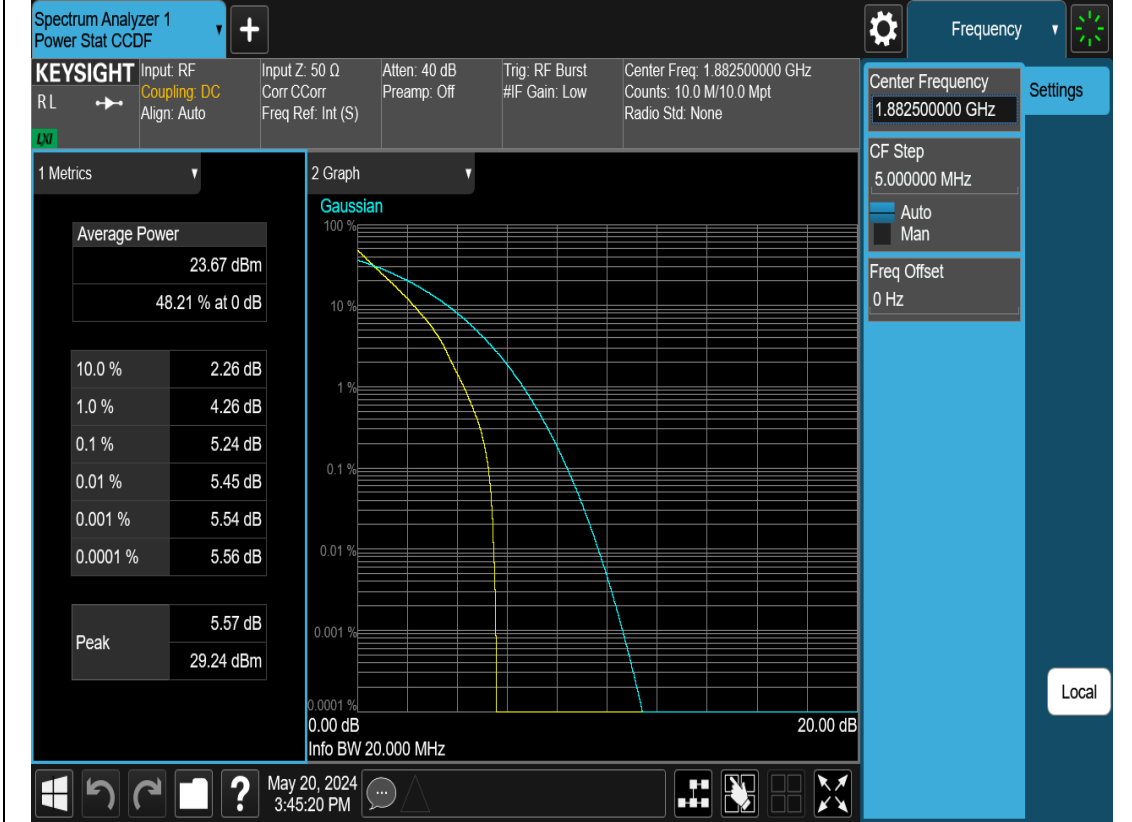
N25-20M-PAPR-L-CP-OFDM-256QAM-Outer_Full



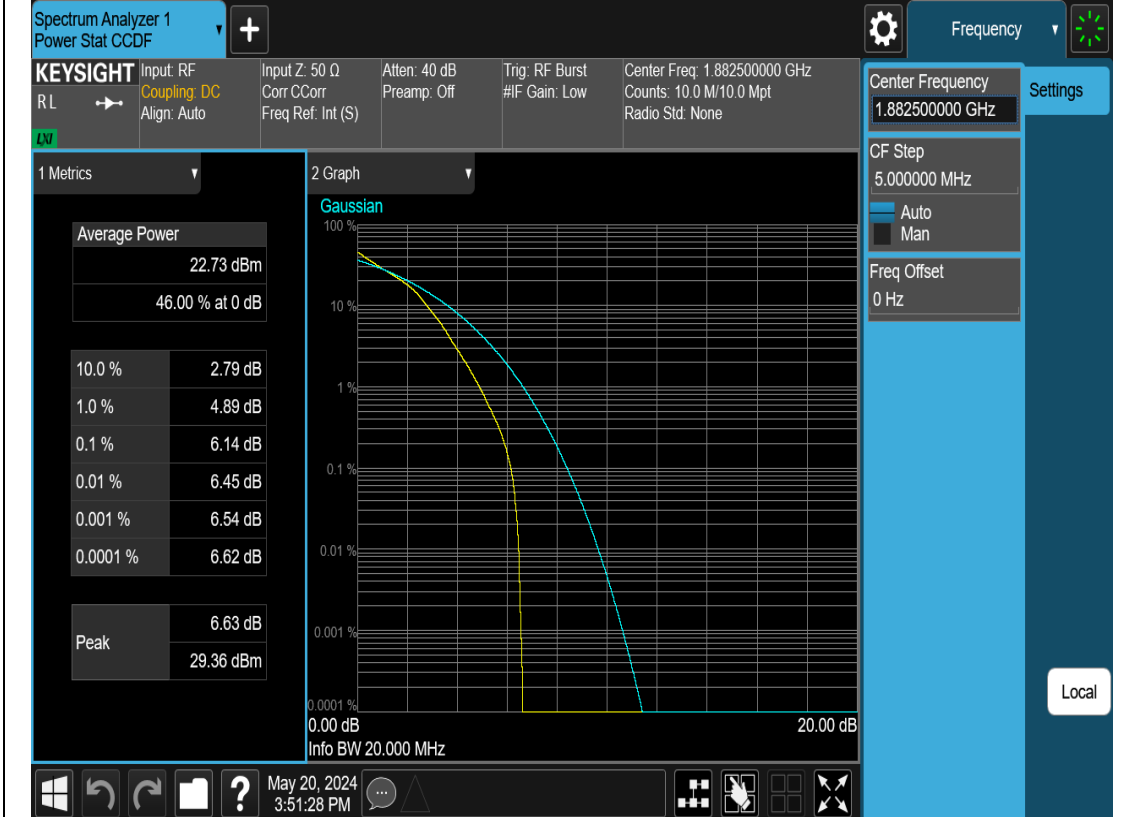
N25-20M-PAPR-M-DFT-s-OFDM-Pi2 BPSK-Outer_Full



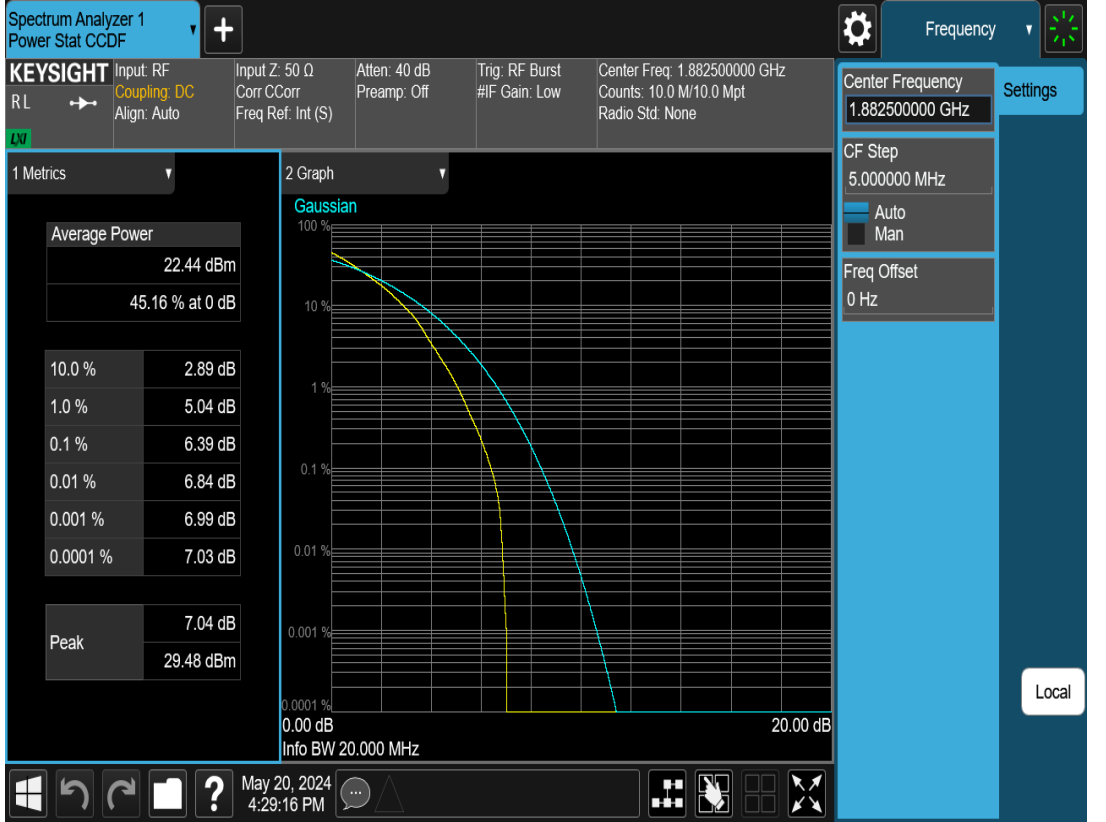
N25-20M-PAPR-M-DFT-s-OFDM-QPSK-Outer_Full



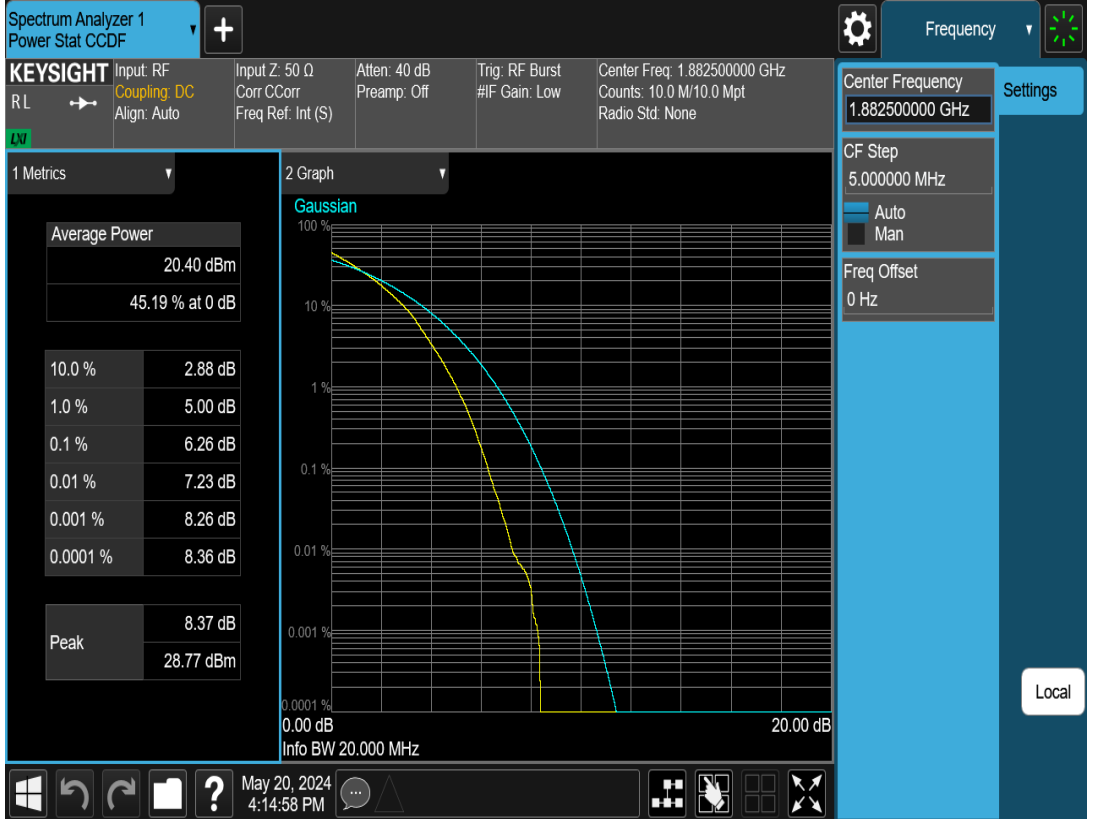
N25-20M-PAPR-M-DFT-s-OFDM-16QAM-Outer_Full



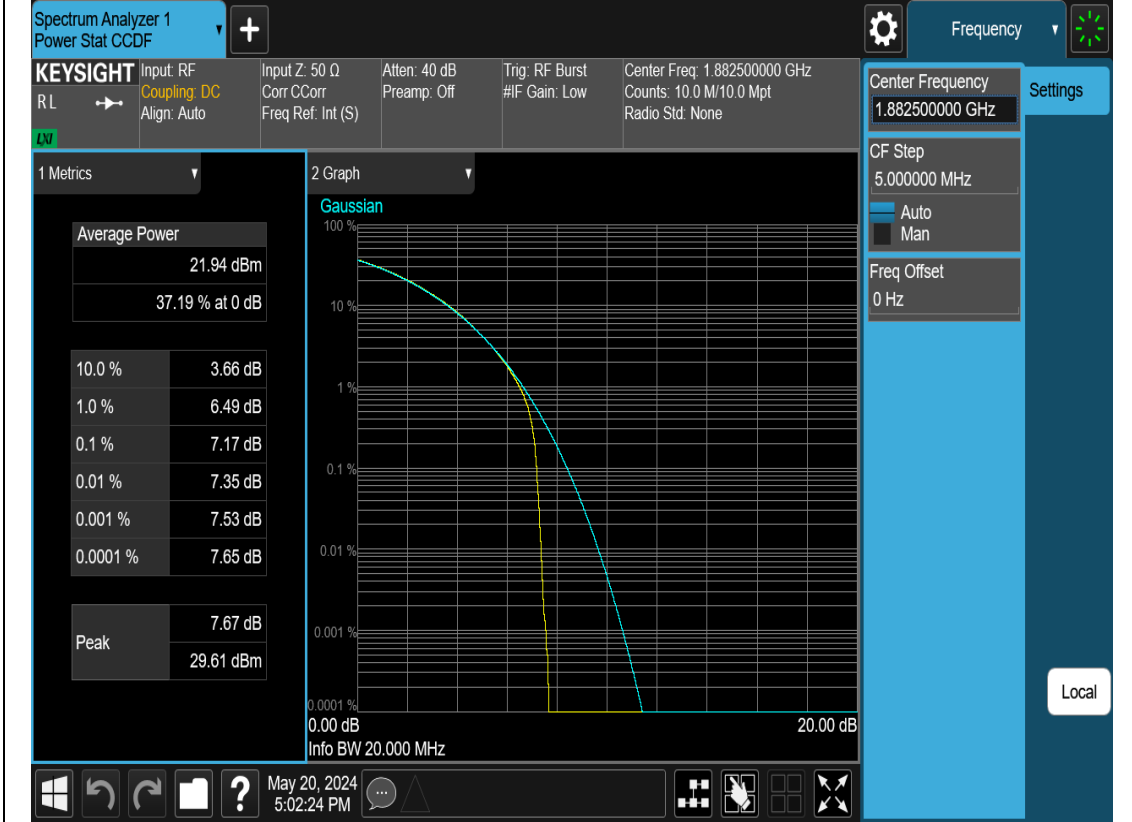
N25-20M-PAPR-M-DFT-s-OFDM-64QAM-Outer_Full



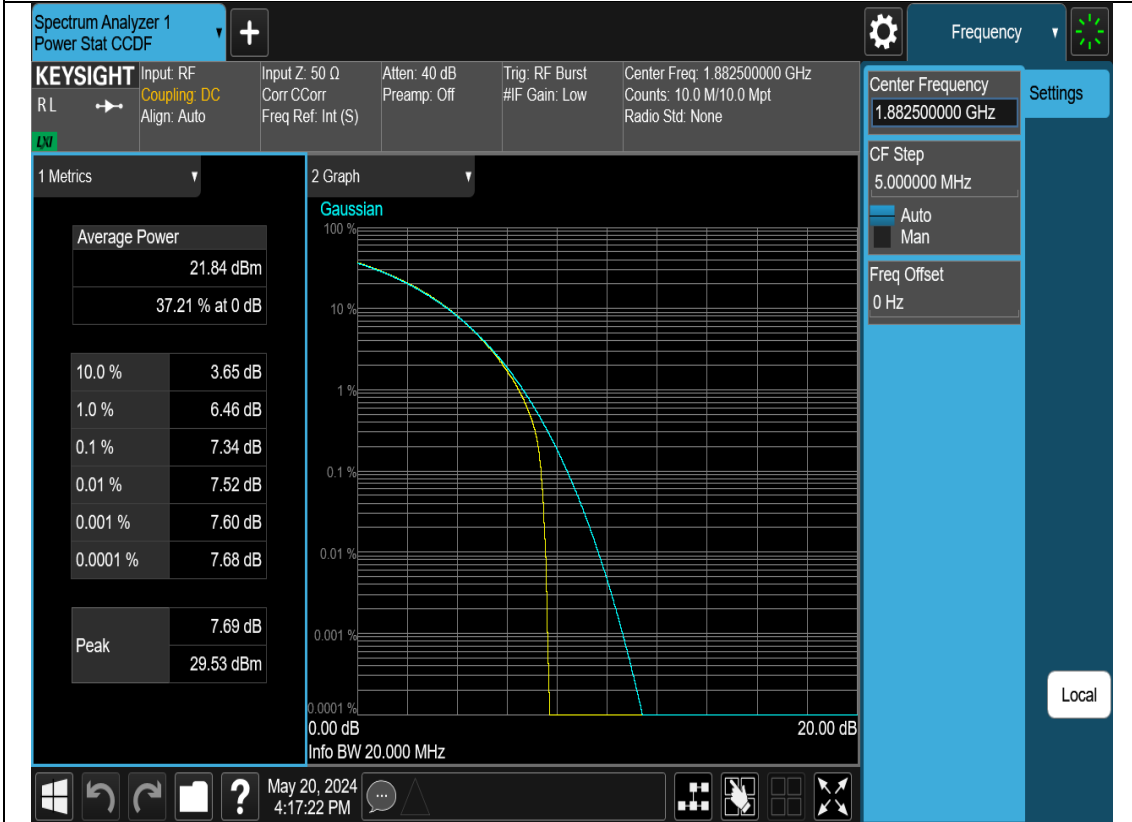
N25-20M-PAPR-M-DFT-s-OFDM-256QAM-Outer_Full



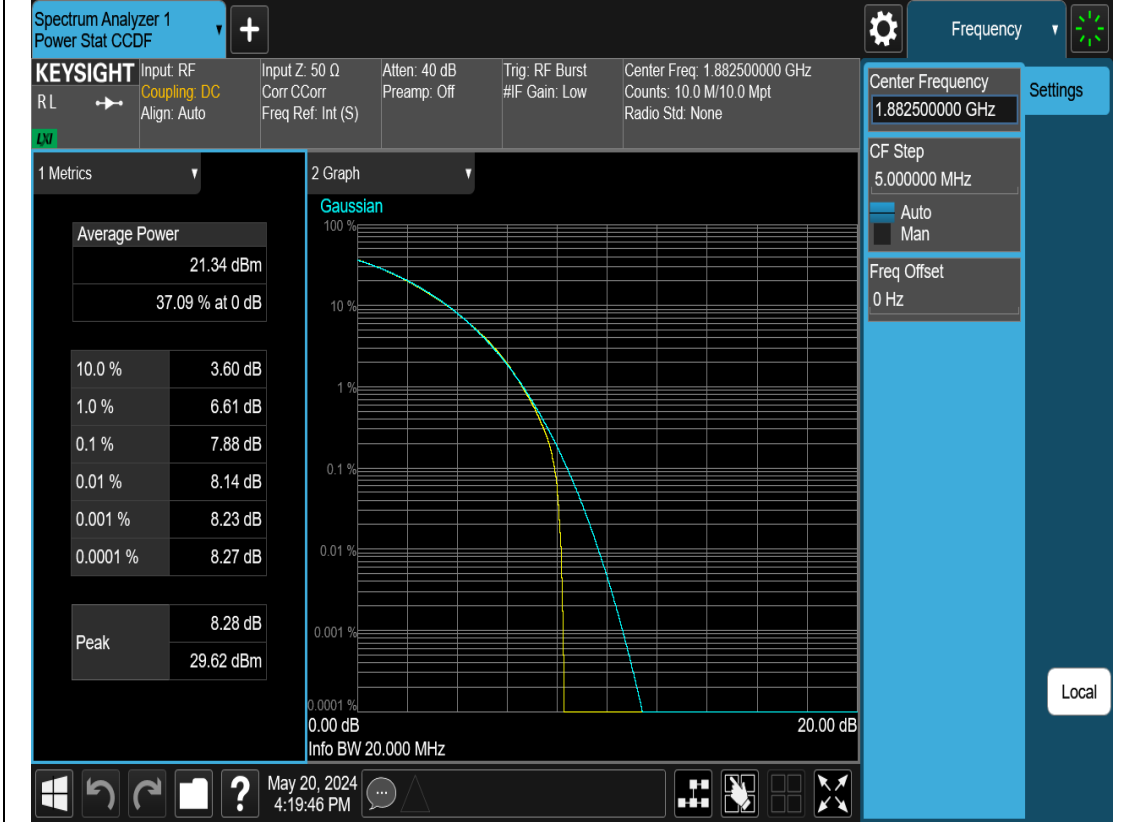
N25-20M-PAPR-M-CP-OFDM-QPSK-Outer_Full



N25-20M-PAPR-M-CP-OFDM-16QAM-Outer_Full



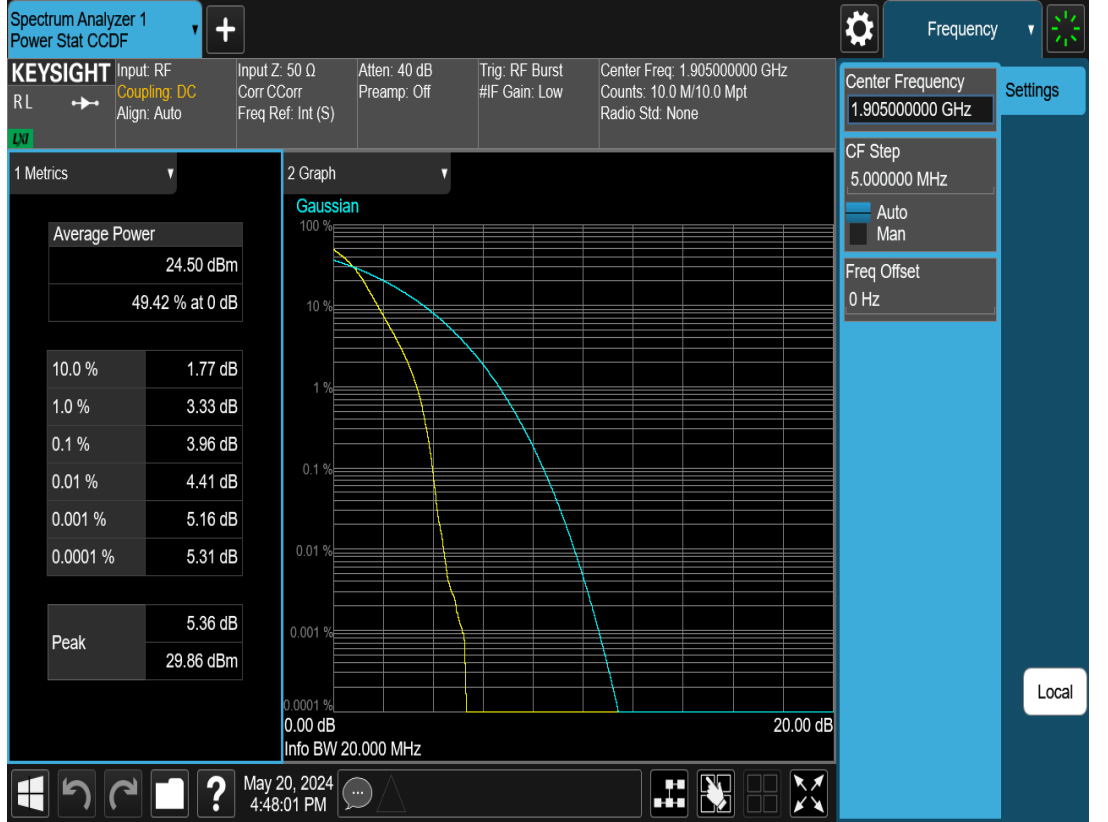
N25-20M-PAPR-M-CP-OFDM-64QAM-Outer_Full



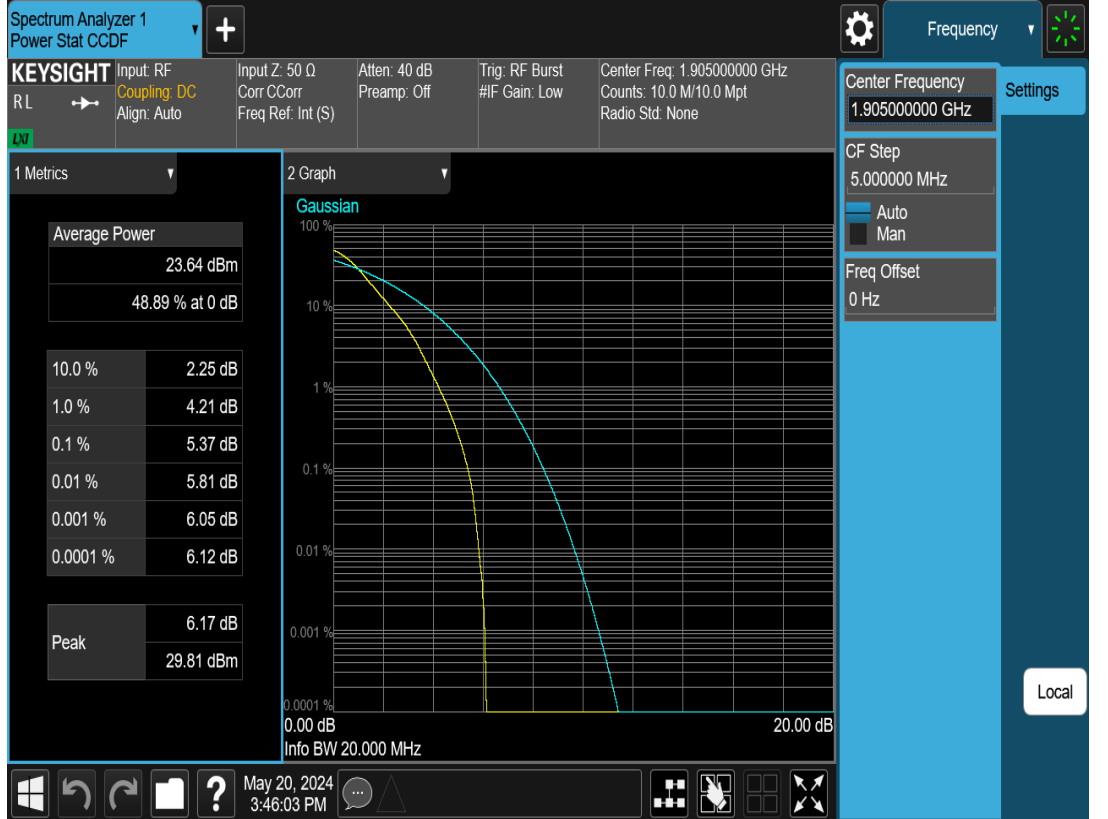
N25-20M-PAPR-M-CP-OFDM-256QAM-Outer_Full



N25-20M-PAPR-H-DFT-s-OFDM-Pi2 BPSK-Outer_Full



N25-20M-PAPR-H-DFT-s-OFDM-QPSK-Outer_Full



N25-20M-PAPR-H-DFT-s-OFDM-16QAM-Outer_Full



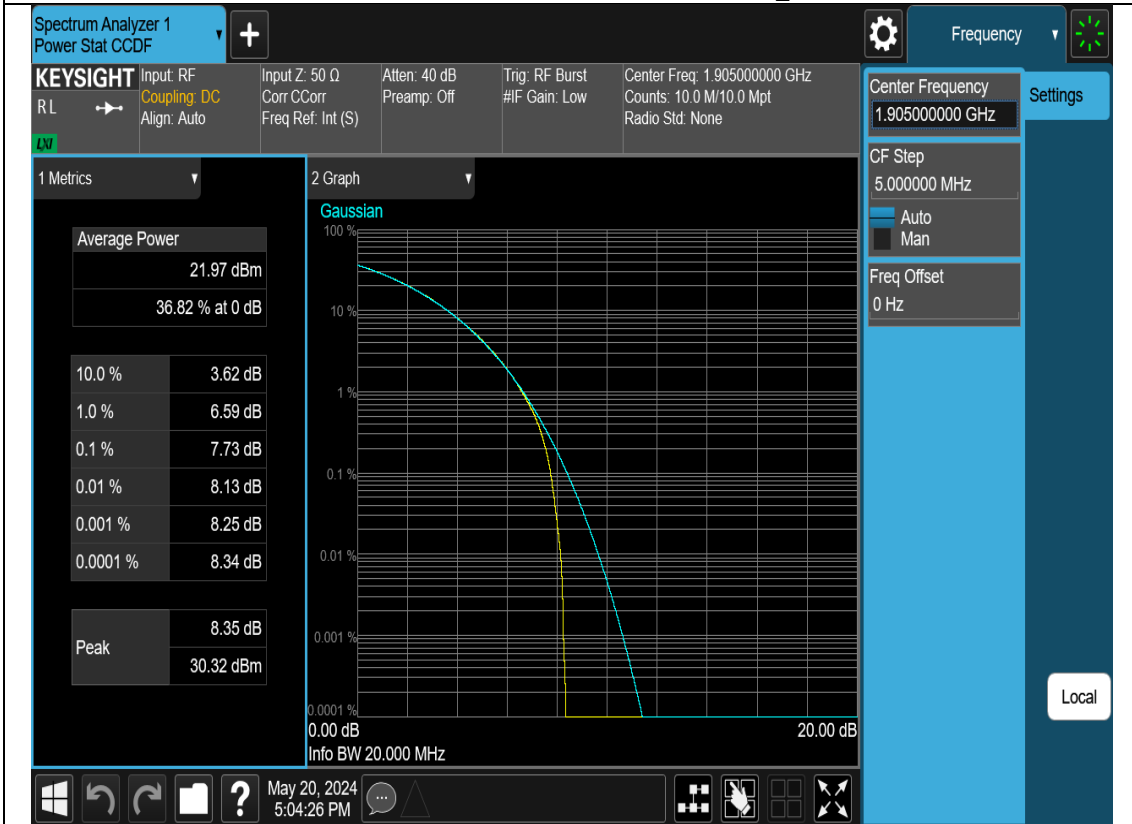
N25-20M-PAPR-H-DFT-s-OFDM-64QAM-Outer_Full



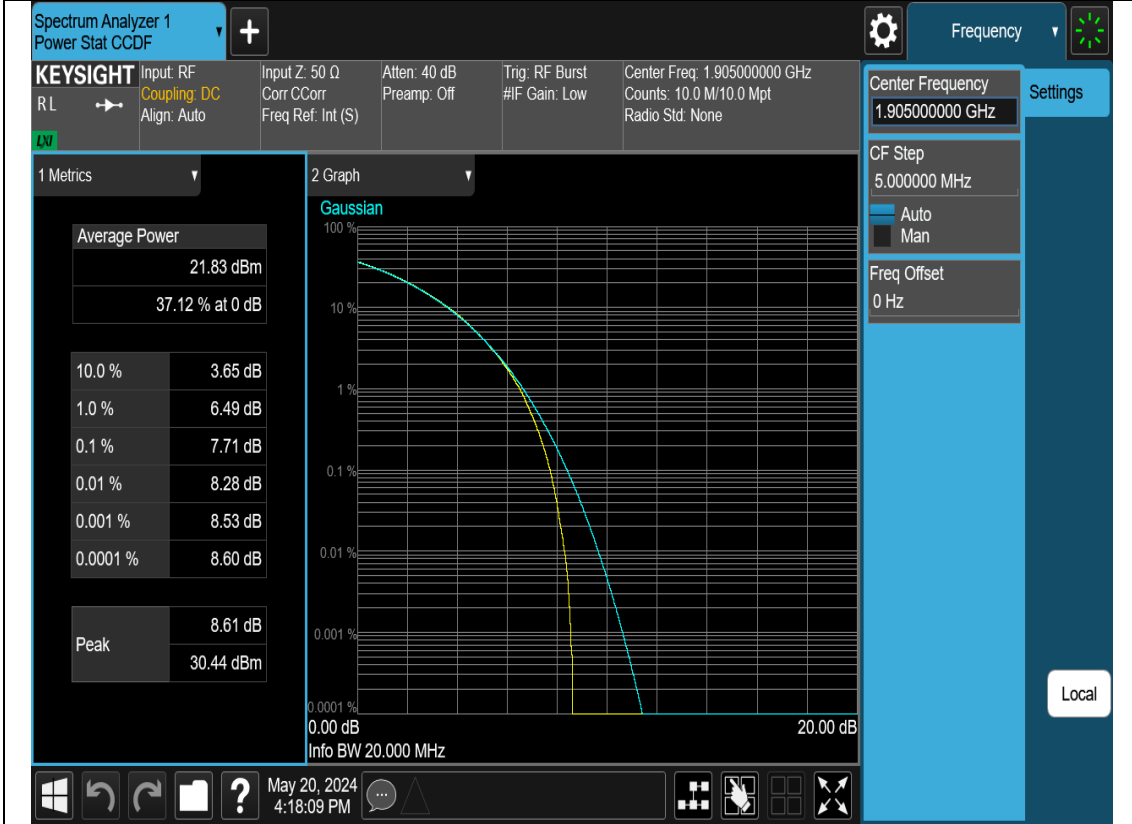
N25-20M-PAPR-H-DFT-s-OFDM-256QAM-Outer_Full



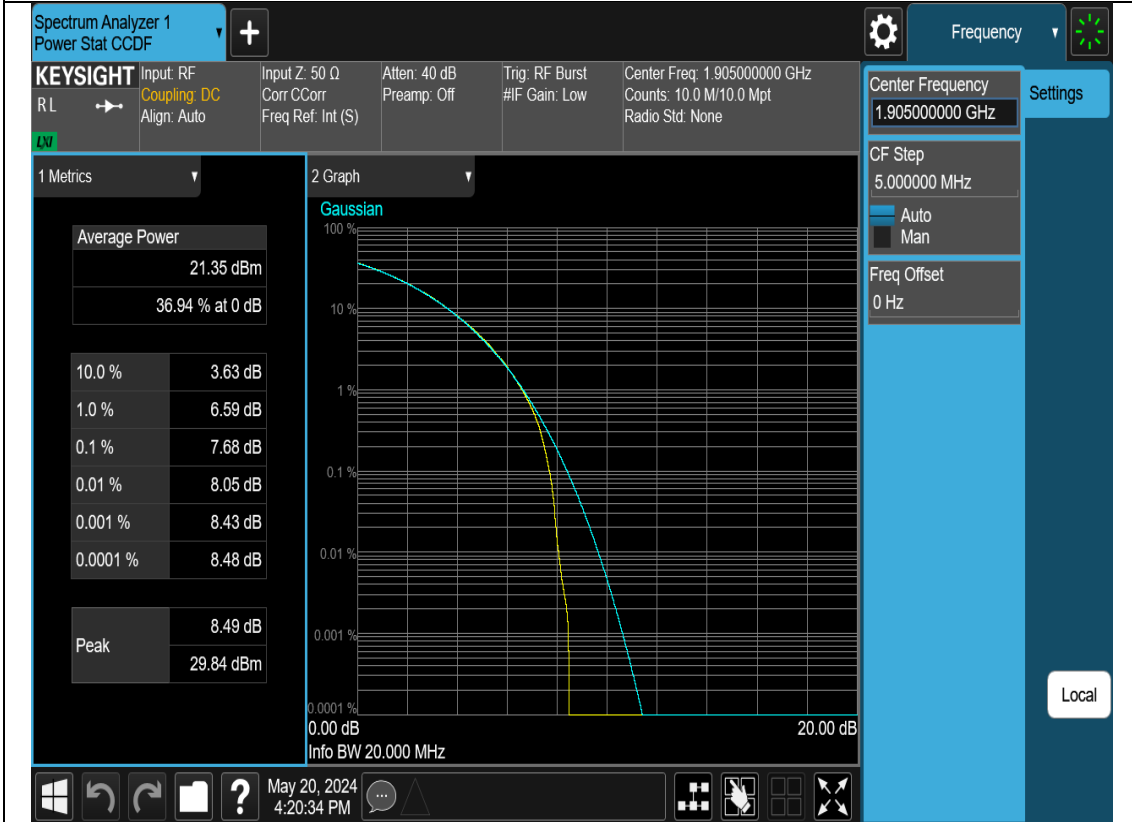
N25-20M-PAPR-H-CP-OFDM-QPSK-Outer_Full



N25-20M-PAPR-H-CP-OFDM-16QAM-Outer_Full



N25-20M-PAPR-H-CP-OFDM-64QAM-Outer_Full



N25-20M-PAPR-H-CP-OFDM-256QAM-Outer_Full

Spectrum Analyzer 1
Power Stat CCDF

KEYSIGHT Input RF
RL Coupling: DC
Align: Auto

Input Z: 50 Ω
Corr: CCorr
Freq Ref: Int (S)

Atten: 40 dB
Preamp: Off

Trig: RF Burst
#F Gain: Low

Center Freq: 1.905000000 GHz
Counts: 10.0 M/10.0 Mpt
Radio Std: None

Center Frequency
1.905000000 GHz

CF Step
5.000000 MHz

Auto
Man

Freq Offset
0 Hz

Settings

Local

1 Metrics

Average Power

18.34 dBm

36.72 % at 0 dB

| | |
|----------|----------|
| 10.0 % | 3.59 dB |
| 1.0 % | 6.66 dB |
| 0.1 % | 8.55 dB |
| 0.01 % | 9.51 dB |
| 0.001 % | 9.88 dB |
| 0.0001 % | 10.04 dB |

Peak

10.10 dB

28.44 dBm

2 Graph

Gaussian

0.0001 %

0.001 %

0.01 %

0.1 %

1 %

10 %

100 %

0.00 dB

20.00 dB

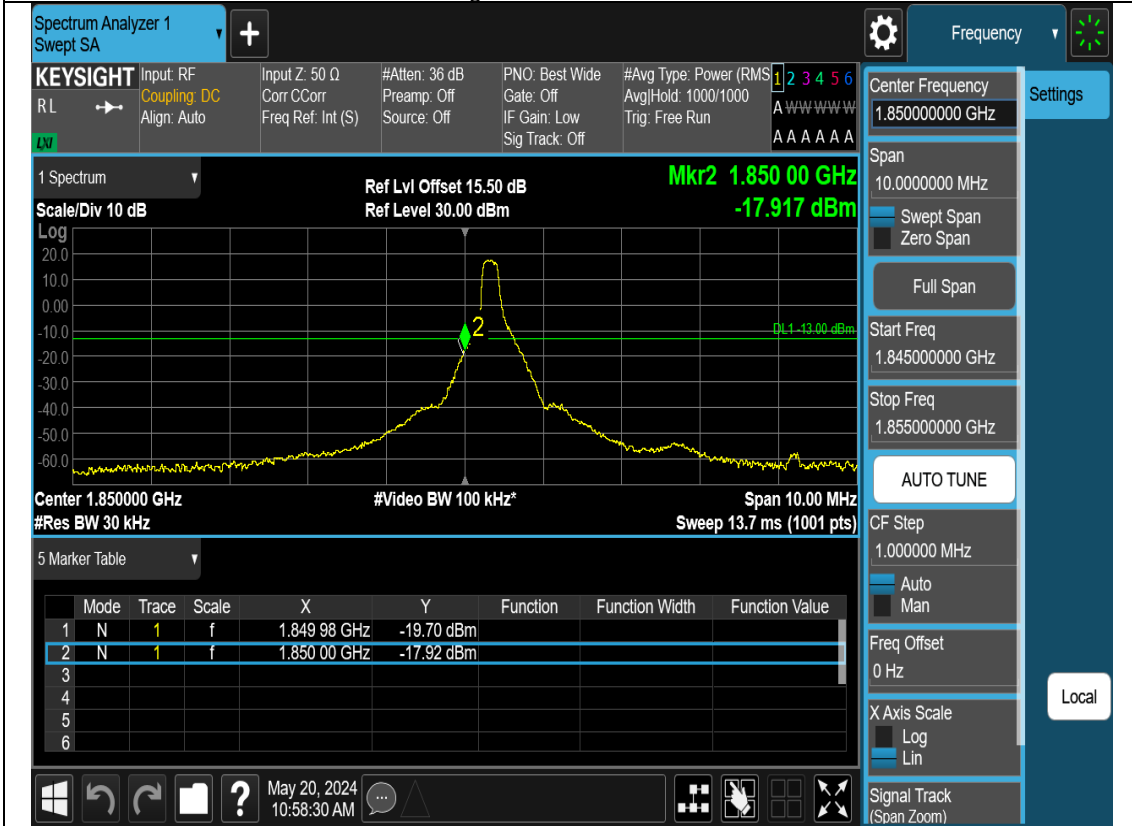
Info BW 20.000 MHz

May 20, 2024
4:23:20 PM

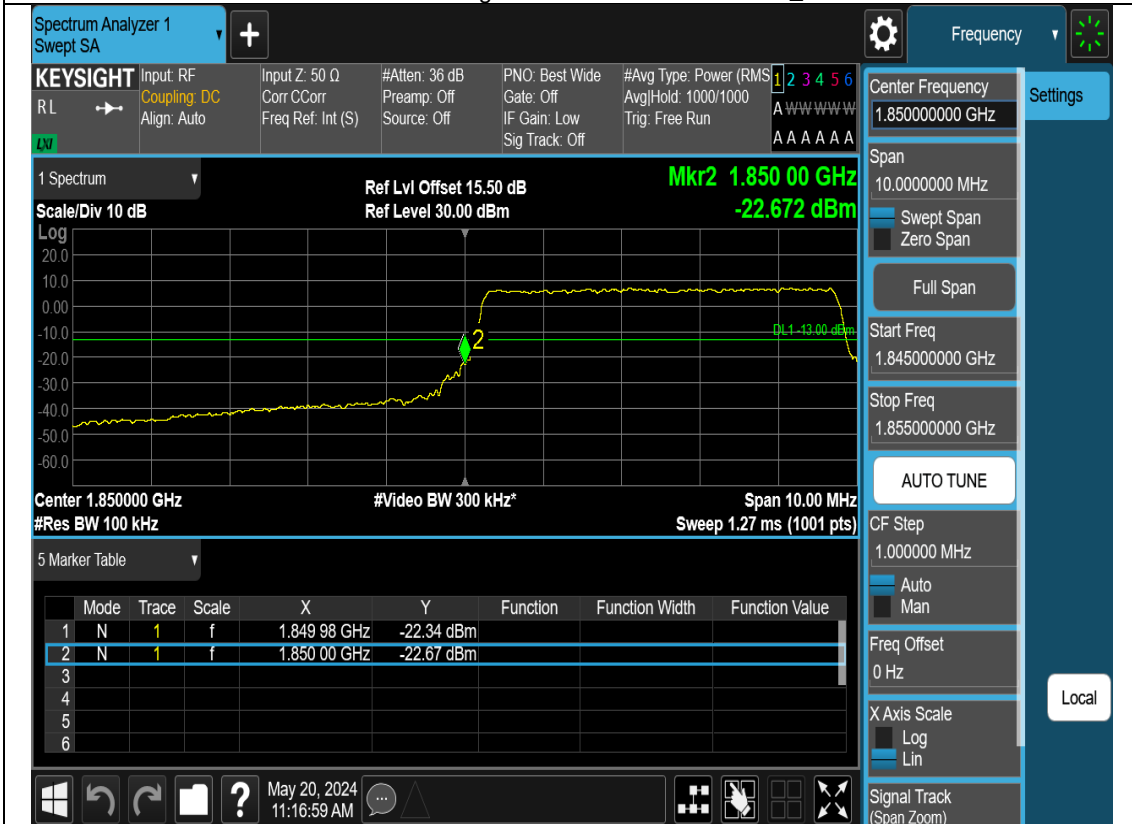
Bandedge test graph



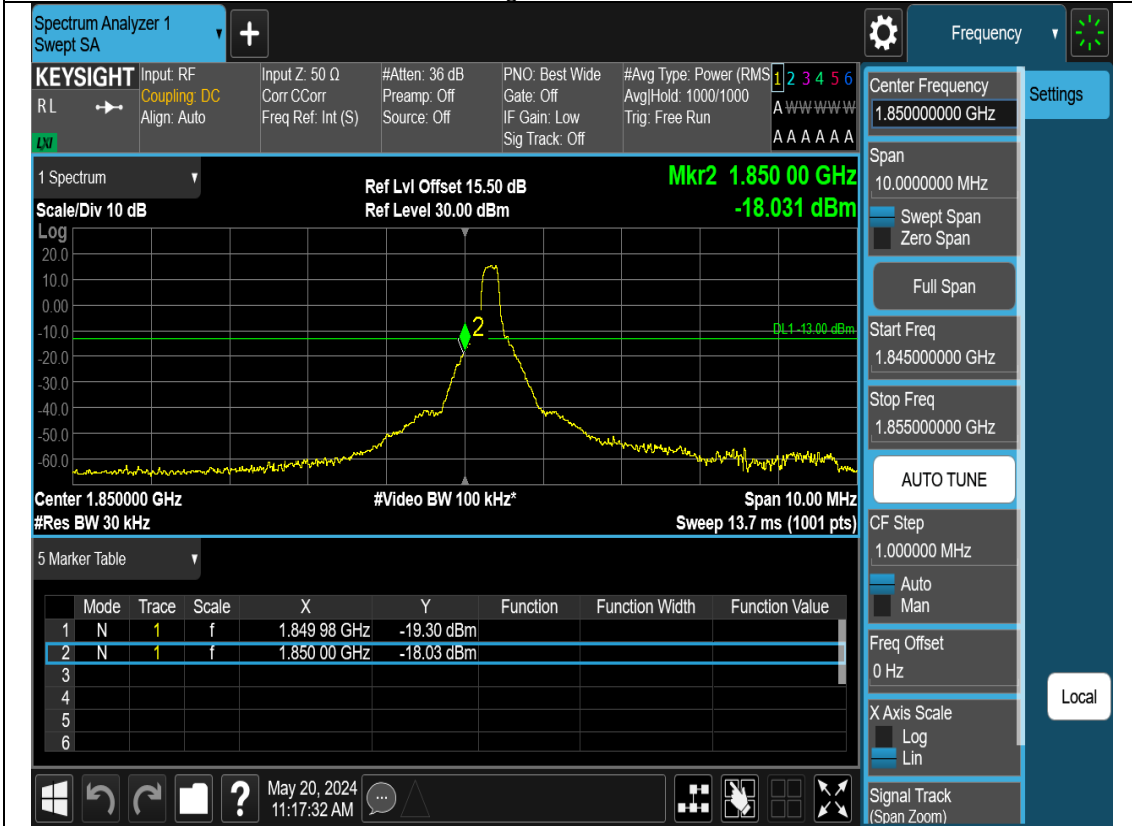
N25-5M-Bandedge-L-DFT-s-OFDM-Pi2 BPSK-1RB0



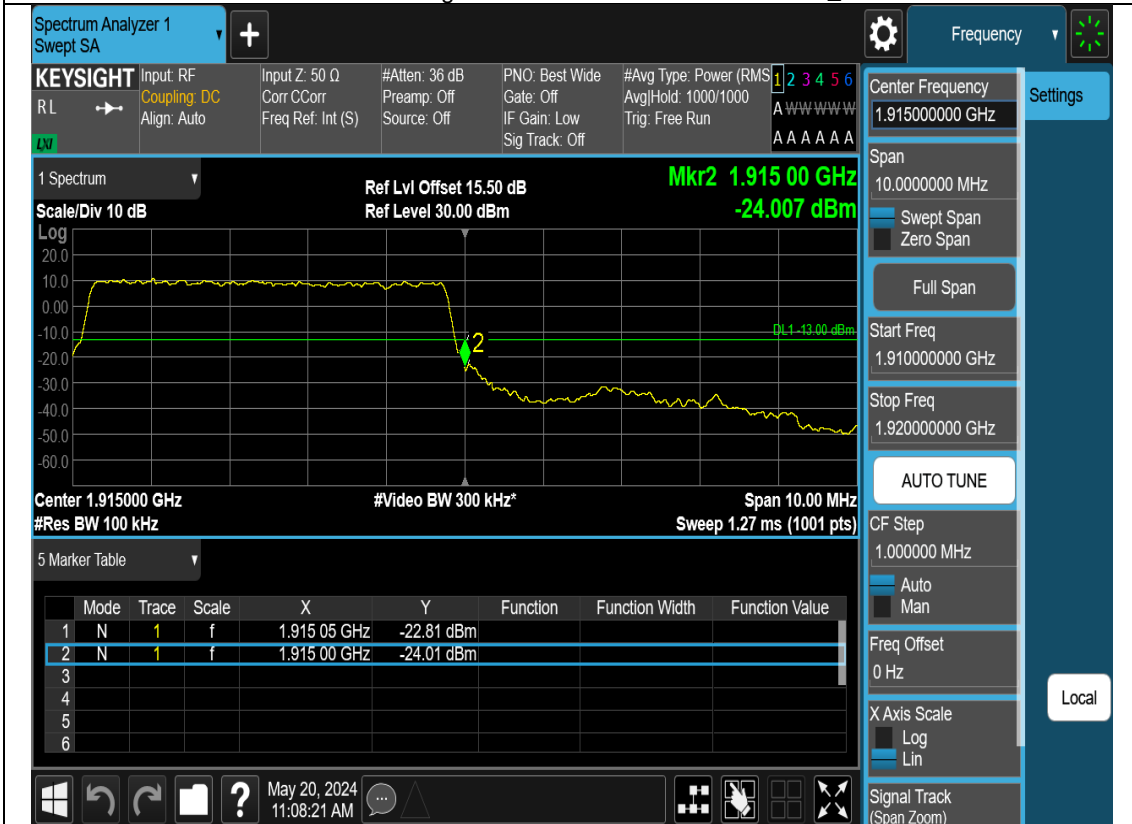
N25-5M-Bandedge-L-CP-OFDM-QPSK-Outer_Full



N25-5M-Bandedge-L-CP-OFDM-QPSK-1RB0



N25-5M-Bandedge-H-DFT-s-OFDM-Pi2 BPSK-Outer_Full



N25-5M-Bandedge-H-DFT-s-OFDM-Pi2 BPSK-1RB_MAX

Spectrum Analyzer 1 Swept SA

KEYSIGHT Input RF Coupling: DC Align: Auto Input Z: 50 Ω Corr: C Corr Freq Ref: Int (S) #Atten: 36 dB Preamp: Off Source: Off PNO: Best Wide Gate: Off IF Gain: Low Sig Track: Off #Avg Type: Power (RMS) 1 2 3 4 5 6 Avg/Hold: 1000/1000 Trig: Free Run A A A A A A

Center Frequency 1.91500000 GHz

Span 10.0000000 MHz

Start Freq 1.910000000 GHz

Stop Freq 1.920000000 GHz

AUTO TUNE

CF Step 1.000000 MHz

Freq Offset 0 Hz

X Axis Scale Log Lin

Signal Track (Span Zoom)

Ref Lvl Offset 15.50 dB Ref Level 30.00 dBm

Mkr2 1.915 00 GHz -18.017 dBm

Scale/Div 10 dB

Log

Center 1.915000 GHz #Res BW 30 kHz #Video BW 100 kHz* Sweep 13.7 ms (1001 pts)

5 Marker Table

| Mode | Trace | Scale | X | Y | Function | Function Width | Function Value |
|------|-------|-------|---|--------------|------------|----------------|----------------|
| 1 | N | 1 | f | 1.915 02 GHz | -20.62 dBm | | |
| 2 | N | 1 | f | 1.915 00 GHz | -18.02 dBm | | |
| 3 | | | | | | | |
| 4 | | | | | | | |
| 5 | | | | | | | |
| 6 | | | | | | | |

May 20, 2024 11:10:41 AM

N25-5M-Bandedge-H-CP-OFDM-QPSK-Outer_Full

Spectrum Analyzer 1 Swept SA

KEYSIGHT Input RF Coupling: DC Align: Auto Input Z: 50 Ω Corr: C Corr Freq Ref: Int (S) #Atten: 36 dB Preamp: Off Source: Off PNO: Best Wide Gate: Off IF Gain: Low Sig Track: Off #Avg Type: Power (RMS) 1 2 3 4 5 6 Avg/Hold: 1000/1000 Trig: Free Run A A A A A A

Center Frequency 1.91500000 GHz

Span 10.0000000 MHz

Start Freq 1.910000000 GHz

Stop Freq 1.920000000 GHz

AUTO TUNE

CF Step 1.000000 MHz

Freq Offset 0 Hz

X Axis Scale Log Lin

Signal Track (Span Zoom)

Ref Lvl Offset 15.50 dB Ref Level 30.00 dBm

Mkr2 1.915 00 GHz -24.386 dBm

Scale/Div 10 dB

Log

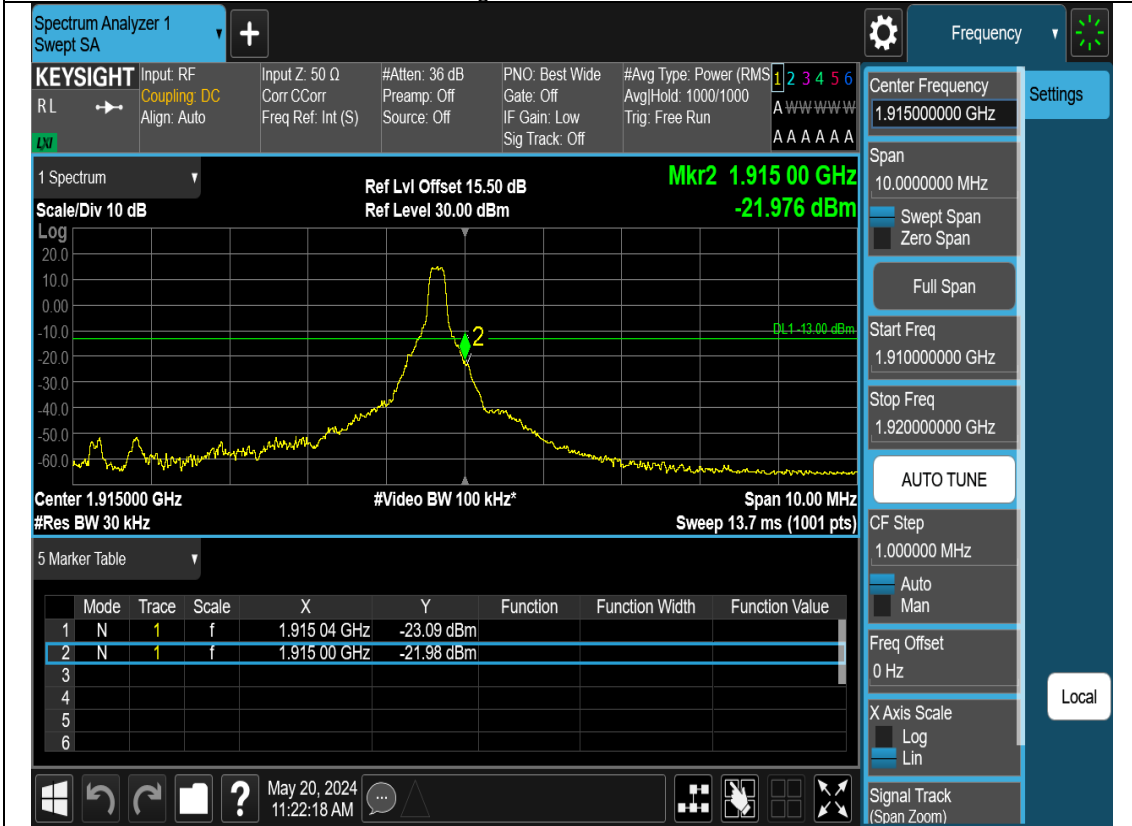
Center 1.915000 GHz #Res BW 100 kHz #Video BW 300 kHz* Sweep 1.27 ms (1001 pts)

5 Marker Table

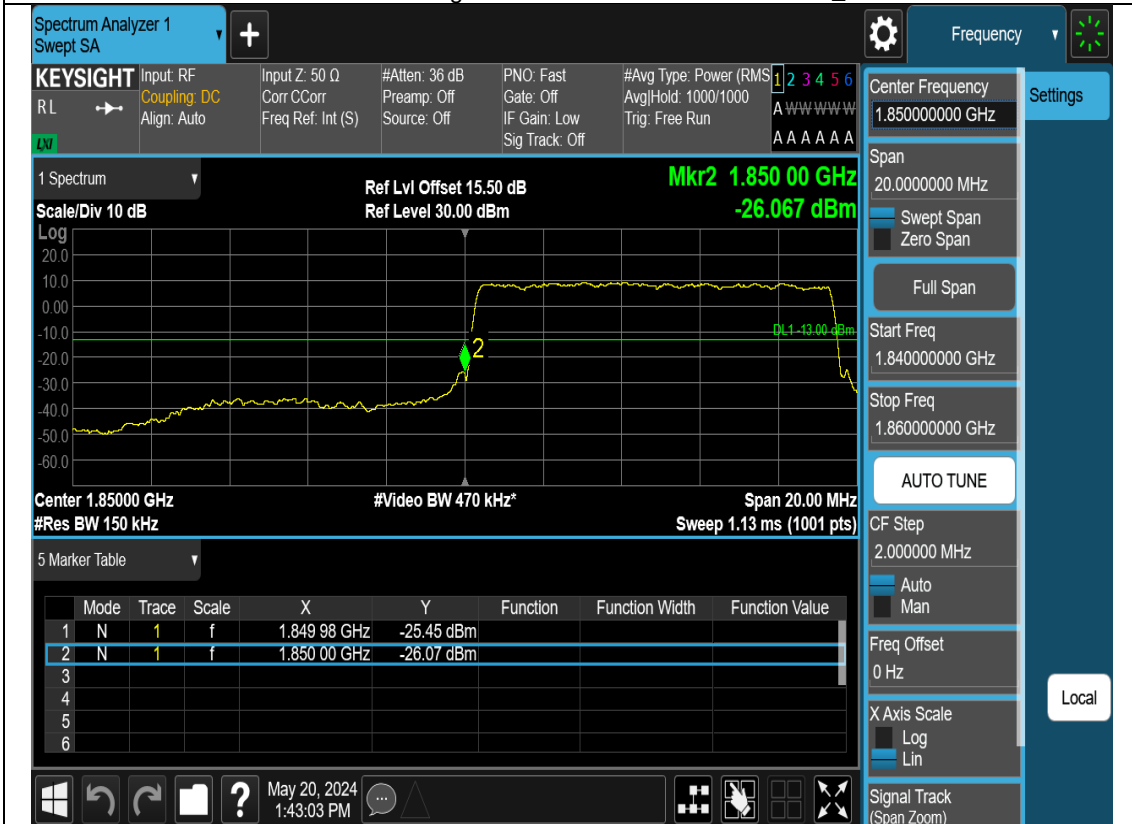
| Mode | Trace | Scale | X | Y | Function | Function Width | Function Value |
|------|-------|-------|---|--------------|------------|----------------|----------------|
| 1 | N | 1 | f | 1.915 02 GHz | -23.91 dBm | | |
| 2 | N | 1 | f | 1.915 00 GHz | -24.39 dBm | | |
| 3 | | | | | | | |
| 4 | | | | | | | |
| 5 | | | | | | | |
| 6 | | | | | | | |

May 20, 2024 11:21:36 AM

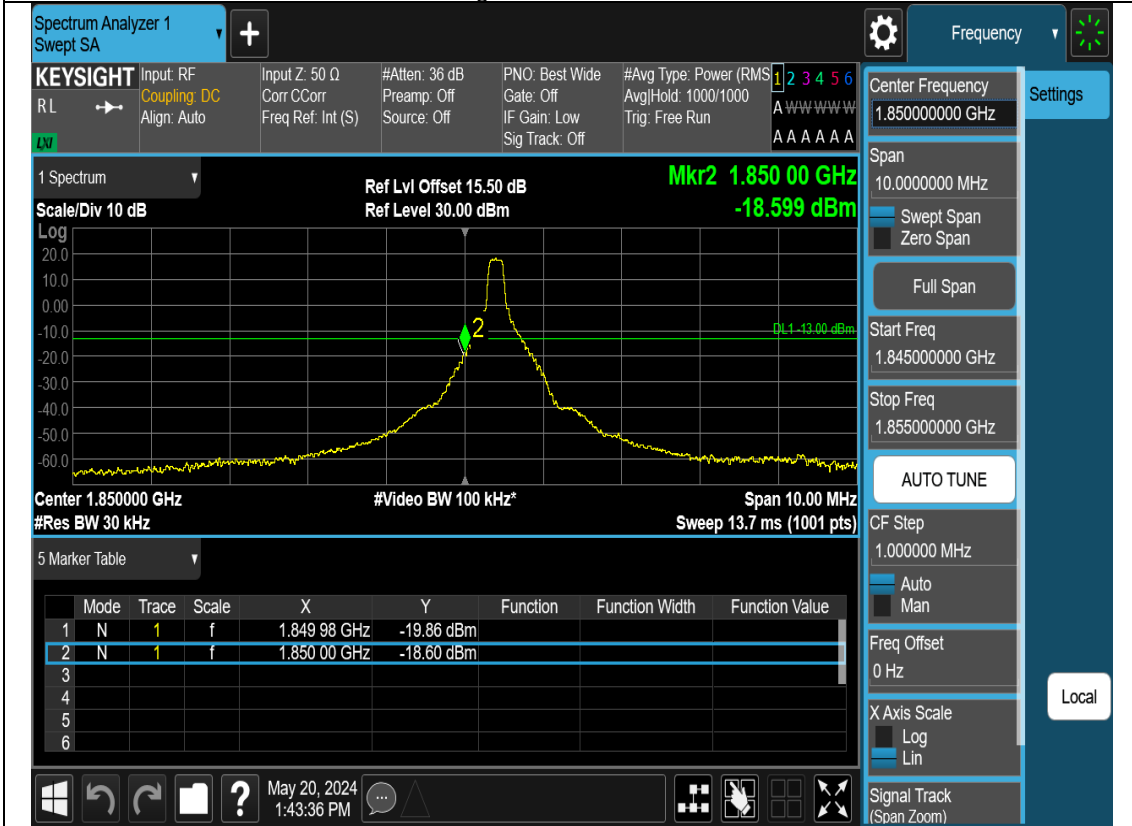
N25-5M-Bandedge-H-CP-OFDM-QPSK-1RB_MAX



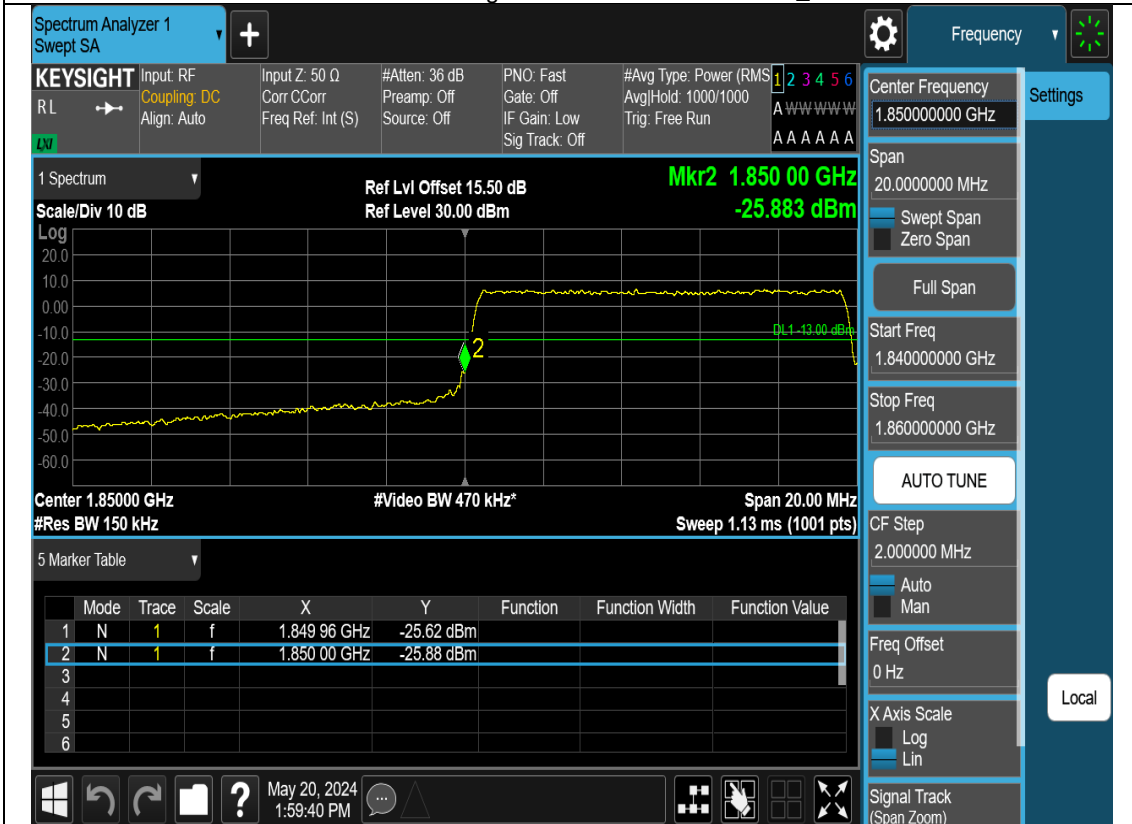
N25-10M-Bandedge-L-DFT-s-OFDM-Pi2 BPSK-Outer_Full



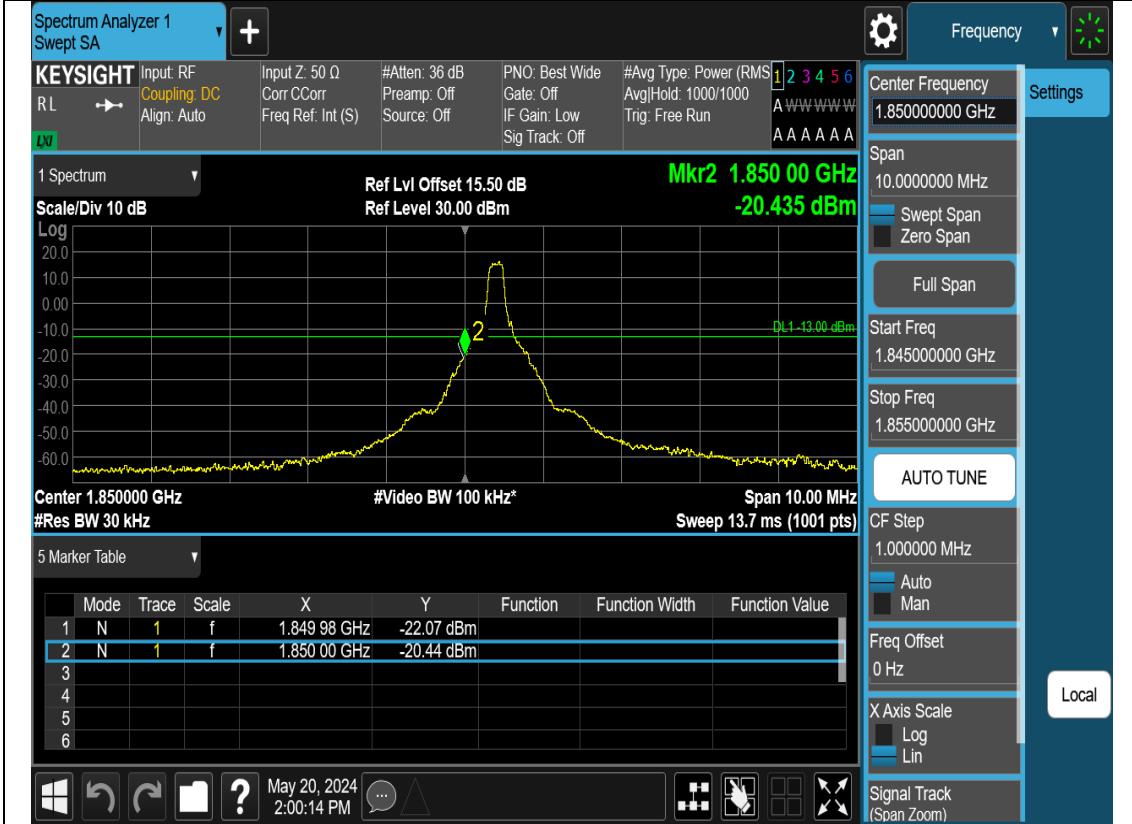
N25-10M-Bandedge-L-DFT-s-OFDM-Pi2 BPSK-1RB0



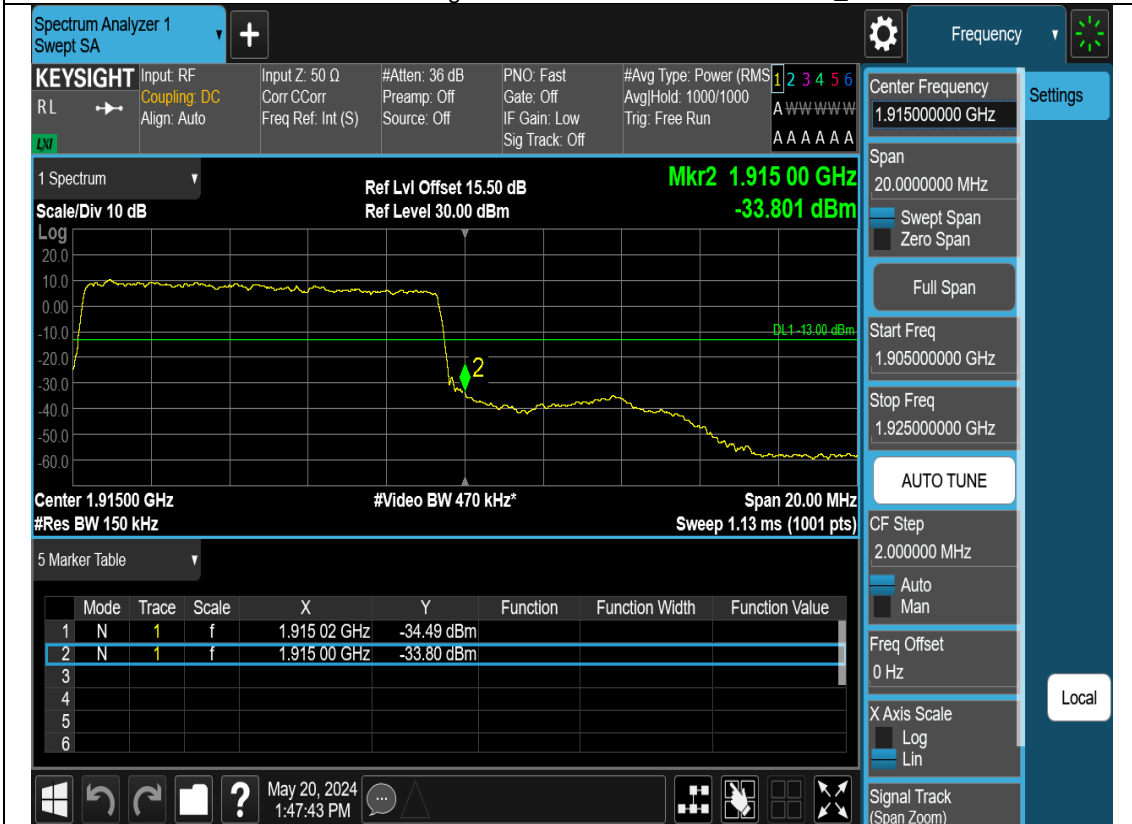
N25-10M-Bandedge-L-CP-OFDM-QPSK-Outer_Full



N25-10M-Bandedge-L-CP-OFDM-QPSK-1RB0



N25-10M-Bandedge-H-DFT-s-OFDM-Pi2 BPSK-Outer_Full



N25-10M-Bandedge-H-DFT-s-OFDM-Pi2 BPSK-1RB_MAX

Spectrum Analyzer 1 Swept SA

KEYSIGHT Input RF Coupling: DC Align: Auto

Input Z: 50 Ω Corr: C Corr Freq Ref: Int (S) #Atten: 36 dB Preamp: Off Source: Off PNO: Best Wide Gate: Off IF Gain: Low Sig Track: Off #Avg Type: Power (RMS) Avg/Hold: 1000/1000 Trig: Free Run

Center Frequency: 1.91500000 GHz

Span: 10.0000000 MHz

Start Freq: 1.910000000 GHz

Stop Freq: 1.920000000 GHz

AUTO TUNE

CF Step: 1.000000 MHz

Freq Offset: 0 Hz

X Axis Scale: Lin

Signal Track (Span Zoom)

Ref Lvl Offset 15.50 dB Ref Level 30.00 dBm

Mkr2 1.915 00 GHz -21.004 dBm

DL1 -13.00 dBm

Center 1.915000 GHz #Res BW 30 kHz #Video BW 100 kHz* Span 10.00 MHz Sweep 13.7 ms (1001 pts)

| Mode | Trace | Scale | X | Y | Function | Function Width | Function Value |
|------|-------|-------|---|--------------|------------|----------------|----------------|
| 1 | N | 1 | f | 1.915 02 GHz | -22.22 dBm | | |
| 2 | N | 1 | f | 1.915 00 GHz | -21.00 dBm | | |
| 3 | | | | | | | |
| 4 | | | | | | | |
| 5 | | | | | | | |
| 6 | | | | | | | |

May 20, 2024 1:48:27 PM

N25-10M-Bandedge-H-CP-OFDM-QPSK-Outer_Full

Spectrum Analyzer 1 Swept SA

KEYSIGHT Input RF Coupling: DC Align: Auto

Input Z: 50 Ω Corr: C Corr Freq Ref: Int (S) #Atten: 36 dB Preamp: Off Source: Off PNO: Fast Gate: Off IF Gain: Low Sig Track: Off #Avg Type: Power (RMS) Avg/Hold: 1000/1000 Trig: Free Run

Center Frequency: 1.91500000 GHz

Span: 20.0000000 MHz

Start Freq: 1.905000000 GHz

Stop Freq: 1.925000000 GHz

AUTO TUNE

CF Step: 2.000000 MHz

Freq Offset: 0 Hz

X Axis Scale: Lin

Signal Track (Span Zoom)

Ref Lvl Offset 15.50 dB Ref Level 30.00 dBm

Mkr2 1.915 00 GHz -27.419 dBm

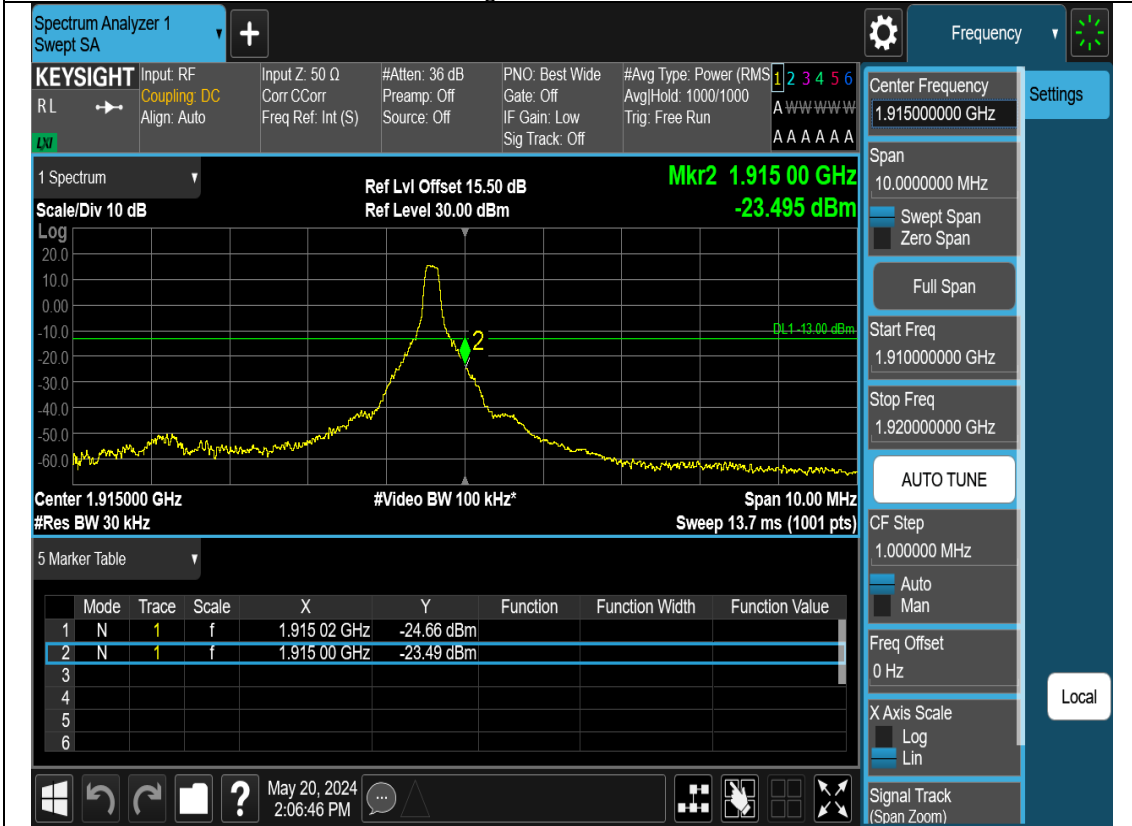
DL1 -13.00 dBm

Center 1.91500 GHz #Res BW 150 kHz #Video BW 470 kHz* Span 20.00 MHz Sweep 1.13 ms (1001 pts)

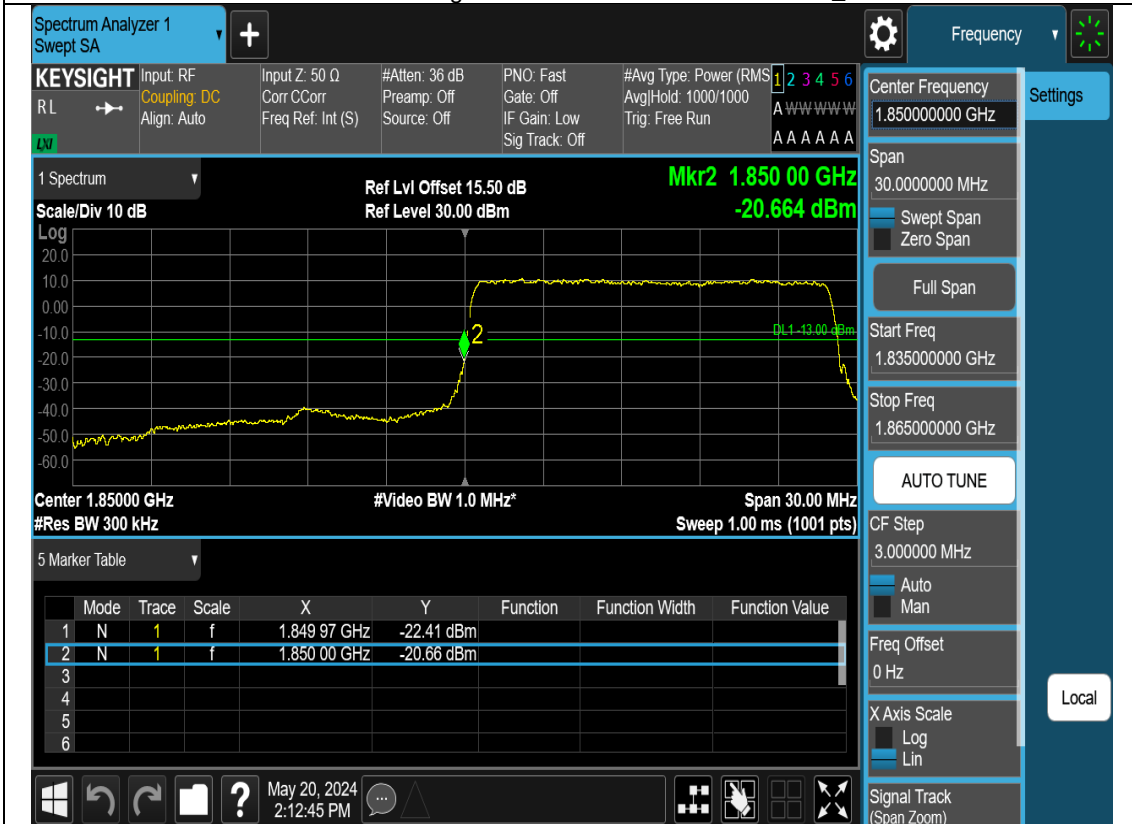
| Mode | Trace | Scale | X | Y | Function | Function Width | Function Value |
|------|-------|-------|---|--------------|------------|----------------|----------------|
| 1 | N | 1 | f | 1.915 04 GHz | -28.18 dBm | | |
| 2 | N | 1 | f | 1.915 00 GHz | -27.42 dBm | | |
| 3 | | | | | | | |
| 4 | | | | | | | |
| 5 | | | | | | | |
| 6 | | | | | | | |

May 20, 2024 2:04:17 PM

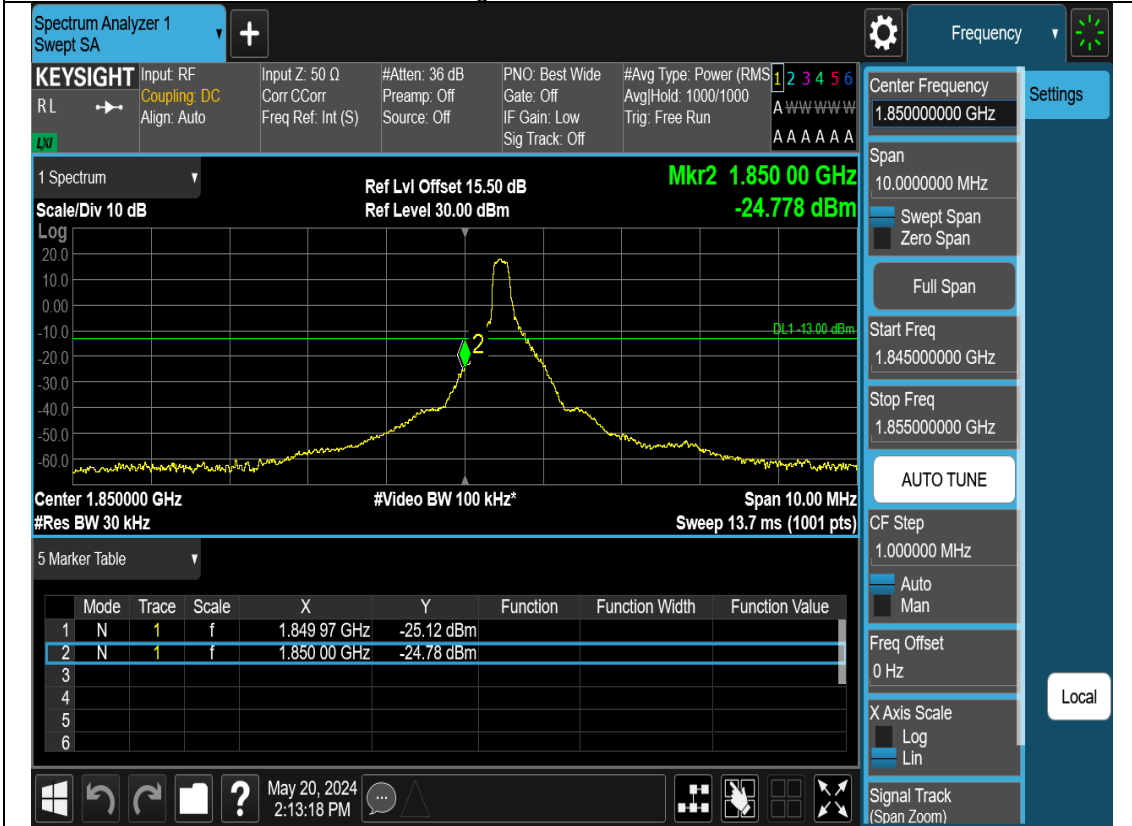
N25-10M-Bandedge-H-CP-OFDM-QPSK-1RB_MAX



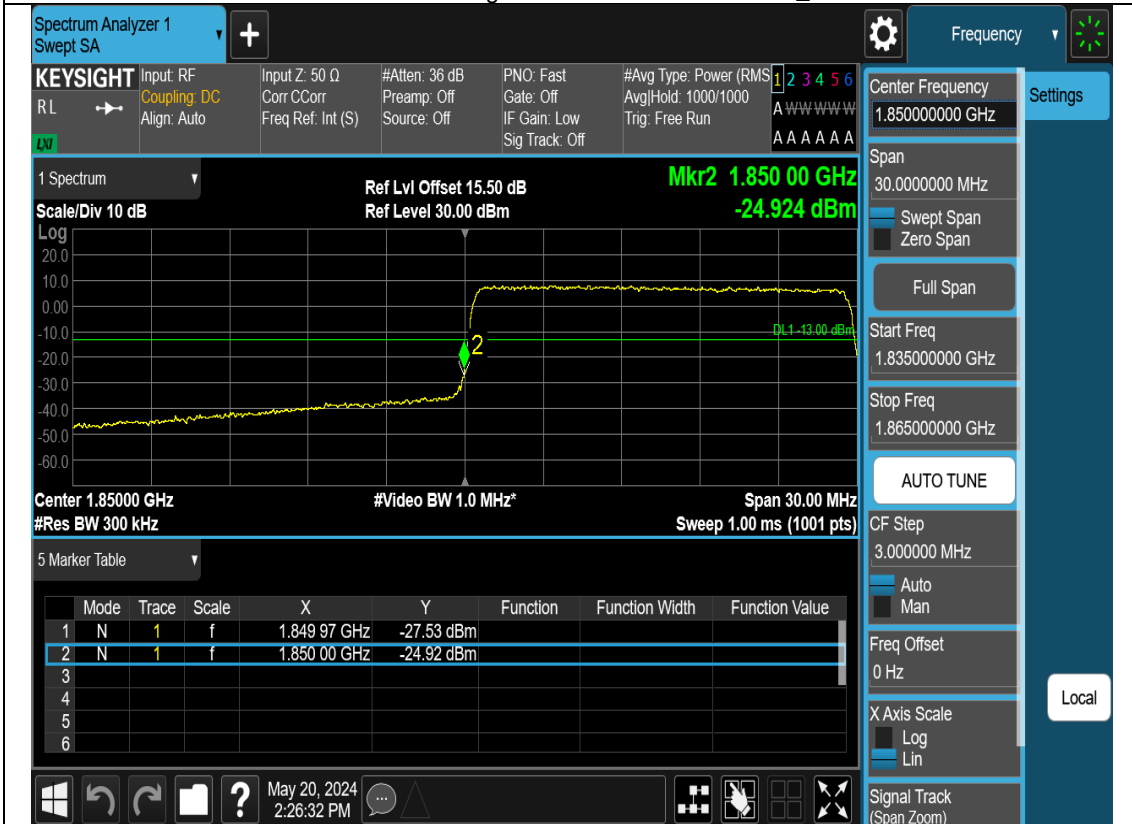
N25-15M-Bandedge-L-DFT-s-OFDM-Pi2 BPSK-Outer_Full



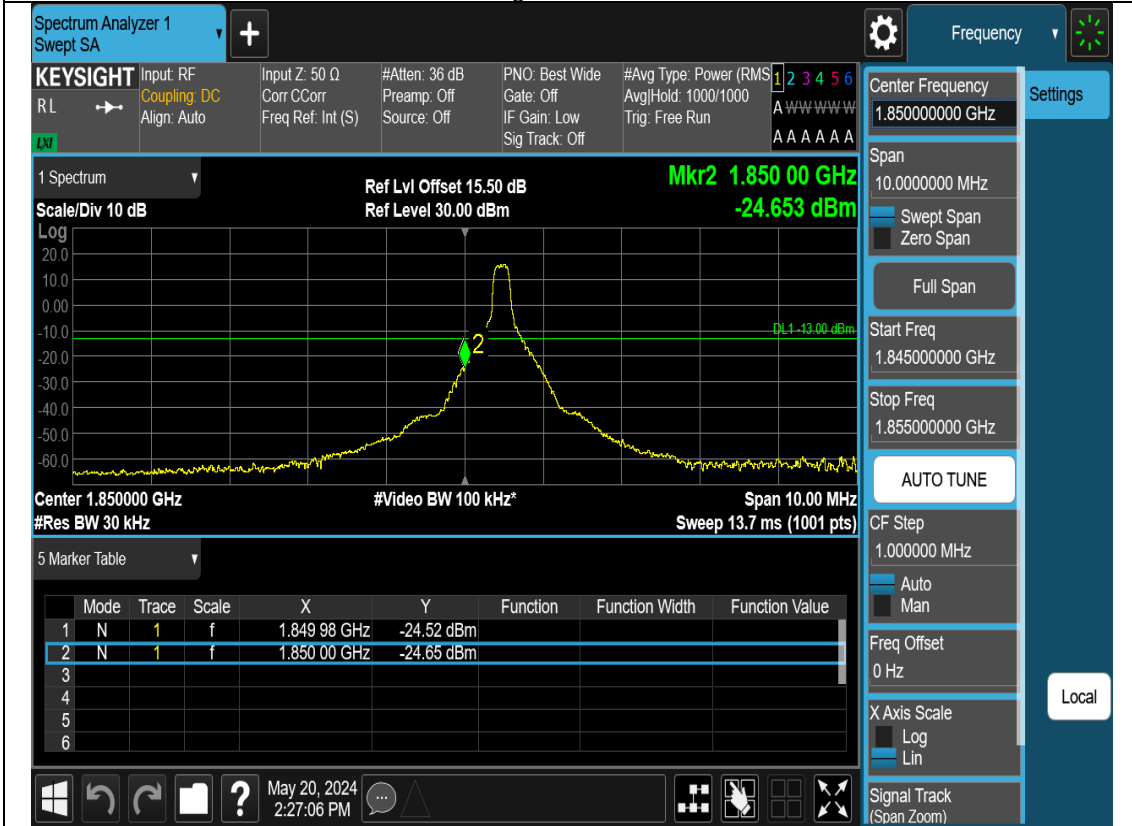
N25-15M-Bandedge-L-DFT-s-OFDM-Pi2 BPSK-1RB0



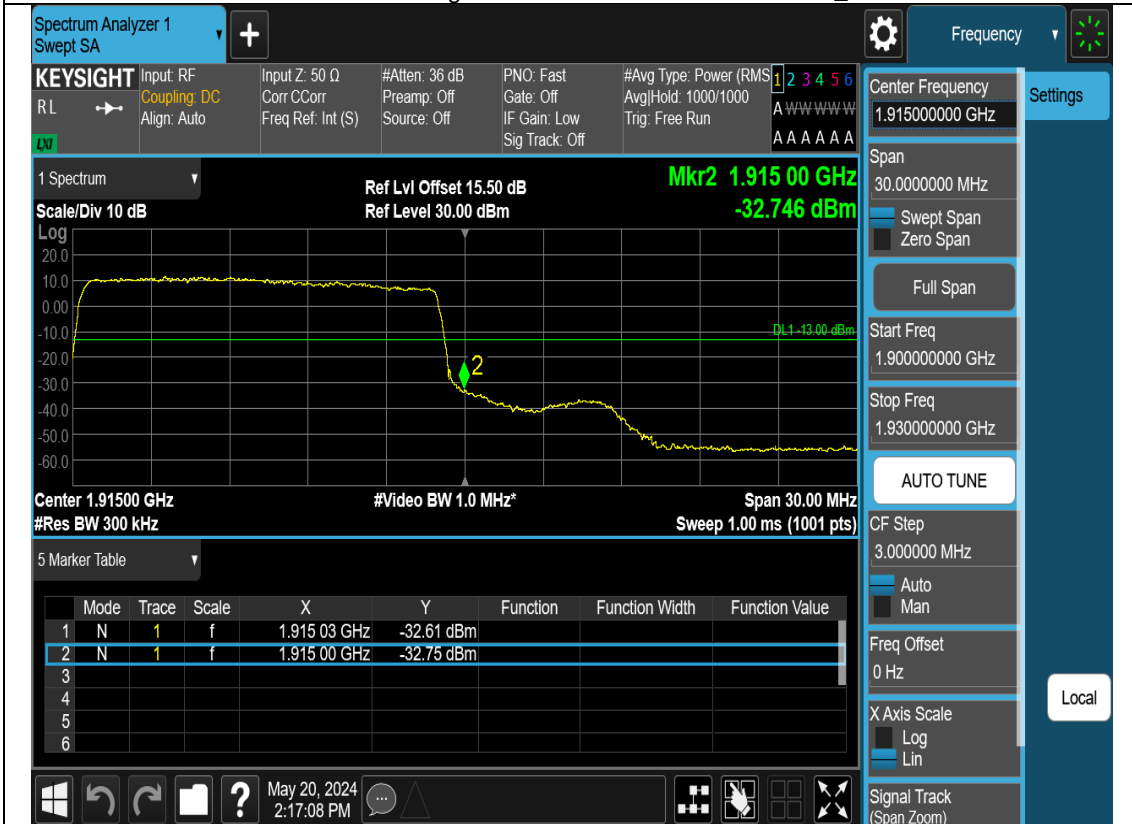
N25-15M-Bandedge-L-CP-OFDM-QPSK-Outer_Full



N25-15M-Bandedge-L-CP-OFDM-QPSK-1RB0



N25-15M-Bandedge-H-DFT-s-OFDM-Pi2 BPSK-Outer_Full



N25-15M-Bandedge-H-DFT-s-OFDM-Pi2 BPSK-1RB_MAX

Spectrum Analyzer 1 Swept SA

KEYSIGHT Input RF Input Z: 50 Ω #Atten: 36 dB PNO: Best Wide #Avg Type: Power (RMS) 1 2 3 4 5 6
 RL Coupling: DC Corr: C Corr Freq Ref: Int (S) Preamp: Off Gate: Off Avg/Hold: 1000/1000 A www www w
 Align: Auto Freq Ref: Int (S) Source: Off IF Gain: Low Trig: Free Run A A A A A A

Center Frequency 1.91500000 GHz
 Span 10.0000000 MHz
 Start Freq 1.910000000 GHz
 Stop Freq 1.920000000 GHz
 AUTO TUNE
 CF Step 1.000000 MHz
 Freq Offset 0 Hz
 X Axis Scale Log
 Signal Track (Span Zoom)

1 Spectrum Ref Lvl Offset 15.50 dB Mkr2 1.915 00 GHz
 Scale/Div 10 dB Ref Level 30.00 dBm -25.434 dBm
 Log
 20.0
 10.0
 0.00
 -10.0
 -20.0
 -30.0
 -40.0
 -50.0
 -60.0
 Center 1.915000 GHz #Video BW 100 kHz* Span 10.00 MHz
 #Res BW 30 kHz Sweep 13.7 ms (1001 pts)

5 Marker Table

| Mode | Trace | Scale | X | Y | Function | Function Width | Function Value |
|------|-------|-------|---|--------------|------------|----------------|----------------|
| 1 | N | 1 | f | 1.915 03 GHz | -26.30 dBm | | |
| 2 | N | 1 | f | 1.915 00 GHz | -25.43 dBm | | |
| 3 | | | | | | | |
| 4 | | | | | | | |
| 5 | | | | | | | |
| 6 | | | | | | | |

May 20, 2024 2:19:42 PM

N25-15M-Bandedge-H-CP-OFDM-QPSK-Outer_Full

Spectrum Analyzer 1 Swept SA

KEYSIGHT Input RF Input Z: 50 Ω #Atten: 36 dB PNO: Fast #Avg Type: Power (RMS) 1 2 3 4 5 6
 RL Coupling: DC Corr: C Corr Freq Ref: Int (S) Preamp: Off Gate: Off Avg/Hold: 1000/1000 A www www w
 Align: Auto Freq Ref: Int (S) Source: Off IF Gain: Low Trig: Free Run A A A A A A

Center Frequency 1.91500000 GHz
 Span 30.0000000 MHz
 Start Freq 1.900000000 GHz
 Stop Freq 1.930000000 GHz
 AUTO TUNE
 CF Step 3.000000 MHz
 Freq Offset 0 Hz
 X Axis Scale Log
 Signal Track (Span Zoom)

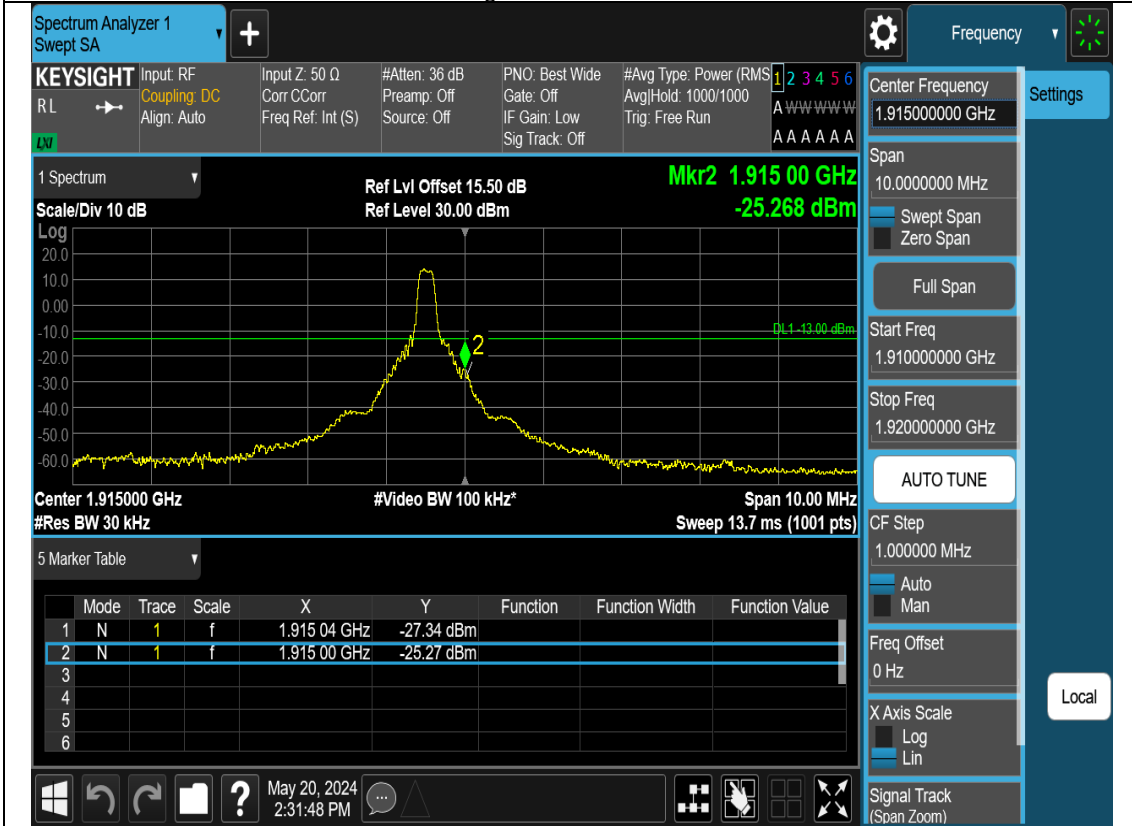
1 Spectrum Ref Lvl Offset 15.50 dB Mkr2 1.915 00 GHz
 Scale/Div 10 dB Ref Level 30.00 dBm -18.679 dBm
 Log
 20.0
 10.0
 0.00
 -10.0
 -20.0
 -30.0
 -40.0
 -50.0
 -60.0
 Center 1.915000 GHz #Video BW 1.0 MHz* Span 30.00 MHz
 #Res BW 300 kHz Sweep 1.00 ms (1001 pts)

5 Marker Table

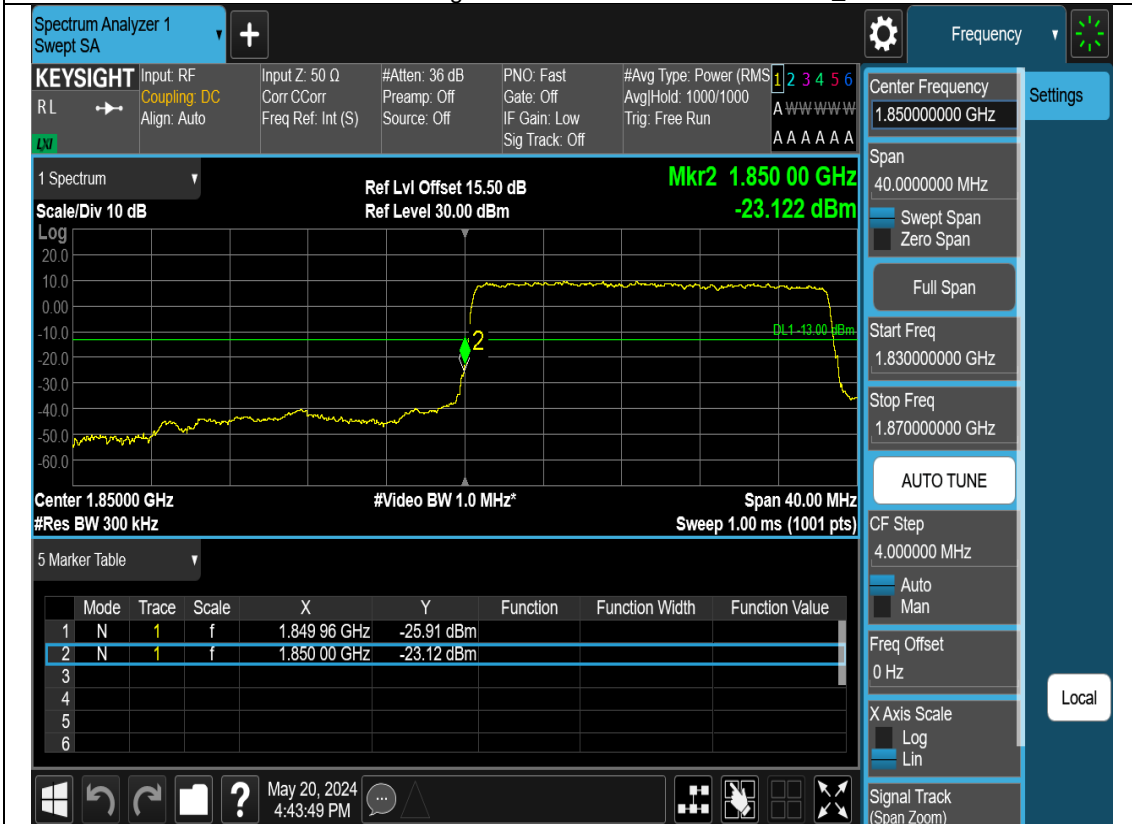
| Mode | Trace | Scale | X | Y | Function | Function Width | Function Value |
|------|-------|-------|---|--------------|------------|----------------|----------------|
| 1 | N | 1 | f | 1.915 03 GHz | -20.89 dBm | | |
| 2 | N | 1 | f | 1.915 00 GHz | -18.68 dBm | | |
| 3 | | | | | | | |
| 4 | | | | | | | |
| 5 | | | | | | | |
| 6 | | | | | | | |

May 20, 2024 2:31:09 PM

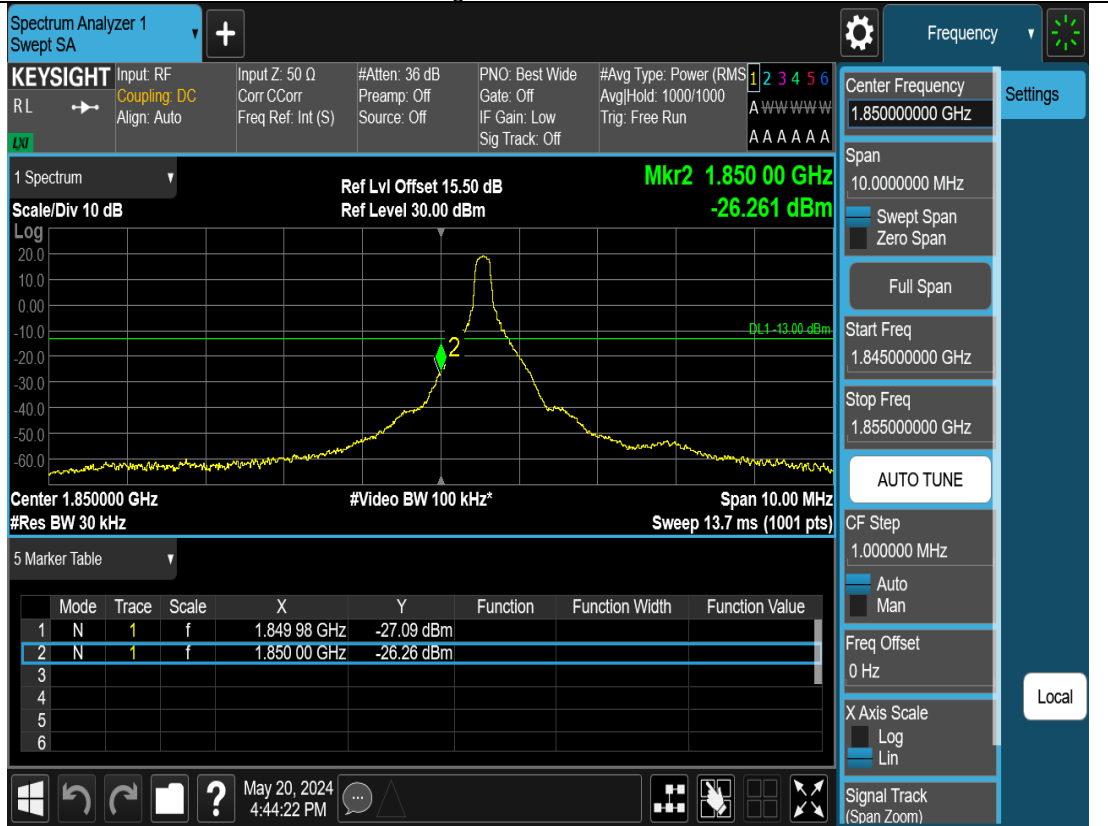
N25-15M-Bandedge-H-CP-OFDM-QPSK-1RB_MAX



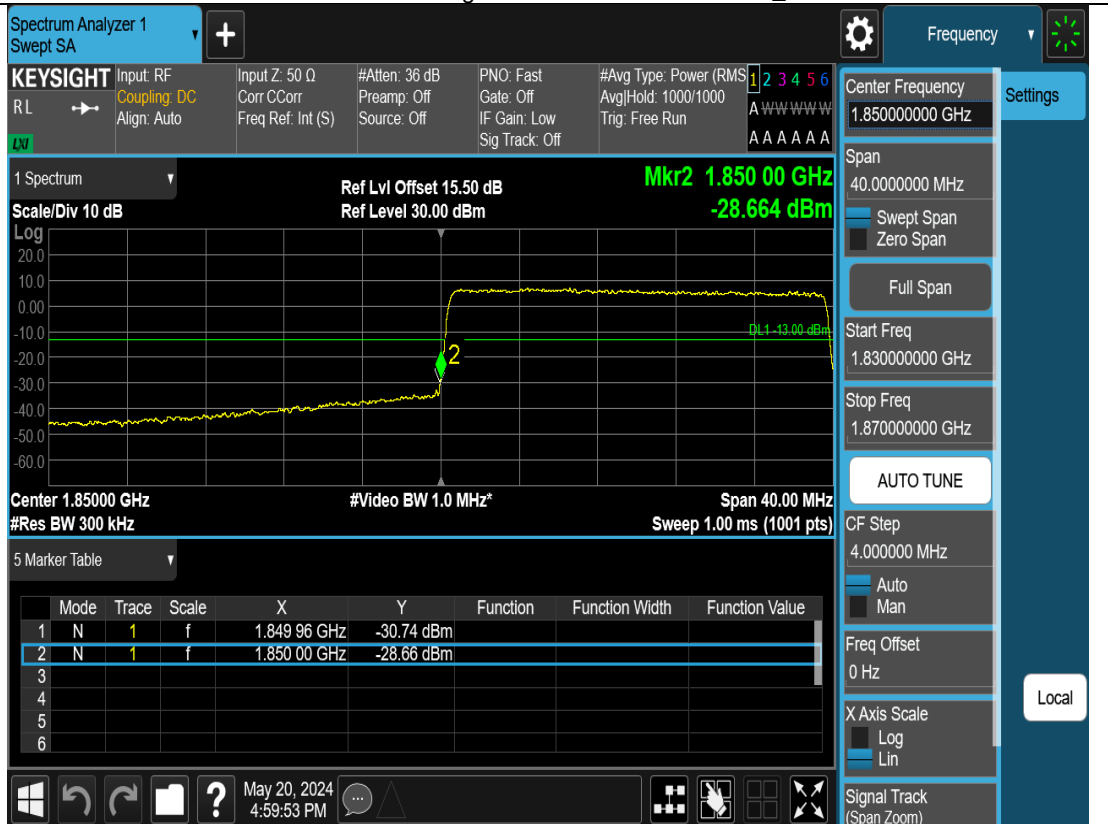
N25-20M-Bandedge-L-DFT-s-OFDM-Pi2 BPSK-Outer_Full



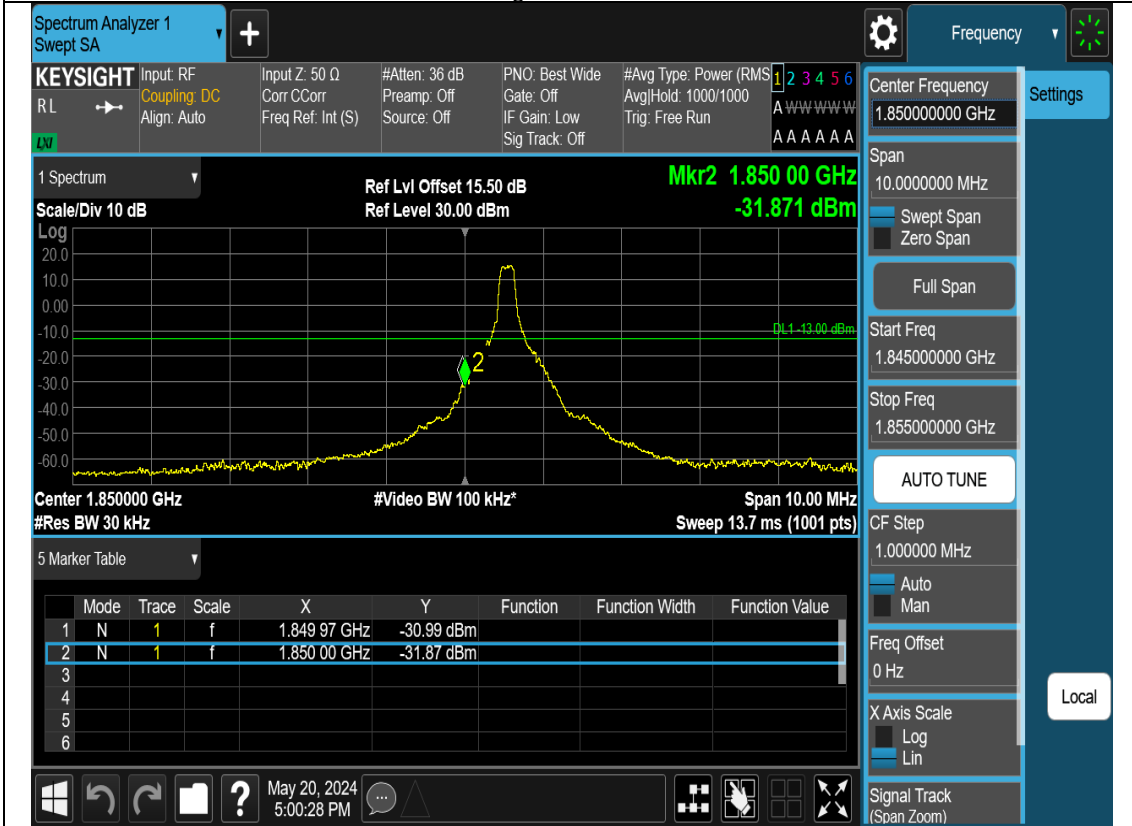
N25-20M-Bandedge-L-DFT-s-OFDM-Pi2 BPSK-1RB0



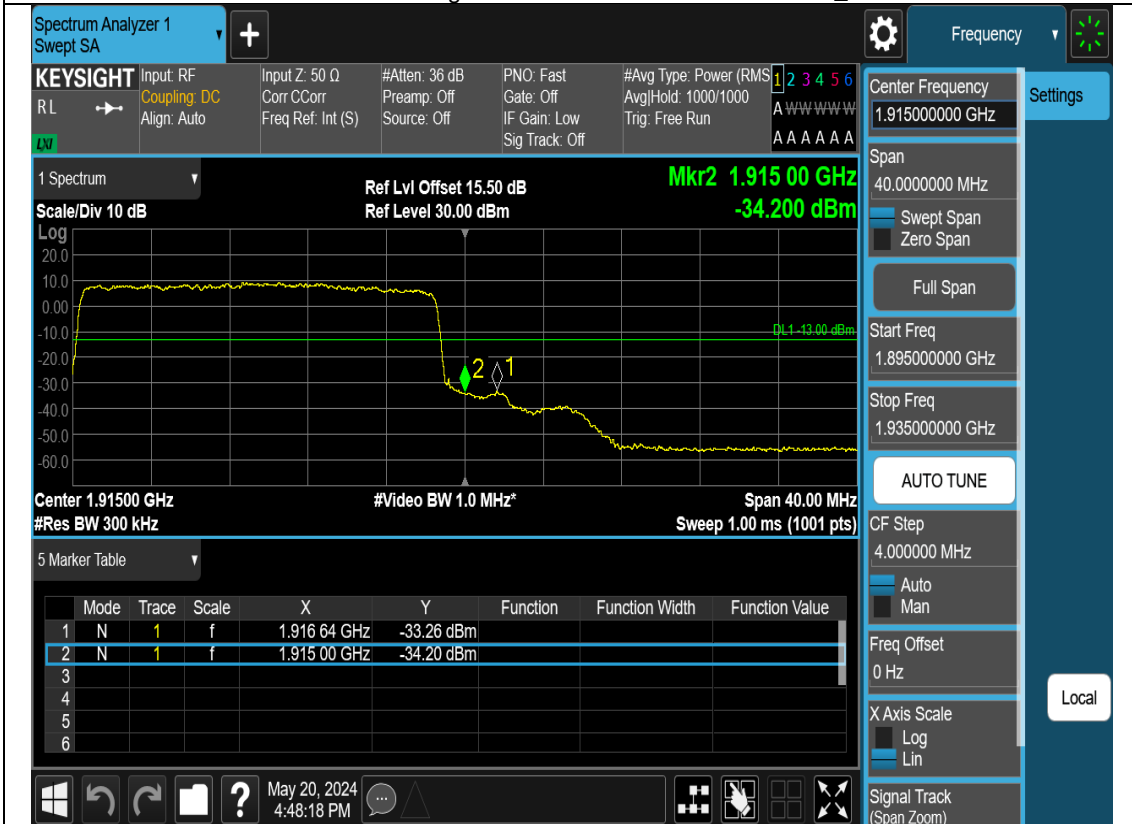
N25-20M-Bandedge-L-CP-OFDM-QPSK-Outer_Full



N25-20M-Bandedge-L-CP-OFDM-QPSK-1RB0



N25-20M-Bandedge-H-DFT-s-OFDM-Pi2 BPSK-Outer_Full



N25-20M-Bandedge-H-DFT-s-OFDM-Pi2 BPSK-1RB_MAX

Spectrum Analyzer 1 Swept SA

KEYSIGHT Input RF Input Z: 50 Ω #Atten: 36 dB PNO: Best Wide #Avg Type: Power (RMS) 1 2 3 4 5 6
 RL Coupling: DC Corr: C Corr Freq Ref: Int (S) Preamp: Off Gate: Off Avg/Hold: 1000/1000 A www www w
 Align: Auto Source: Off IF Gain: Low Trig: Free Run A A A A A A

Center Frequency 1.91500000 GHz
 Span 10.0000000 MHz
 Start Freq 1.910000000 GHz
 Stop Freq 1.920000000 GHz
 AUTO TUNE
 CF Step 1.000000 MHz
 Freq Offset 0 Hz
 X Axis Scale Lin
 Signal Track (Span Zoom)

1 Spectrum Ref Lvl Offset 15.50 dB Mkr2 1.915 00 GHz
 Scale/Div 10 dB Ref Level 30.00 dBm -27.012 dBm
 Log
 20.0
 10.0
 0.00
 -10.0
 -20.0
 -30.0
 -40.0
 -50.0
 -60.0
 DL1 -13.00 dBm

Center 1.915000 GHz #Video BW 100 kHz* Span 10.00 MHz
 #Res BW 30 kHz Sweep 13.7 ms (1001 pts)

5 Marker Table

| Mode | Trace | Scale | X | Y | Function | Function Width | Function Value |
|------|-------|-------|---|--------------|------------|----------------|----------------|
| 1 | N | 1 | f | 1.915 02 GHz | -28.57 dBm | | |
| 2 | N | 1 | f | 1.915 00 GHz | -27.01 dBm | | |
| 3 | | | | | | | |
| 4 | | | | | | | |
| 5 | | | | | | | |
| 6 | | | | | | | |

May 20, 2024 4:50:11 PM

N25-20M-Bandedge-H-CP-OFDM-QPSK-Outer_Full

Spectrum Analyzer 1 Swept SA

KEYSIGHT Input RF Input Z: 50 Ω #Atten: 36 dB PNO: Fast #Avg Type: Power (RMS) 1 2 3 4 5 6
 RL Coupling: DC Corr: C Corr Freq Ref: Int (S) Preamp: Off Gate: Off Avg/Hold: 1000/1000 A www www w
 Align: Auto Source: Off IF Gain: Low Trig: Free Run A A A A A A

Center Frequency 1.91500000 GHz
 Span 40.0000000 MHz
 Start Freq 1.895000000 GHz
 Stop Freq 1.935000000 GHz
 AUTO TUNE
 CF Step 4.000000 MHz
 Freq Offset 0 Hz
 X Axis Scale Lin
 Signal Track (Span Zoom)

1 Spectrum Ref Lvl Offset 15.50 dB Mkr2 1.915 00 GHz
 Scale/Div 10 dB Ref Level 30.00 dBm -25.271 dBm
 Log
 20.0
 10.0
 0.00
 -10.0
 -20.0
 -30.0
 -40.0
 -50.0
 -60.0
 DL1 -13.00 dBm

Center 1.91500 GHz #Video BW 1.0 MHz* Span 40.00 MHz
 #Res BW 300 kHz Sweep 1.00 ms (1001 pts)

5 Marker Table

| Mode | Trace | Scale | X | Y | Function | Function Width | Function Value |
|------|-------|-------|---|--------------|------------|----------------|----------------|
| 1 | N | 1 | f | 1.915 04 GHz | -28.30 dBm | | |
| 2 | N | 1 | f | 1.915 00 GHz | -25.27 dBm | | |
| 3 | | | | | | | |
| 4 | | | | | | | |
| 5 | | | | | | | |
| 6 | | | | | | | |

May 20, 2024 5:04:44 PM

N25-20M-Bandedge-H-CP-OFDM-QPSK-1RB_MAX

Spectrum Analyzer 1
Swept SA

KEYSIGHT Input RF
RL Coupling: DC
Align: Auto

Input Z: 50 Ω
Corr: CCorr
Freq Ref: Int (S)

#Atten: 36 dB
Preamp: Off
Source: Off

PNO: Best Wide
Gate: Off
IF Gain: Low
Sig Track: Off

#Avg Type: Power (RMS)
Avg/Hold: 1000/1000
Trig: Free Run

1 2 3 4 5 6
A W W W W W
A A A A A A

Frequency

Settings

Center Frequency
1.91500000 GHz

Span
10.0000000 MHz

Swept Span
Zero Span

Full Span

Start Freq
1.910000000 GHz

Stop Freq
1.920000000 GHz

AUTO TUNE

CF Step
1.000000 MHz

Auto
Man

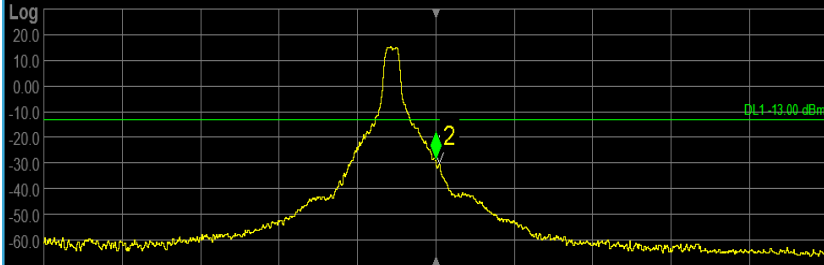
Freq Offset
0 Hz

X Axis Scale
Log
Lin

Signal Track
(Span Zoom)

Local

1 Spectrum
Scale/Div 10 dB
Ref Lvl Offset 15.50 dB
Mkr2 1.915 00 GHz
Ref Level 30.00 dBm
-29.169 dBm

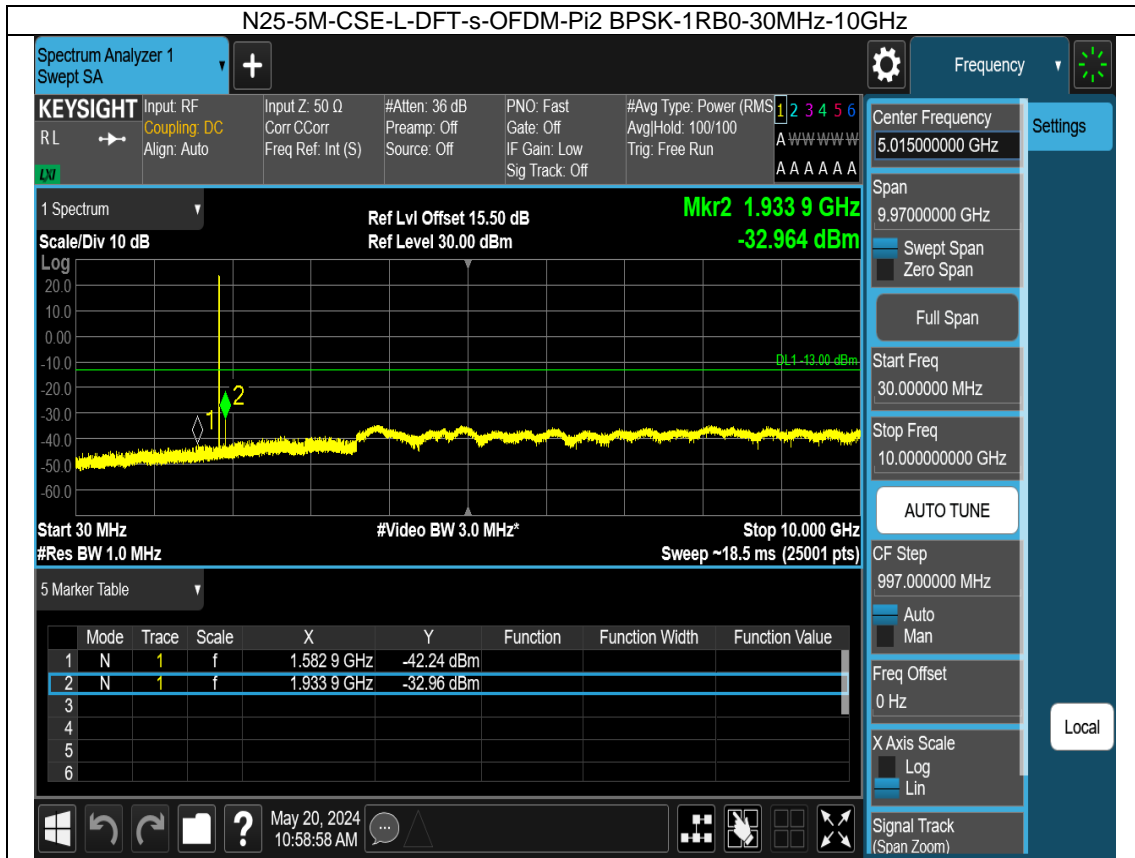


Center 1.915000 GHz #Video BW 100 kHz* Span 10.00 MHz
#Res BW 30 kHz Sweep 13.7 ms (1001 pts)

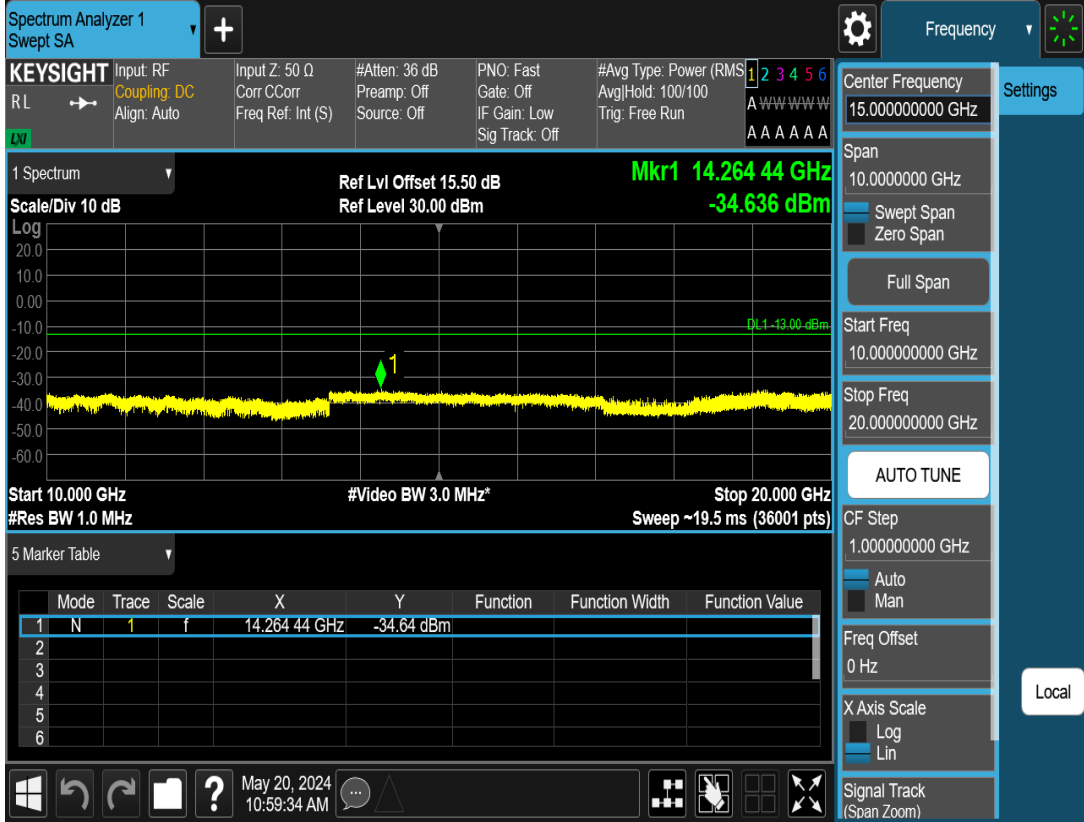
5 Marker Table

| Mode | Trace | Scale | X | Y | Function | Function Width | Function Value |
|------|-------|-------|---|--------------|------------|----------------|----------------|
| 1 | N | 1 | f | 1.915 05 GHz | -30.66 dBm | | |
| 2 | N | 1 | f | 1.915 00 GHz | -29.17 dBm | | |
| 3 | | | | | | | |
| 4 | | | | | | | |
| 5 | | | | | | | |
| 6 | | | | | | | |

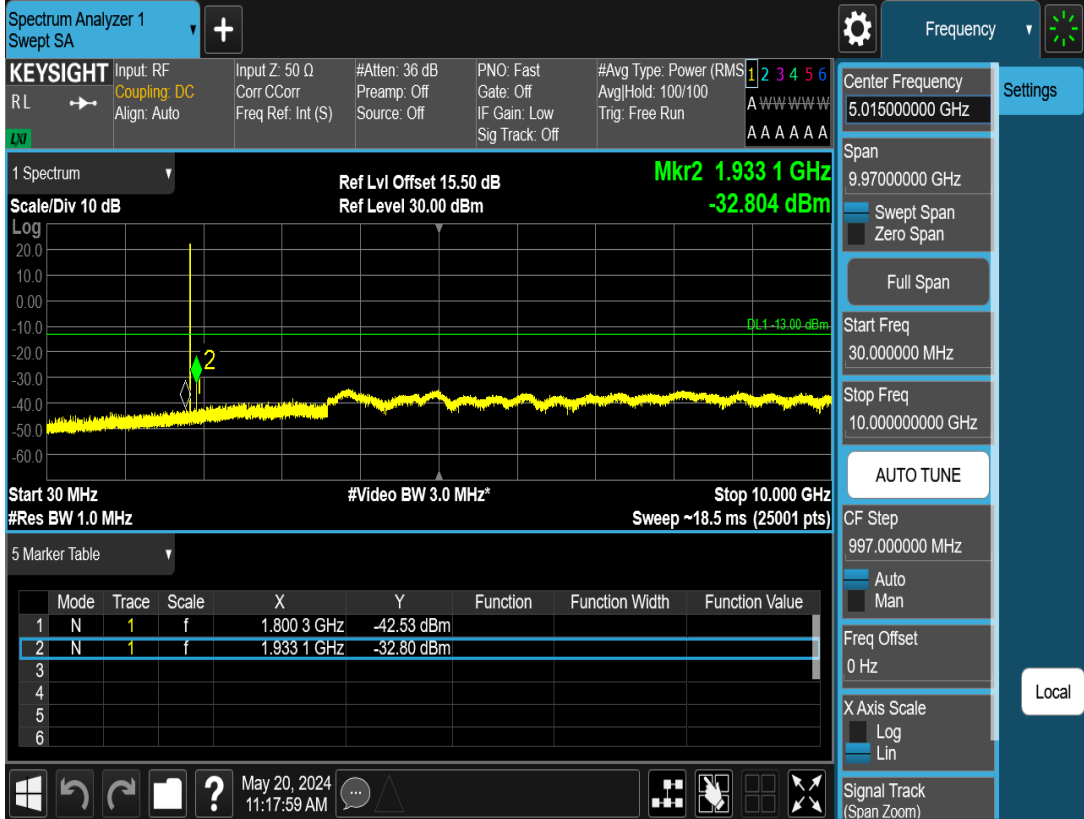
Conducted spurious emissions test graph



N25-5M-CSE-L-DFT-s-OFDM-Pi2 BPSK-1RB0-10GHz-20GHz



N25-5M-CSE-L-CP-OFDM-QPSK-1RB0-30MHz-10GHz



N25-5M-CSE-L-CP-OFDM-QPSK-1RB0-10GHz-20GHz

Spectrum Analyzer 1 Swept SA

KEYSIGHT Input RF Coupling: DC Align: Auto

Input Z: 50 Ω Corr: C Corr Freq Ref: Int (S) #Atten: 36 dB Preamp: Off Source: Off PNO: Fast Gate: Off IF Gain: Low Sig Track: Off #Avg Type: Power (RMS) Avg/Hold: 100/100 Trig: Free Run

Center Frequency: 15.000000000 GHz

Span: 10.0000000 GHz

Start Freq: 10.000000000 GHz

Stop Freq: 20.000000000 GHz

Scale/Div 10 dB

Ref Lvl Offset 15.50 dB Ref Level 30.00 dBm

Mkr1 19.105 28 GHz -34.833 dBm

DL1 -13.00 dBm

Start 10.000 GHz #Res BW 1.0 MHz #Video BW 3.0 MHz* Stop 20.000 GHz Sweep ~19.5 ms (36001 pts)

| Mode | Trace | Scale | X | Y | Function | Function Width | Function Value |
|------|-------|-------|---|---------------|------------|----------------|----------------|
| 1 | N | 1 | f | 19.105 28 GHz | -34.83 dBm | | |
| 2 | | | | | | | |
| 3 | | | | | | | |
| 4 | | | | | | | |
| 5 | | | | | | | |
| 6 | | | | | | | |

May 20, 2024 11:18:35 AM

N25-5M-CSE-M-DFT-s-OFDM-Pi2 BPSK-1RB0-30MHz-10GHz

Spectrum Analyzer 1 Swept SA

KEYSIGHT Input RF Coupling: DC Align: Auto

Input Z: 50 Ω Corr: C Corr Freq Ref: Int (S) #Atten: 36 dB Preamp: Off Source: Off PNO: Fast Gate: Off IF Gain: Low Sig Track: Off #Avg Type: Power (RMS) Avg/Hold: 100/100 Trig: Free Run

Center Frequency: 5.015000000 GHz

Span: 9.970000000 GHz

Start Freq: 30.0000000 MHz

Stop Freq: 10.000000000 GHz

Scale/Div 10 dB

Ref Lvl Offset 15.50 dB Ref Level 30.00 dBm

Mkr2 3.866 5 GHz -34.596 dBm

DL1 -13.00 dBm

Start 30 MHz #Res BW 1.0 MHz #Video BW 3.0 MHz* Stop 10.000 GHz Sweep ~18.5 ms (25001 pts)

| Mode | Trace | Scale | X | Y | Function | Function Width | Function Value |
|------|-------|-------|---|-------------|------------|----------------|----------------|
| 1 | N | 1 | f | 1.722 9 GHz | -42.16 dBm | | |
| 2 | N | 1 | f | 3.866 5 GHz | -34.60 dBm | | |
| 3 | | | | | | | |
| 4 | | | | | | | |
| 5 | | | | | | | |
| 6 | | | | | | | |

May 20, 2024 11:00:47 AM

N25-5M-CSE-M-DFT-s-OFDM-Pi2 BPSK-1RB0-10GHz-20GHz

Spectrum Analyzer 1 Swept SA

KEYSIGHT Input RF Coupling: DC Align: Auto Input Z: 50 Ω Corr: C Corr Freq Ref: Int (S) #Atten: 36 dB Preamp: Off Source: Off PNO: Fast Gate: Off IF Gain: Low Sig Track: Off #Avg Type: Power (RMS) 1 2 3 4 5 6 Avg/Hold: 100/100 Trig: Free Run A A A A A A

Center Frequency 15.000000000 GHz

Span 10.00000000 GHz

Start Freq 10.000000000 GHz

Stop Freq 20.000000000 GHz

Scale/Div 10 dB

Ref Lvl Offset 15.50 dB

Ref Level 30.00 dBm

Mkr1 14.446 67 GHz -34.390 dBm

Log

Start 10.000 GHz #Res BW 1.0 MHz #Video BW 3.0 MHz* Stop 20.000 GHz Sweep ~19.5 ms (36001 pts)

| Mode | Trace | Scale | X | Y | Function | Function Width | Function Value |
|------|-------|-------|---|---------------|----------|----------------|----------------|
| 1 | N | 1 | f | 14.446 67 GHz | | | -34.39 dBm |
| 2 | | | | | | | |
| 3 | | | | | | | |
| 4 | | | | | | | |
| 5 | | | | | | | |
| 6 | | | | | | | |

May 20, 2024 11:01:23 AM

N25-5M-CSE-M-CP-OFDM-QPSK-1RB0-30MHz-10GHz

Spectrum Analyzer 1 Swept SA

KEYSIGHT Input RF Coupling: DC Align: Auto Input Z: 50 Ω Corr: C Corr Freq Ref: Int (S) #Atten: 36 dB Preamp: Off Source: Off PNO: Fast Gate: Off IF Gain: Low Sig Track: Off #Avg Type: Power (RMS) 1 2 3 4 5 6 Avg/Hold: 100/100 Trig: Free Run A A A A A A

Center Frequency 5.015000000 GHz

Span 9.970000000 GHz

Start Freq 30.000000 MHz

Stop Freq 10.000000000 GHz

Scale/Div 10 dB

Ref Lvl Offset 15.50 dB

Ref Level 30.00 dBm

Mkr2 1.962 2 GHz -33.392 dBm

Log

Start 30 MHz #Res BW 1.0 MHz #Video BW 3.0 MHz* Stop 10.000 GHz Sweep ~18.5 ms (25001 pts)

| Mode | Trace | Scale | X | Y | Function | Function Width | Function Value |
|------|-------|-------|---|-------------|----------|----------------|----------------|
| 1 | N | 1 | f | 1.804 7 GHz | | | -42.57 dBm |
| 2 | N | 1 | f | 1.962 2 GHz | | | -33.39 dBm |
| 3 | | | | | | | |
| 4 | | | | | | | |
| 5 | | | | | | | |
| 6 | | | | | | | |

May 20, 2024 11:19:55 AM