

1. Effective (Isotropic) Radiated Power Output Data

1.1 B30_5MHz_EIRP

1.1.1 Test Result

Band: 30 / Bandwidth: 5MHz / NTNV										
Modulation	Frequency (MHz)	RB Allocation		Conducted Power (dBm)	Gain (dBi)	EIRP (dBm)		Verdict		
		Size	Offset			Result	Limit			
QPSK	2307.5	1	0	23.27	-5.70	17.57	<=23.98	Pass		
			13	23.35	-5.70	17.65	<=23.98	Pass		
			24	23.34	-5.70	17.64	<=23.98	Pass		
		12	0	22.33	-5.70	16.63	<=23.98	Pass		
			6	22.35	-5.70	16.65	<=23.98	Pass		
			13	22.36	-5.70	16.66	<=23.98	Pass		
		25	0	22.35	-5.70	16.65	<=23.98	Pass		
		2310	1	0	23.29	-5.70	17.59	<=23.98	Pass	
				13	23.33	-5.70	17.63	<=23.98	Pass	
	24			23.32	-5.70	17.62	<=23.98	Pass		
	12		0	22.29	-5.70	16.59	<=23.98	Pass		
			6	22.29	-5.70	16.59	<=23.98	Pass		
			13	22.28	-5.70	16.58	<=23.98	Pass		
	25		0	22.27	-5.70	16.57	<=23.98	Pass		
	2312.5		1	0	23.36	-5.70	17.66	<=23.98	Pass	
				13	23.40	-5.70	17.70	<=23.98	Pass	
		24		23.33	-5.70	17.63	<=23.98	Pass		
		12	0	22.37	-5.70	16.67	<=23.98	Pass		
			6	22.39	-5.70	16.69	<=23.98	Pass		
			13	22.41	-5.70	16.71	<=23.98	Pass		
		25	0	22.42	-5.70	16.72	<=23.98	Pass		
		16QAM	2307.5	1	0	22.35	-5.70	16.65	<=23.98	Pass
					13	22.36	-5.70	16.66	<=23.98	Pass
	24				22.43	-5.70	16.73	<=23.98	Pass	
12	0			21.38	-5.70	15.68	<=23.98	Pass		
	6			21.40	-5.70	15.70	<=23.98	Pass		
	13			21.36	-5.70	15.66	<=23.98	Pass		
25	0			21.39	-5.70	15.69	<=23.98	Pass		
2310	1			0	22.37	-5.70	16.67	<=23.98	Pass	
				13	22.43	-5.70	16.73	<=23.98	Pass	
			24	22.35	-5.70	16.65	<=23.98	Pass		
	12		0	21.31	-5.70	15.61	<=23.98	Pass		
			6	21.32	-5.70	15.62	<=23.98	Pass		
			13	21.31	-5.70	15.61	<=23.98	Pass		
	25		0	21.30	-5.70	15.60	<=23.98	Pass		
	2312.5		1	0	22.50	-5.70	16.80	<=23.98	Pass	
				13	22.51	-5.70	16.81	<=23.98	Pass	
24				22.60	-5.70	16.90	<=23.98	Pass		
12			0	21.40	-5.70	15.70	<=23.98	Pass		
			6	21.45	-5.70	15.75	<=23.98	Pass		
			13	21.42	-5.70	15.72	<=23.98	Pass		
25			0	21.43	-5.70	15.73	<=23.98	Pass		

Note1: EIRP=Conducted Power+Antenna Gain

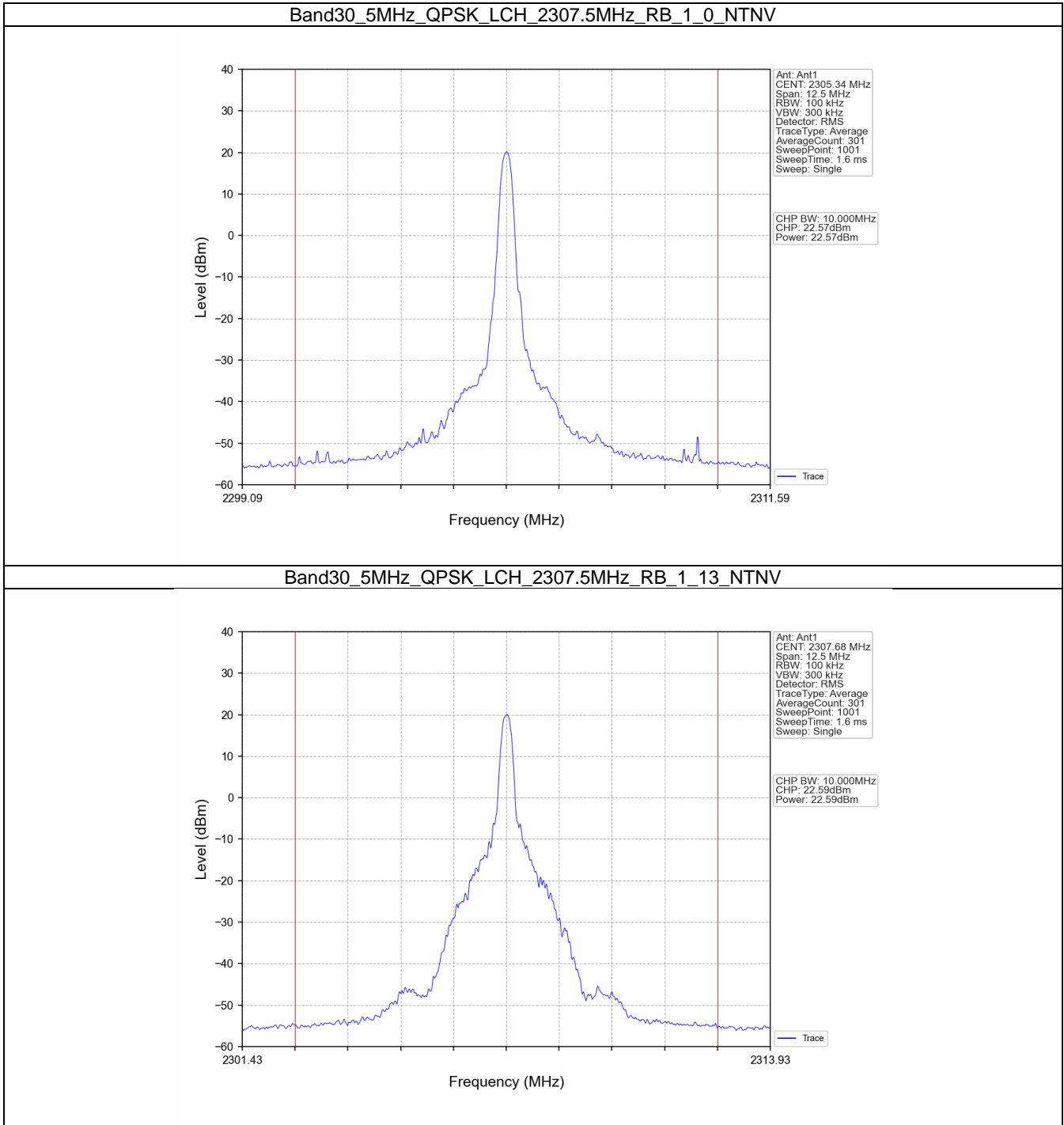
1.2 B30_5MHz_EIRP

1.2.1 Test Result

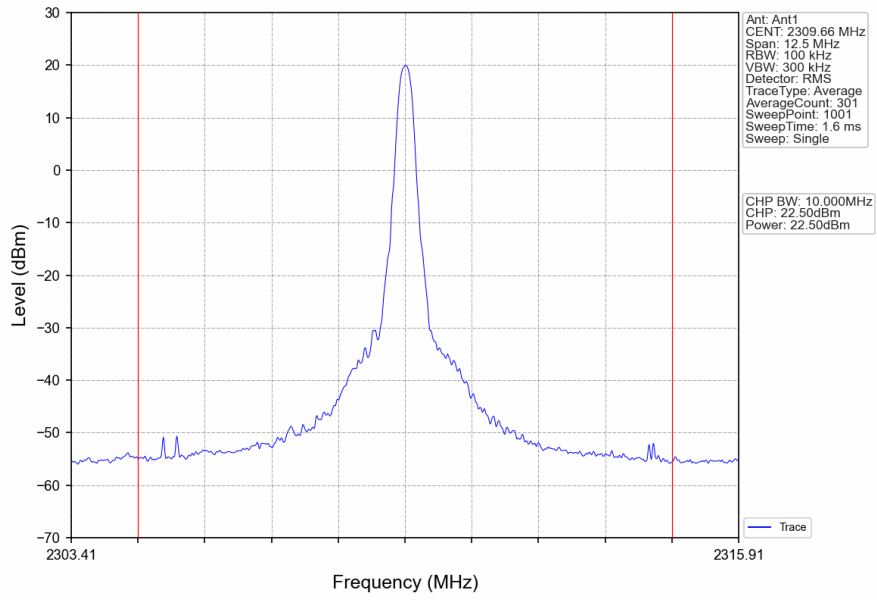
Band: 30 / Bandwidth: 5MHz / NTN										
Modulation	Frequency (MHz)	RB Allocation		Conducted Power (dBm/5MHz)	Gain (dBi)	EIRP (dBm)		Verdict		
		Size	Offset			Result	Limit			
QPSK	2307.5	1	0	22.57	-5.70	16.87	<=23.98	Pass		
			13	22.59	-5.70	16.89	<=23.98	Pass		
			24	22.50	-5.70	16.80	<=23.98	Pass		
		12	0	21.67	-5.70	15.97	<=23.98	Pass		
			6	21.64	-5.70	15.94	<=23.98	Pass		
			13	21.76	-5.70	16.06	<=23.98	Pass		
		25	0	21.60	-5.70	15.90	<=23.98	Pass		
		2310	1	0	22.59	-5.70	16.89	<=23.98	Pass	
				13	22.57	-5.70	16.87	<=23.98	Pass	
	24			22.65	-5.70	16.95	<=23.98	Pass		
	12		0	21.51	-5.70	15.81	<=23.98	Pass		
			6	21.50	-5.70	15.80	<=23.98	Pass		
			13	21.52	-5.70	15.82	<=23.98	Pass		
	25		0	21.50	-5.70	15.80	<=23.98	Pass		
	2312.5		1	0	22.66	-5.70	16.96	<=23.98	Pass	
				13	22.65	-5.70	16.95	<=23.98	Pass	
		24		22.55	-5.70	16.85	<=23.98	Pass		
		12	0	21.51	-5.70	15.81	<=23.98	Pass		
			6	21.62	-5.70	15.92	<=23.98	Pass		
			13	21.50	-5.70	15.80	<=23.98	Pass		
		25	0	21.65	-5.70	15.95	<=23.98	Pass		
		16QAM	2307.5	1	0	21.62	-5.70	15.92	<=23.98	Pass
					13	21.64	-5.70	15.94	<=23.98	Pass
	24				21.73	-5.70	16.03	<=23.98	Pass	
12	0			20.80	-5.70	15.10	<=23.98	Pass		
	6			20.76	-5.70	15.06	<=23.98	Pass		
	13			20.48	-5.70	14.78	<=23.98	Pass		
25	0			20.74	-5.70	15.04	<=23.98	Pass		
2310	1			0	21.80	-5.70	16.10	<=23.98	Pass	
				13	21.76	-5.70	16.06	<=23.98	Pass	
			24	21.43	-5.70	15.73	<=23.98	Pass		
	12		0	20.58	-5.70	14.88	<=23.98	Pass		
			6	20.77	-5.70	15.07	<=23.98	Pass		
			13	20.50	-5.70	14.80	<=23.98	Pass		
	25		0	20.56	-5.70	14.86	<=23.98	Pass		
	2312.5		1	0	21.74	-5.70	16.04	<=23.98	Pass	
				13	21.81	-5.70	16.11	<=23.98	Pass	
24				21.77	-5.70	16.07	<=23.98	Pass		
12			0	20.70	-5.70	15.00	<=23.98	Pass		
			6	20.69	-5.70	14.99	<=23.98	Pass		
			13	20.67	-5.70	14.97	<=23.98	Pass		
25			0	20.67	-5.70	14.97	<=23.98	Pass		

Note1: EIRP/10MHz=Conducted Power+Antenna Gain-2.15

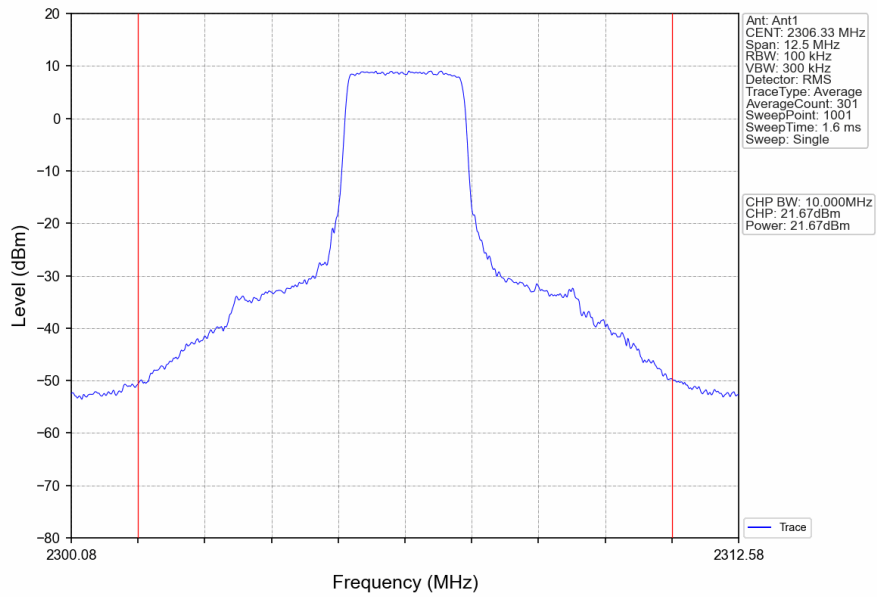
1.2.2 Test Graph



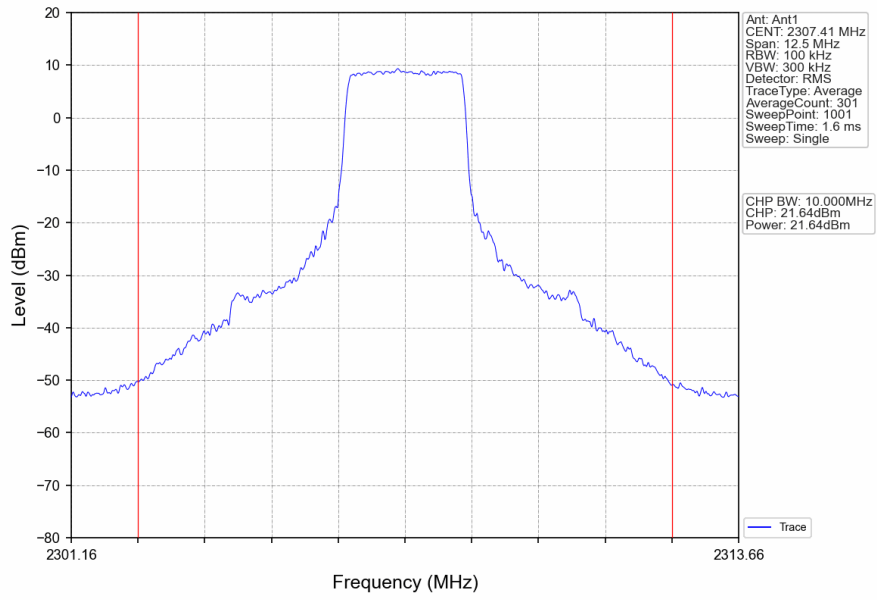
Band30_5MHz_QPSK_LCH_2307.5MHz_RB_1_24_NTNV



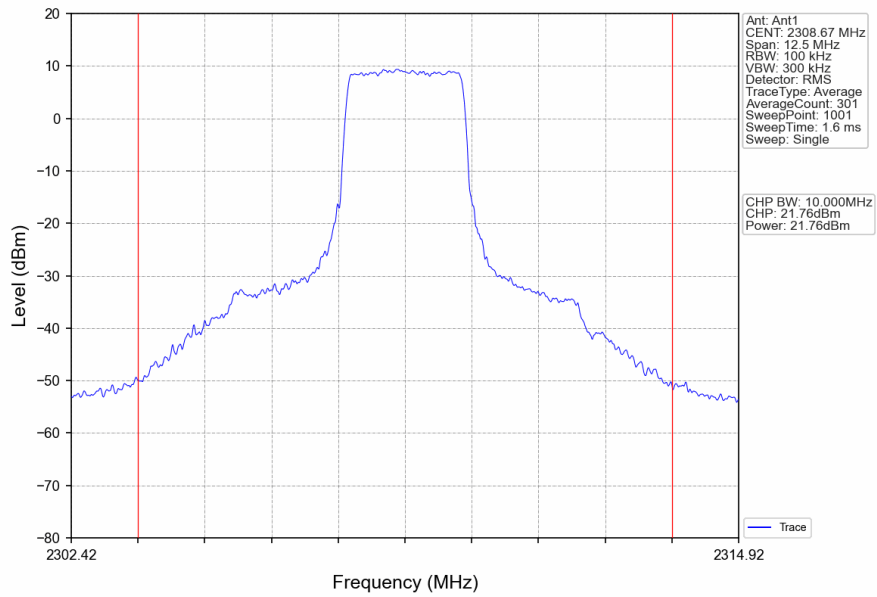
Band30_5MHz_QPSK_LCH_2307.5MHz_RB_12_0_NTNV



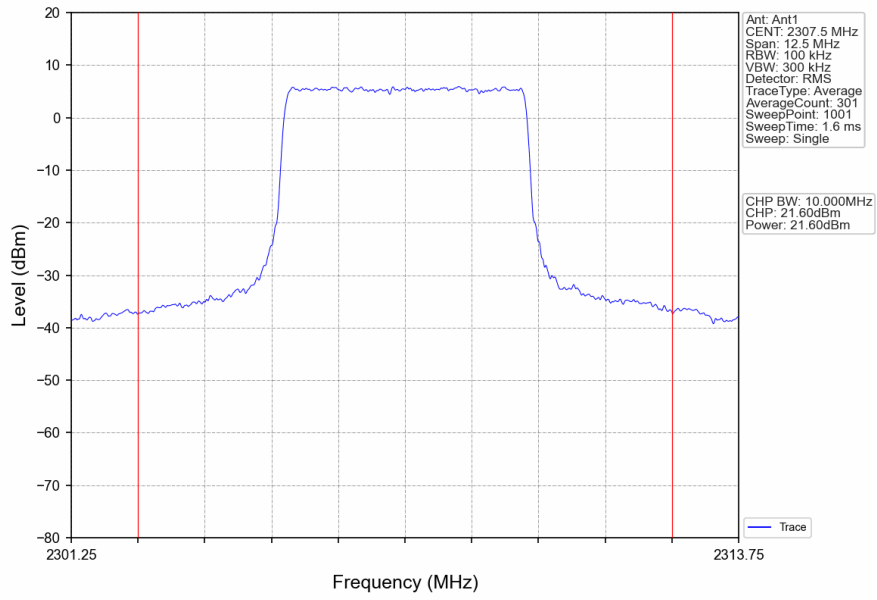
Band30_5MHz_QPSK_LCH_2307.5MHz_RB_12_6_NTNV



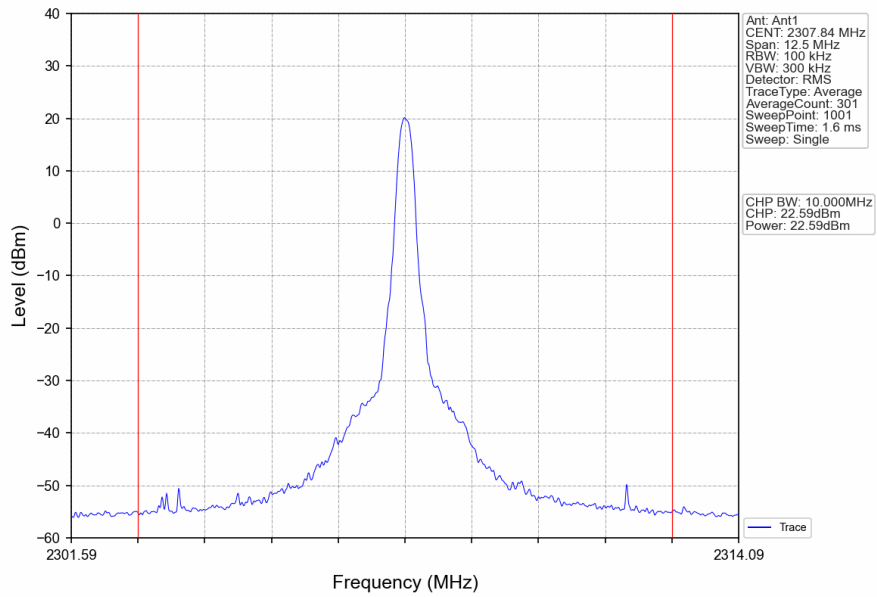
Band30_5MHz_QPSK_LCH_2307.5MHz_RB_12_13_NTNV



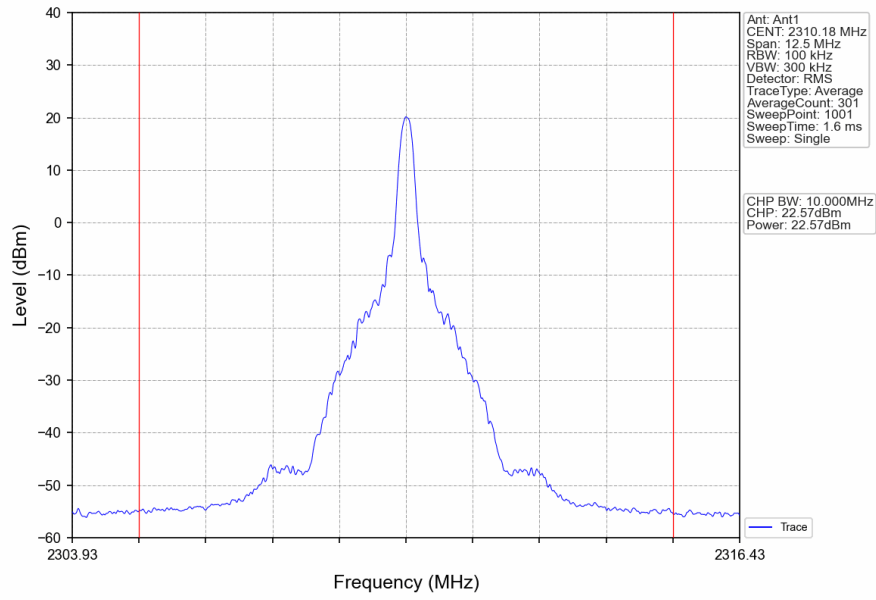
Band30_5MHz_QPSK_LCH_2307.5MHz_RB_25_0_NTNV



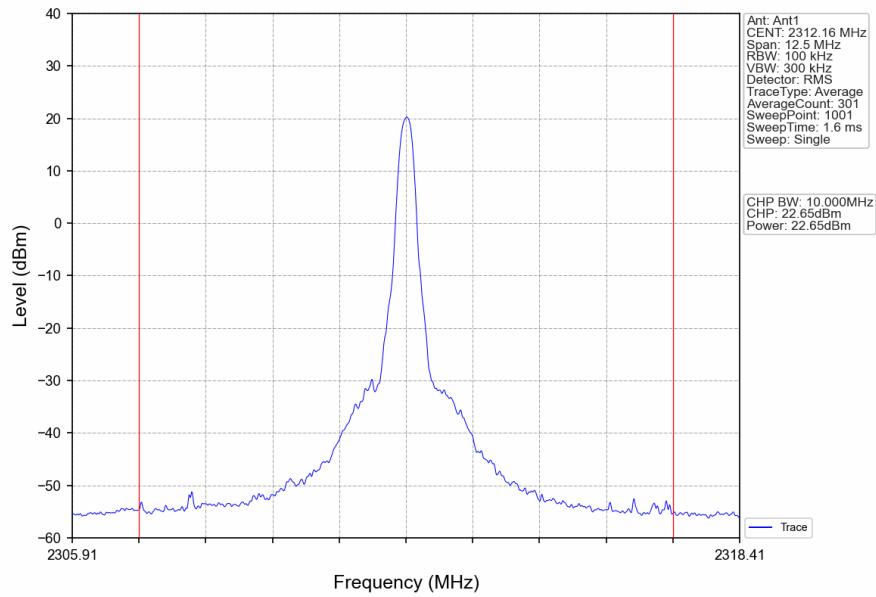
Band30_5MHz_QPSK_MCH_2310MHz_RB_1_0_NTNV



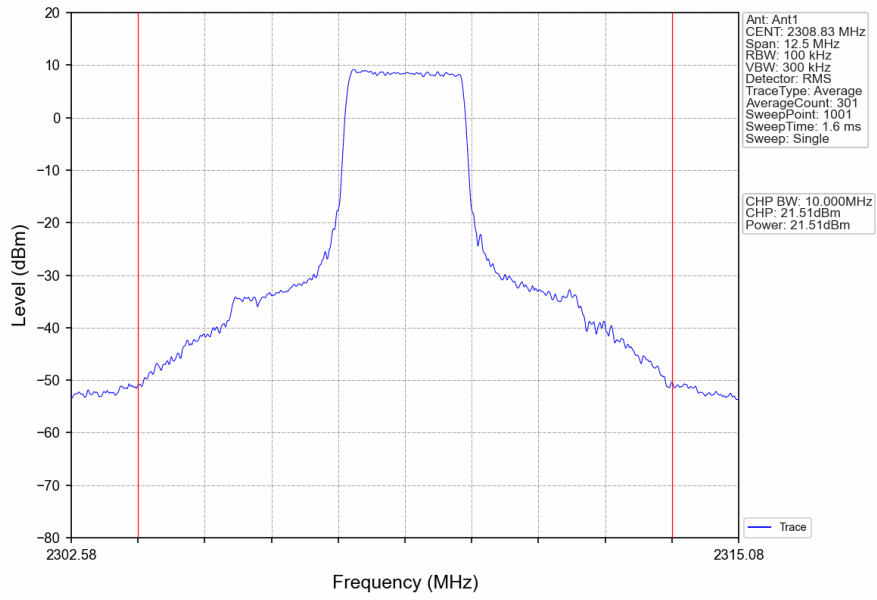
Band30_5MHz_QPSK_MCH_2310MHz_RB_1_13_NTNV



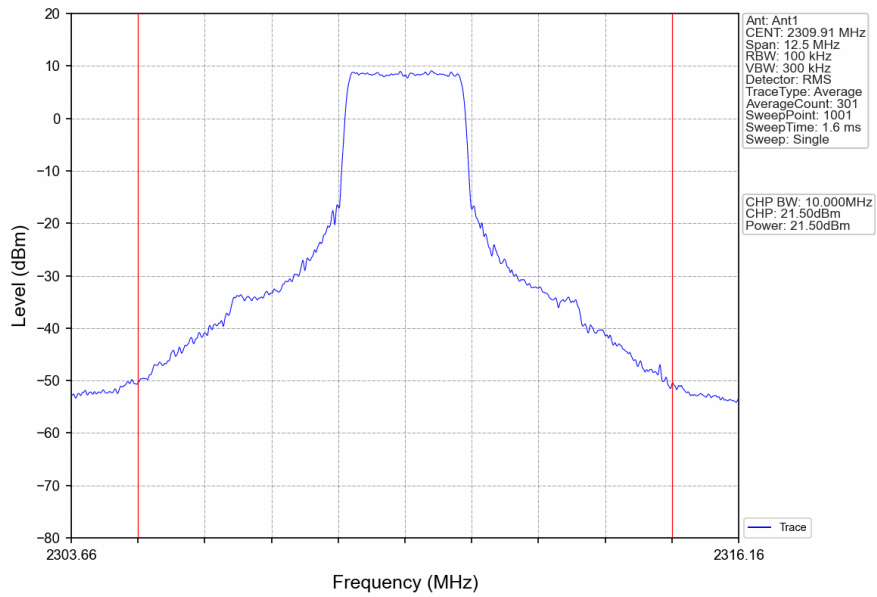
Band30_5MHz_QPSK_MCH_2310MHz_RB_1_24_NTNV



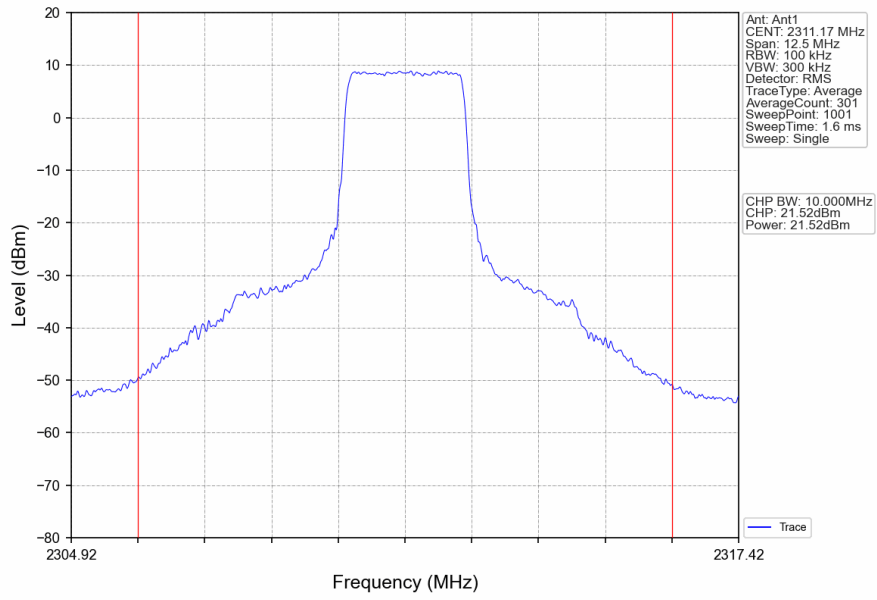
Band30_5MHz_QPSK_MCH_2310MHz_RB_12_0_NTNV



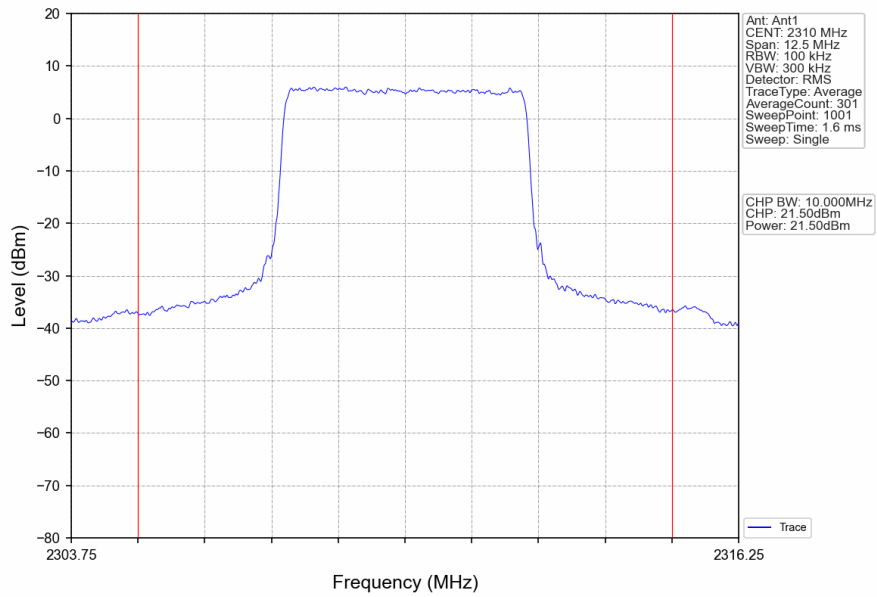
Band30_5MHz_QPSK_MCH_2310MHz_RB_12_6_NTNV



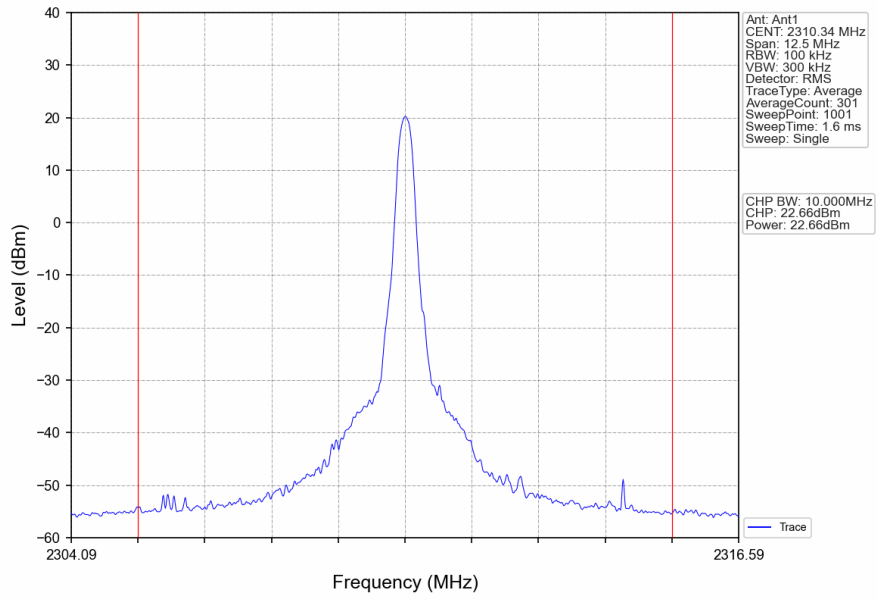
Band30_5MHz_QPSK_MCH_2310MHz_RB_12_13_NTNV



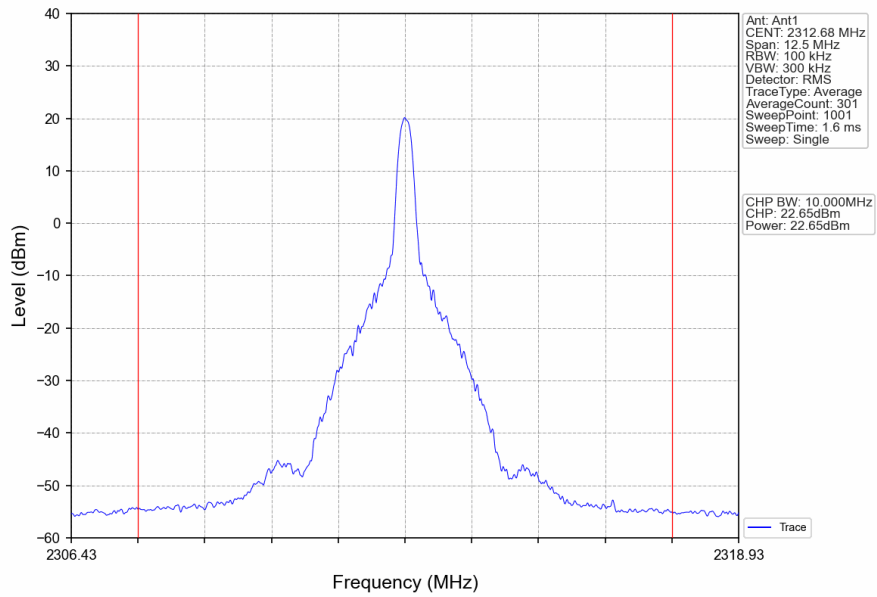
Band30_5MHz_QPSK_MCH_2310MHz_RB_25_0_NTNV



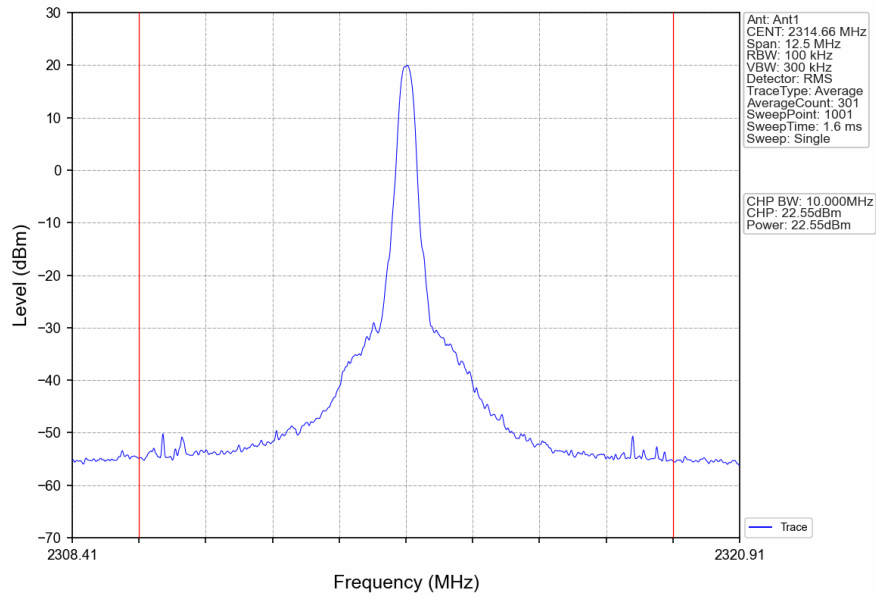
Band30_5MHz_QPSK_HCH_2312.5MHz_RB_1_0_NTNV



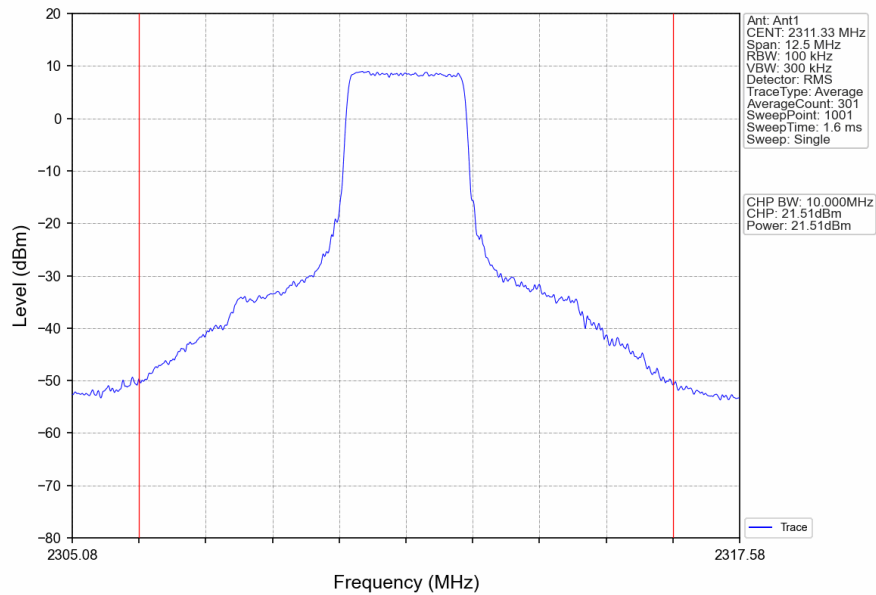
Band30_5MHz_QPSK_HCH_2312.5MHz_RB_1_13_NTNV



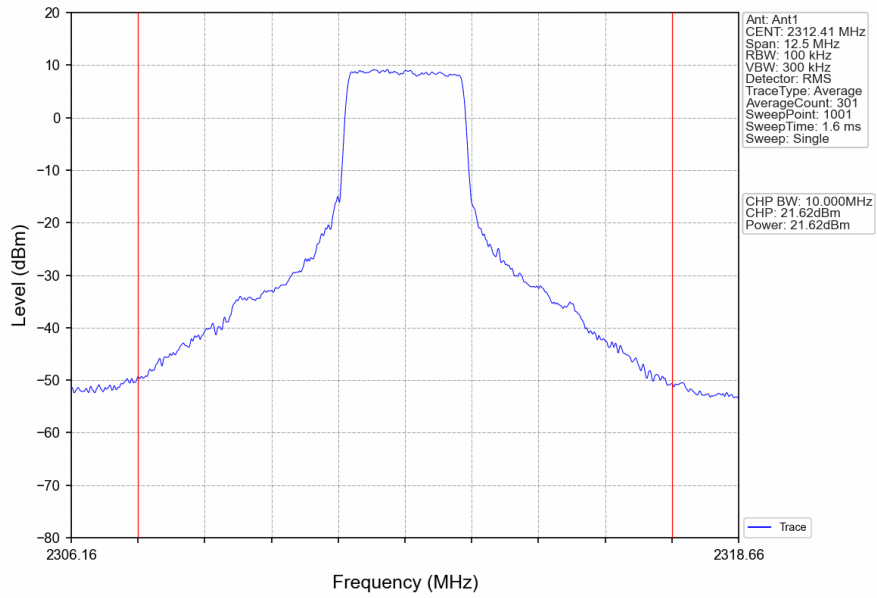
Band30_5MHz_QPSK_HCH_2312.5MHz_RB_1_24_NTNV



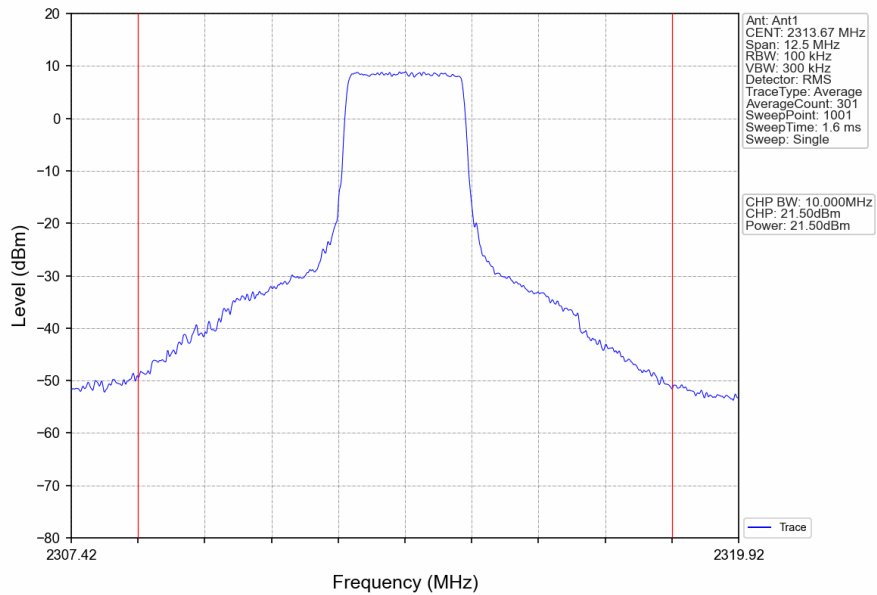
Band30_5MHz_QPSK_HCH_2312.5MHz_RB_12_0_NTNV



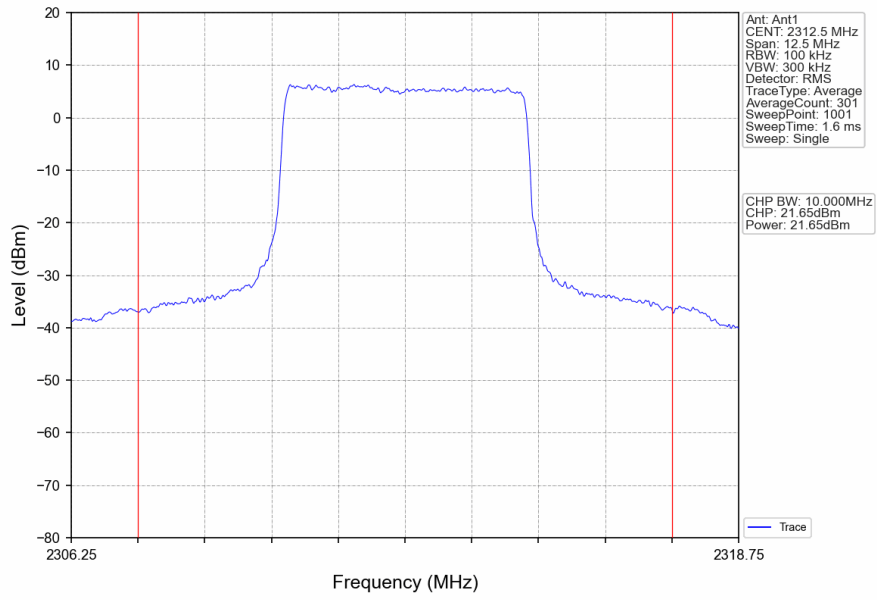
Band30_5MHz_QPSK_HCH_2312.5MHz_RB_12_6_NTNV



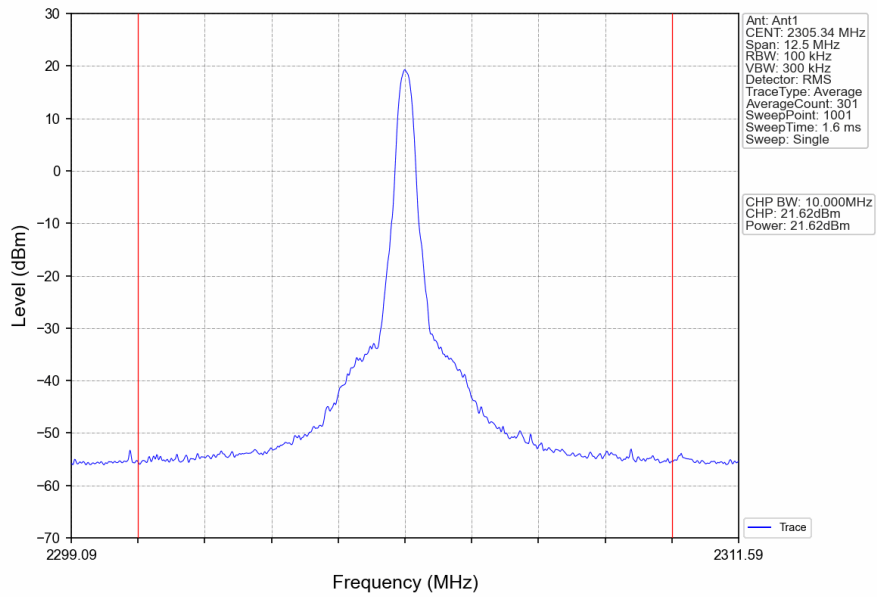
Band30_5MHz_QPSK_HCH_2312.5MHz_RB_12_13_NTNV



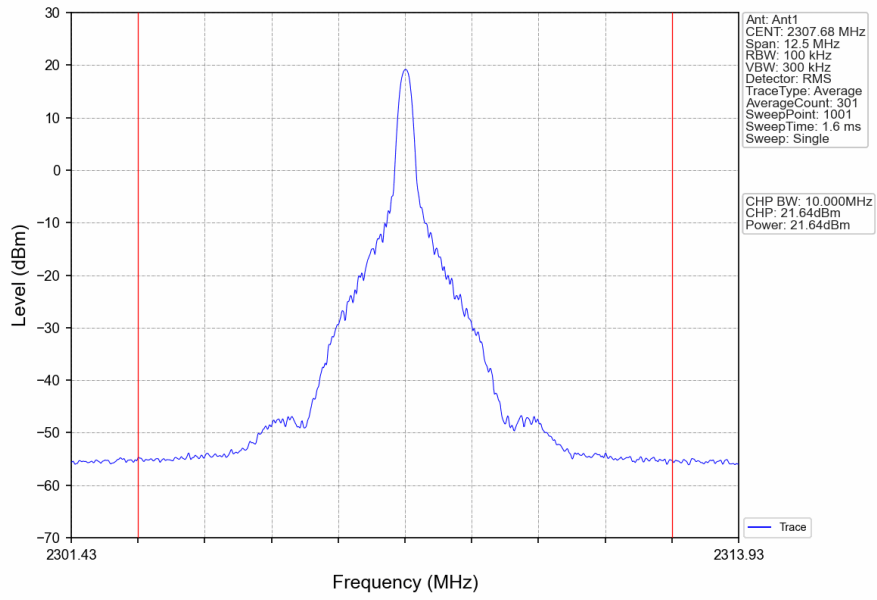
Band30_5MHz_QPSK_HCH_2312.5MHz_RB_25_0_NTNV



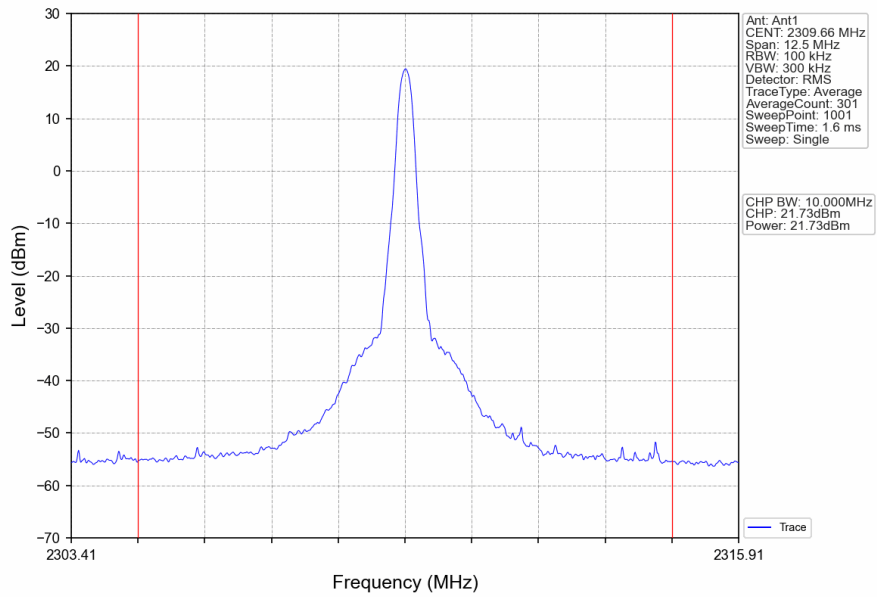
Band30_5MHz_16QAM_LCH_2307.5MHz_RB_1_0_NTNV



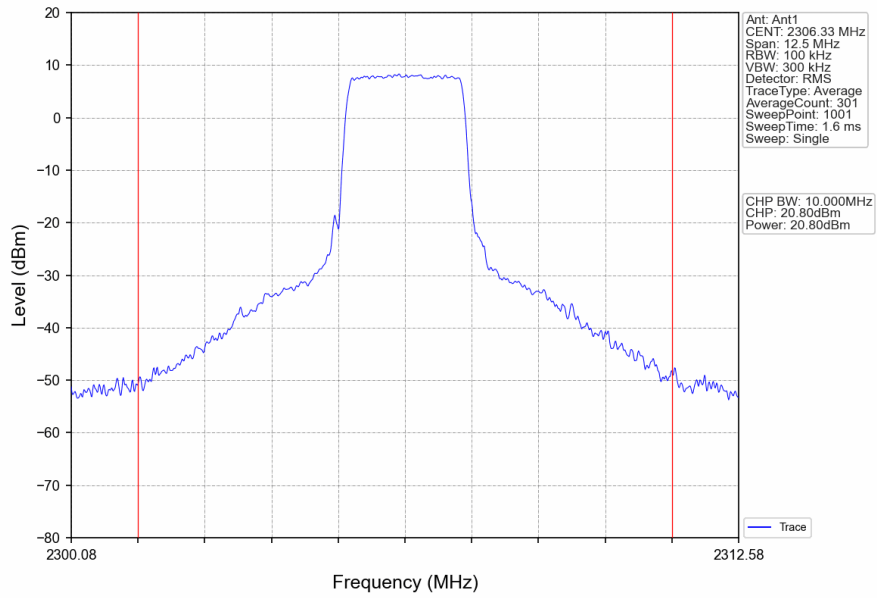
Band30_5MHz_16QAM_LCH_2307.5MHz_RB_1_13_NTNV



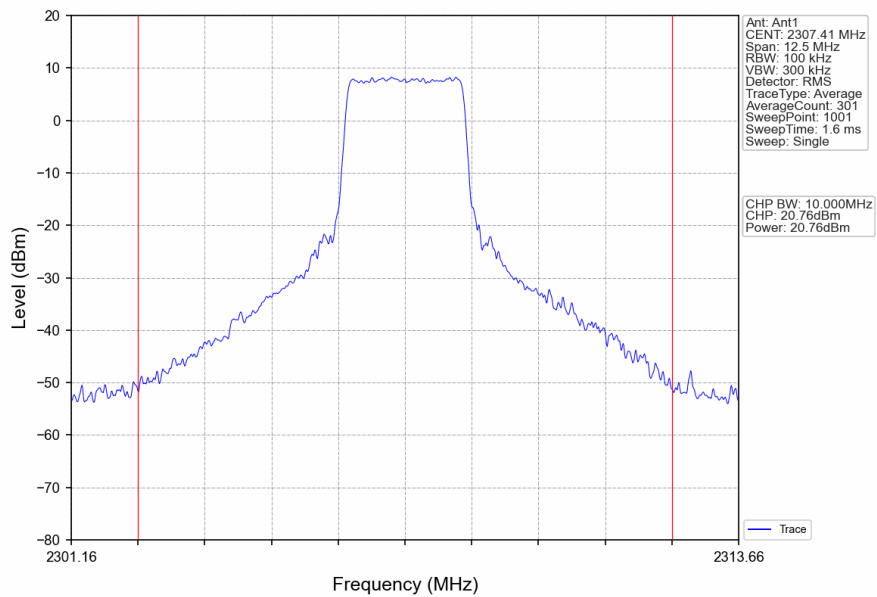
Band30_5MHz_16QAM_LCH_2307.5MHz_RB_1_24_NTNV



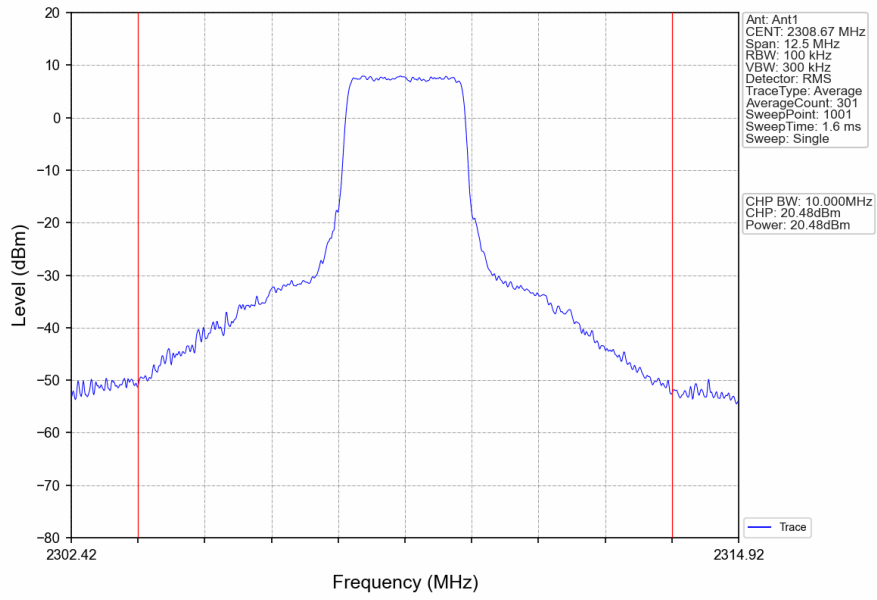
Band30_5MHz_16QAM_LCH_2307.5MHz_RB_12_0_NTNV



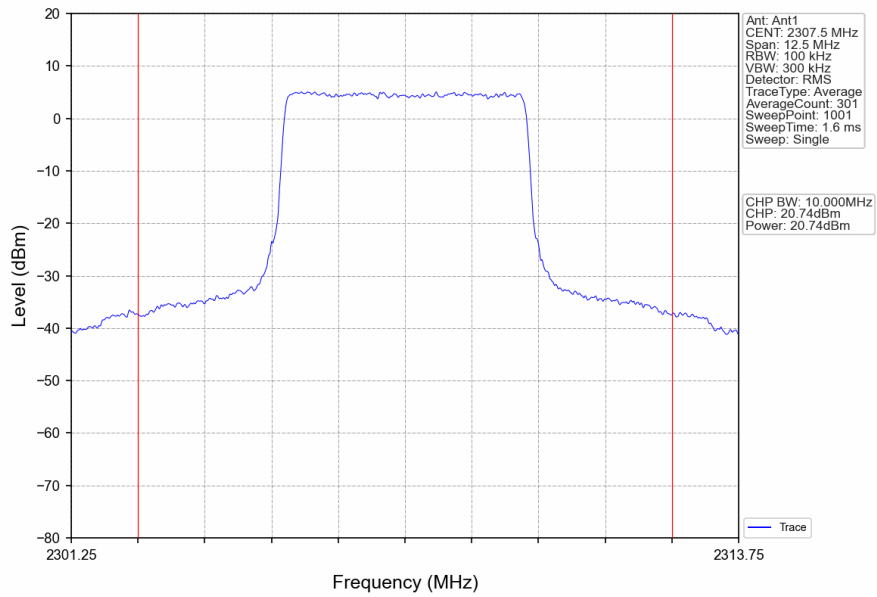
Band30_5MHz_16QAM_LCH_2307.5MHz_RB_12_6_NTNV



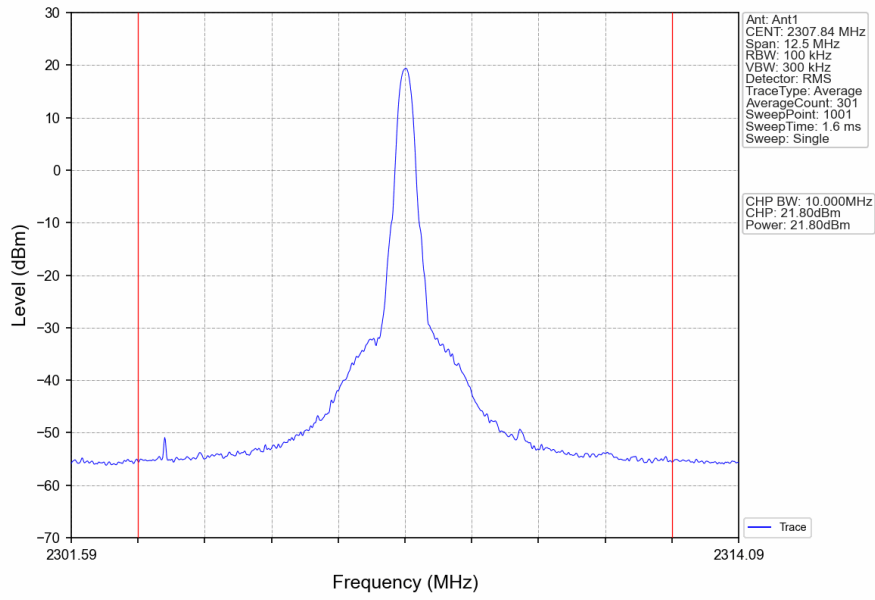
Band30_5MHz_16QAM_LCH_2307.5MHz_RB_12_13_NTNV



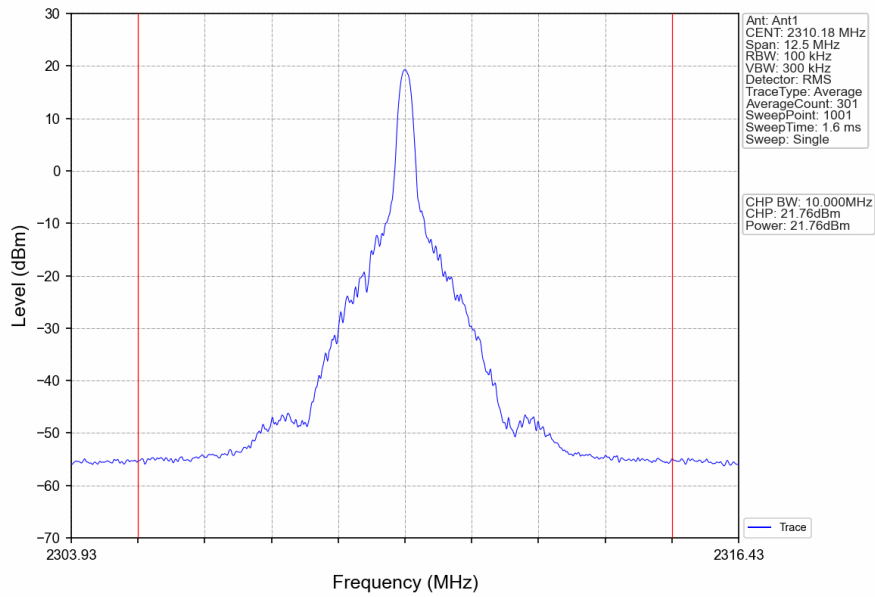
Band30_5MHz_16QAM_LCH_2307.5MHz_RB_25_0_NTNV



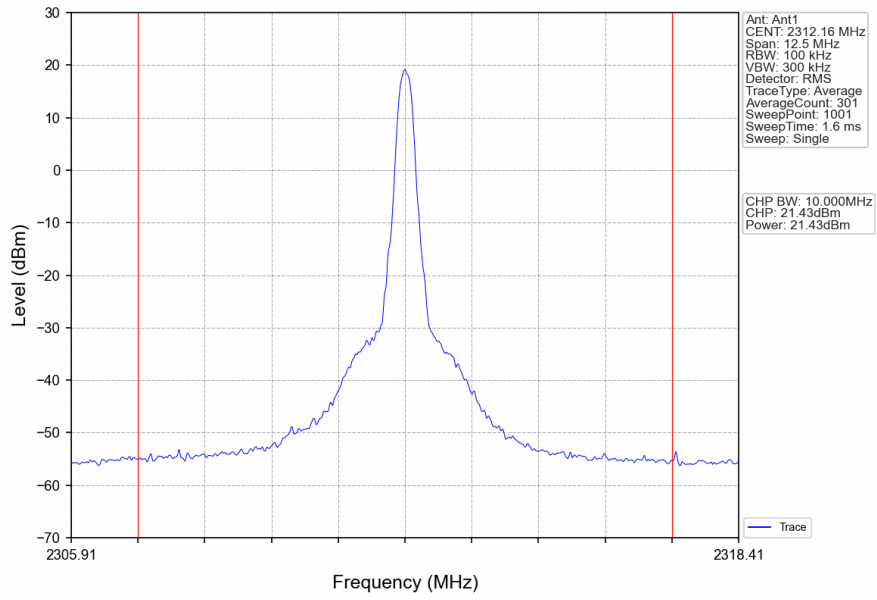
Band30_5MHz_16QAM_MCH_2310MHz_RB_1_0_NTNV



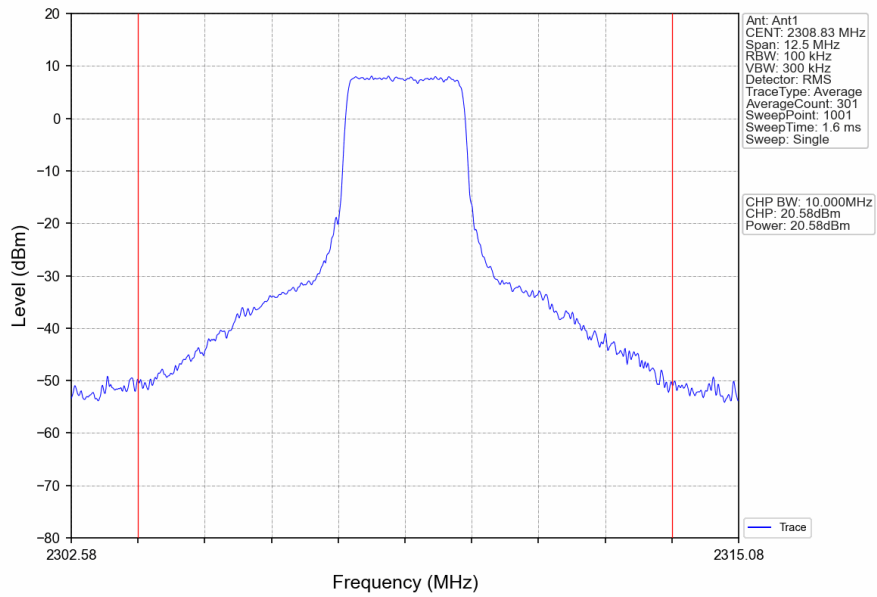
Band30_5MHz_16QAM_MCH_2310MHz_RB_1_13_NTNV



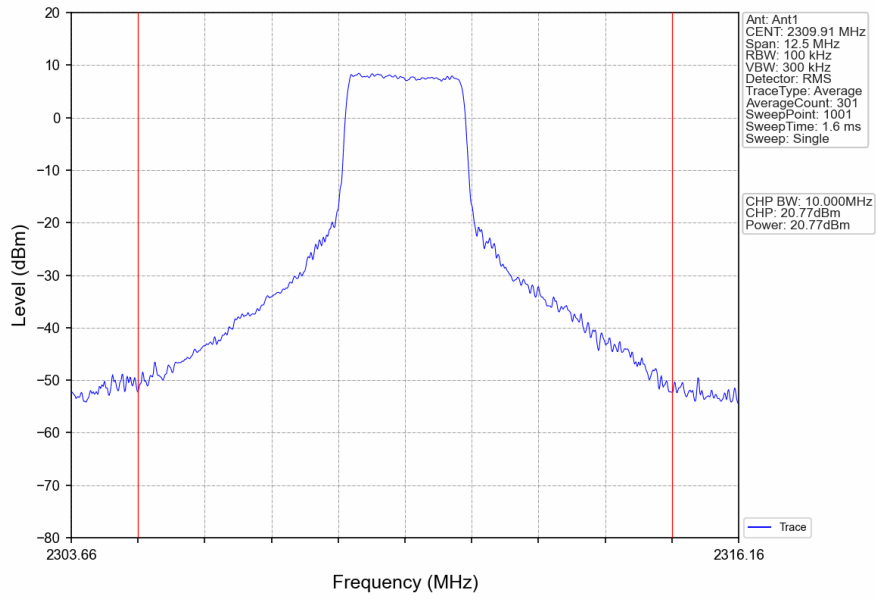
Band30_5MHz_16QAM_MCH_2310MHz_RB_1_24_NTNV



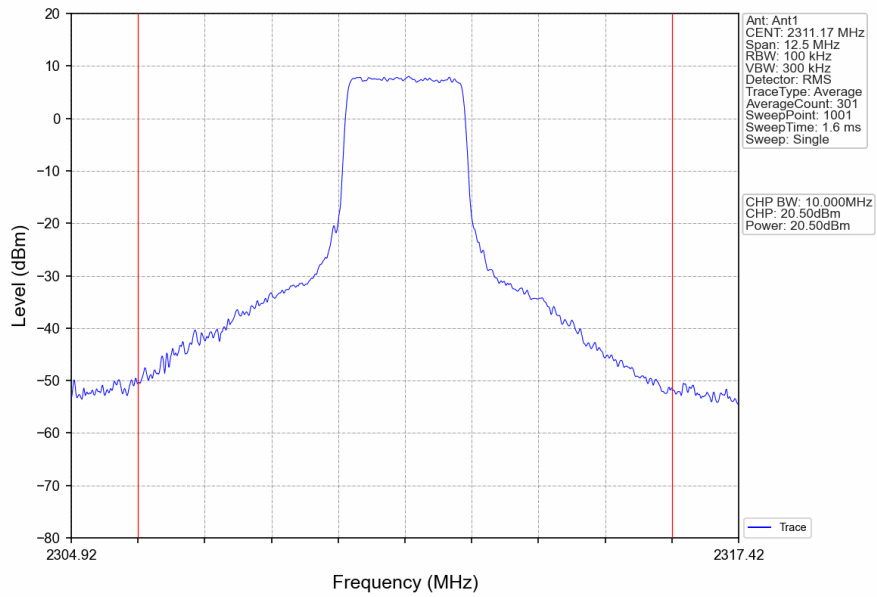
Band30_5MHz_16QAM_MCH_2310MHz_RB_12_0_NTNV



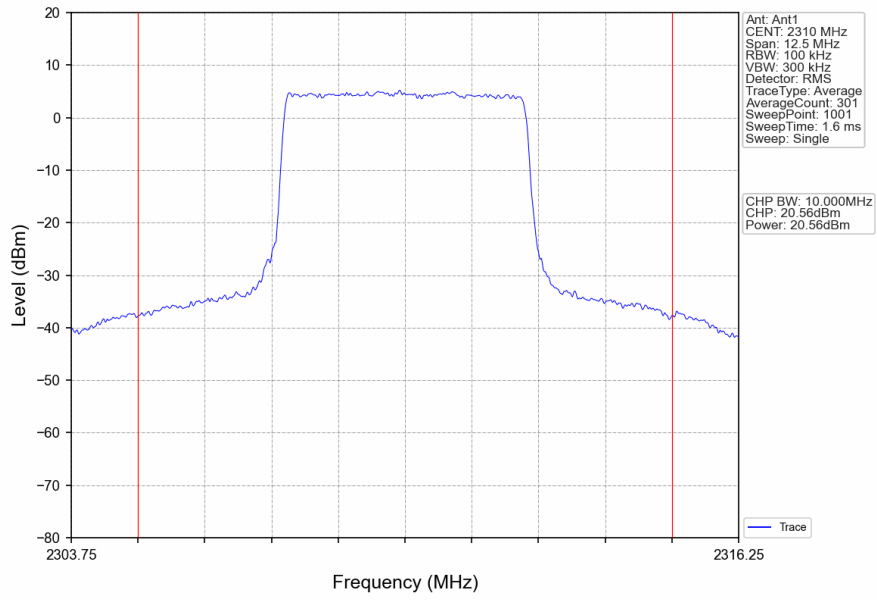
Band30_5MHz_16QAM_MCH_2310MHz_RB_12_6_NTNV



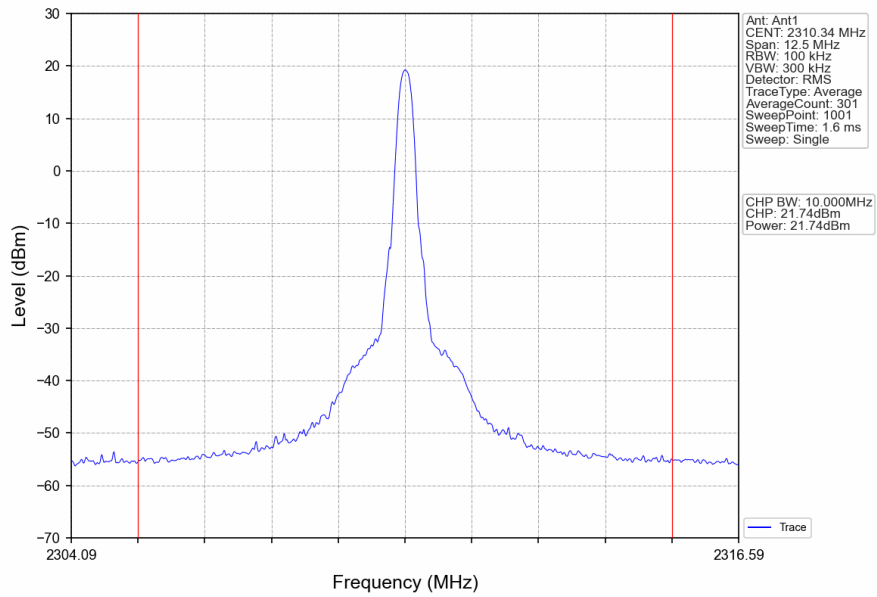
Band30_5MHz_16QAM_MCH_2310MHz_RB_12_13_NTNV



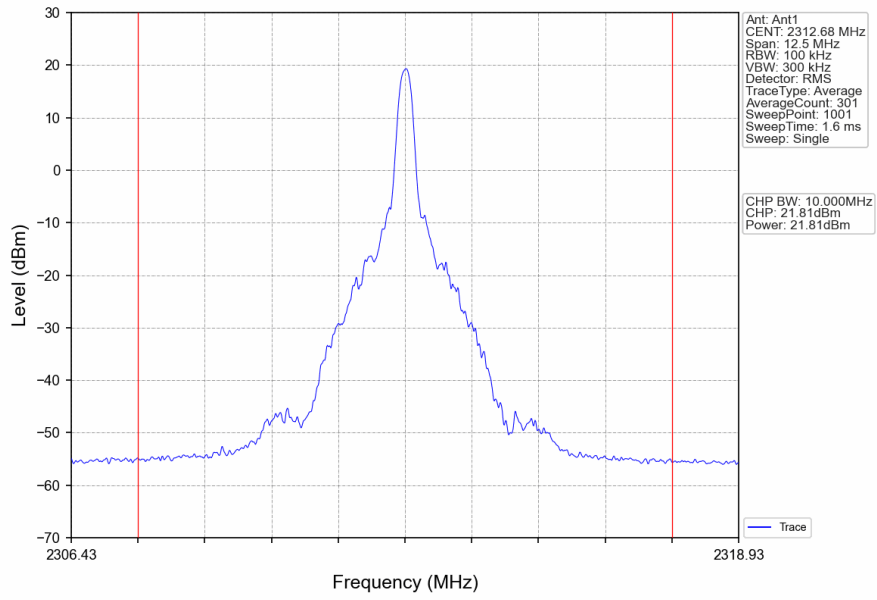
Band30_5MHz_16QAM_MCH_2310MHz_RB_25_0_NTNV



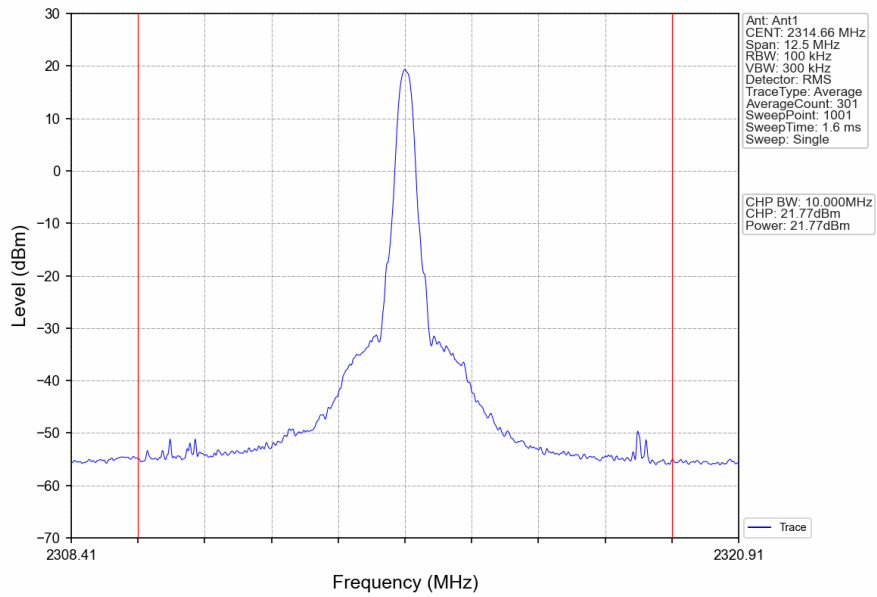
Band30_5MHz_16QAM_HCH_2312.5MHz_RB_1_0_NTNV



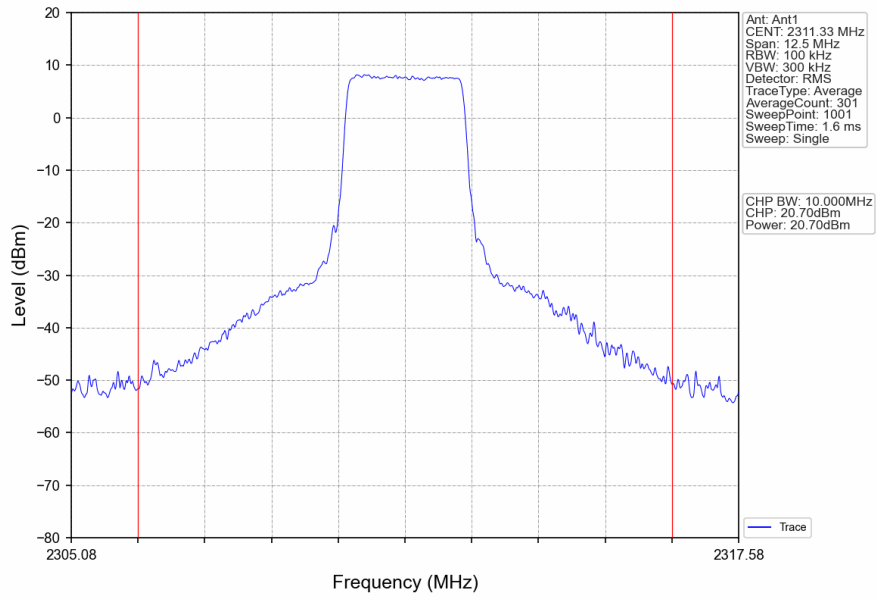
Band30_5MHz_16QAM_HCH_2312.5MHz_RB_1_13_NTNV



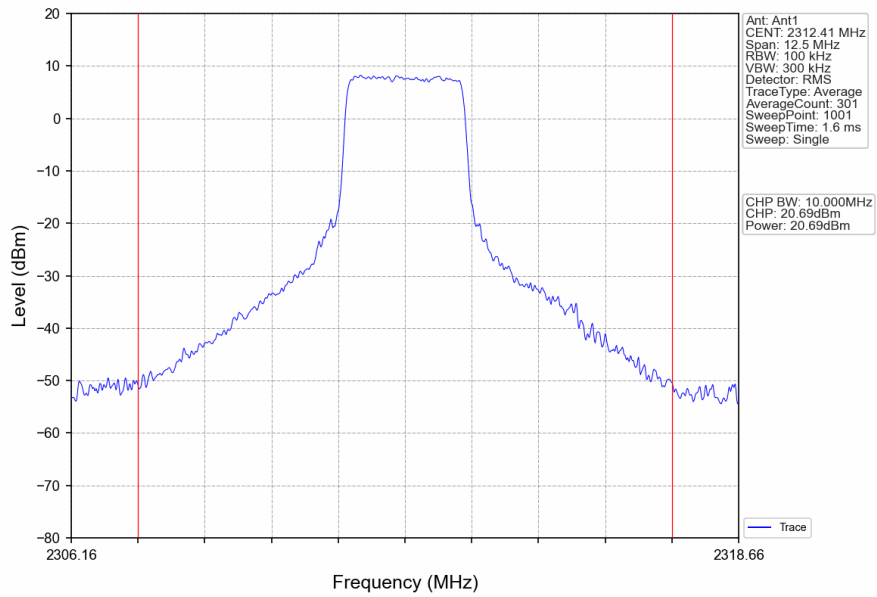
Band30_5MHz_16QAM_HCH_2312.5MHz_RB_1_24_NTNV



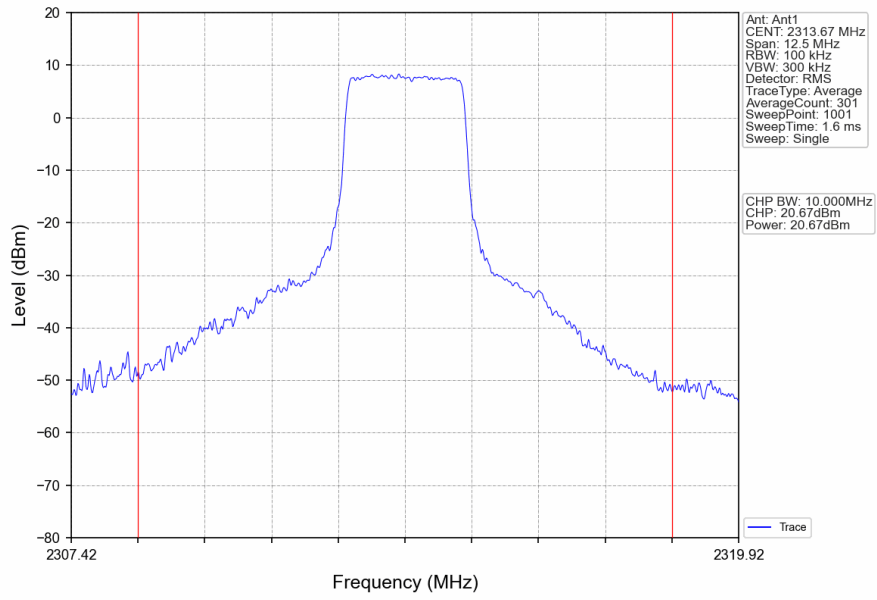
Band30_5MHz_16QAM_HCH_2312.5MHz_RB_12_0_NTNV



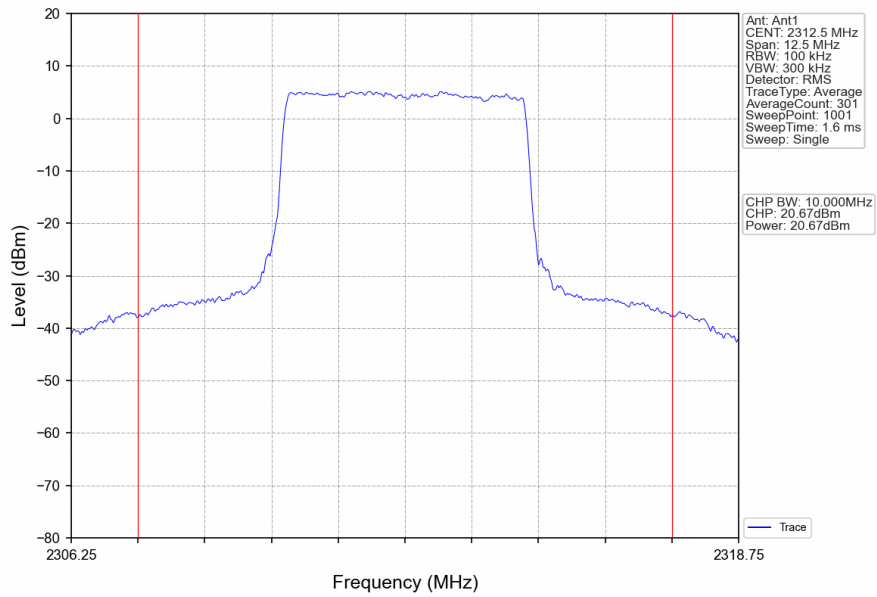
Band30_5MHz_16QAM_HCH_2312.5MHz_RB_12_6_NTNV



Band30_5MHz_16QAM_HCH_2312.5MHz_RB_12_13_NTNV



Band30_5MHz_16QAM_HCH_2312.5MHz_RB_25_0_NTNV



1.3 B30_10MHz_EIRP

1.3.1 Test Result

Band: 30 / Bandwidth: 10MHz / NTNV										
Modulation	Frequency (MHz)	RB Allocation		Conducted Power (dBm)	Gain (dBi)	EIRP (dBm)		Verdict		
		Size	Offset			Result	Limit			
QPSK	2310	1	0	23.23	-5.70	17.53	<=23.98	Pass		
			25	23.29	-5.70	17.59	<=23.98	Pass		
			49	23.29	-5.70	17.59	<=23.98	Pass		
		25	0	22.28	-5.70	16.58	<=23.98	Pass		
			13	22.32	-5.70	16.62	<=23.98	Pass		
			25	22.35	-5.70	16.65	<=23.98	Pass		
		50	0	22.40	-5.70	16.70	<=23.98	Pass		
		16QAM	2310	1	0	22.39	-5.70	16.69	<=23.98	Pass
					25	22.51	-5.70	16.81	<=23.98	Pass
49	22.46				-5.70	16.76	<=23.98	Pass		
25	0			21.33	-5.70	15.63	<=23.98	Pass		
	13			21.35	-5.70	15.65	<=23.98	Pass		
	25			21.33	-5.70	15.63	<=23.98	Pass		
50	0			21.42	-5.70	15.72	<=23.98	Pass		

Note1: EIRP=Conducted Power+Antenna Gain

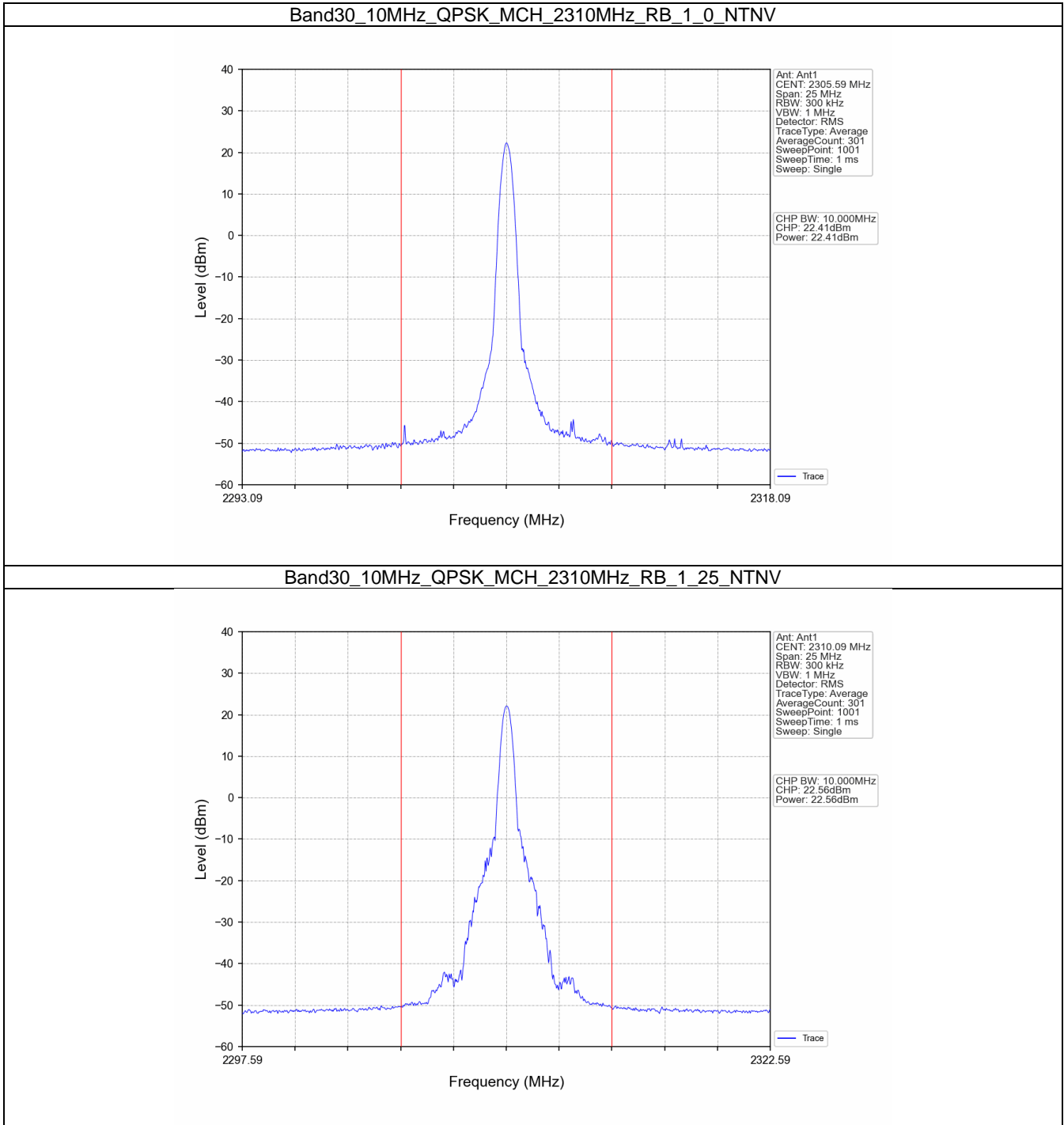
1.4 B30_10MHz_EIRP

1.4.1 Test Result

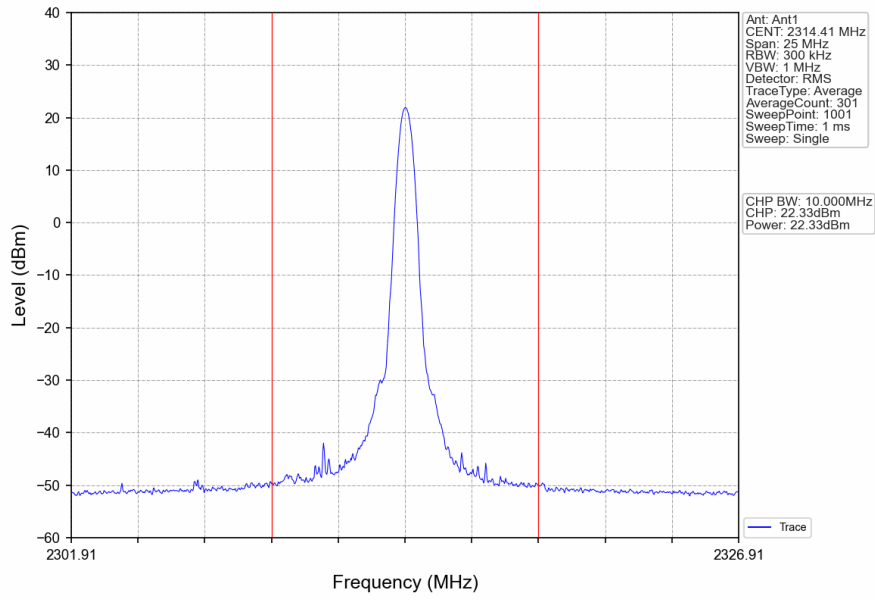
Band: 30 / Bandwidth: 10MHz / NTNV										
Modulation	Frequency (MHz)	RB Allocation		Conducted Power (dBm/5MHz)	Gain (dBi)	EIRP (dBm)		Verdict		
		Size	Offset			Result	Limit			
QPSK	2310	1	0	22.41	-5.70	16.71	<=23.98	Pass		
			25	22.56	-5.70	16.86	<=23.98	Pass		
			49	22.33	-5.70	16.63	<=23.98	Pass		
		25	0	21.38	-5.70	15.68	<=23.98	Pass		
			13	21.45	-5.70	15.75	<=23.98	Pass		
			25	21.43	-5.70	15.73	<=23.98	Pass		
		50	0	21.50	-5.70	15.80	<=23.98	Pass		
		16QAM	2310	1	0	21.44	-5.70	15.74	<=23.98	Pass
					25	21.62	-5.70	15.92	<=23.98	Pass
49	21.53				-5.70	15.83	<=23.98	Pass		
25	0			20.50	-5.70	14.80	<=23.98	Pass		
	13			20.47	-5.70	14.77	<=23.98	Pass		
	25			20.37	-5.70	14.67	<=23.98	Pass		
50	0			20.53	-5.70	14.83	<=23.98	Pass		

Note1: EIRP/10MHz=Conducted Power+Antenna Gain-2.15

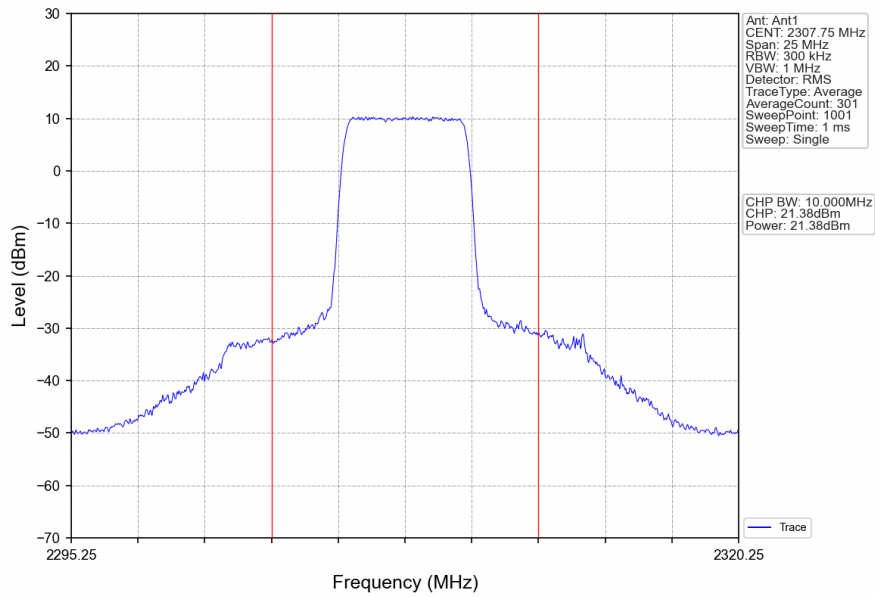
1.4.2 Test Graph



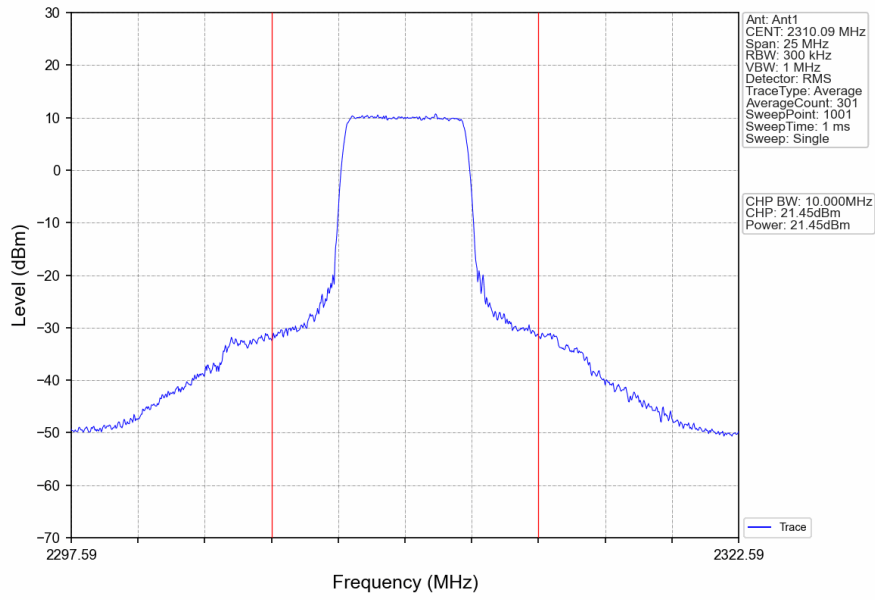
Band30_10MHz_QPSK_MCH_2310MHz_RB_1_49_NTNV



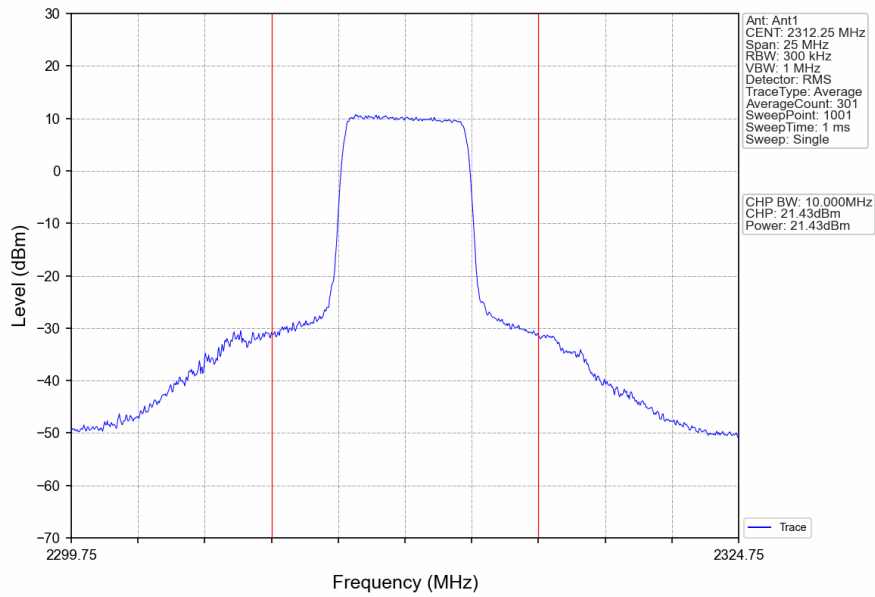
Band30_10MHz_QPSK_MCH_2310MHz_RB_25_0_NTNV



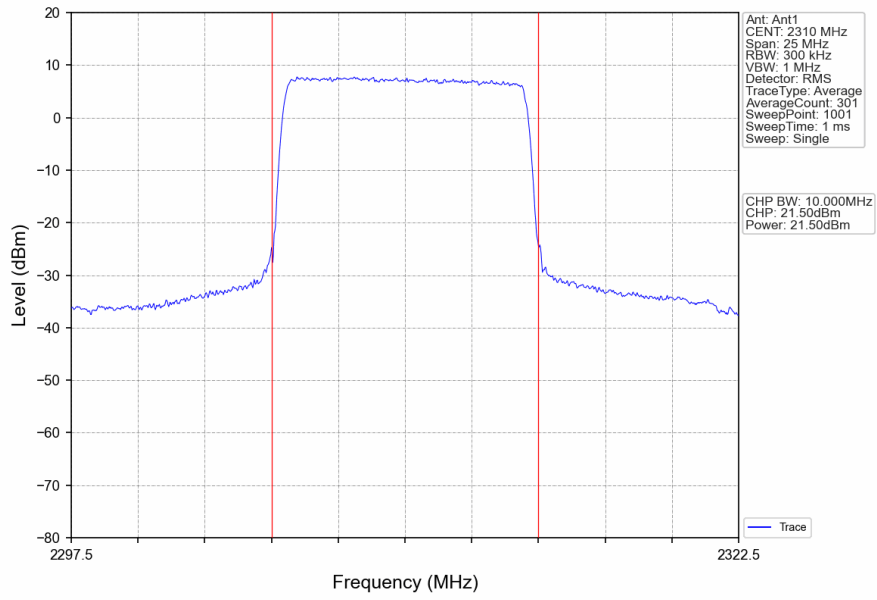
Band30_10MHz_QPSK_MCH_2310MHz_RB_25_13_NTNV



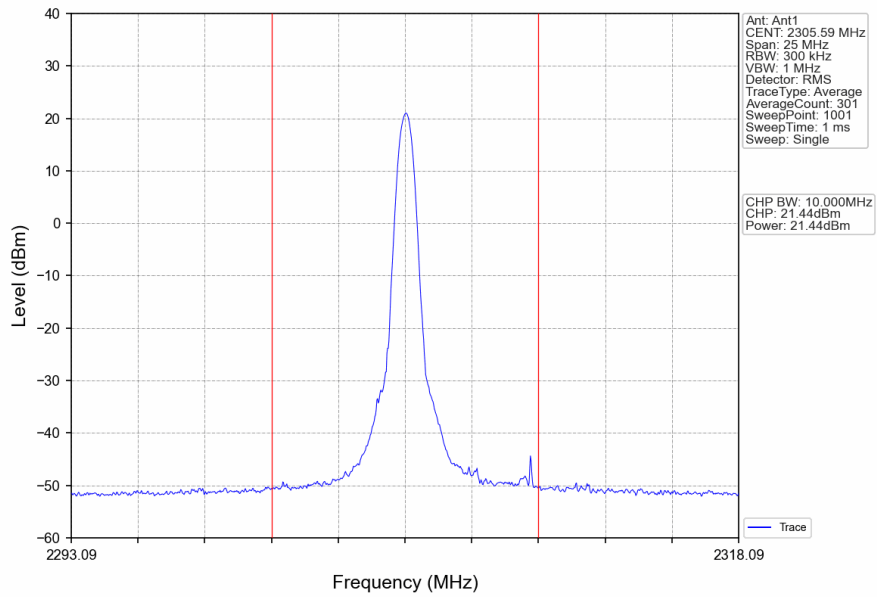
Band30_10MHz_QPSK_MCH_2310MHz_RB_25_25_NTNV



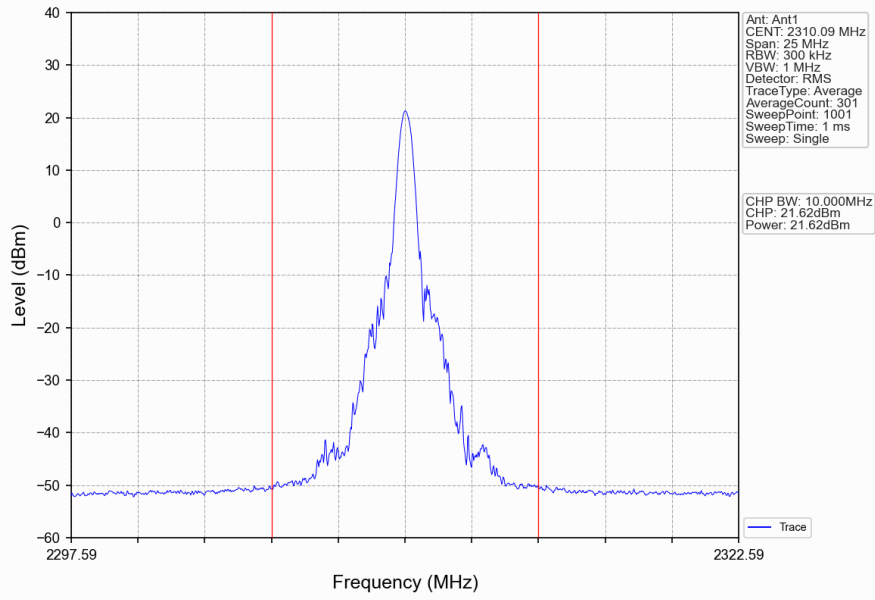
Band30_10MHz_QPSK_MCH_2310MHz_RB_50_0_NTNV



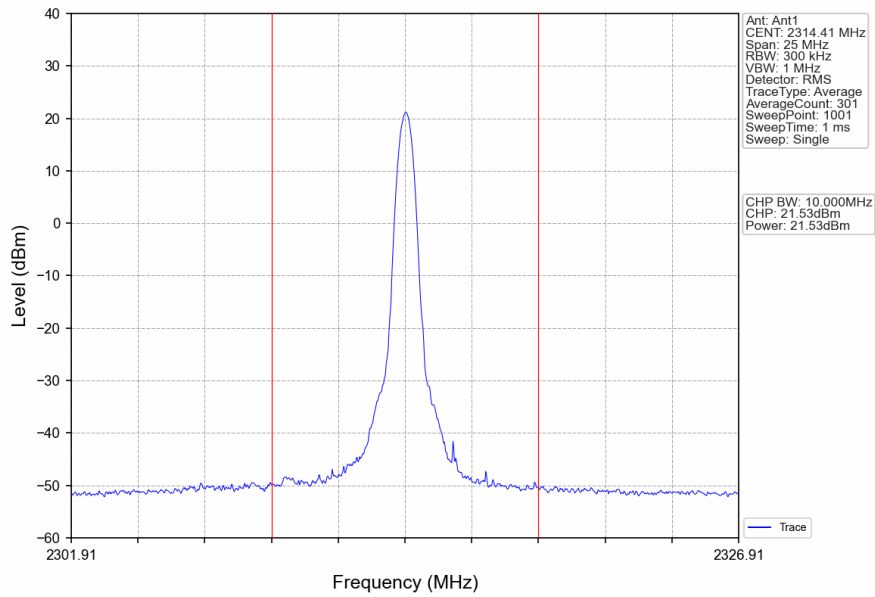
Band30_10MHz_16QAM_MCH_2310MHz_RB_1_0_NTNV



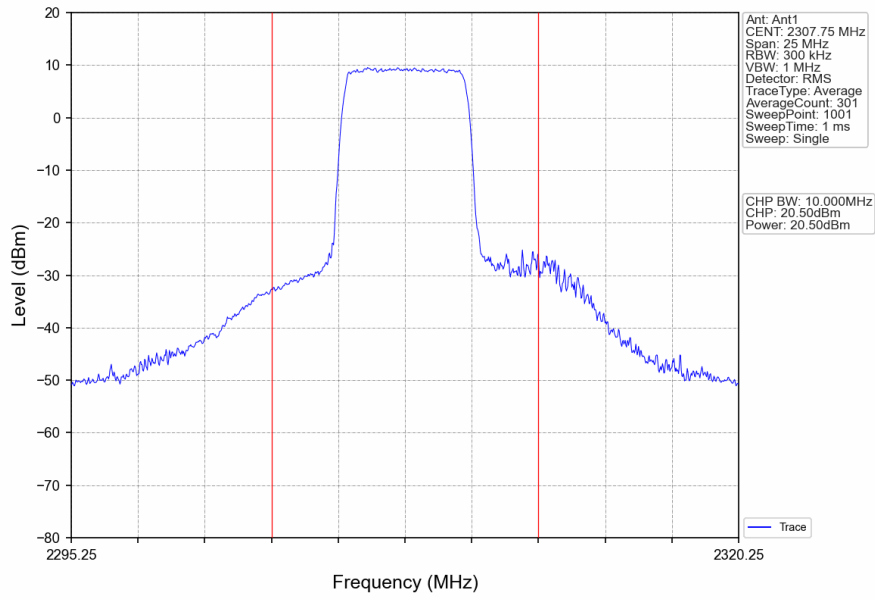
Band30_10MHz_16QAM_MCH_2310MHz_RB_1_25_NTNV



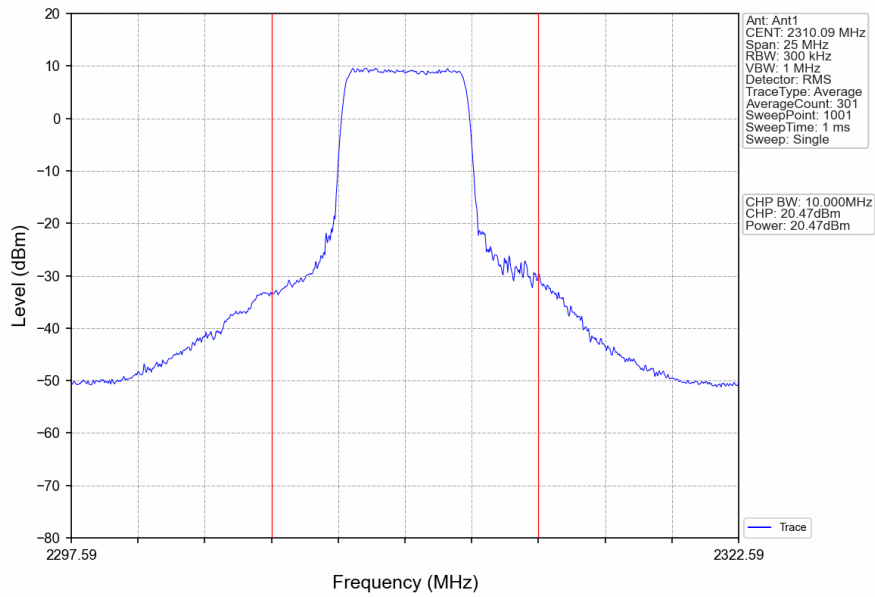
Band30_10MHz_16QAM_MCH_2310MHz_RB_1_49_NTNV



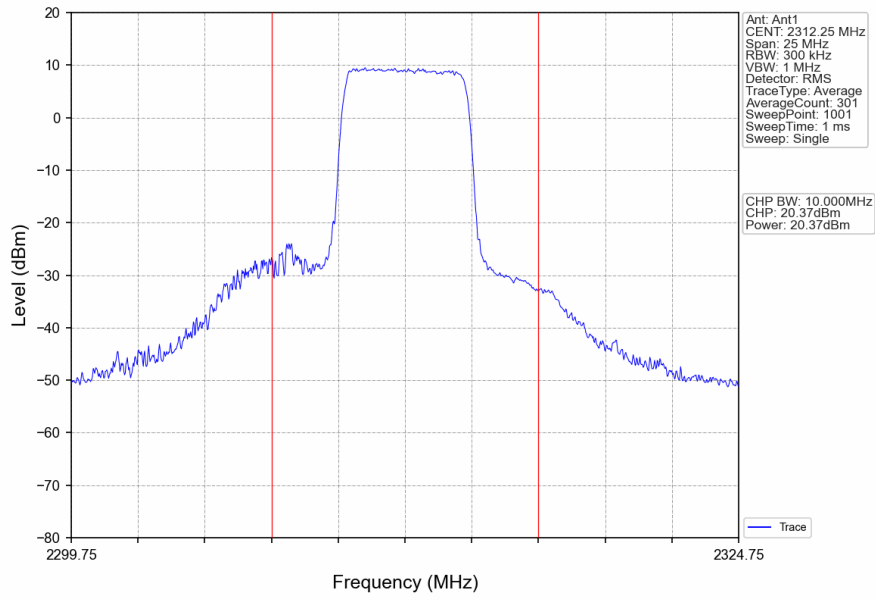
Band30_10MHz_16QAM_MCH_2310MHz_RB_25_0_NTNV



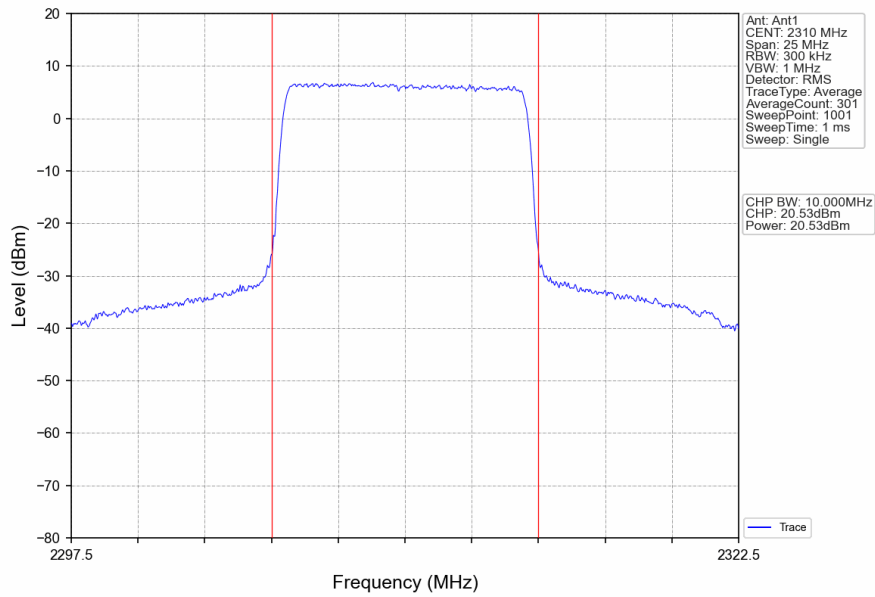
Band30_10MHz_16QAM_MCH_2310MHz_RB_25_13_NTNV



Band30_10MHz_16QAM_MCH_2310MHz_RB_25_25_NTNV



Band30_10MHz_16QAM_MCH_2310MHz_RB_50_0_NTNV



2. Frequency Stability

2.1 B30_10MHz

2.1.1 Test Result

Band: 30 / Bandwidth: 10MHz									
Modulation	Frequency (MHz)	RB Allocation		Temp. (°C)	Voltage (VDC)	Freq. Error (Hz)	Freq. vs. Rated (ppm)		Verdict
		Size	Offset				Result	Limit	
QPSK	2310	50	0	20	3.27	-0.844	-0.0004	-2.5 to 2.5	Pass
					3.85	-0.930	-0.0004	-2.5 to 2.5	Pass
					4.43	-1.616	-0.0007	-2.5 to 2.5	Pass
				-30	3.85	-1.087	-0.0005	-2.5 to 2.5	Pass
					-20	3.85	-0.887	-0.0004	-2.5 to 2.5
				-10	3.85	-1.688	-0.0007	-2.5 to 2.5	Pass
					0	3.85	-1.831	-0.0008	-2.5 to 2.5
				10	3.85	-1.330	-0.0006	-2.5 to 2.5	Pass
				30	3.85	-1.431	-0.0006	-2.5 to 2.5	Pass
				40	3.85	0.072	0.0000	-2.5 to 2.5	Pass
50	3.85	-1.144	-0.0005	-2.5 to 2.5	Pass				

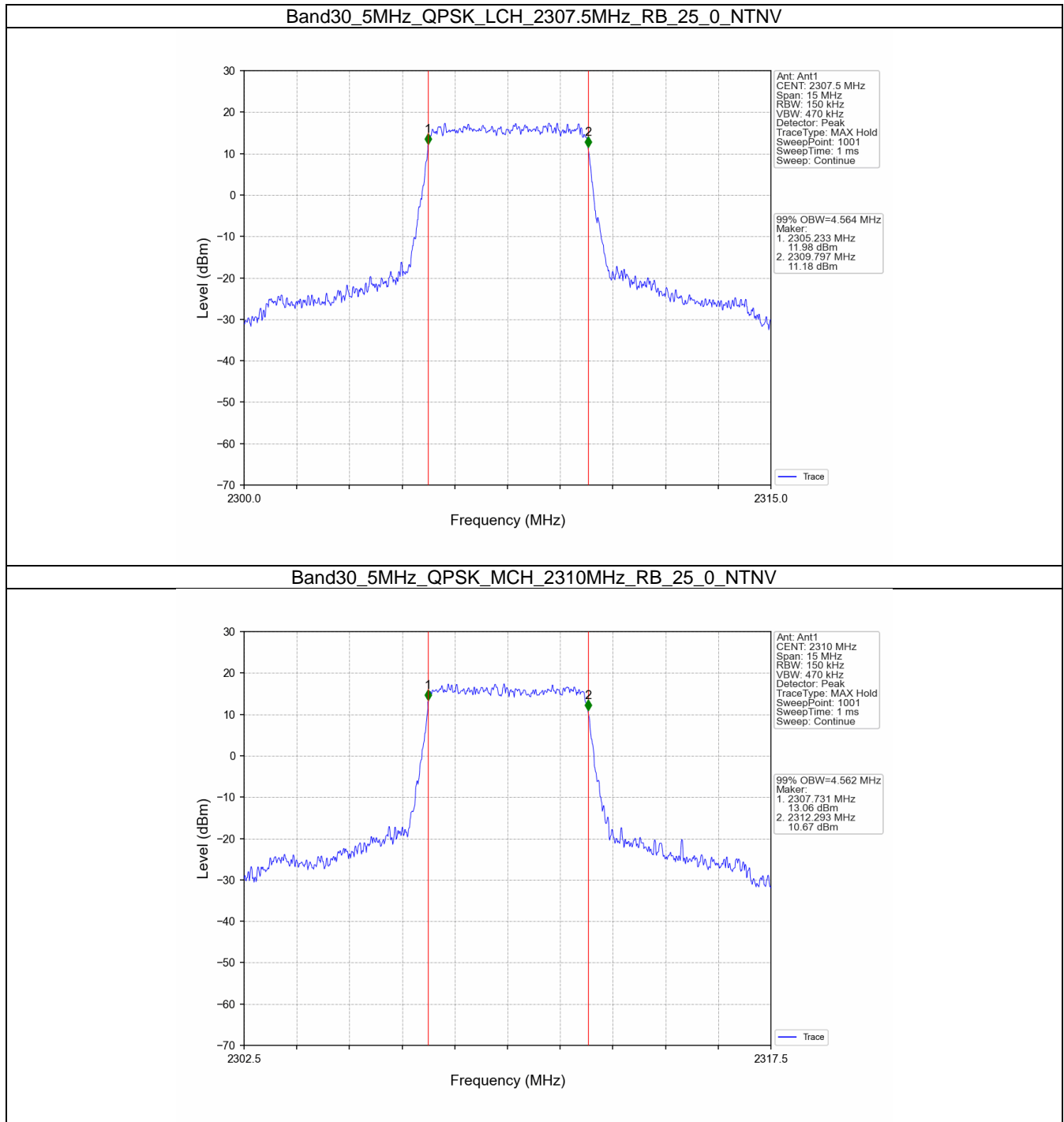
3. 99% & 26dB Bandwidth

3.1 Band30_OBW

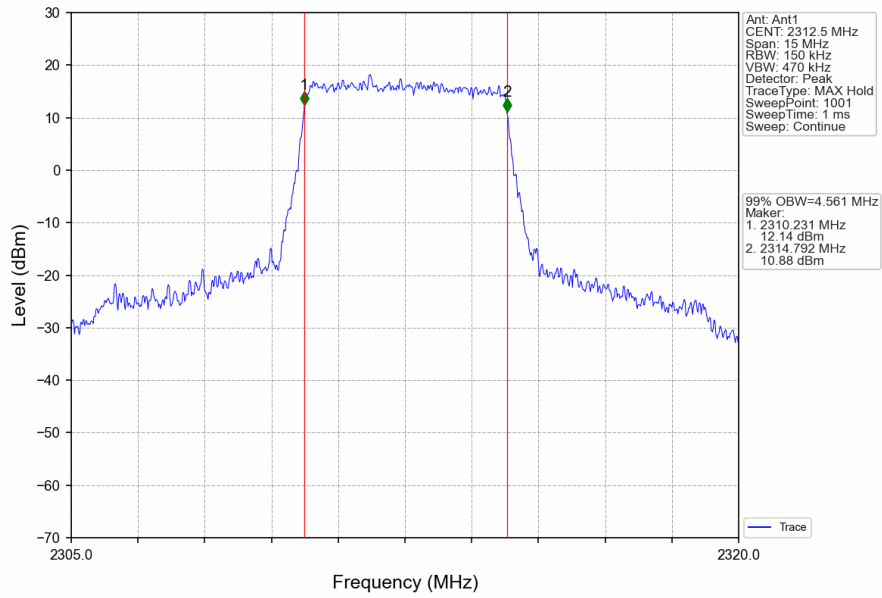
3.1.1 Test Result

Band: 30 / NTN							
Bandwidth (MHz)	Modulation	Frequency (MHz)	RB Allocation		99% Occupied Bandwidth (MHz)		Verdict
			Size	Offset	Result	Limit	
5	QPSK	2307.5	25	0	4.564	/	Pass
		2310	25	0	4.562	/	Pass
		2312.5	25	0	4.561	/	Pass
	16QAM	2307.5	25	0	4.569	/	Pass
		2310	25	0	4.578	/	Pass
		2312.5	25	0	4.586	/	Pass
10	QPSK	2310	50	0	9.072	/	Pass
	16QAM	2310	50	0	9.101	/	Pass

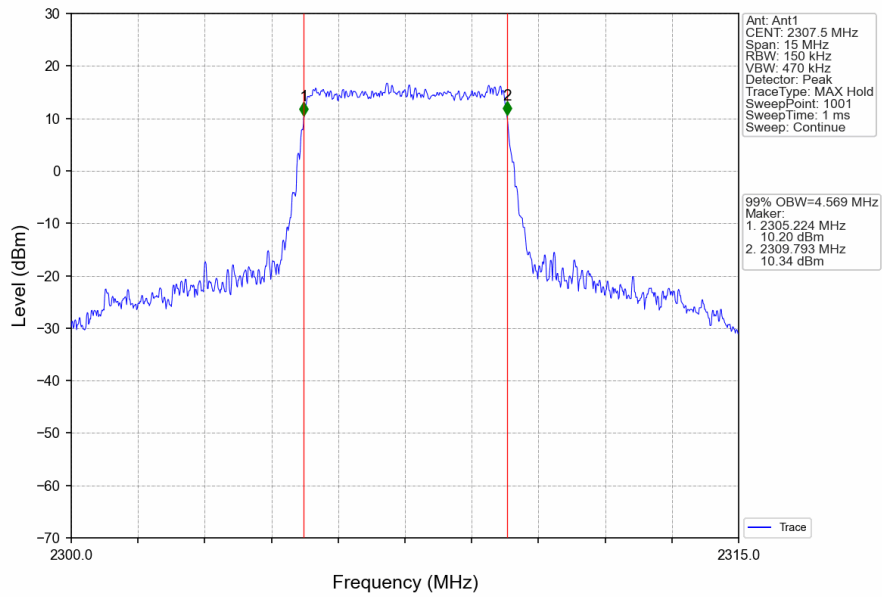
3.1.2 Test Graph



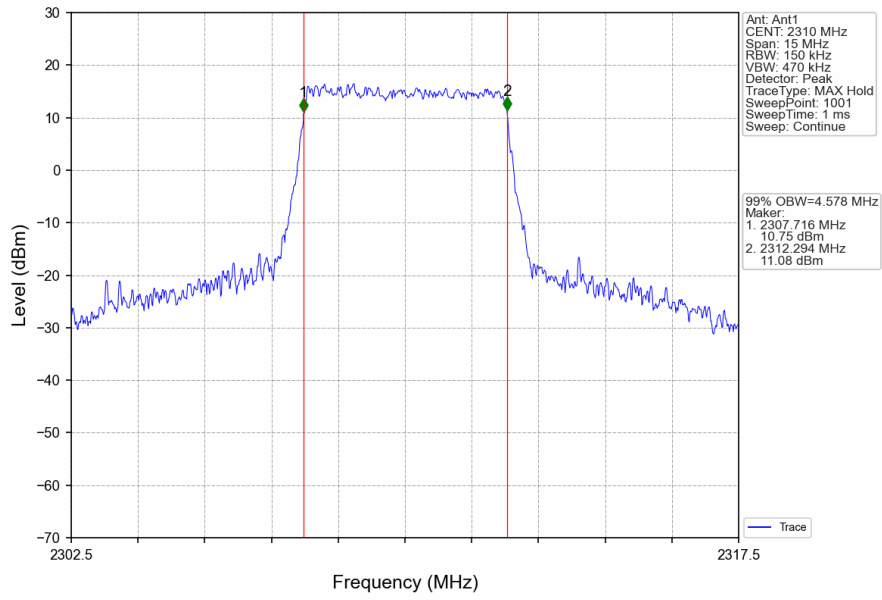
Band30_5MHz_QPSK_HCH_2312.5MHz_RB_25_0_NTNV



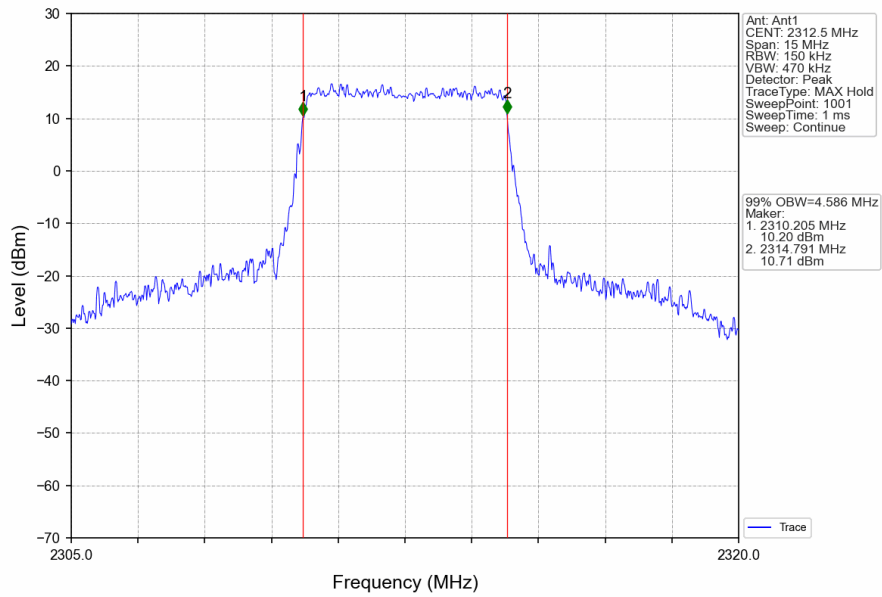
Band30_5MHz_16QAM_LCH_2307.5MHz_RB_25_0_NTNV



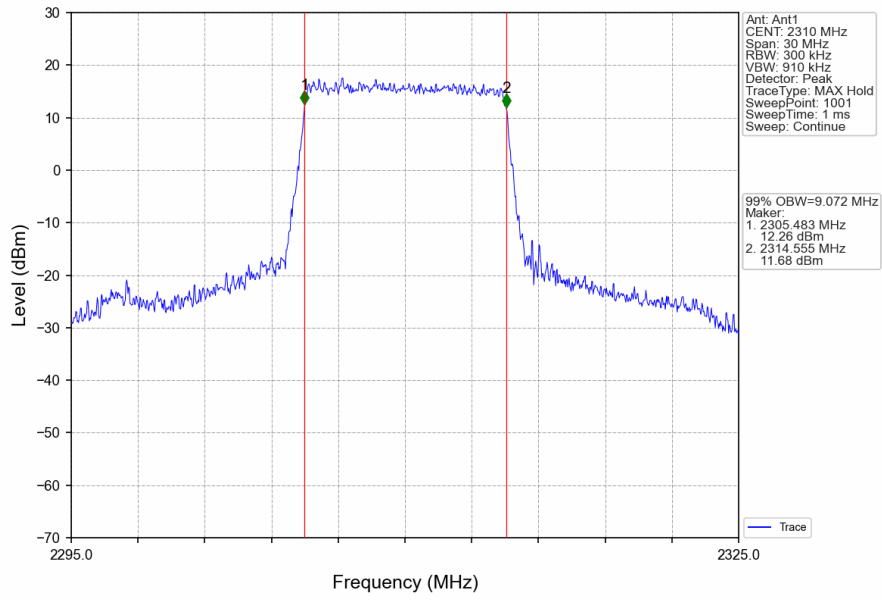
Band30_5MHz_16QAM_MCH_2310MHz_RB_25_0_NTNV



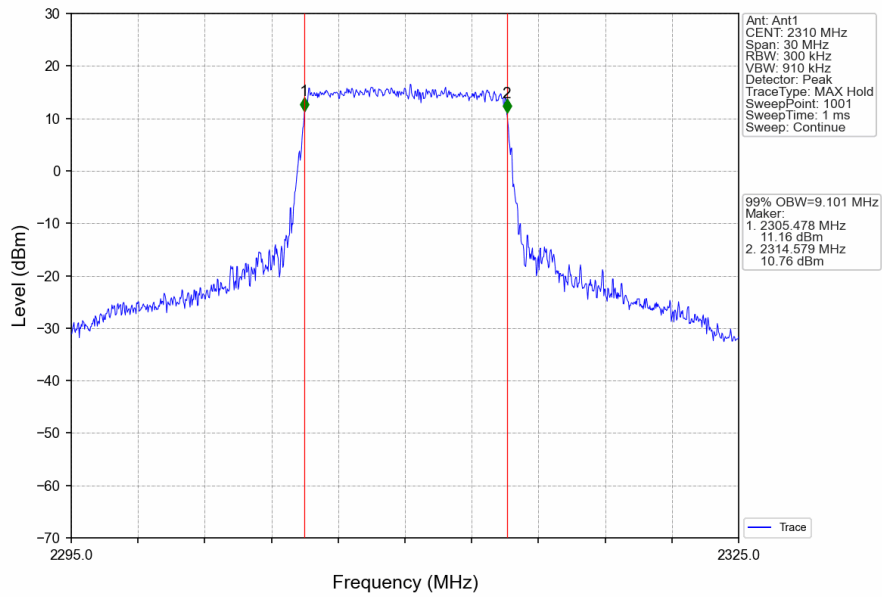
Band30_5MHz_16QAM_HCH_2312.5MHz_RB_25_0_NTNV



Band30_10MHz_QPSK_MCH_2310MHz_RB_50_0_NTNV



Band30_10MHz_16QAM_MCH_2310MHz_RB_50_0_NTNV

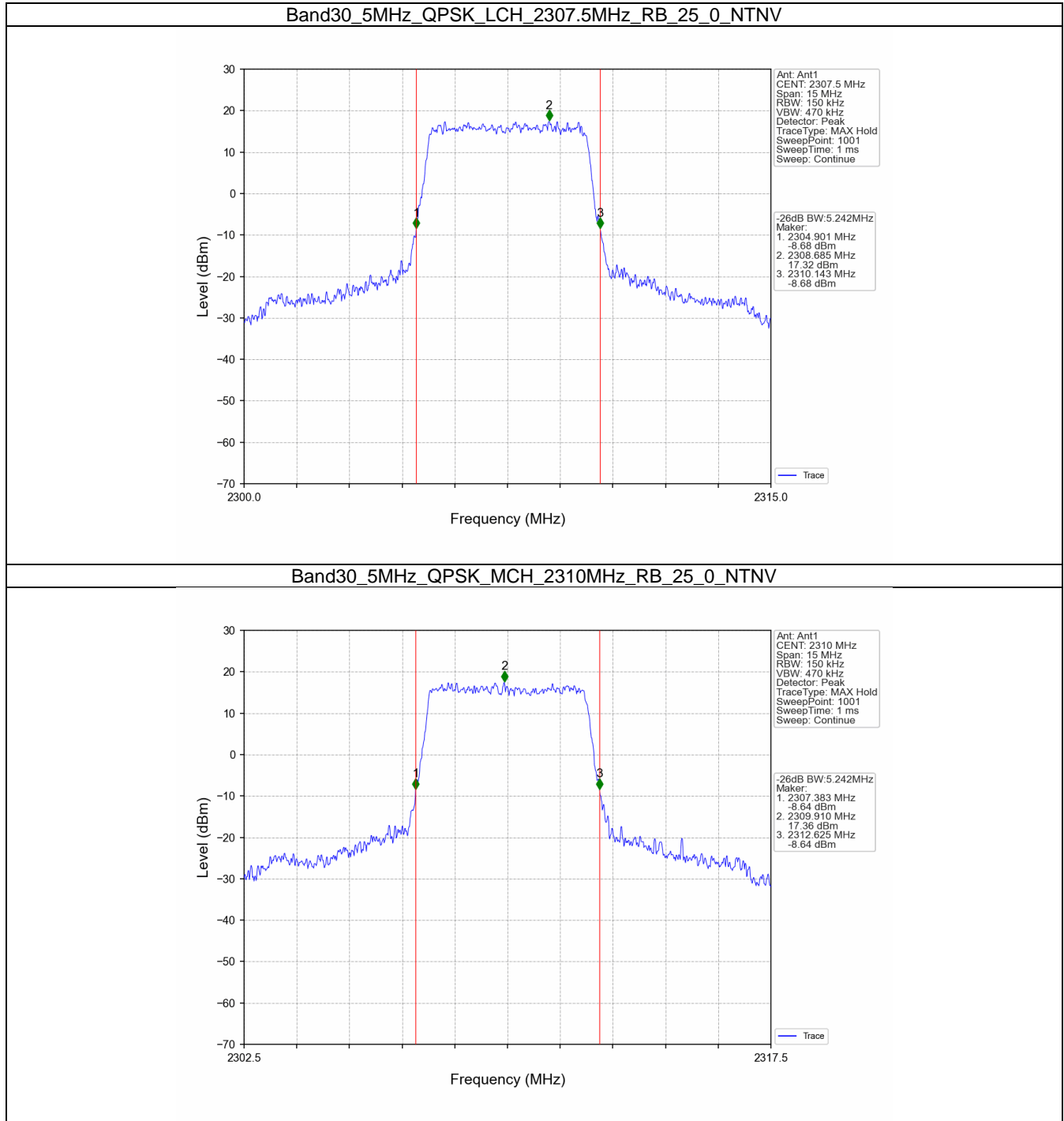


3.2 Band30_XDB

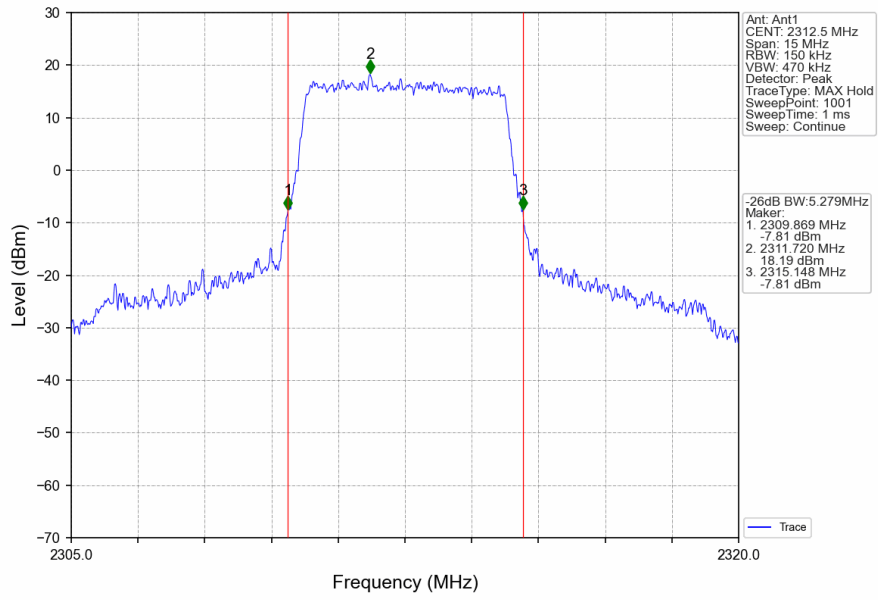
3.2.1 Test Result

Band: 30 / NTNV							
Bandwidth (MHz)	Modulation	Frequency (MHz)	RB Allocation		26dB Bandwidth (MHz)		Verdict
			Size	Offset	Result	Limit	
5	QPSK	2307.5	25	0	5.242	/	Pass
		2310	25	0	5.242	/	Pass
		2312.5	25	0	5.279	/	Pass
	16QAM	2307.5	25	0	5.229	/	Pass
		2310	25	0	5.245	/	Pass
		2312.5	25	0	5.255	/	Pass
10	QPSK	2310	50	0	10.171	/	Pass
	16QAM	2310	50	0	10.266	/	Pass

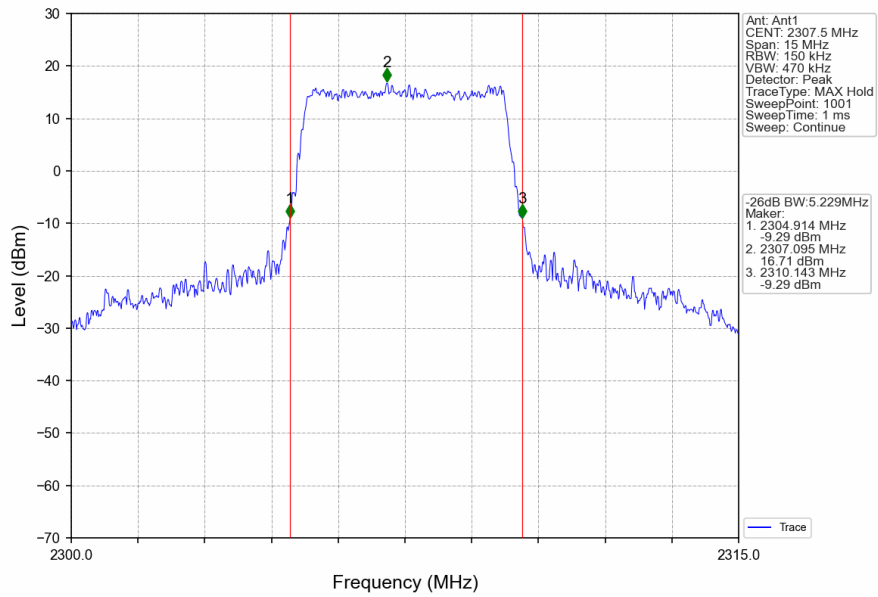
3.2.2 Test Graph



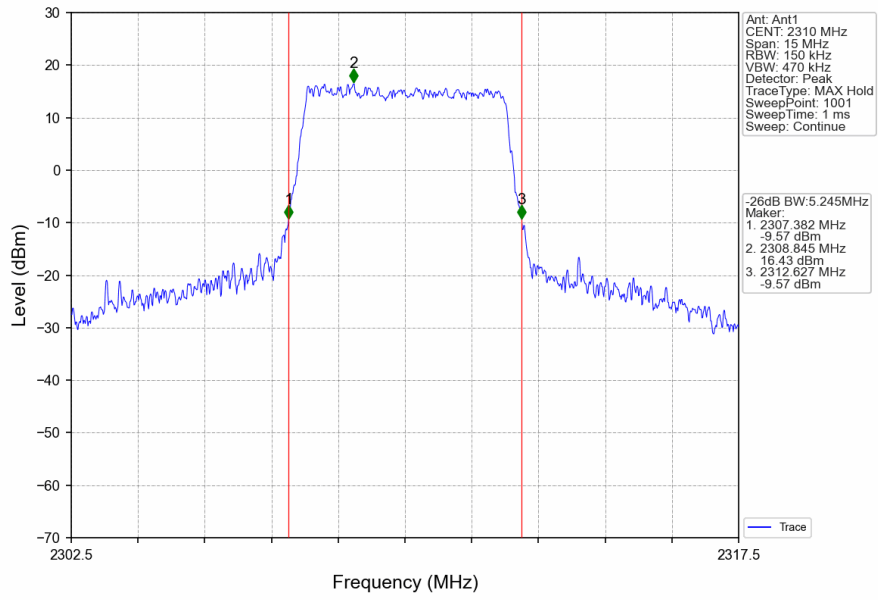
Band30_5MHz_QPSK_HCH_2312.5MHz_RB_25_0_NTNV



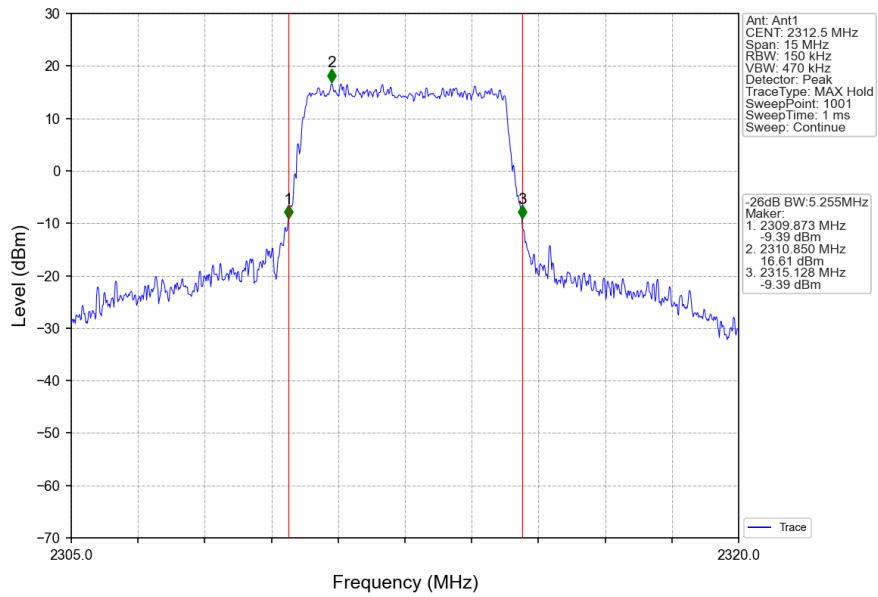
Band30_5MHz_16QAM_LCH_2307.5MHz_RB_25_0_NTNV



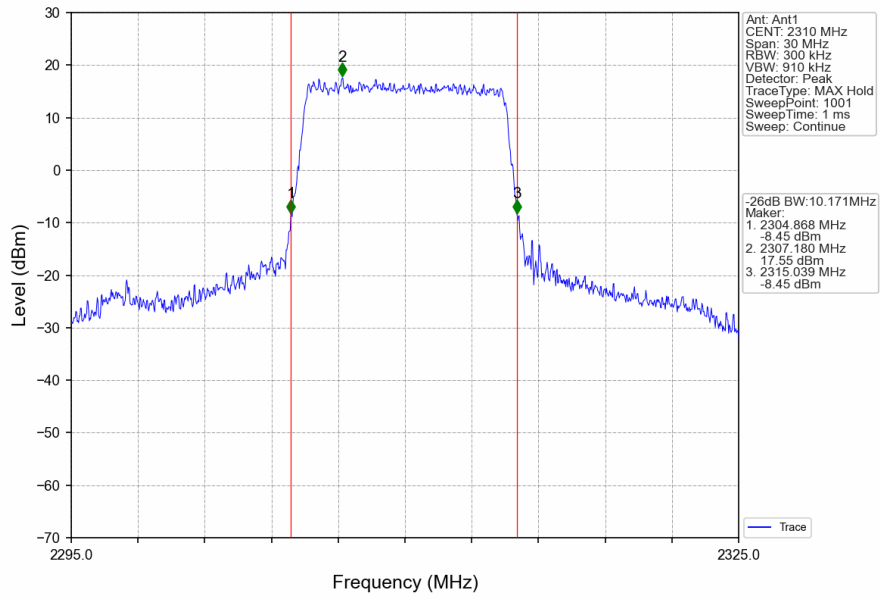
Band30_5MHz_16QAM_MCH_2310MHz_RB_25_0_NTNV



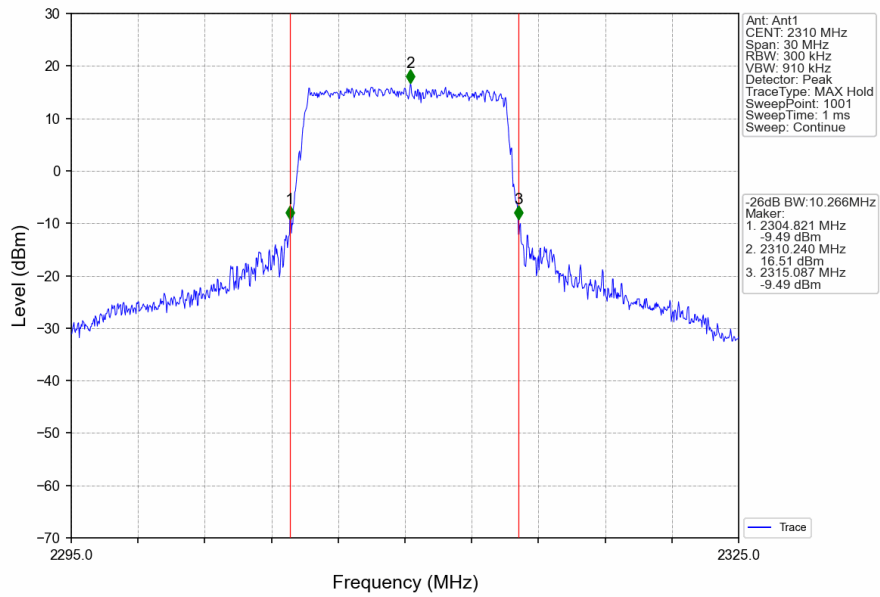
Band30_5MHz_16QAM_HCH_2312.5MHz_RB_25_0_NTNV



Band30_10MHz_QPSK_MCH_2310MHz_RB_50_0_NTNV



Band30_10MHz_16QAM_MCH_2310MHz_RB_50_0_NTNV



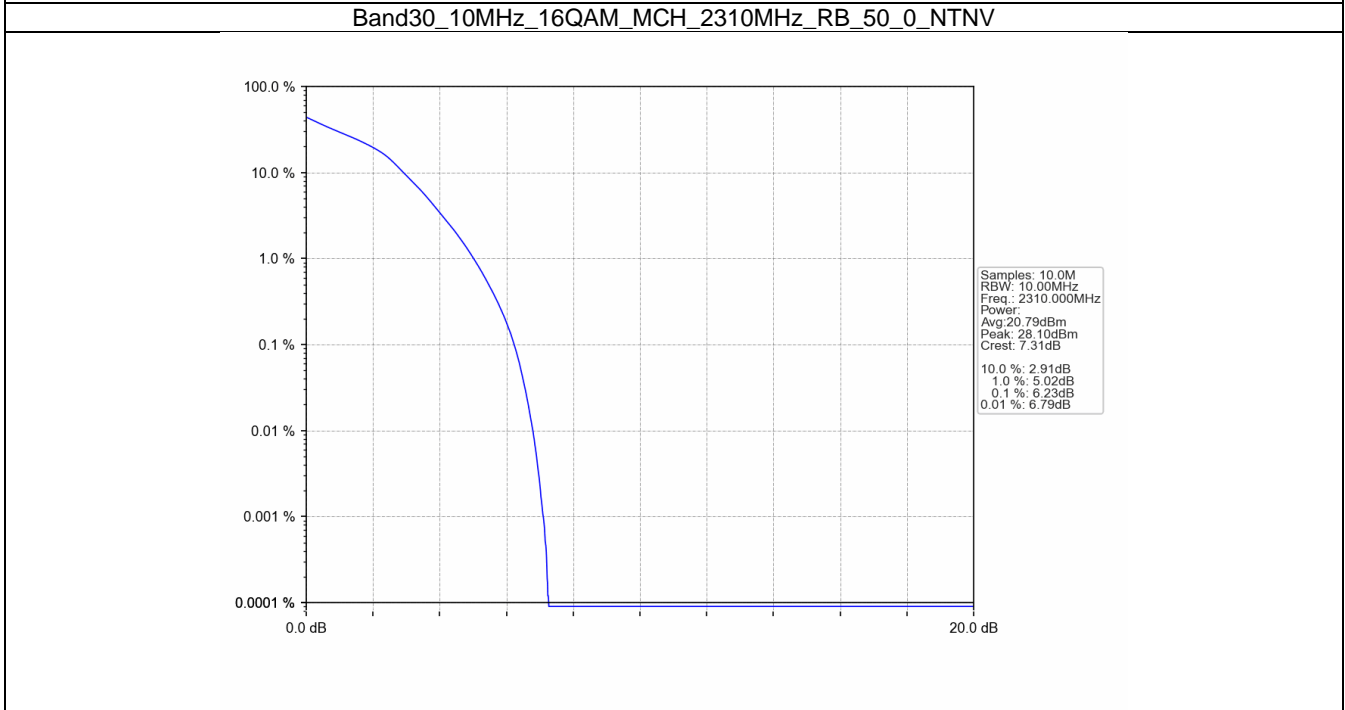
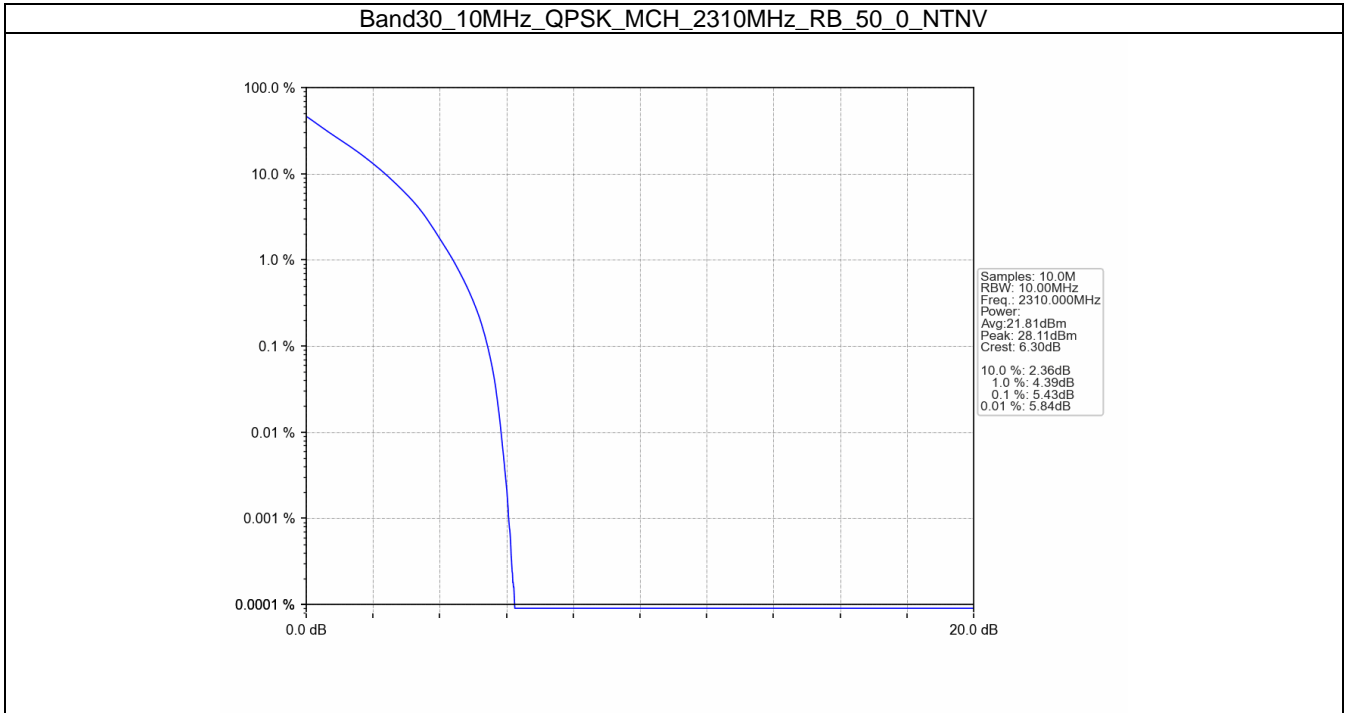
4. Peak-Average Ratio

4.1 B30_10MHz

4.1.1 Test Result

Band: 30 / Bandwidth: 10MHz / NTNV						
Modulation	Frequency (MHz)	RB Allocation		Peak-Average Ratio (dB)		Verdict
		Size	Offset	Result	Limit	
QPSK	2310	50	0	5.43	<=13	Pass
16QAM	2310	50	0	6.23	<=13	Pass

4.1.2 Test Graph



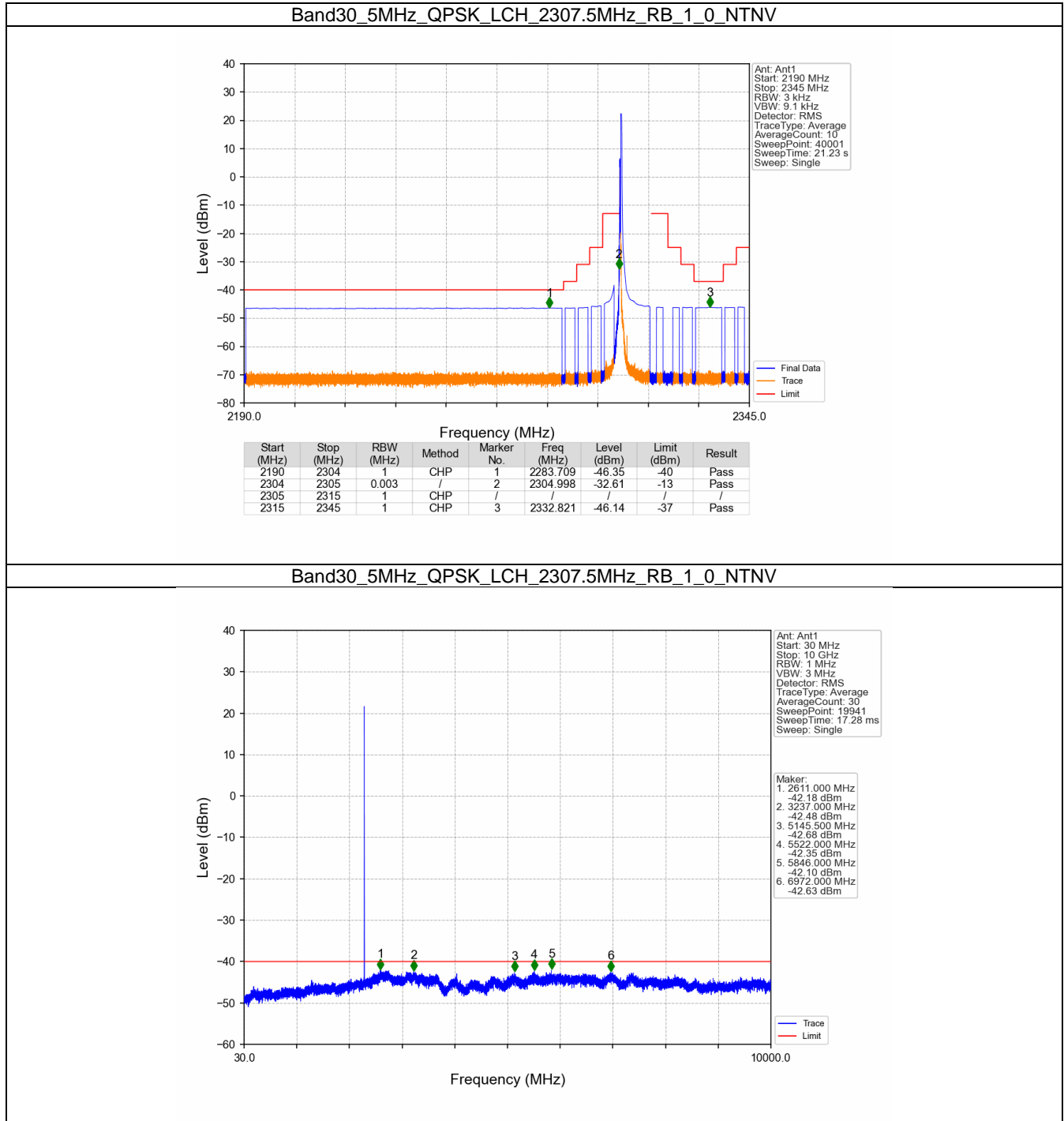
5. Spurious Emission

5.1 B30_5MHz

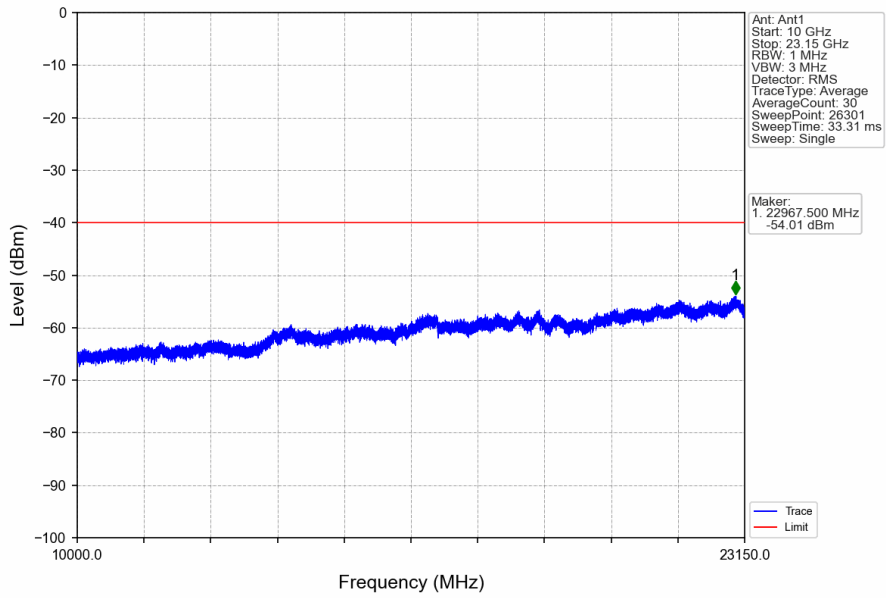
5.1.1 Test Result

Band: 30 / Bandwidth: 5MHz / NTV						
Modulation	Frequency (MHz)	RB Allocation		Spurious Emission		Verdict
		Size	Offset	Result	Limit	
QPSK	2307.5	1	0	Refer To Test Graph	Pass	
		25	0	Refer To Test Graph	Pass	
	2310	1	0	Refer To Test Graph	Pass	
		1	0	Refer To Test Graph	Pass	
	2312.5	1	24	Refer To Test Graph	Pass	
		25	0	Refer To Test Graph	Pass	

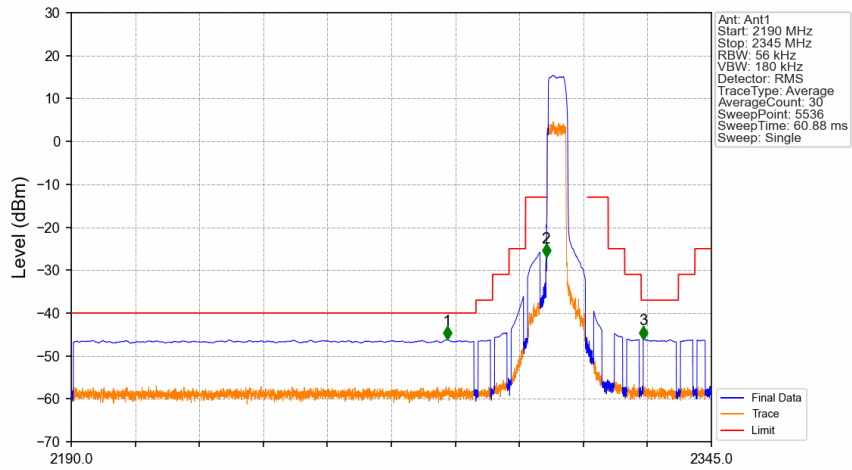
5.1.2 Test Graph



Band30_5MHz_QPSK_LCH_2307.5MHz_RB_1_0_NTNV

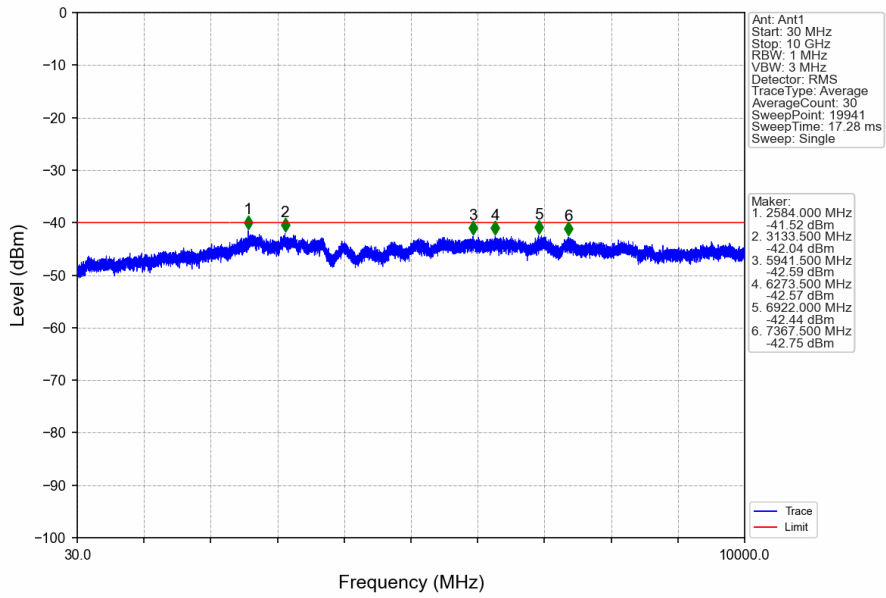


Band30_5MHz_QPSK_LCH_2307.5MHz_RB_25_0_NTNV

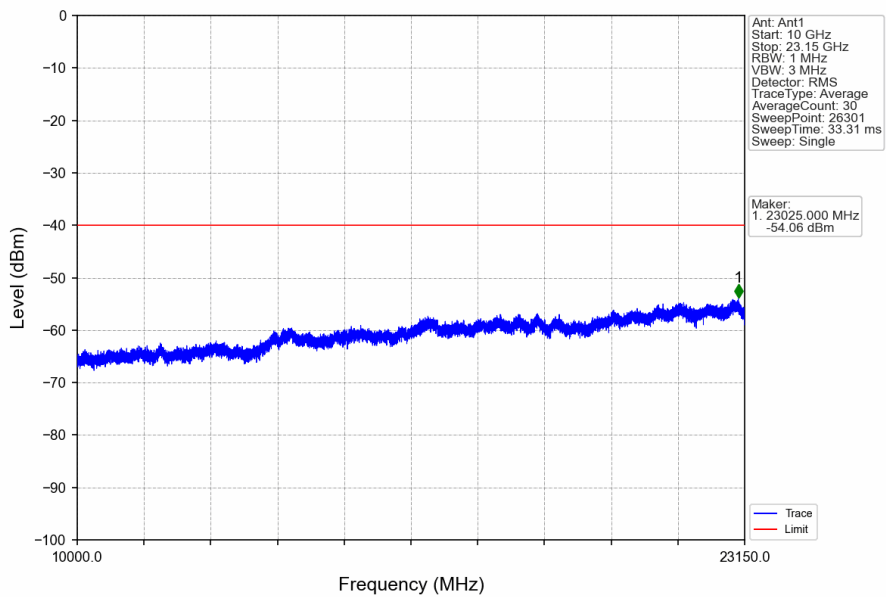


Start (MHz)	Stop (MHz)	RBW (MHz)	Method	Marker No.	Freq (MHz)	Level (dBm)	Limit (dBm)	Result
2190	2304	1	CHP	1	2281.068	-46.21	-40	Pass
2304	2305	0.056	/	2	2304.983	-27.00	-13	Pass
2305	2315	1	CHP	/	/	/	/	/
2315	2345	1	CHP	3	2328.562	-46.11	-37	Pass

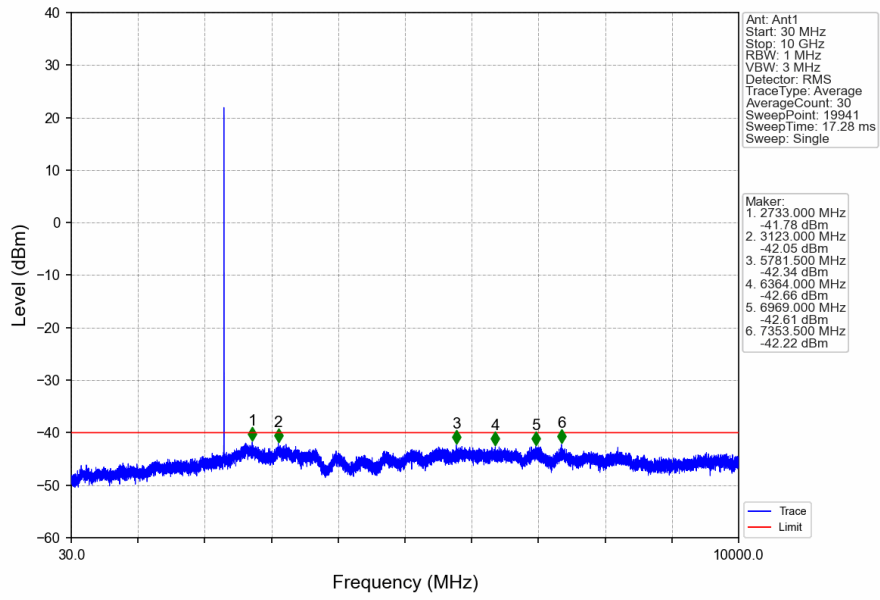
Band30_5MHz_QPSK_MCH_2310MHz_RB_1_0_NTNV



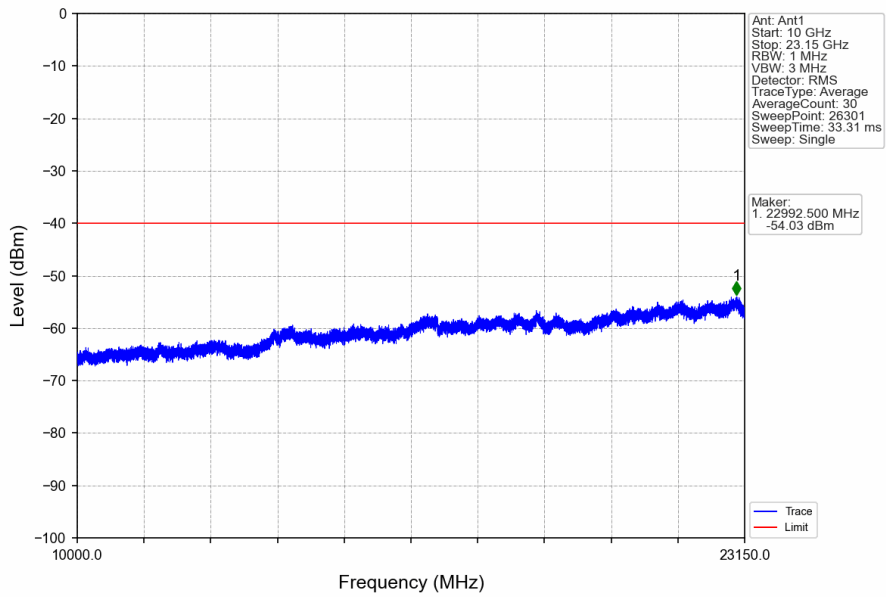
Band30_5MHz_QPSK_MCH_2310MHz_RB_1_0_NTNV



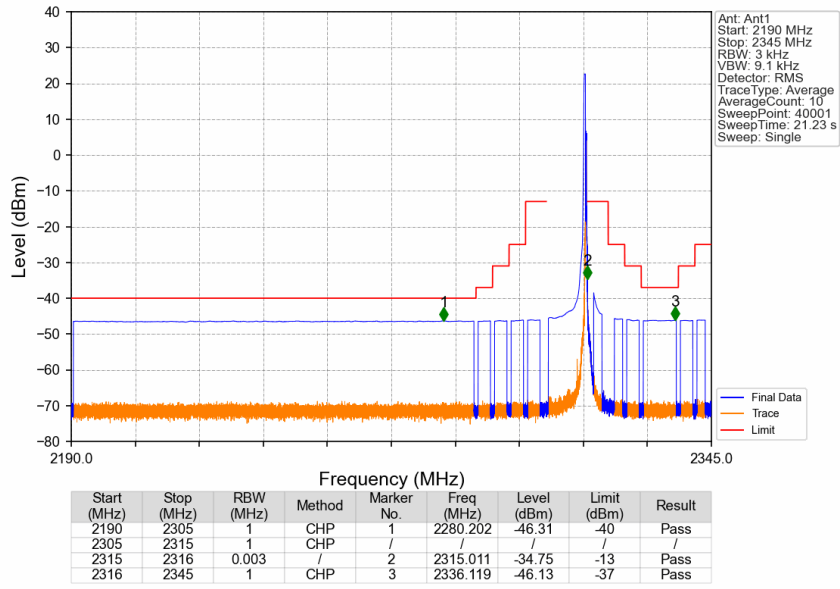
Band30_5MHz_QPSK_HCH_2312.5MHz_RB_1_0_NTNV



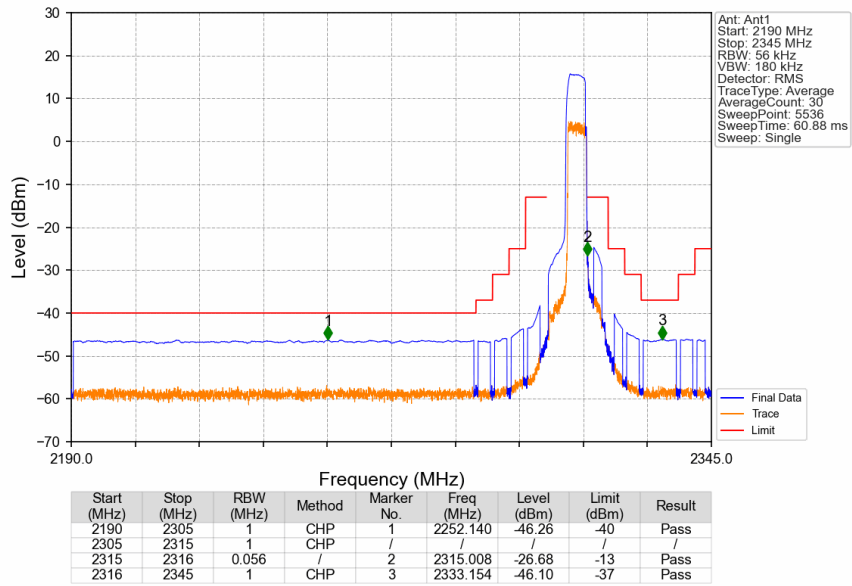
Band30_5MHz_QPSK_HCH_2312.5MHz_RB_1_0_NTNV



Band30_5MHz_QPSK_HCH_2312.5MHz_RB_1_24_NTNV



Band30_5MHz_QPSK_HCH_2312.5MHz_RB_25_0_NTNV

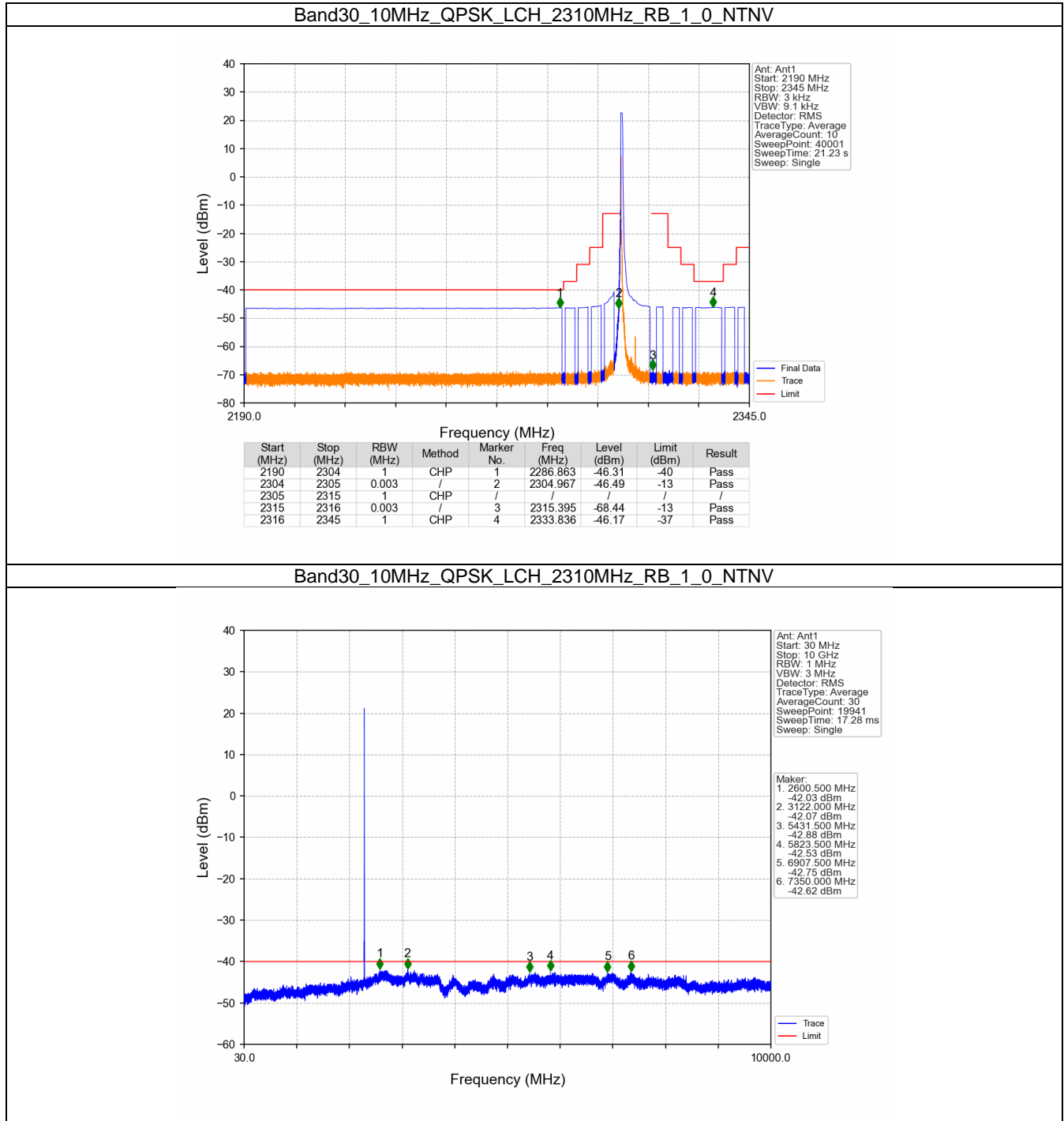


5.2 B30_10MHz

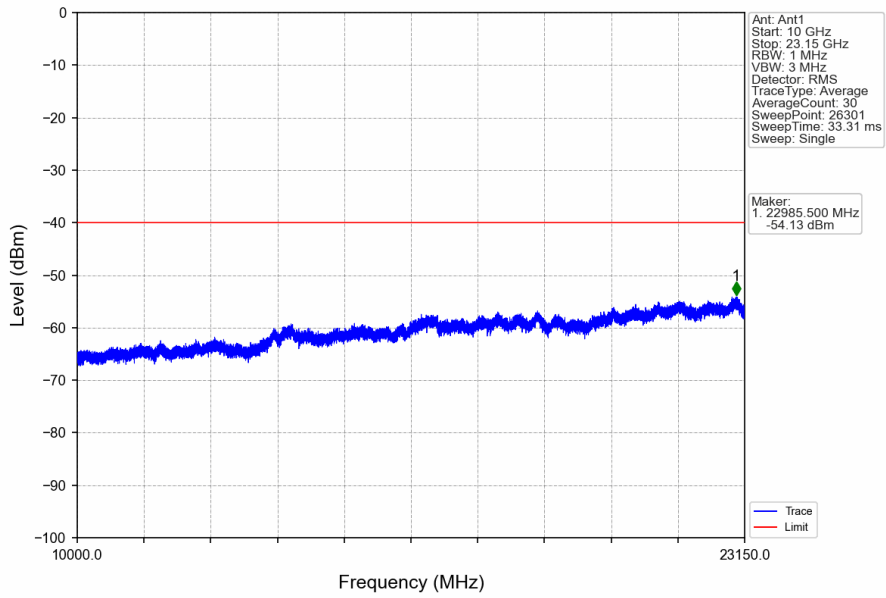
5.2.1 Test Result

Band: 30 / Bandwidth: 10MHz / NTNV						
Modulation	Frequency (MHz)	RB Allocation		Spurious Emission		Verdict
		Size	Offset	Result	Limit	
QPSK	2310	1	0	Refer To Test Graph		Pass
		50	0	Refer To Test Graph		Pass
	2310	1	49	Refer To Test Graph		Pass
		50	0	Refer To Test Graph		Pass

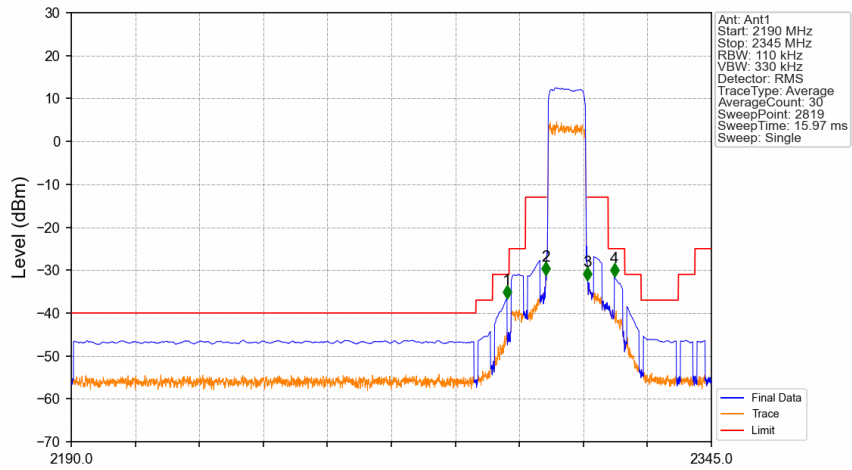
5.2.2 Test Graph



Band30_10MHz_QPSK_LCH_2310MHz_RB_1_0_NTNV

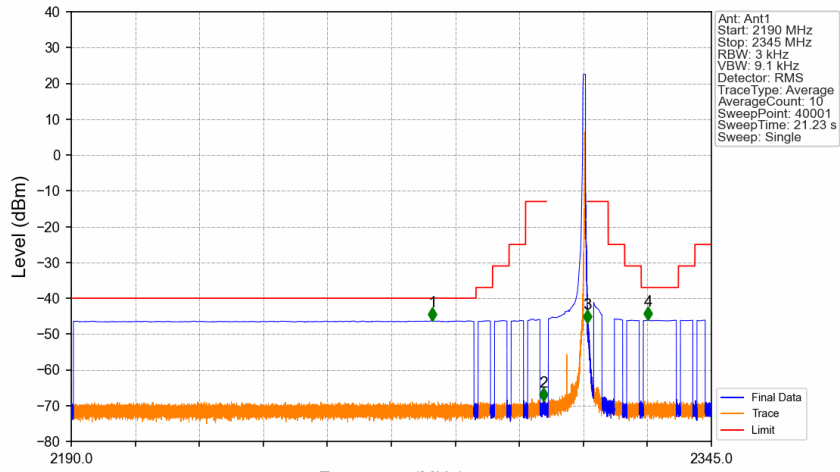


Band30_10MHz_QPSK_LCH_2310MHz_RB_50_0_NTNV



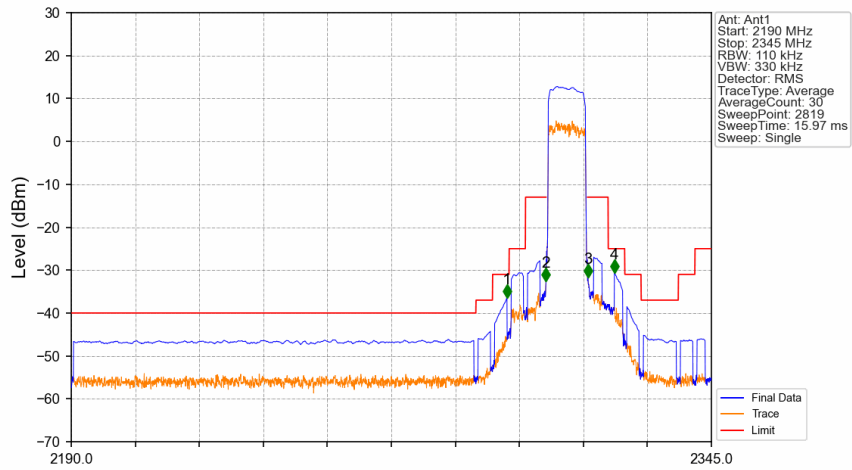
Start (MHz)	Stop (MHz)	RBW (MHz)	Method	Marker No.	Freq (MHz)	Level (dBm)	Limit (dBm)	Result
2190	2304	1	CHP	1	2295.497	-36.62	-31	Pass
2304	2305	0.11	/	2	2304.902	-31.18	-13	Pass
2305	2315	1	CHP	/	/	/	/	/
2315	2316	0.11	/	3	2315.023	-32.49	-13	Pass
2316	2345	1	CHP	4	2321.513	-31.57	-25	Pass

Band30_10MHz_QPSK_HCH_2310MHz_RB_1_49_NTNV



Start (MHz)	Stop (MHz)	RBW (MHz)	Method	Marker No.	Freq (MHz)	Level (dBm)	Limit (dBm)	Result
2190	2304	1	CHP	1	2277.443	-46.29	-40	Pass
2304	2305	0.003	/	2	2304.340	-68.72	-13	Pass
2305	2315	1	CHP	/	/	/	/	/
2315	2316	0.003	/	3	2315.015	-47.05	-13	Pass
2316	2345	1	CHP	4	2329.632	-46.15	-37	Pass

Band30_10MHz_QPSK_HCH_2310MHz_RB_50_0_NTNV



Start (MHz)	Stop (MHz)	RBW (MHz)	Method	Marker No.	Freq (MHz)	Level (dBm)	Limit (dBm)	Result
2190	2304	1	CHP	1	2295.497	-36.47	-31	Pass
2304	2305	0.11	/	2	2304.957	-32.68	-13	Pass
2305	2315	1	CHP	/	/	/	/	/
2315	2316	0.11	/	3	2315.078	-31.72	-13	Pass
2316	2345	1	CHP	4	2321.513	-30.62	-25	Pass