

1. Effective (Isotropic) Radiated Power Output Data

1.1 B7_5MHz_EIRP

1.1.1 Test Result

Band: 7 / Bandwidth: 5MHz / NTN										
Modulation	Frequency (MHz)	RB Allocation		Conducted Power (dBm)	Gain (dBi)	EIRP (dBm)		Verdict		
		Size	Offset			Result	Limit			
QPSK	2502.5	1	0	23.52	1.4	24.92	<=33.01	Pass		
			13	23.38	1.4	24.78	<=33.01	Pass		
			24	23.28	1.4	24.68	<=33.01	Pass		
		12	0	22.95	1.4	24.35	<=33.01	Pass		
			6	22.93	1.4	24.33	<=33.01	Pass		
			13	23	1.4	24.4	<=33.01	Pass		
		25	0	23.02	1.4	24.42	<=33.01	Pass		
		2535	1	0	23.66	1.4	25.06	<=33.01	Pass	
				13	23.72	1.4	25.12	<=33.01	Pass	
	24			23.45	1.4	24.85	<=33.01	Pass		
	12		0	23.23	1.4	24.63	<=33.01	Pass		
			6	22.8	1.4	24.2	<=33.01	Pass		
			13	23.14	1.4	24.54	<=33.01	Pass		
	25		0	23.24	1.4	24.64	<=33.01	Pass		
	2567.5		1	0	23.66	1.4	25.06	<=33.01	Pass	
				13	23.15	1.4	24.55	<=33.01	Pass	
		24		23.03	1.4	24.43	<=33.01	Pass		
		12	0	22.97	1.4	24.37	<=33.01	Pass		
			6	23.51	1.4	24.91	<=33.01	Pass		
			13	23.43	1.4	24.83	<=33.01	Pass		
		25	0	23.46	1.4	24.86	<=33.01	Pass		
		16QAM	2502.5	1	0	23.31	1.4	24.71	<=33.01	Pass
					13	23.03	1.4	24.43	<=33.01	Pass
	24				22.88	1.4	24.28	<=33.01	Pass	
12	0			22.96	1.4	24.36	<=33.01	Pass		
	6			23.05	1.4	24.45	<=33.01	Pass		
	13			23	1.4	24.4	<=33.01	Pass		
25	0			23.32	1.4	24.72	<=33.01	Pass		
2535	1			0	23.24	1.4	24.64	<=33.01	Pass	
				13	22.84	1.4	24.24	<=33.01	Pass	
			24	23.34	1.4	24.74	<=33.01	Pass		
12	0		23.28	1.4	24.68	<=33.01	Pass			

			6	23.17	1.4	24.57	<=33.01	Pass
			13	23.15	1.4	24.55	<=33.01	Pass
		25	0	23.06	1.4	24.46	<=33.01	Pass
	2567.5	1	0	23.07	1.4	24.47	<=33.01	Pass
			13	22.99	1.4	24.39	<=33.01	Pass
			24	22.81	1.4	24.21	<=33.01	Pass
		12	0	23.08	1.4	24.48	<=33.01	Pass
			6	23.39	1.4	24.79	<=33.01	Pass
			13	22.84	1.4	24.24	<=33.01	Pass
		25	0	23.76	1.4	25.16	<=33.01	Pass

Note1: EIRP=Conducted Power+Antenna Gain

1.2 B7_10MHz_EIRP

1.2.1 Test Result

Band: 7 / Bandwidth: 10MHz / NTNV									
Modulation	Frequency (MHz)	RB Allocation		Conducted Power (dBm)	Gain (dBi)	EIRP (dBm)		Verdict	
		Size	Offset			Result	Limit		
QPSK	2505	1	0	23.52	1.4	24.92	<=33.01	Pass	
			25	23.38	1.4	24.78	<=33.01	Pass	
			49	23.28	1.4	24.68	<=33.01	Pass	
		25	0	22.97	1.4	24.37	<=33.01	Pass	
			13	23.09	1.4	24.49	<=33.01	Pass	
			25	23.07	1.4	24.47	<=33.01	Pass	
		50	0	23.08	1.4	24.48	<=33.01	Pass	
		2535	1	0	23.66	1.4	25.06	<=33.01	Pass
				25	23.72	1.4	25.12	<=33.01	Pass
	49			23.45	1.4	24.85	<=33.01	Pass	
	25		0	23.35	1.4	24.75	<=33.01	Pass	
			13	22.8	1.4	24.2	<=33.01	Pass	
			25	22.98	1.4	24.38	<=33.01	Pass	
	50		0	23.22	1.4	24.62	<=33.01	Pass	
	2565		1	0	23.66	1.4	25.06	<=33.01	Pass
				25	23.15	1.4	24.55	<=33.01	Pass
		49		23.03	1.4	24.43	<=33.01	Pass	
		25	0	22.96	1.4	24.36	<=33.01	Pass	
			13	23.69	1.4	25.09	<=33.01	Pass	
			25	23.19	1.4	24.59	<=33.01	Pass	
		50	0	23.25	1.4	24.65	<=33.01	Pass	

16QAM	2505	1	0	23.09	1.4	24.49	<=33.01	Pass	
			25	22.97	1.4	24.37	<=33.01	Pass	
			49	22.99	1.4	24.39	<=33.01	Pass	
		25	0	23.01	1.4	24.41	<=33.01	Pass	
			13	23.02	1.4	24.42	<=33.01	Pass	
			25	23.09	1.4	24.49	<=33.01	Pass	
		50	0	23.12	1.4	24.52	<=33.01	Pass	
		2535	1	0	23.13	1.4	24.53	<=33.01	Pass
				25	22.84	1.4	24.24	<=33.01	Pass
	49			23.15	1.4	24.55	<=33.01	Pass	
	25		0	23.03	1.4	24.43	<=33.01	Pass	
			13	23.19	1.4	24.59	<=33.01	Pass	
			25	23.06	1.4	24.46	<=33.01	Pass	
	50		0	23.3	1.4	24.7	<=33.01	Pass	
	2565		1	0	22.98	1.4	24.38	<=33.01	Pass
				25	23.12	1.4	24.52	<=33.01	Pass
		49		22.88	1.4	24.28	<=33.01	Pass	
		25	0	22.97	1.4	24.37	<=33.01	Pass	
			13	23.77	1.4	25.17	<=33.01	Pass	
			25	23.38	1.4	24.78	<=33.01	Pass	
		50	0	23.31	1.4	24.71	<=33.01	Pass	

Note1: EIRP=Conducted Power+Antenna Gain

1.3 B7_15MHz_EIRP

1.3.1 Test Result

Band: 7 / Bandwidth: 15MHz / NTNV									
Modulation	Frequency (MHz)	RB Allocation		Conducted Power (dBm)	Gain (dBi)	EIRP (dBm)		Verdict	
		Size	Offset			Result	Limit		
QPSK	2507.5	1	0	23.52	1.4	24.92	<=33.01	Pass	
			38	23.38	1.4	24.78	<=33.01	Pass	
			74	23.28	1.4	24.68	<=33.01	Pass	
		36	0	23.03	1.4	24.43	<=33.01	Pass	
			18	23.13	1.4	24.53	<=33.01	Pass	
			39	22.91	1.4	24.31	<=33.01	Pass	
		75	0	23.07	1.4	24.47	<=33.01	Pass	
		2535	1	0	23.66	1.4	25.06	<=33.01	Pass
				38	23.72	1.4	25.12	<=33.01	Pass
74	23.45			1.4	24.85	<=33.01	Pass		

		36	0	23.37	1.4	24.77	<=33.01	Pass
			18	22.8	1.4	24.2	<=33.01	Pass
			39	23.27	1.4	24.67	<=33.01	Pass
		75	0	23.21	1.4	24.61	<=33.01	Pass
	2562.5	1	0	23.66	1.4	25.06	<=33.01	Pass
			38	23.15	1.4	24.55	<=33.01	Pass
			74	23.03	1.4	24.43	<=33.01	Pass
		36	0	23.12	1.4	24.52	<=33.01	Pass
			18	23.33	1.4	24.73	<=33.01	Pass
			39	23.21	1.4	24.61	<=33.01	Pass
	75	0	23.65	1.4	25.05	<=33.01	Pass	
	16QAM	2507.5	1	0	23.16	1.4	24.56	<=33.01
38				23.01	1.4	24.41	<=33.01	Pass
74				23.01	1.4	24.41	<=33.01	Pass
36			0	23.33	1.4	24.73	<=33.01	Pass
			18	23.04	1.4	24.44	<=33.01	Pass
			39	22.9	1.4	24.3	<=33.01	Pass
75		0	23.25	1.4	24.65	<=33.01	Pass	
2535		1	0	23.3	1.4	24.7	<=33.01	Pass
			38	22.84	1.4	24.24	<=33.01	Pass
			74	23.34	1.4	24.74	<=33.01	Pass
		36	0	23.1	1.4	24.5	<=33.01	Pass
			18	22.89	1.4	24.29	<=33.01	Pass
			39	22.85	1.4	24.25	<=33.01	Pass
75		0	22.86	1.4	24.26	<=33.01	Pass	
2562.5		1	0	23.1	1.4	24.5	<=33.01	Pass
			38	22.98	1.4	24.38	<=33.01	Pass
			74	23.18	1.4	24.58	<=33.01	Pass
		36	0	23.01	1.4	24.41	<=33.01	Pass
			18	23.39	1.4	24.79	<=33.01	Pass
			39	23.53	1.4	24.93	<=33.01	Pass
75		0	23.18	1.4	24.58	<=33.01	Pass	

Note1: EIRP=Conducted Power+Antenna Gain

1.4 B7_20MHz_EIRP

1.4.1 Test Result

Band: 7 / Bandwidth: 20MHz / NTNV										
Modulation	Frequency (MHz)	RB Allocation		Conducted Power (dBm)	Gain (dBi)	EIRP (dBm)		Verdict		
		Size	Offset			Result	Limit			
QPSK	2510	1	0	23.52	1.4	24.92	<=33.01	Pass		
			50	23.38	1.4	24.78	<=33.01	Pass		
			99	23.28	1.4	24.68	<=33.01	Pass		
		50	0	23.16	1.4	24.56	<=33.01	Pass		
			25	22.89	1.4	24.29	<=33.01	Pass		
			50	22.91	1.4	24.31	<=33.01	Pass		
		100	0	23.09	1.4	24.49	<=33.01	Pass		
		2535	1	0	23.66	1.4	25.06	<=33.01	Pass	
				50	23.72	1.4	25.12	<=33.01	Pass	
	99			23.45	1.4	24.85	<=33.01	Pass		
	50		0	23.09	1.4	24.49	<=33.01	Pass		
			25	22.8	1.4	24.2	<=33.01	Pass		
			50	23.26	1.4	24.66	<=33.01	Pass		
	100		0	23.22	1.4	24.62	<=33.01	Pass		
	2560		1	0	23.66	1.4	25.06	<=33.01	Pass	
				50	23.15	1.4	24.55	<=33.01	Pass	
		99		23.03	1.4	24.43	<=33.01	Pass		
		50	0	23.01	1.4	24.41	<=33.01	Pass		
			25	23.65	1.4	25.05	<=33.01	Pass		
			50	22.99	1.4	24.39	<=33.01	Pass		
		100	0	23.48	1.4	24.88	<=33.01	Pass		
		16QAM	2510	1	0	23.24	1.4	24.64	<=33.01	Pass
					50	23.04	1.4	24.44	<=33.01	Pass
	99				22.92	1.4	24.32	<=33.01	Pass	
50	0			23.01	1.4	24.41	<=33.01	Pass		
	25			23.06	1.4	24.46	<=33.01	Pass		
	50			23.01	1.4	24.41	<=33.01	Pass		
100	0			23.18	1.4	24.58	<=33.01	Pass		
2535	1			0	23.34	1.4	24.74	<=33.01	Pass	
				50	22.84	1.4	24.24	<=33.01	Pass	
			99	23.31	1.4	24.71	<=33.01	Pass		
	50		0	23.18	1.4	24.58	<=33.01	Pass		
			25	22.94	1.4	24.34	<=33.01	Pass		

		50	23.02	1.4	24.42	<=33.01	Pass	
	100	0	23.02	1.4	24.42	<=33.01	Pass	
	2560	1	0	23.04	1.4	24.44	<=33.01	Pass
			50	23.34	1.4	24.74	<=33.01	Pass
			99	23.16	1.4	24.56	<=33.01	Pass
			50	0	23	1.4	24.4	<=33.01
	25	23.3		1.4	24.7	<=33.01	Pass	
	50	22.97		1.4	24.37	<=33.01	Pass	
	100	0	23.34	1.4	24.74	<=33.01	Pass	
Note1: EIRP=Conducted Power+Antenna Gain								

2. Frequency Stability

2.1 B7_20MHz

2.1.1 Test Result

Band: 7 / Bandwidth: 20MHz									
Modulation	Frequency (MHz)	RB Allocation		Temp. (°C)	Voltage (VDC)	Freq. Error (Hz)	Freq. vs. Rated (ppm)		Verdict
		Size	Offset				Result	Limit	
QPSK	2510	100	0	20	3.27	1.751	0.0007	-2.5 to 2.5	Pass
					3.85	0.857	0.0003	-2.5 to 2.5	Pass
					4.43	1.544	0.0006	-2.5 to 2.5	Pass
				-30	3.85	-0.433	-0.0002	-2.5 to 2.5	Pass
				-20	3.85	0.975	0.0004	-2.5 to 2.5	Pass
				-10	3.85	0.072	0.0000	-2.5 to 2.5	Pass
				0	3.85	-0.567	-0.0002	-2.5 to 2.5	Pass
				10	3.85	0.343	0.0001	-2.5 to 2.5	Pass
				30	3.85	0.872	0.0003	-2.5 to 2.5	Pass
				40	3.85	1.485	0.0006	-2.5 to 2.5	Pass
	50	3.85	-0.008	0.0000	-2.5 to 2.5	Pass			
	2535	100	0	20	3.27	-0.723	-0.0003	-2.5 to 2.5	Pass
					3.85	-0.150	-0.0001	-2.5 to 2.5	Pass
					4.43	-1.791	-0.0007	-2.5 to 2.5	Pass
				-30	3.85	-1.174	-0.0005	-2.5 to 2.5	Pass
				-20	3.85	-0.128	-0.0001	-2.5 to 2.5	Pass
				-10	3.85	-0.752	-0.0003	-2.5 to 2.5	Pass
				0	3.85	-0.314	-0.0001	-2.5 to 2.5	Pass
				10	3.85	-1.015	-0.0004	-2.5 to 2.5	Pass
				30	3.85	-0.713	-0.0003	-2.5 to 2.5	Pass
				40	3.85	-0.847	-0.0003	-2.5 to 2.5	Pass
	50	3.85	-0.413	-0.0002	-2.5 to 2.5	Pass			
	2560	100	0	20	3.27	-2.470	-0.0010	-2.5 to 2.5	Pass
					3.85	-1.208	-0.0005	-2.5 to 2.5	Pass
					4.43	-2.578	-0.0010	-2.5 to 2.5	Pass
				-30	3.85	-2.846	-0.0011	-2.5 to 2.5	Pass
				-20	3.85	-3.403	-0.0013	-2.5 to 2.5	Pass
-10				3.85	-2.225	-0.0009	-2.5 to 2.5	Pass	
0				3.85	-1.888	-0.0007	-2.5 to 2.5	Pass	

				10	3.85	-1.850	-0.0007	-2.5 to 2.5	Pass
				30	3.85	-2.062	-0.0008	-2.5 to 2.5	Pass
				40	3.85	-1.936	-0.0008	-2.5 to 2.5	Pass
				50	3.85	-1.753	-0.0007	-2.5 to 2.5	Pass

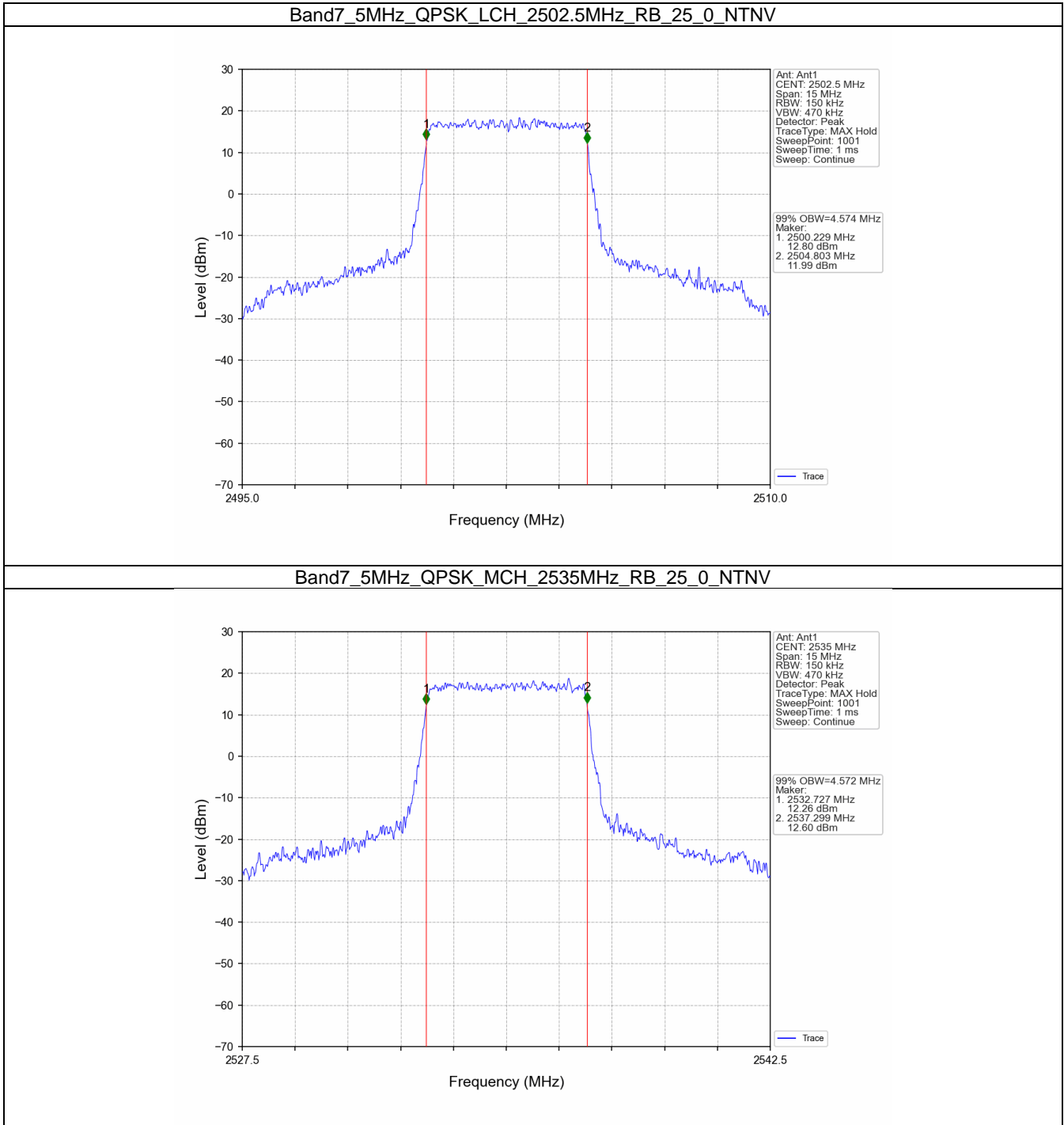
3. 99% & 26dB Bandwidth

3.1 Band7_OBW

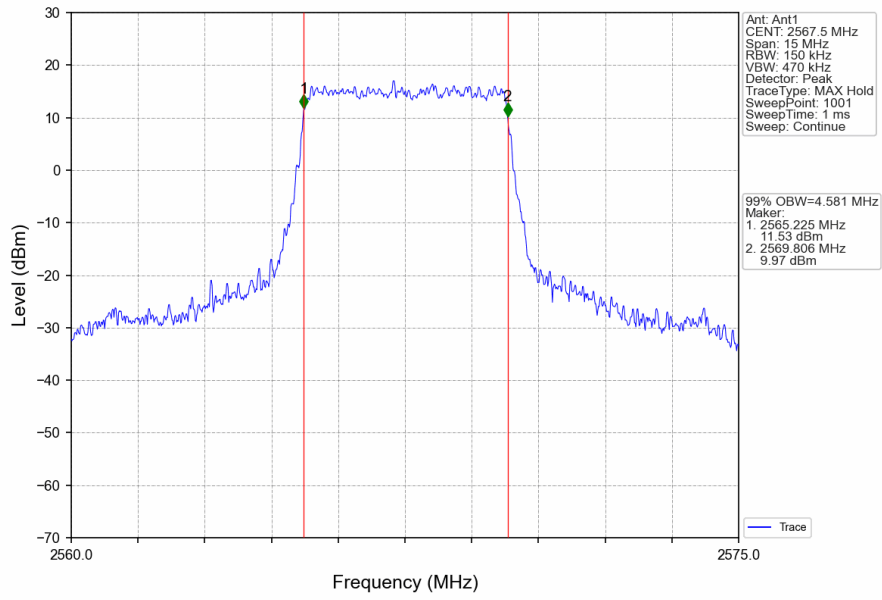
3.1.1 Test Result

Band: 7 / NTN							
Bandwidth (MHz)	Modulation	Frequency (MHz)	RB Allocation		99% Occupied Bandwidth (MHz)		Verdict
			Size	Offset	Result	Limit	
5	QPSK	2502.5	25	0	4.574	/	Pass
		2535	25	0	4.572	/	Pass
		2567.5	25	0	4.581	/	Pass
	16QAM	2502.5	25	0	4.572	/	Pass
		2535	25	0	4.577	/	Pass
		2567.5	25	0	4.576	/	Pass
10	QPSK	2505	50	0	9.093	/	Pass
		2535	50	0	9.087	/	Pass
		2565	50	0	9.110	/	Pass
	16QAM	2505	50	0	9.117	/	Pass
		2535	50	0	9.079	/	Pass
		2565	50	0	9.089	/	Pass
15	QPSK	2507.5	75	0	13.663	/	Pass
		2535	75	0	13.645	/	Pass
		2562.5	75	0	13.664	/	Pass
	16QAM	2507.5	75	0	13.633	/	Pass
		2535	75	0	13.610	/	Pass
		2562.5	75	0	13.616	/	Pass
20	QPSK	2510	100	0	18.129	/	Pass
		2535	100	0	18.214	/	Pass
		2560	100	0	18.179	/	Pass
	16QAM	2510	100	0	18.148	/	Pass
		2535	100	0	18.153	/	Pass
		2560	100	0	18.213	/	Pass

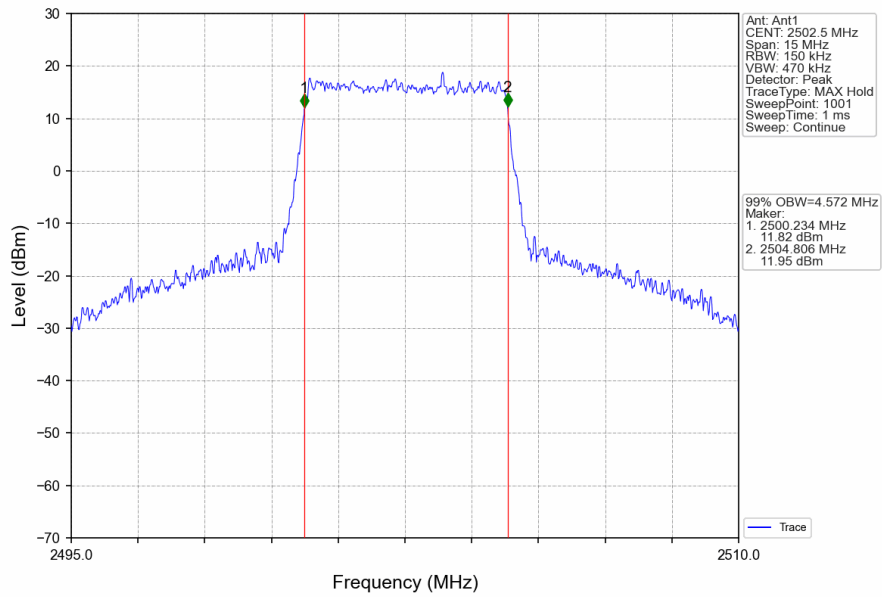
3.1.2 Test Graph



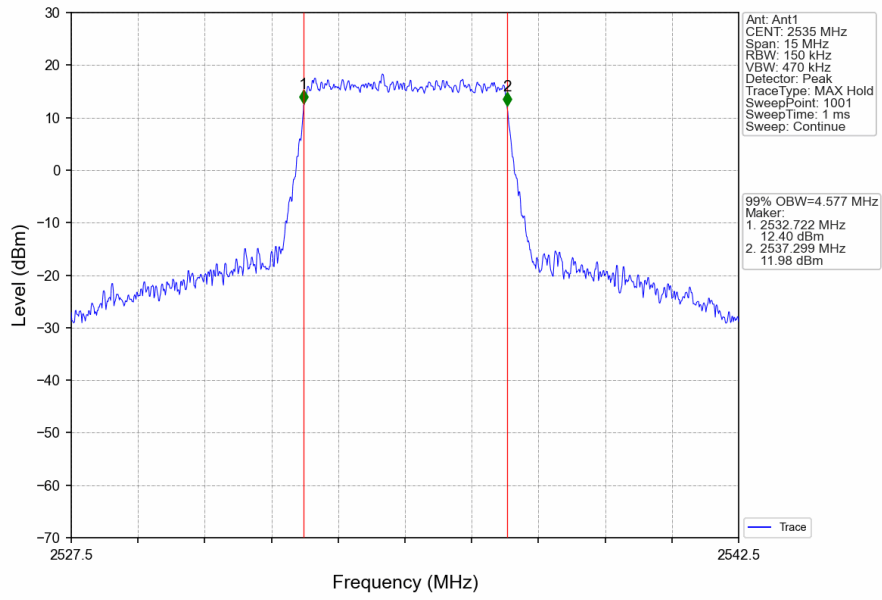
Band7_5MHz_QPSK_HCH_2567.5MHz_RB_25_0_NTNV



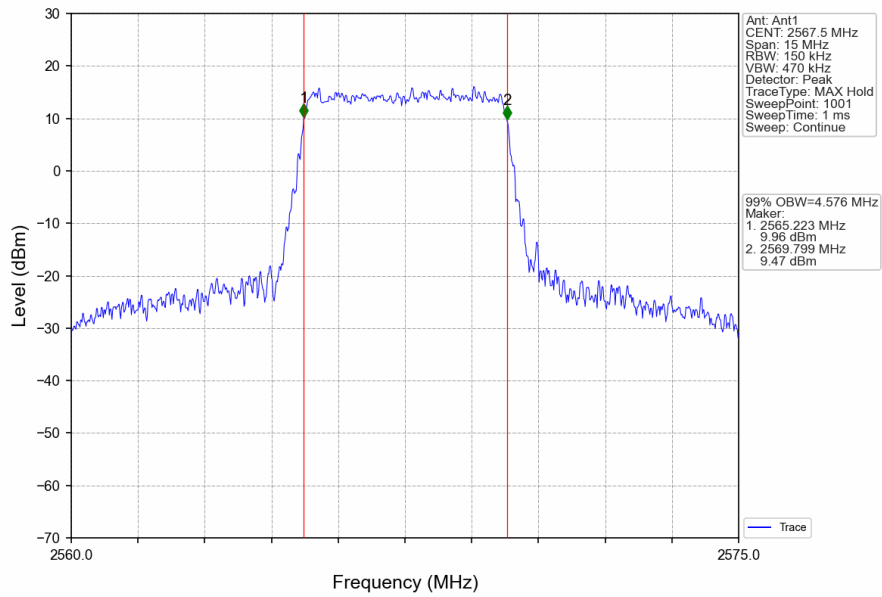
Band7_5MHz_16QAM_LCH_2502.5MHz_RB_25_0_NTNV



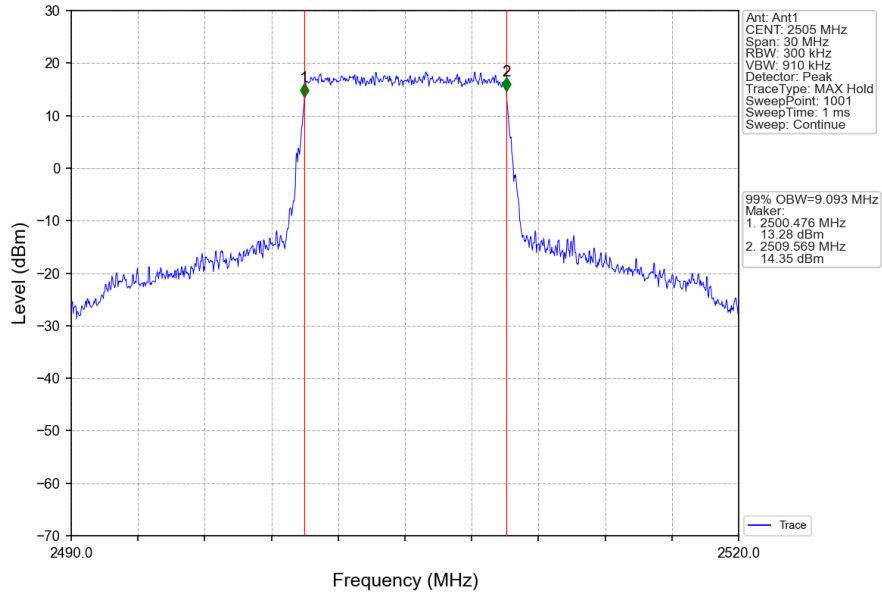
Band7_5MHz_16QAM_MCH_2535MHz_RB_25_0_NTNV



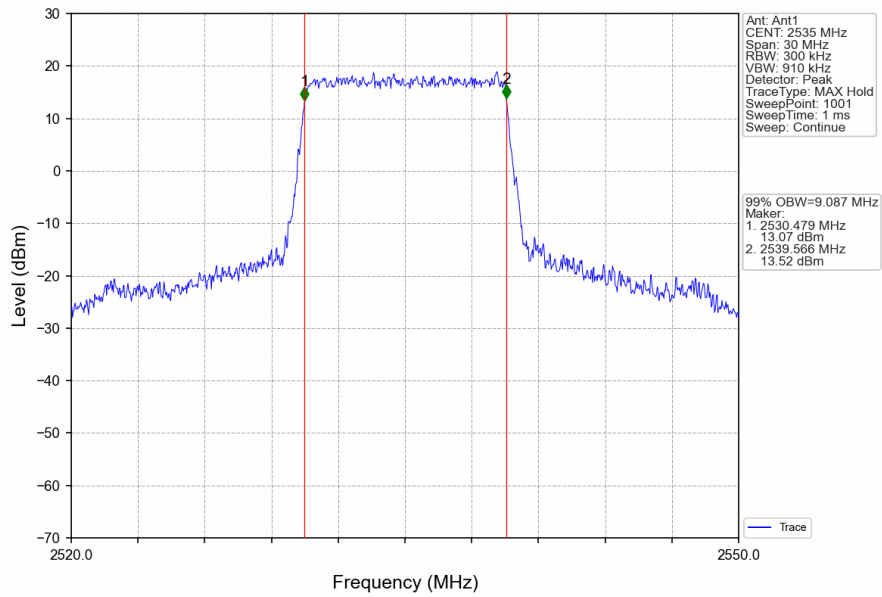
Band7_5MHz_16QAM_HCH_2567.5MHz_RB_25_0_NTNV



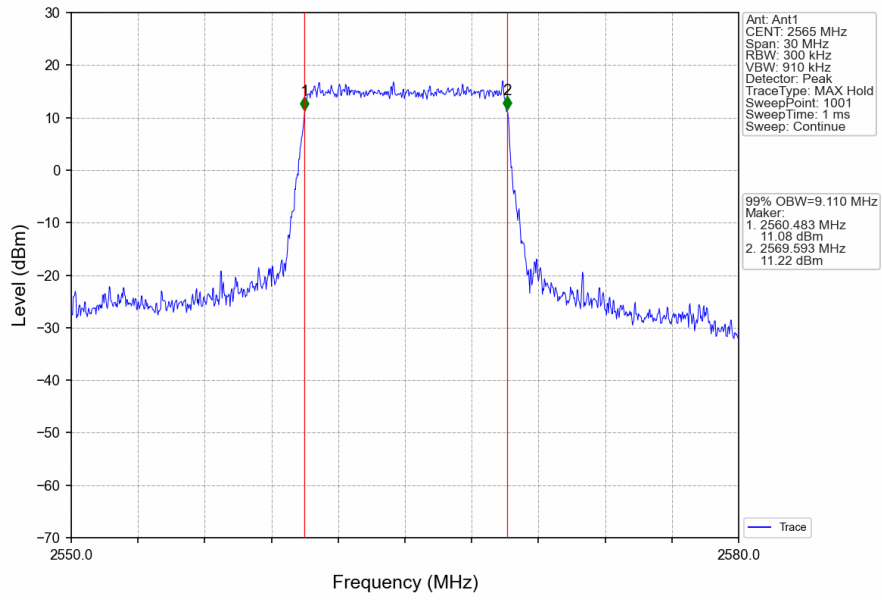
Band7_10MHz_QPSK_LCH_2505MHz_RB_50_0_NTNV



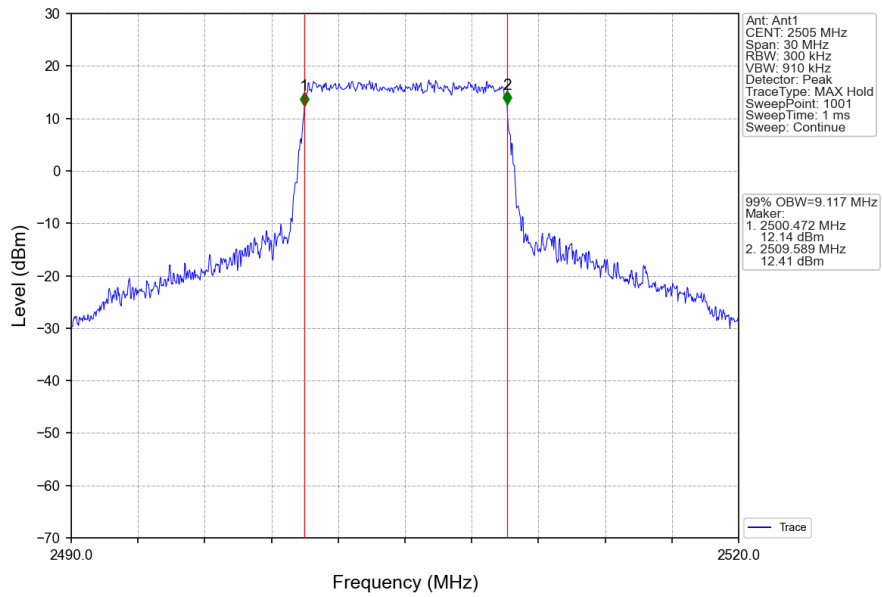
Band7_10MHz_QPSK_MCH_2535MHz_RB_50_0_NTNV



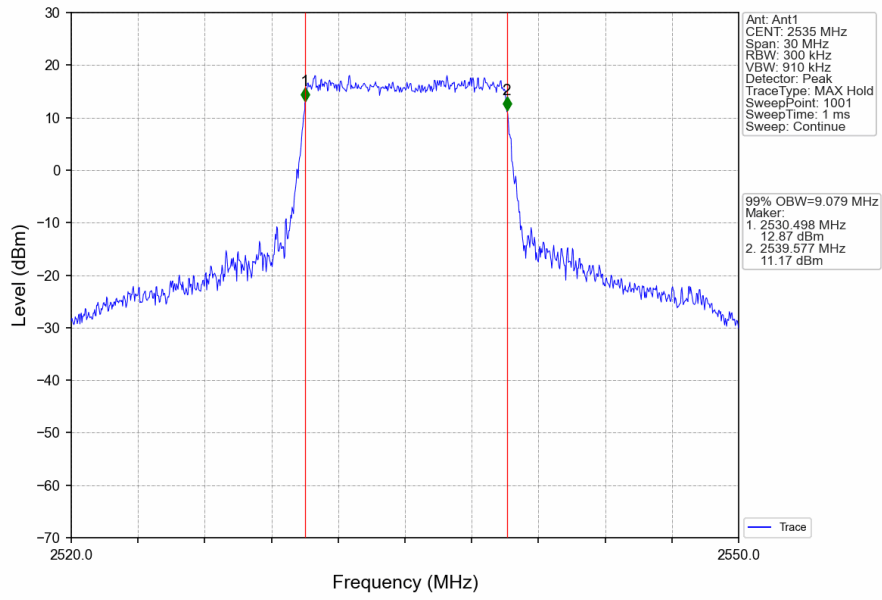
Band7_10MHz_QPSK_HCH_2565MHz_RB_50_0_NTNV



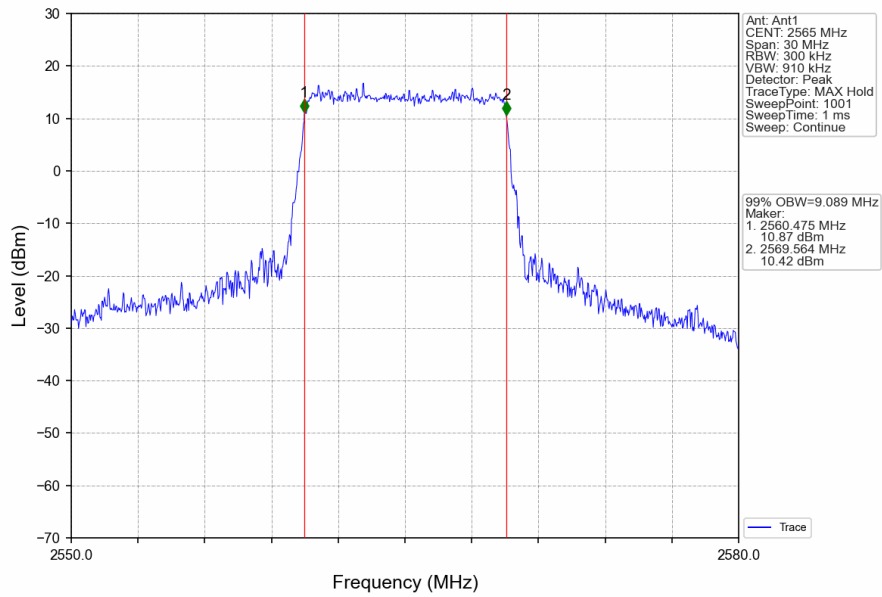
Band7_10MHz_16QAM_LCH_2505MHz_RB_50_0_NTNV



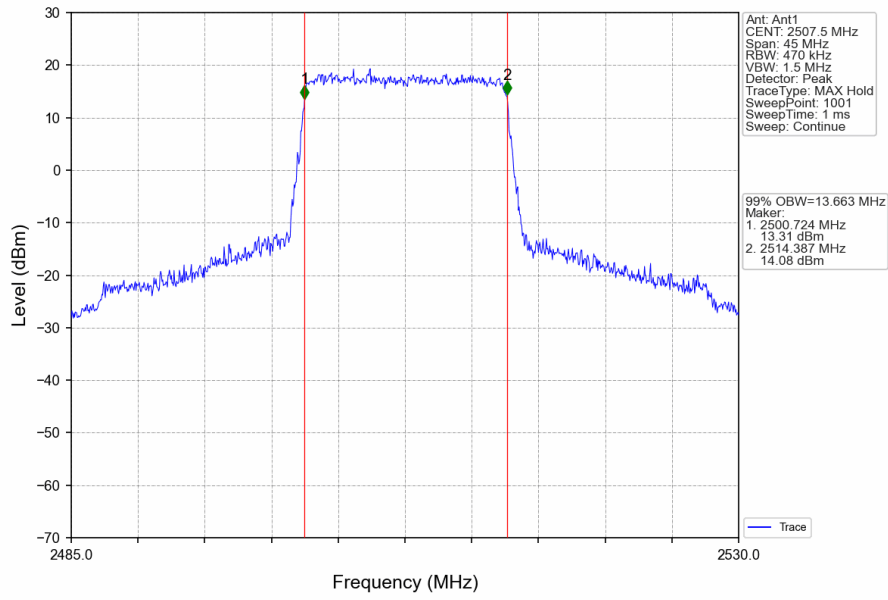
Band7_10MHz_16QAM_MCH_2535MHz_RB_50_0_NTNV



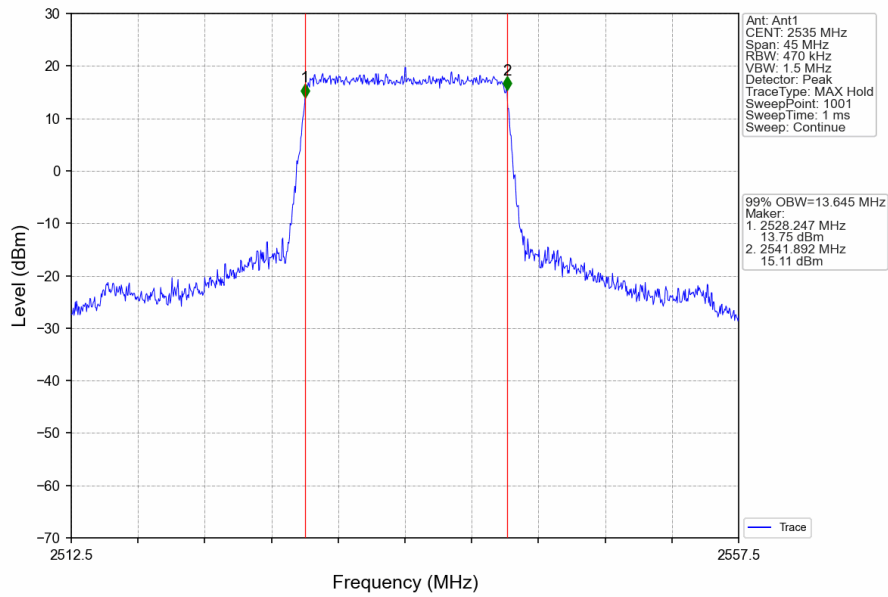
Band7_10MHz_16QAM_HCH_2565MHz_RB_50_0_NTNV



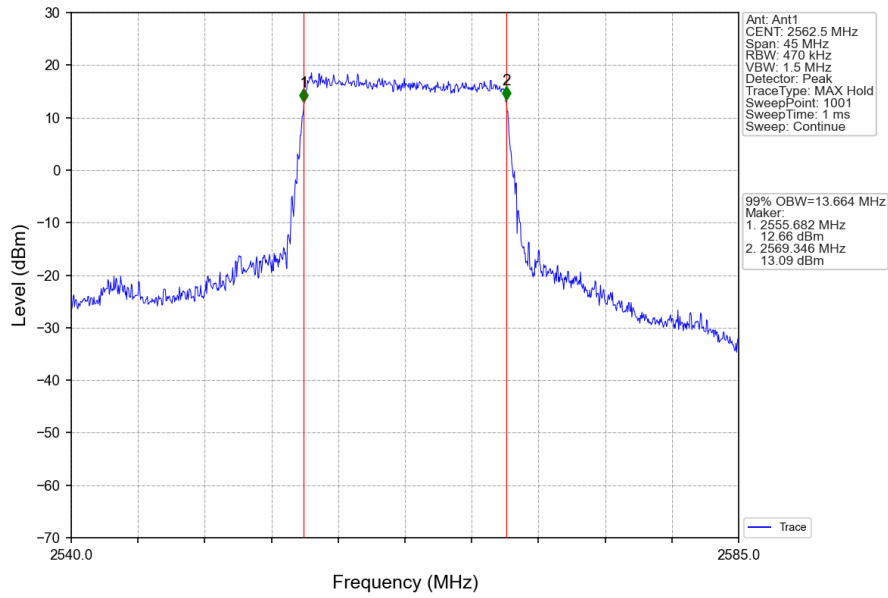
Band7_15MHz_QPSK_LCH_2507.5MHz_RB_75_0_NTNV



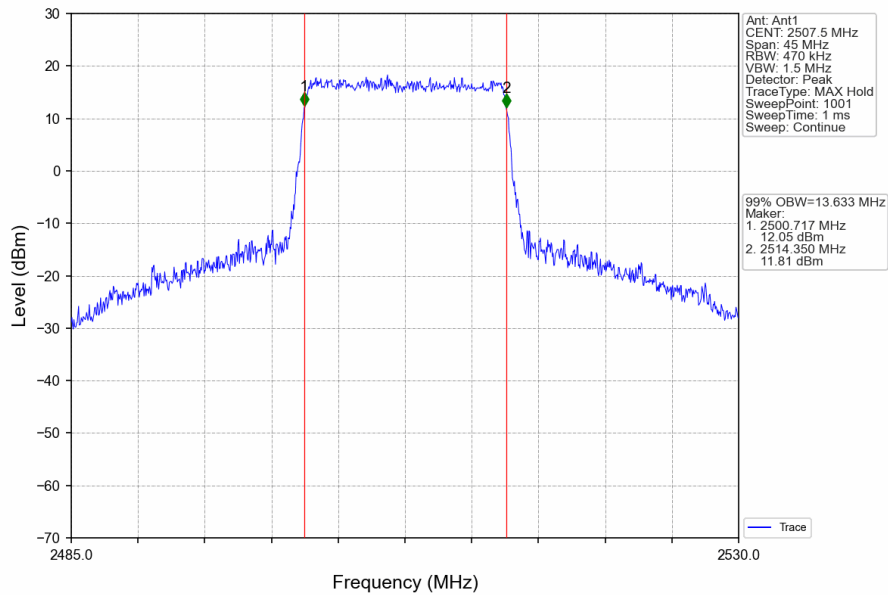
Band7_15MHz_QPSK_MCH_2535MHz_RB_75_0_NTNV



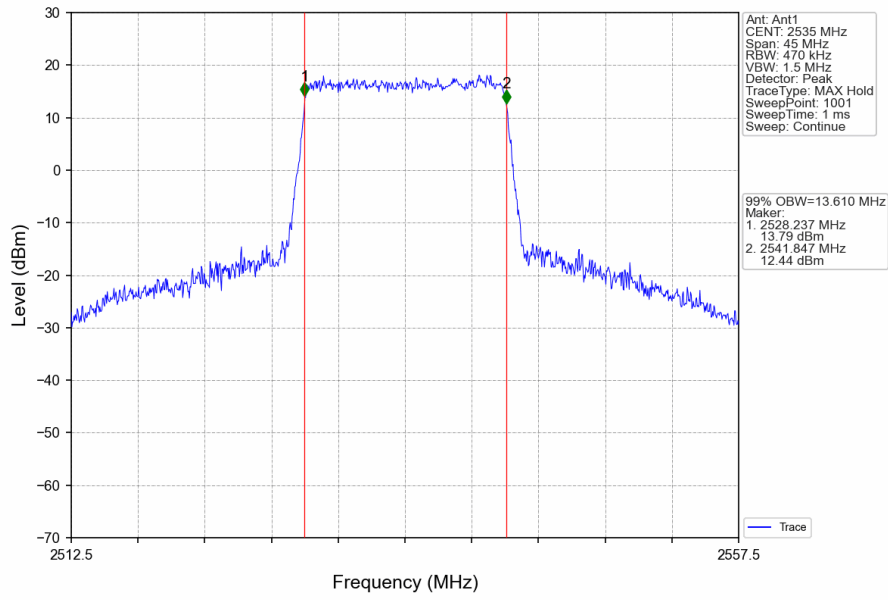
Band7_15MHz_QPSK_HCH_2562.5MHz_RB_75_0_NTNV



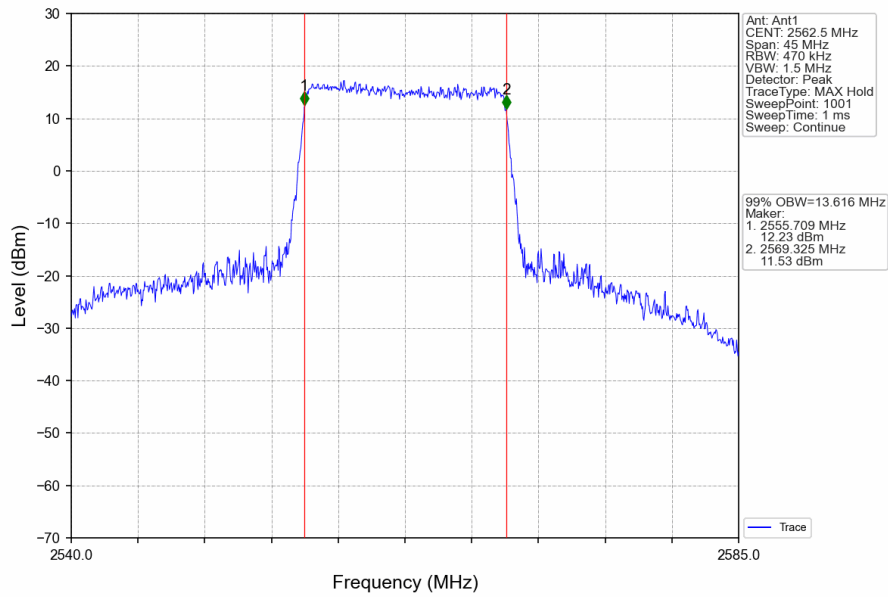
Band7_15MHz_16QAM_LCH_2507.5MHz_RB_75_0_NTNV



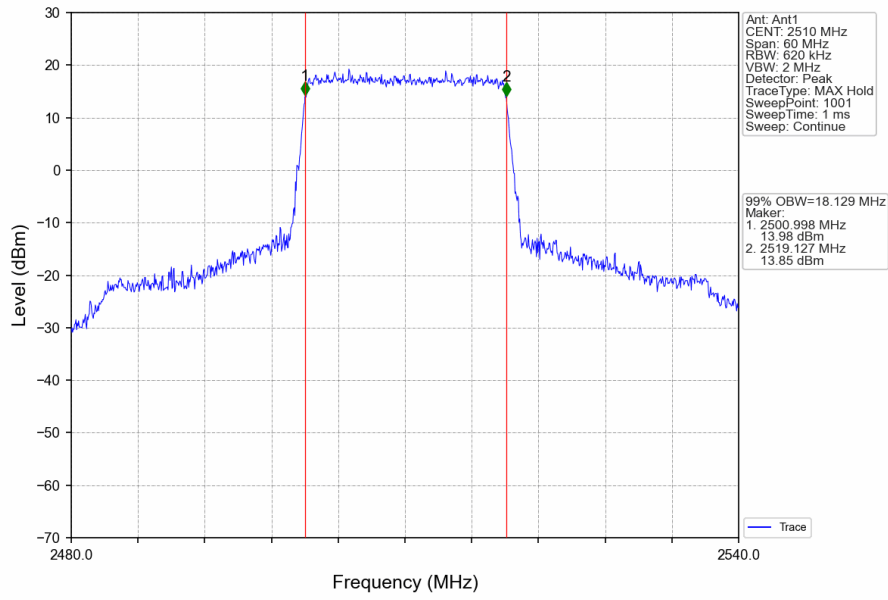
Band7_15MHz_16QAM_MCH_2535MHz_RB_75_0_NTNV



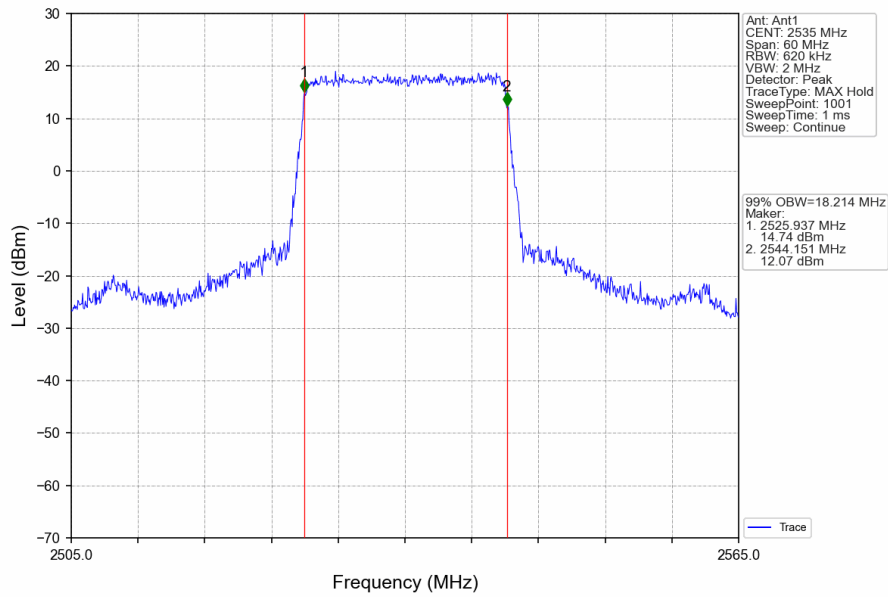
Band7_15MHz_16QAM_HCH_2562.5MHz_RB_75_0_NTNV



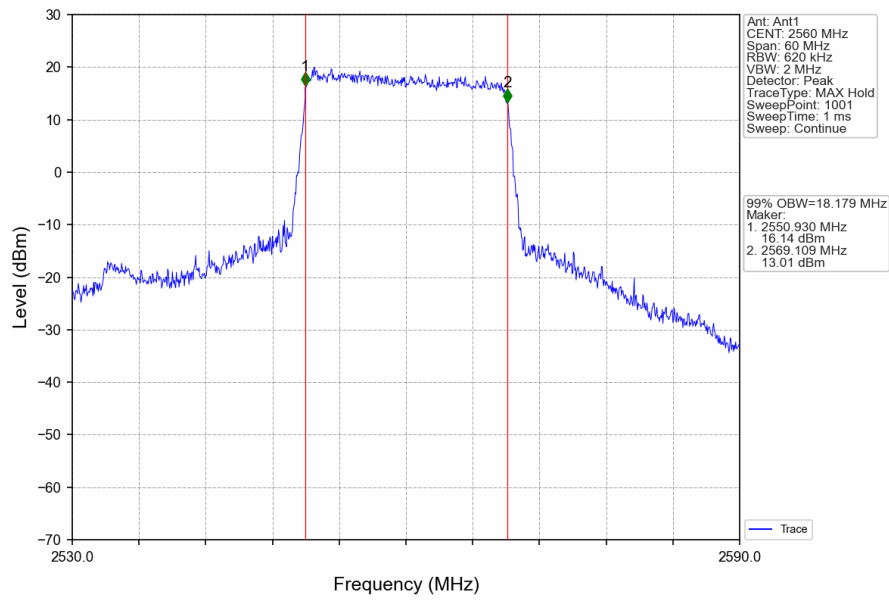
Band7_20MHz_QPSK_LCH_2510MHz_RB_100_0_NTNV



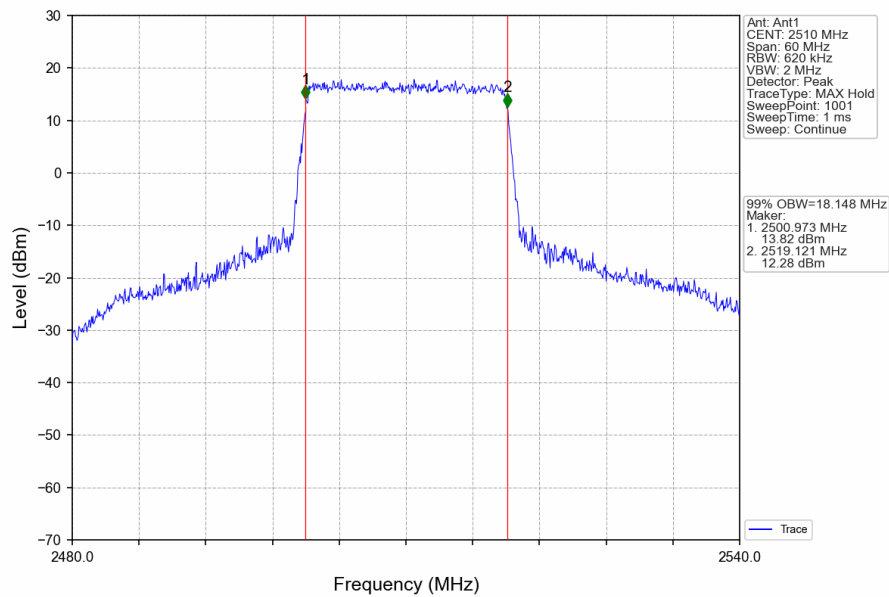
Band7_20MHz_QPSK_MCH_2535MHz_RB_100_0_NTNV



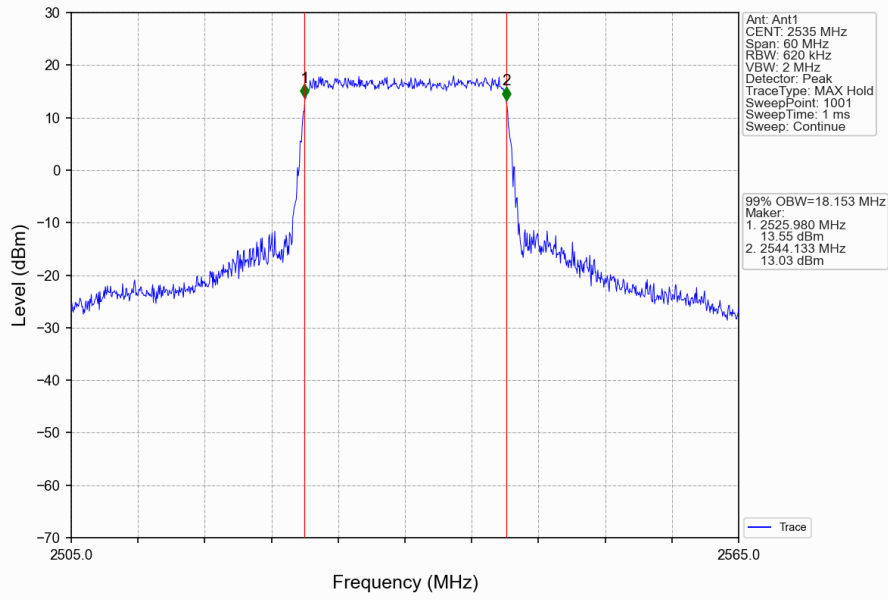
Band7_20MHz_QPSK_HCH_2560MHz_RB_100_0_NTNV



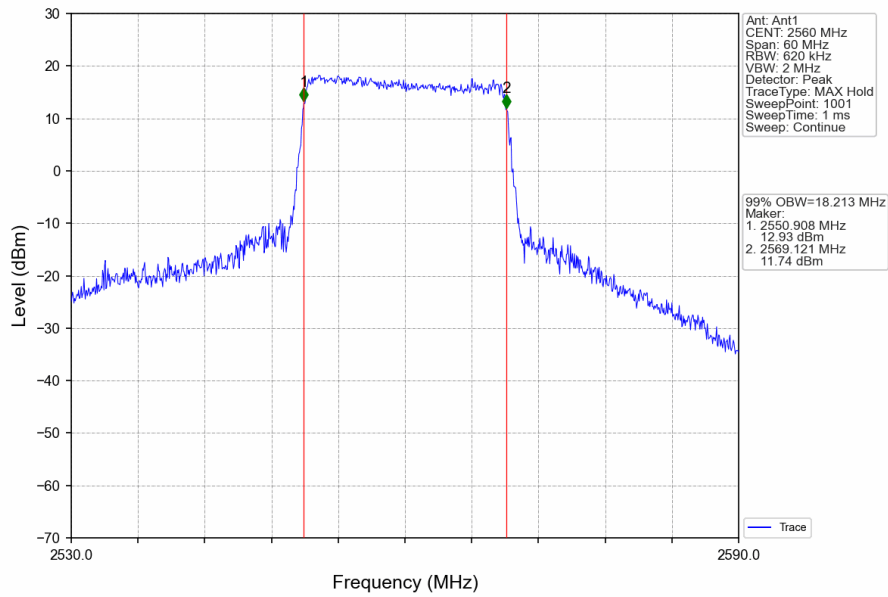
Band7_20MHz_16QAM_LCH_2510MHz_RB_100_0_NTNV



Band7_20MHz_16QAM_MCH_2535MHz_RB_100_0_NTNV



Band7_20MHz_16QAM_HCH_2560MHz_RB_100_0_NTNV

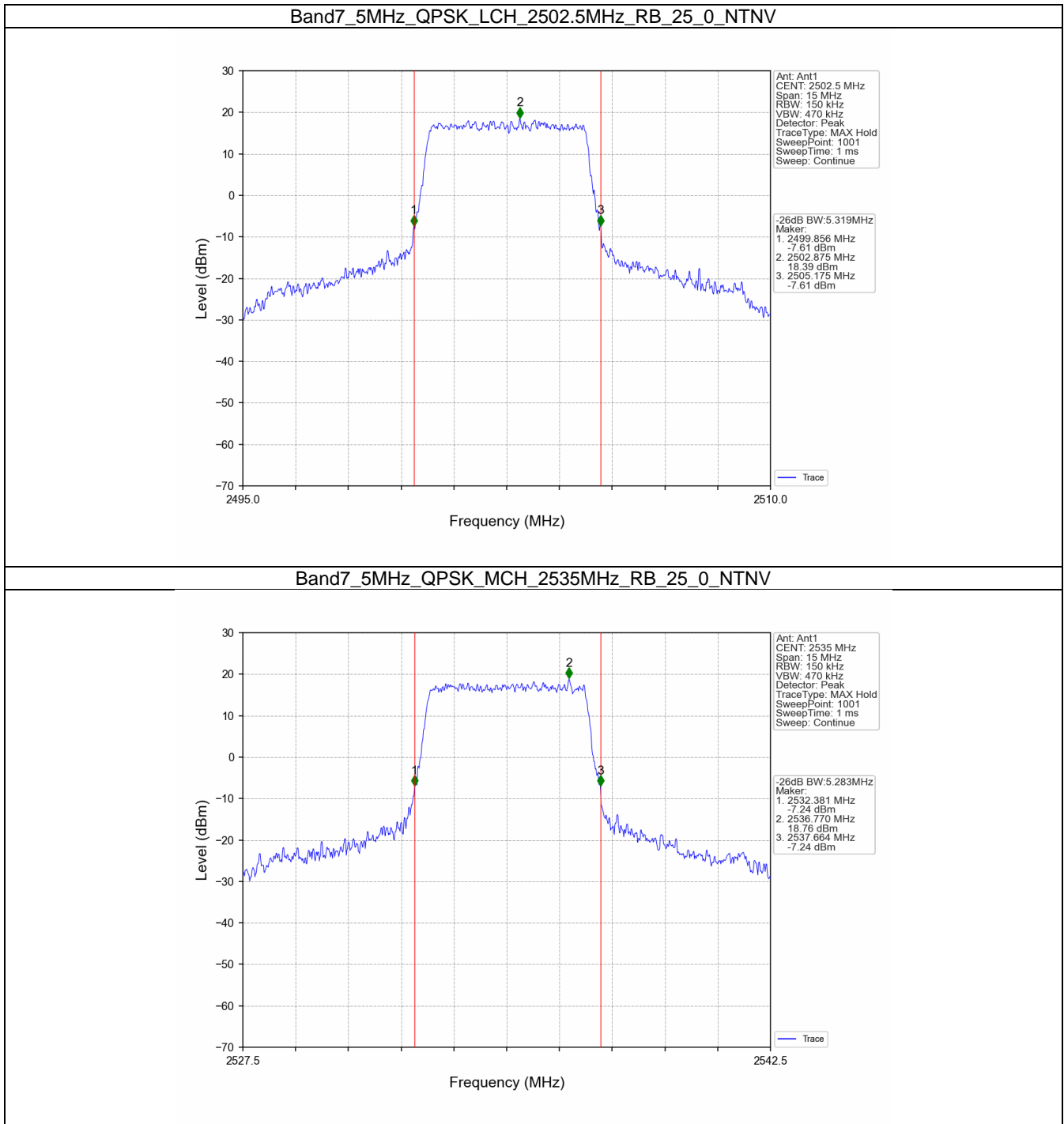


3.2 Band7_XDB

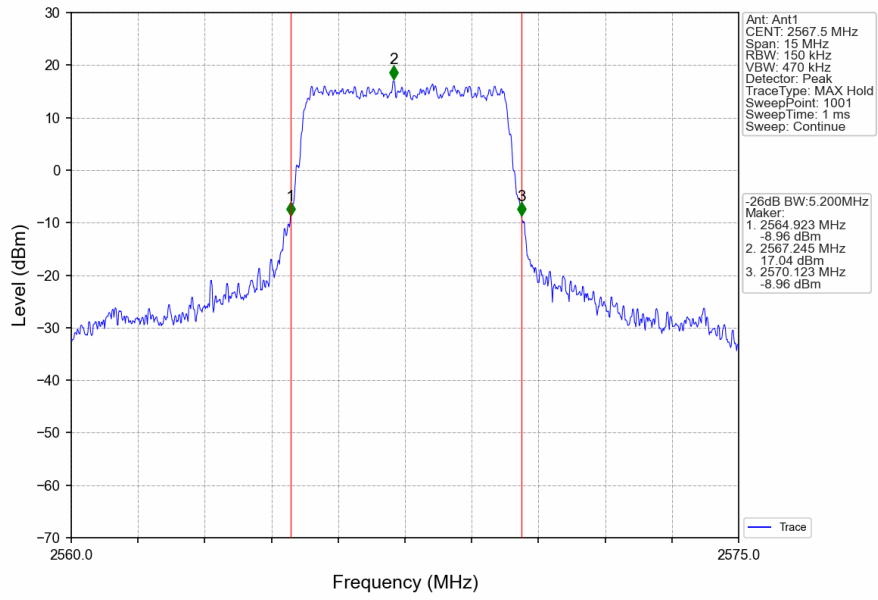
3.2.1 Test Result

Band: 7 / NTNV							
Bandwidth (MHz)	Modulation	Frequency (MHz)	RB Allocation		26dB Bandwidth (MHz)		Verdict
			Size	Offset	Result	Limit	
5	QPSK	2502.5	25	0	5.319	/	Pass
		2535	25	0	5.283	/	Pass
		2567.5	25	0	5.200	/	Pass
	16QAM	2502.5	25	0	5.207	/	Pass
		2535	25	0	5.232	/	Pass
		2567.5	25	0	5.284	/	Pass
10	QPSK	2505	50	0	10.306	/	Pass
		2535	50	0	10.187	/	Pass
		2565	50	0	10.286	/	Pass
	16QAM	2505	50	0	10.239	/	Pass
		2535	50	0	10.246	/	Pass
		2565	50	0	10.233	/	Pass
15	QPSK	2507.5	75	0	15.281	/	Pass
		2535	75	0	15.035	/	Pass
		2562.5	75	0	15.228	/	Pass
	16QAM	2507.5	75	0	15.325	/	Pass
		2535	75	0	15.225	/	Pass
		2562.5	75	0	15.169	/	Pass
20	QPSK	2510	100	0	20.113	/	Pass
		2535	100	0	20.348	/	Pass
		2560	100	0	20.122	/	Pass
	16QAM	2510	100	0	20.161	/	Pass
		2535	100	0	20.150	/	Pass
		2560	100	0	20.140	/	Pass

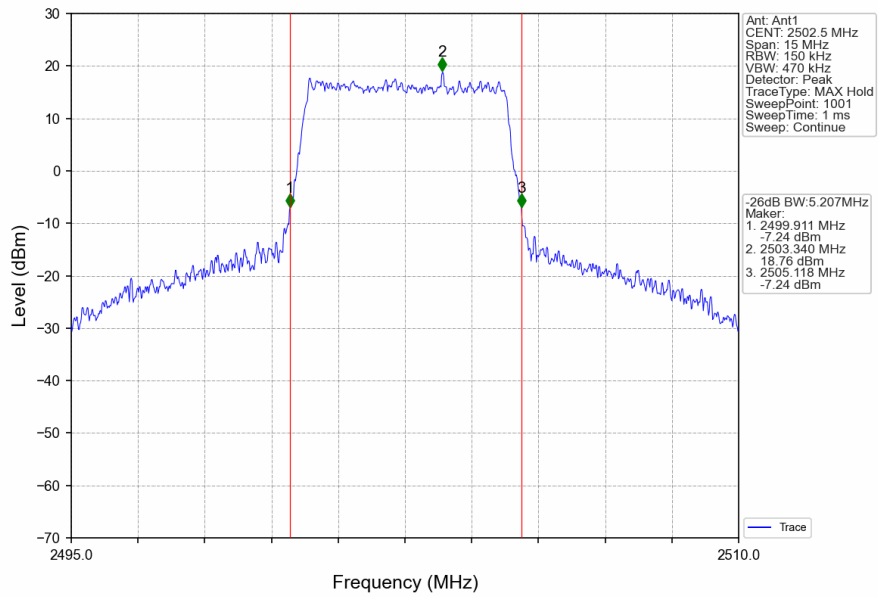
3.2.2 Test Graph



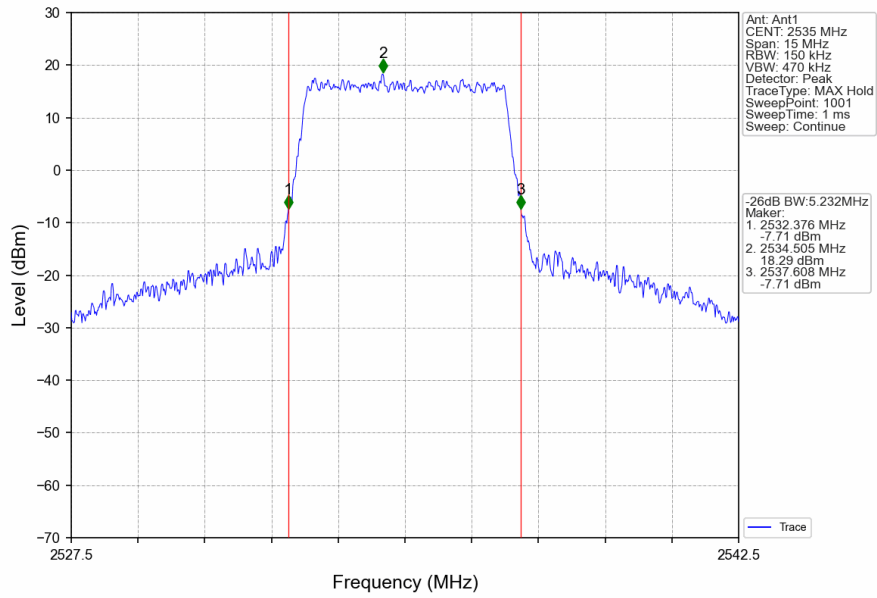
Band7_5MHz_QPSK_HCH_2567.5MHz_RB_25_0_NTNV



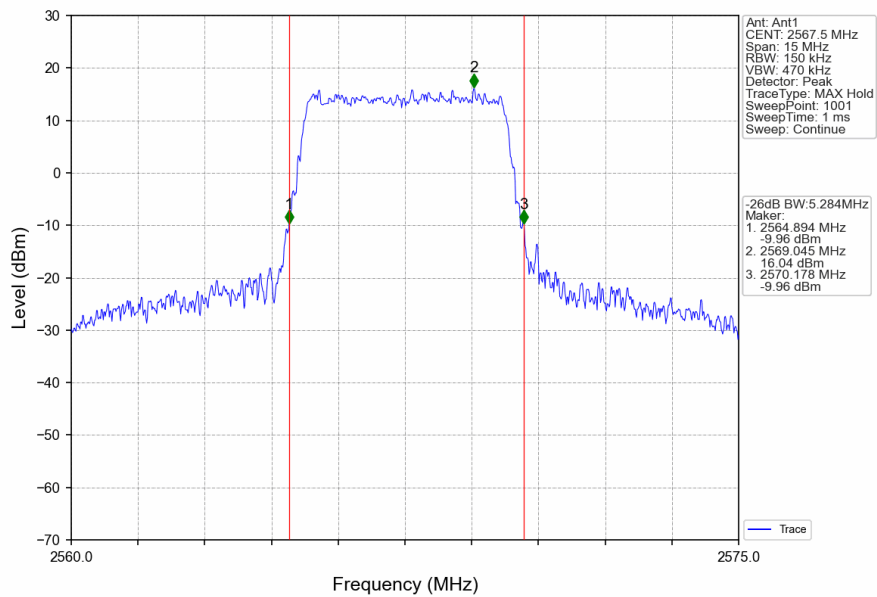
Band7_5MHz_16QAM_LCH_2502.5MHz_RB_25_0_NTNV



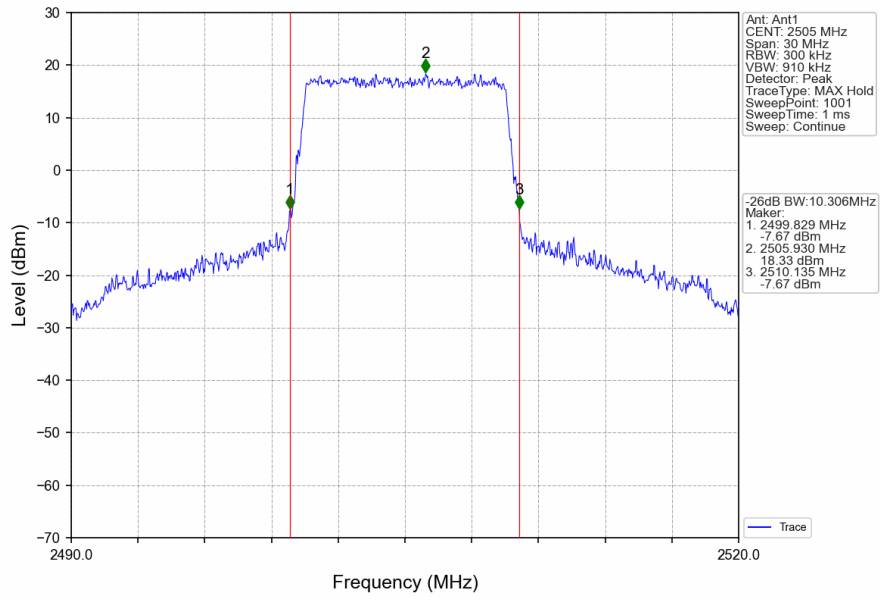
Band7_5MHz_16QAM_MCH_2535MHz_RB_25_0_NTNV



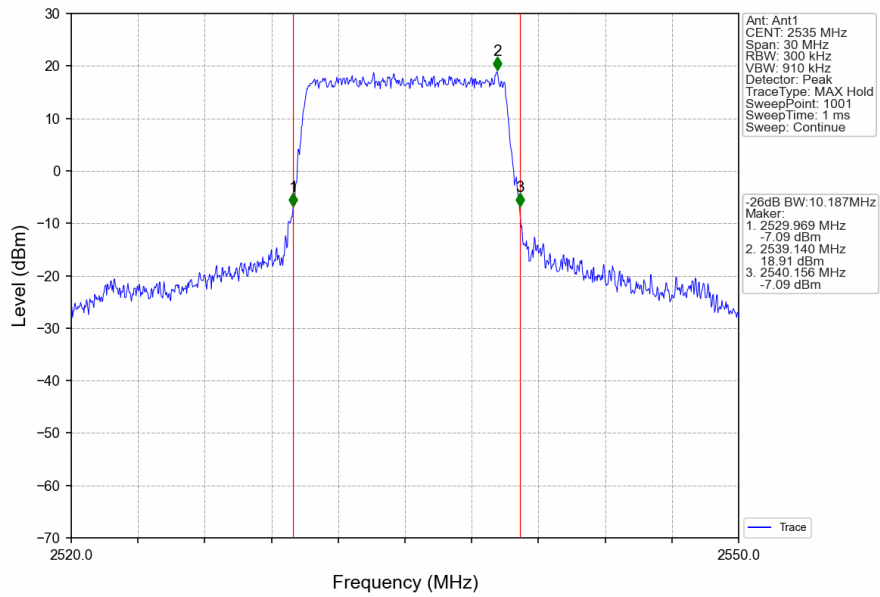
Band7_5MHz_16QAM_HCH_2567.5MHz_RB_25_0_NTNV



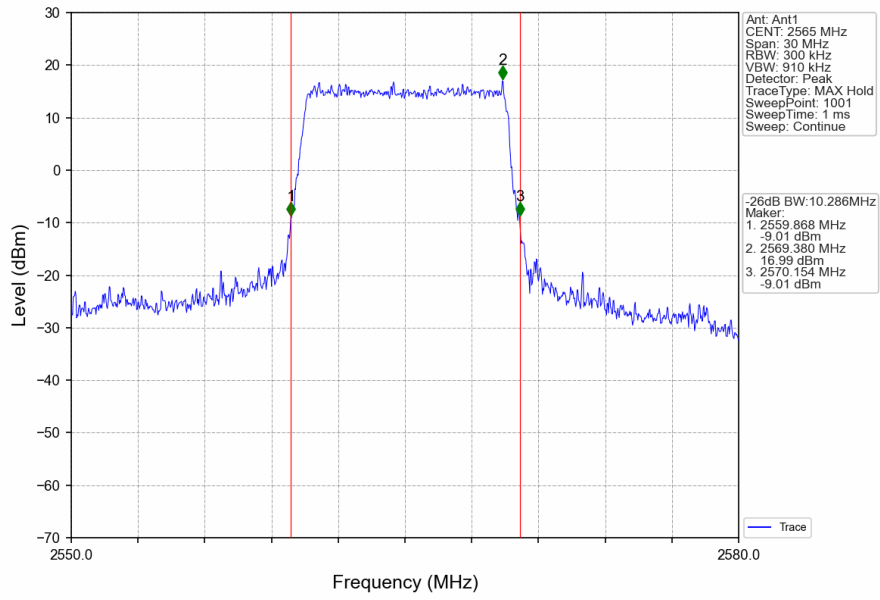
Band7_10MHz_QPSK_LCH_2505MHz_RB_50_0_NTNV



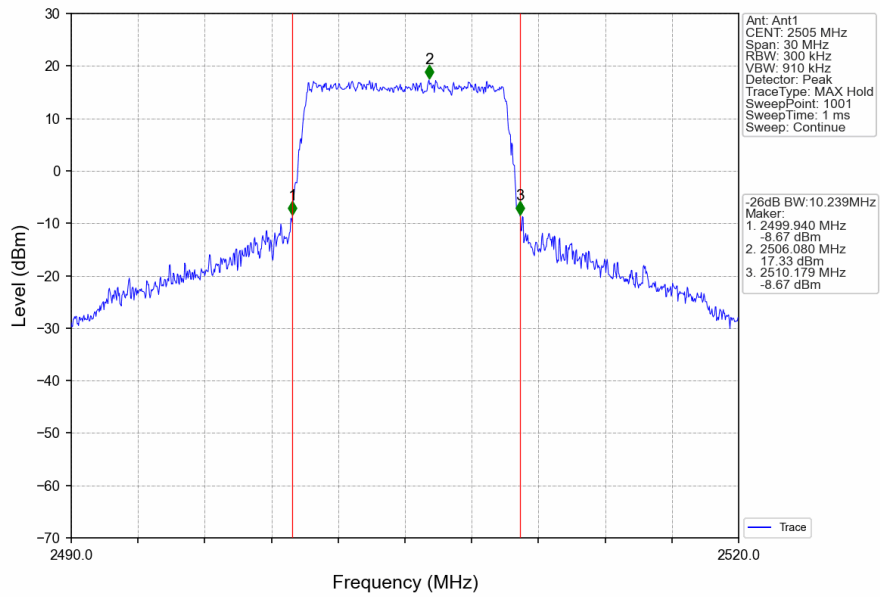
Band7_10MHz_QPSK_MCH_2535MHz_RB_50_0_NTNV



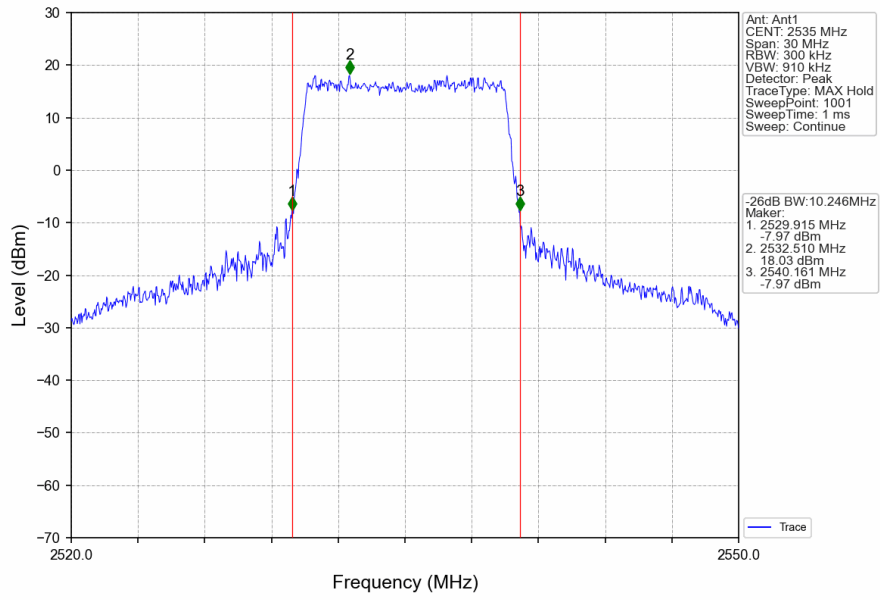
Band7_10MHz_QPSK_HCH_2565MHz_RB_50_0_NTNV



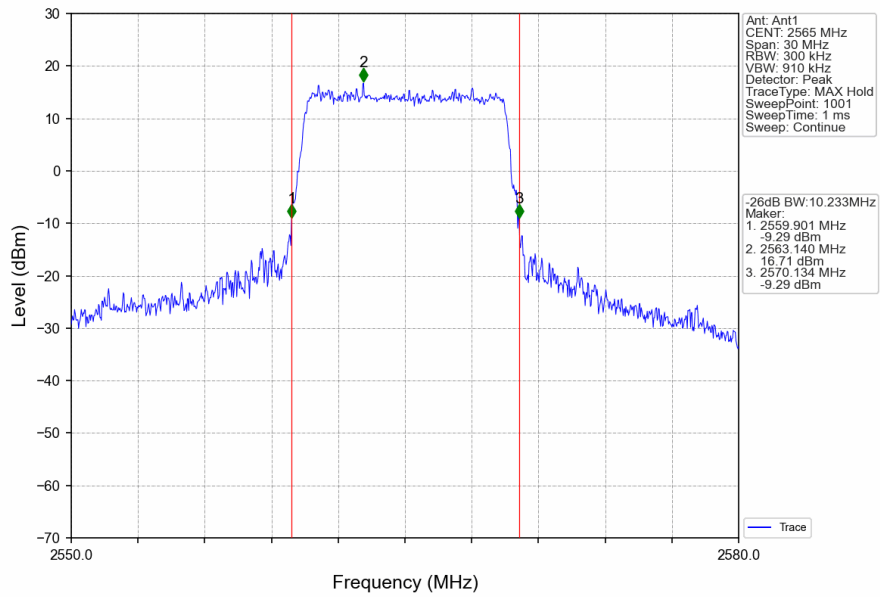
Band7_10MHz_16QAM_LCH_2505MHz_RB_50_0_NTNV



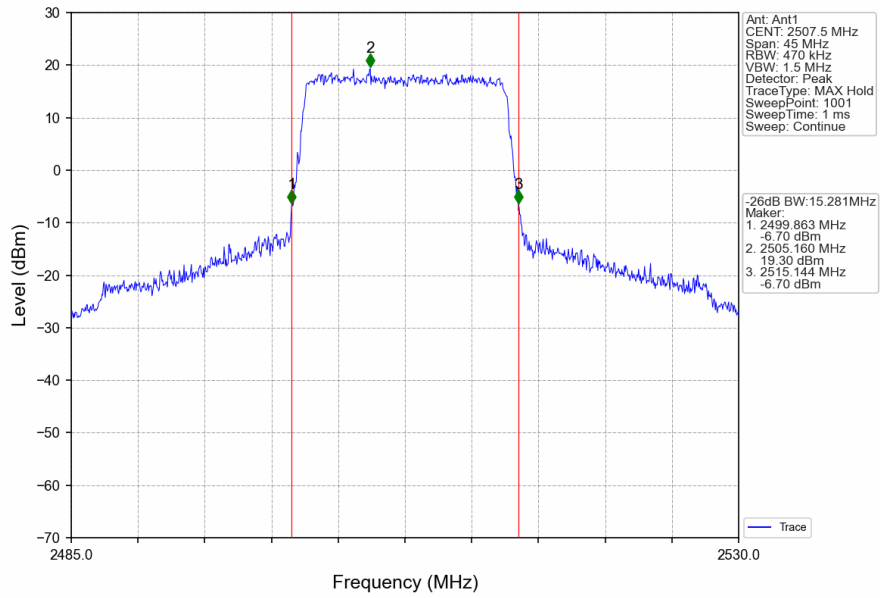
Band7_10MHz_16QAM_MCH_2535MHz_RB_50_0_NTNV



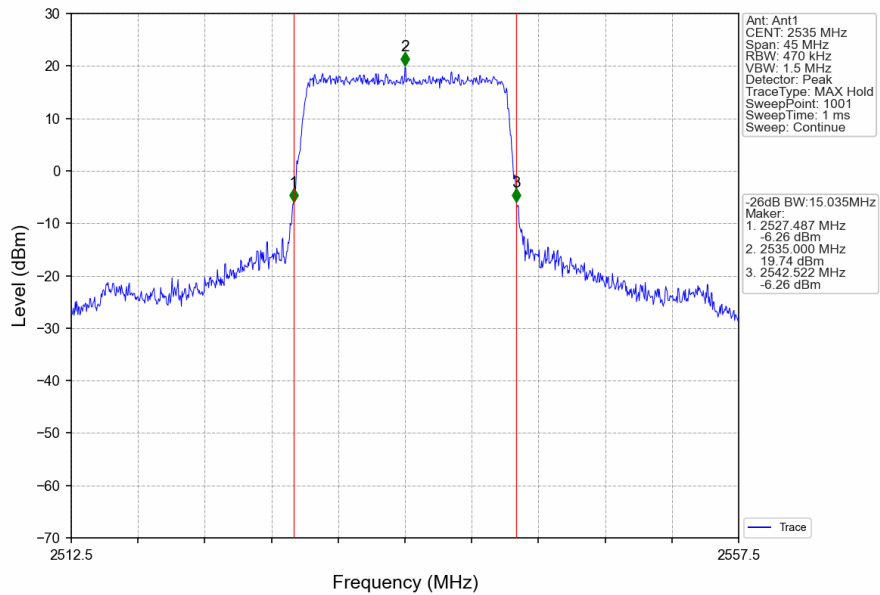
Band7_10MHz_16QAM_HCH_2565MHz_RB_50_0_NTNV



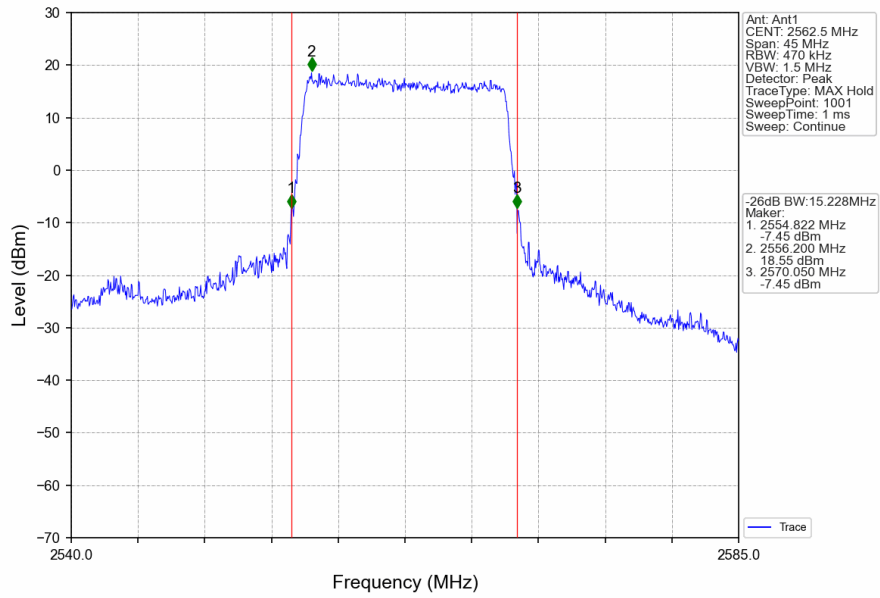
Band7_15MHz_QPSK_LCH_2507.5MHz_RB_75_0_NTNV



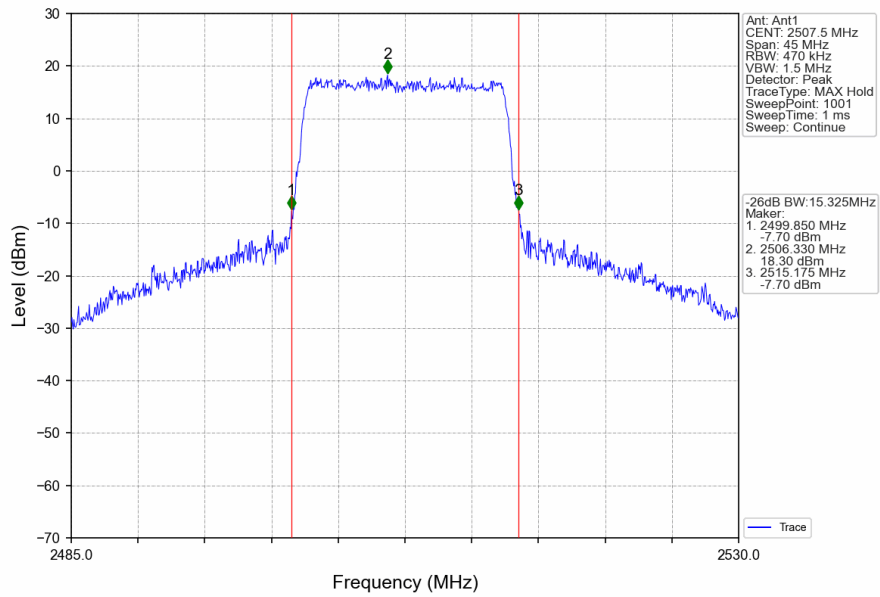
Band7_15MHz_QPSK_MCH_2535MHz_RB_75_0_NTNV



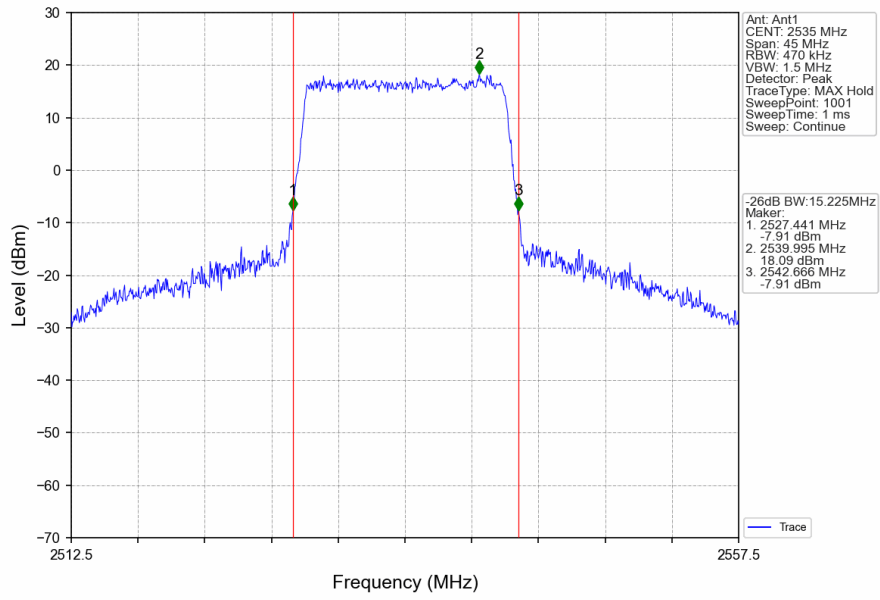
Band7_15MHz_QPSK_HCH_2562.5MHz_RB_75_0_NTNV



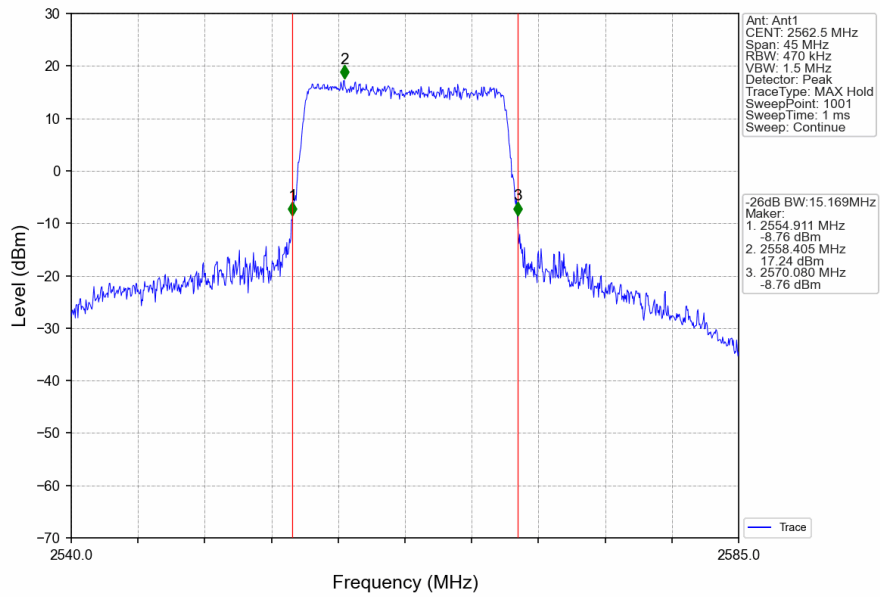
Band7_15MHz_16QAM_LCH_2507.5MHz_RB_75_0_NTNV



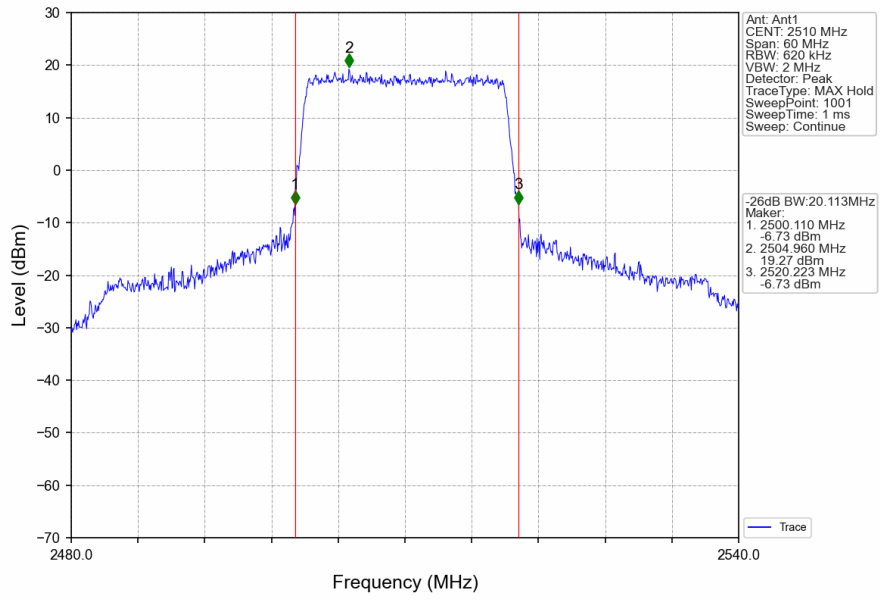
Band7_15MHz_16QAM_MCH_2535MHz_RB_75_0_NTNV



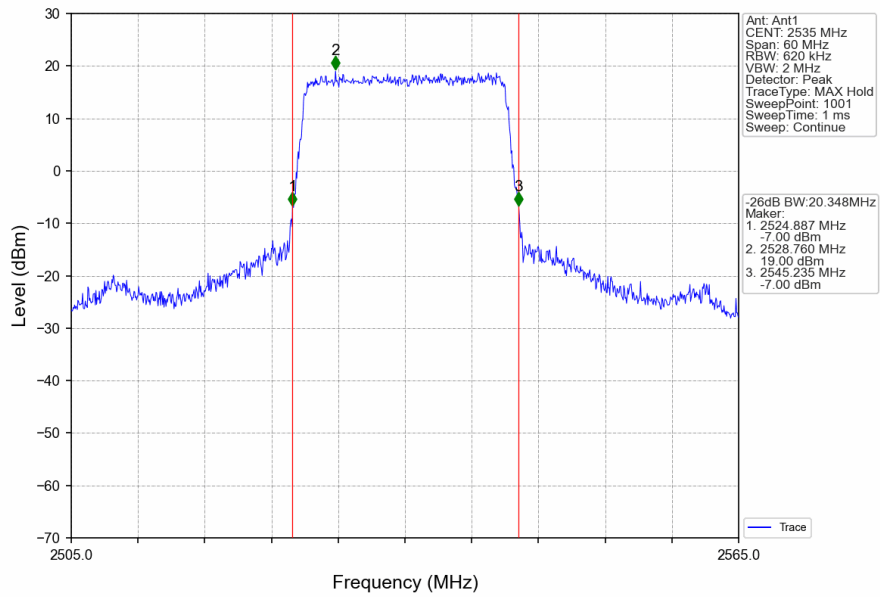
Band7_15MHz_16QAM_HCH_2562.5MHz_RB_75_0_NTNV



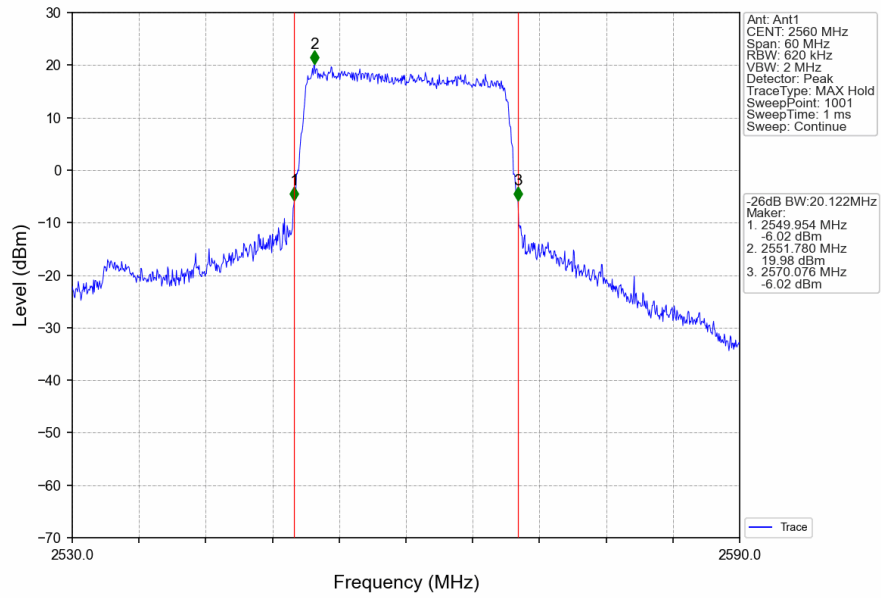
Band7_20MHz_QPSK_LCH_2510MHz_RB_100_0_NTNV



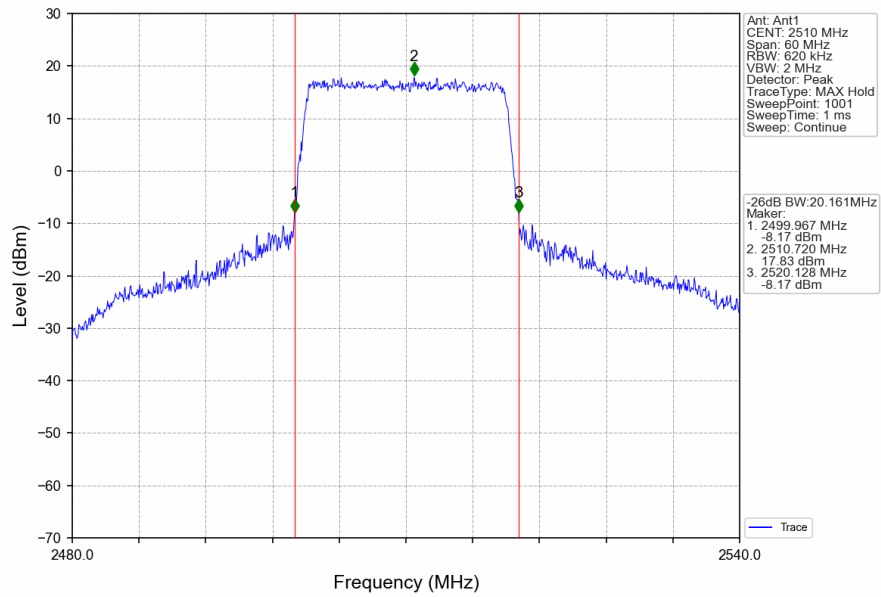
Band7_20MHz_QPSK_MCH_2535MHz_RB_100_0_NTNV



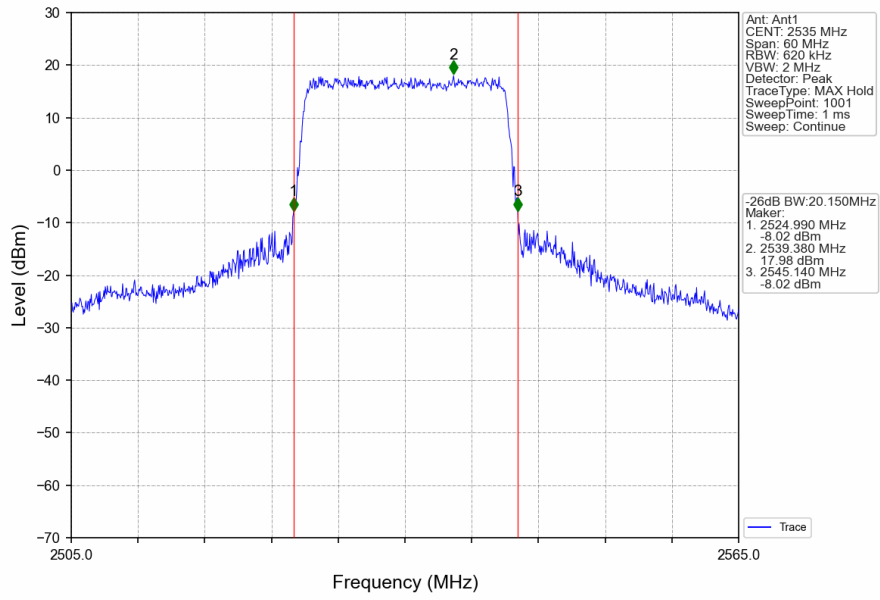
Band7_20MHz_QPSK_HCH_2560MHz_RB_100_0_NTNV



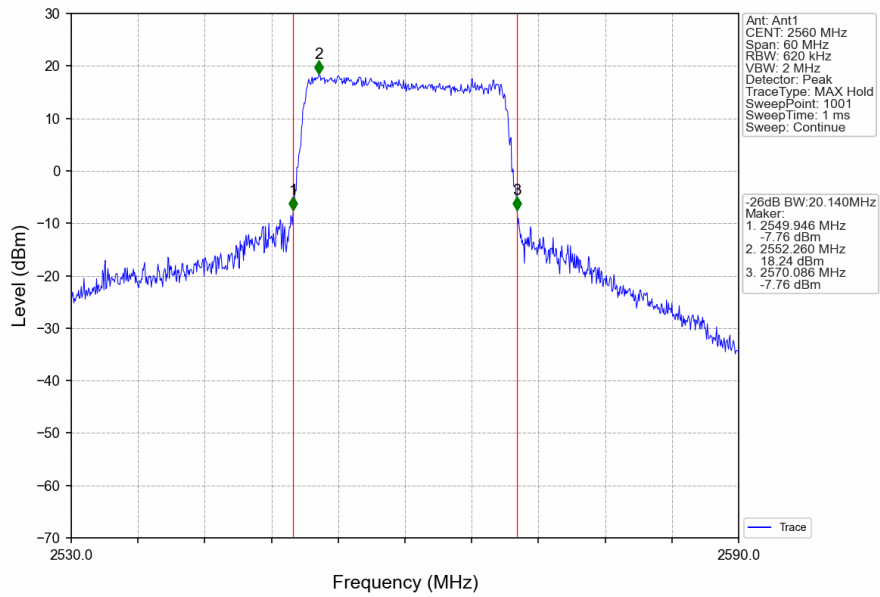
Band7_20MHz_16QAM_LCH_2510MHz_RB_100_0_NTNV



Band7_20MHz_16QAM_MCH_2535MHz_RB_100_0_NTNV



Band7_20MHz_16QAM_HCH_2560MHz_RB_100_0_NTNV



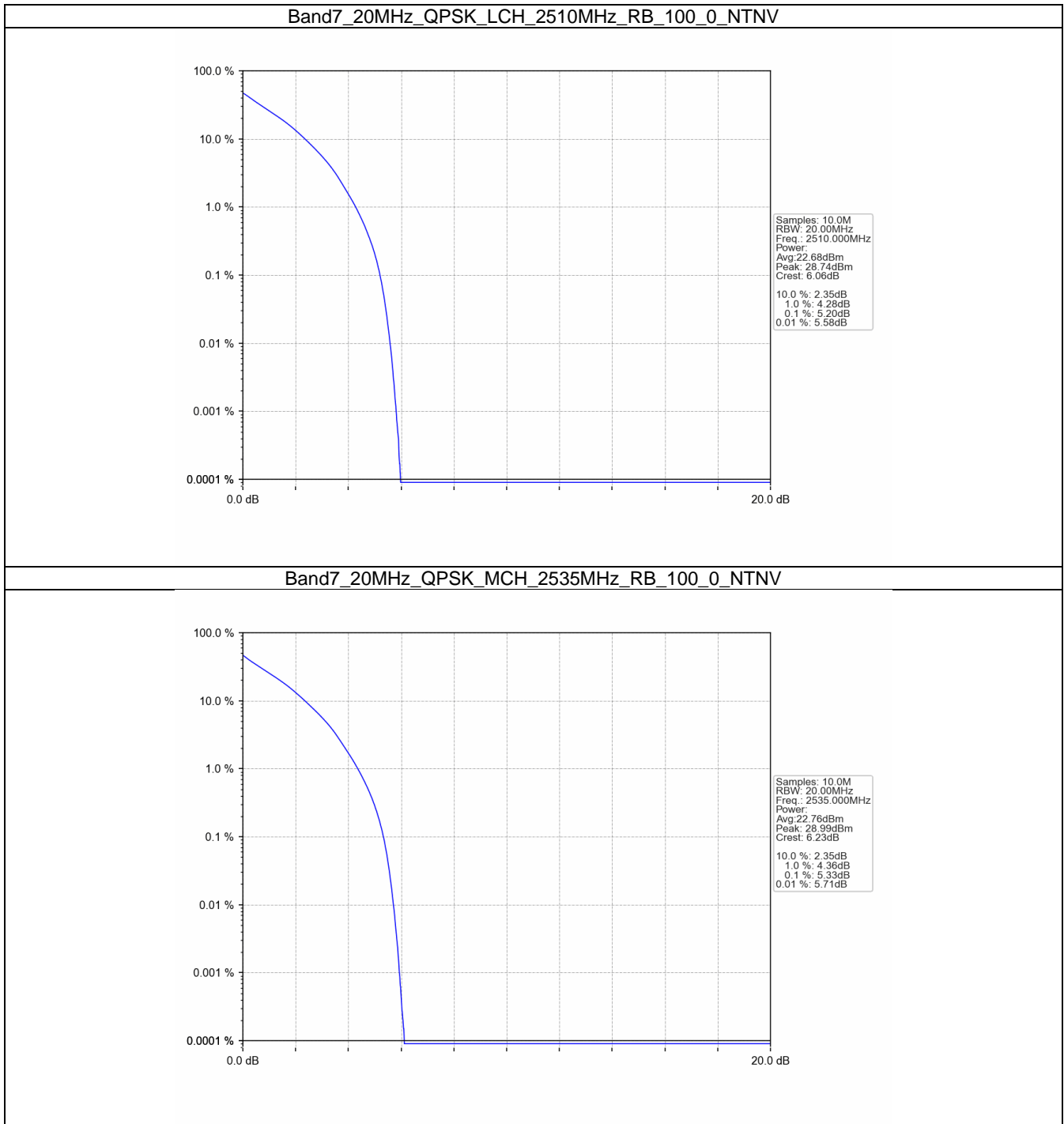
4. Peak-Average Ratio

4.1 B7_20MHz

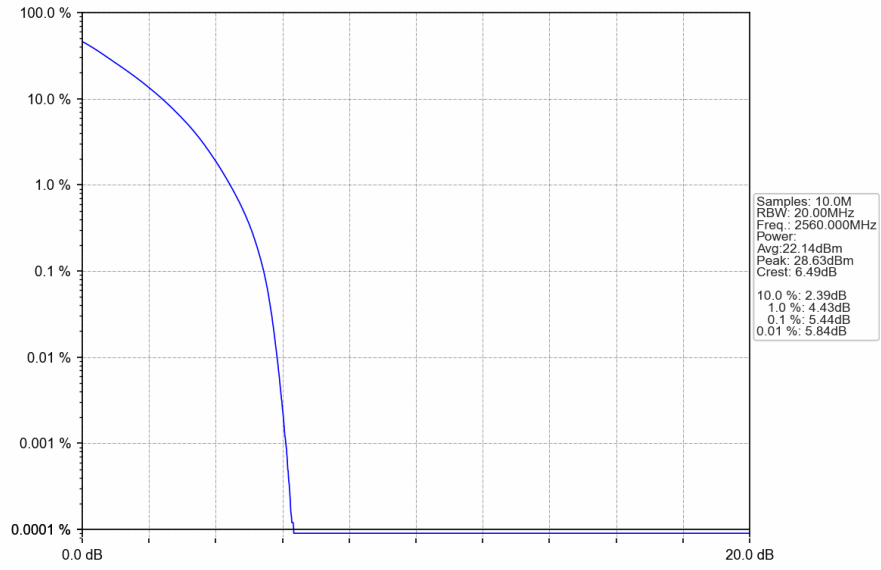
4.1.1 Test Result

Band: 7 / Bandwidth: 20MHz / NTV						
Modulation	Frequency (MHz)	RB Allocation		Peak-Average Ratio (dB)		Verdict
		Size	Offset	Result	Limit	
QPSK	2510	100	0	5.20	<=13	Pass
	2535	100	0	5.33	<=13	Pass
	2560	100	0	5.44	<=13	Pass
16QAM	2510	100	0	5.98	<=13	Pass
	2535	100	0	6.16	<=13	Pass
	2560	100	0	6.24	<=13	Pass

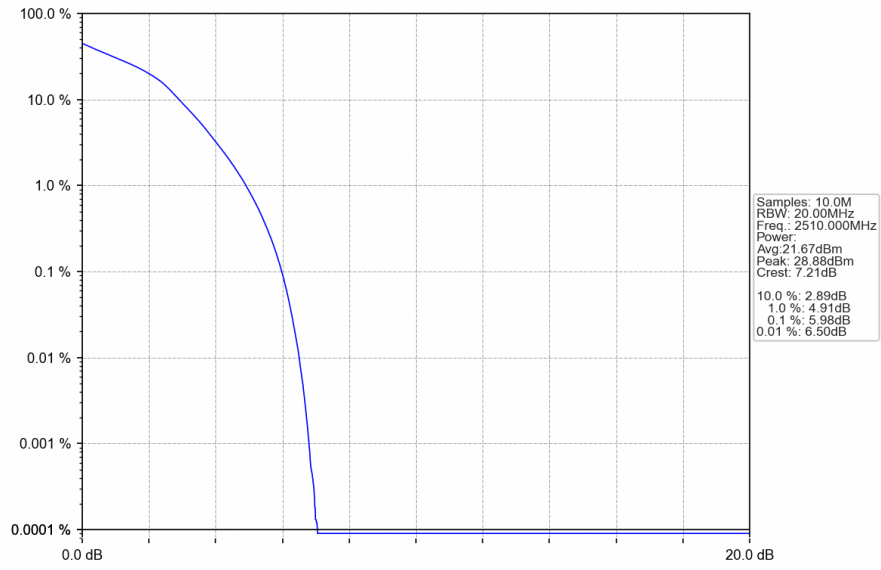
4.1.2 Test Graph



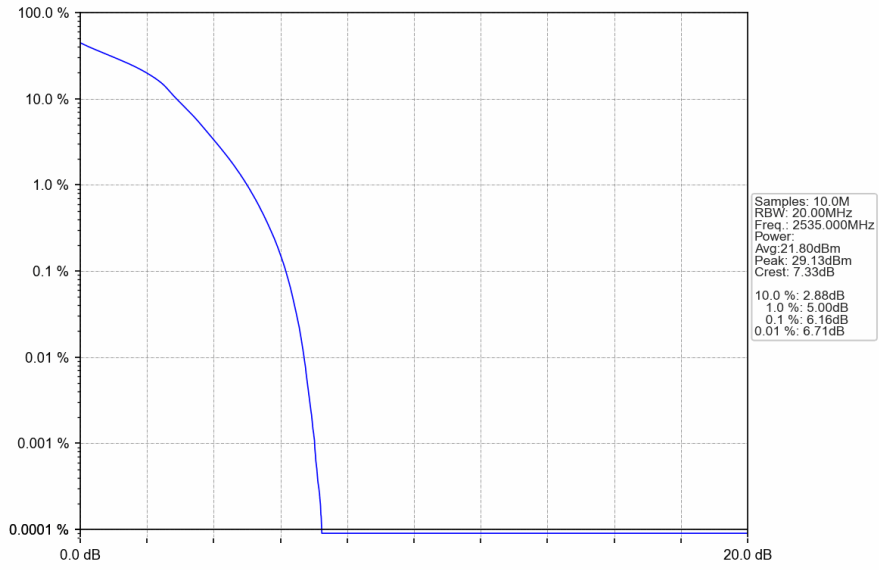
Band7_20MHz_QPSK_HCH_2560MHz_RB_100_0_NTNV



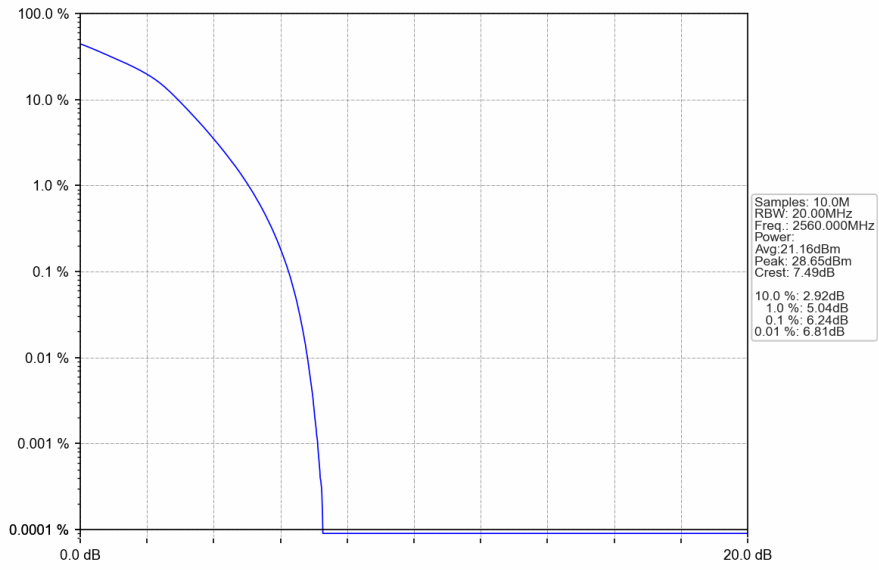
Band7_20MHz_16QAM_LCH_2510MHz_RB_100_0_NTNV



Band7_20MHz_16QAM_MCH_2535MHz_RB_100_0_NTNV



Band7_20MHz_16QAM_HCH_2560MHz_RB_100_0_NTNV



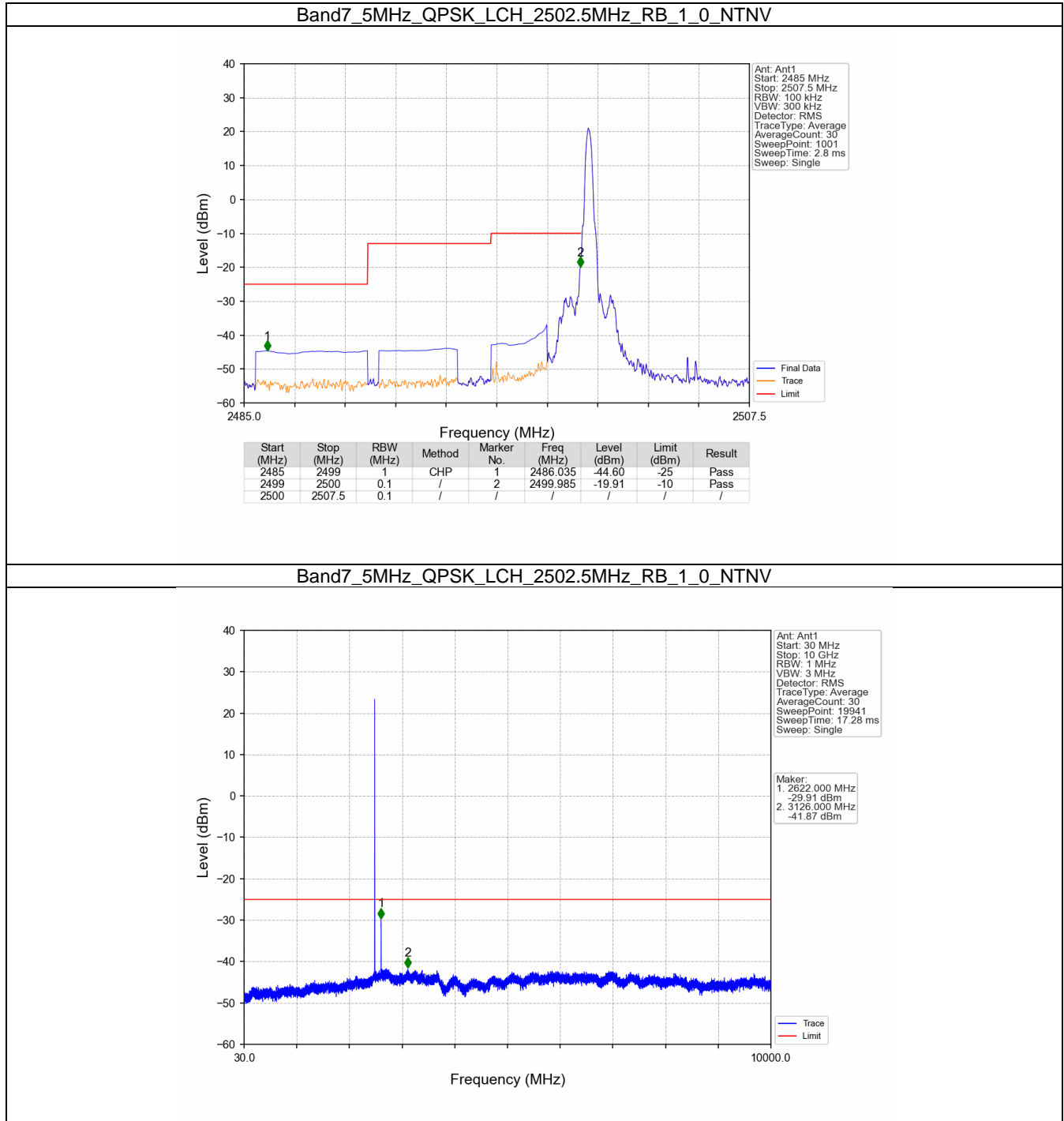
5. Spurious Emission

5.1 B7_5MHz

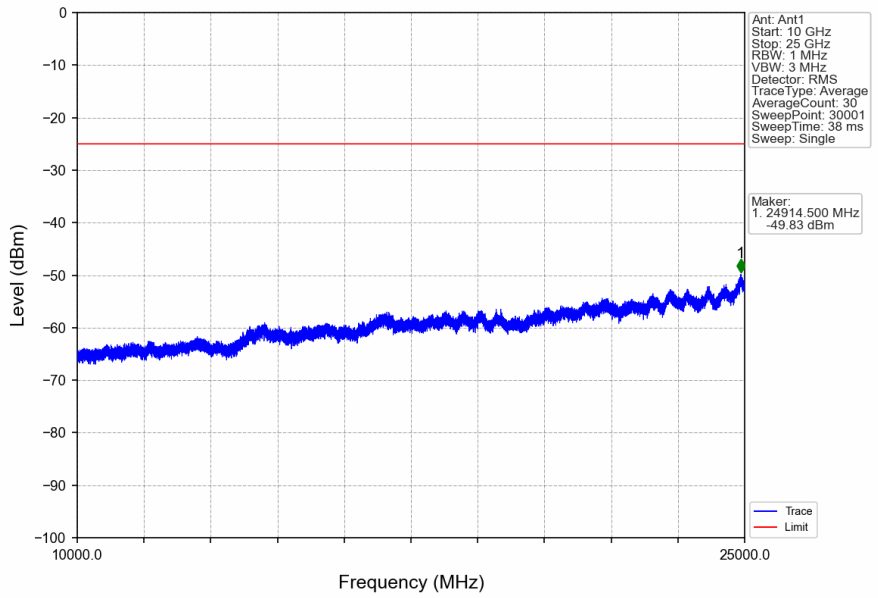
5.1.1 Test Result

Band: 7 / Bandwidth: 5MHz / NTV						
Modulation	Frequency (MHz)	RB Allocation		Spurious Emission		Verdict
		Size	Offset	Result	Limit	
QPSK	2502.5	1	0	Refer To Test Graph	Pass	
		25	0	Refer To Test Graph	Pass	
	2535	1	0	Refer To Test Graph	Pass	
		1	0	Refer To Test Graph	Pass	
	2567.5	1	24	Refer To Test Graph	Pass	
		25	0	Refer To Test Graph	Pass	

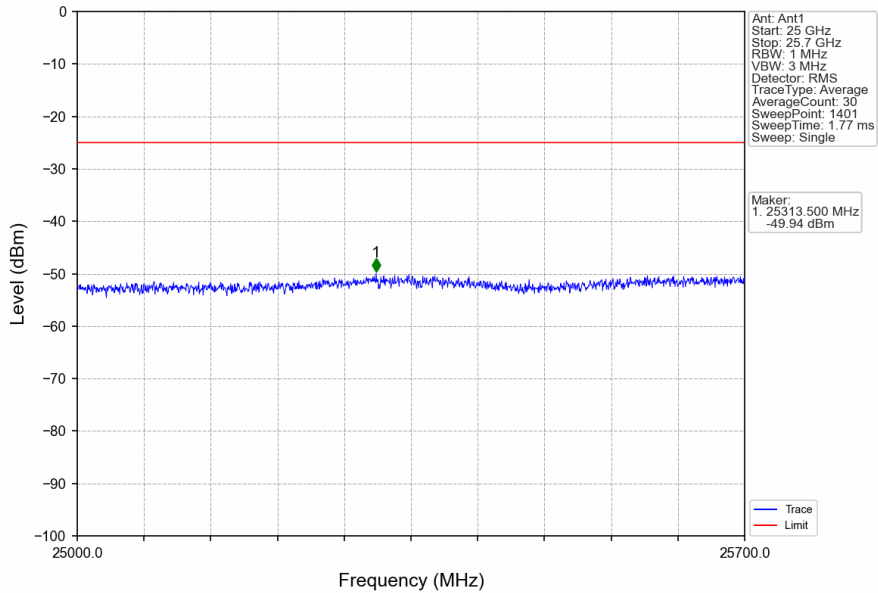
5.1.2 Test Graph



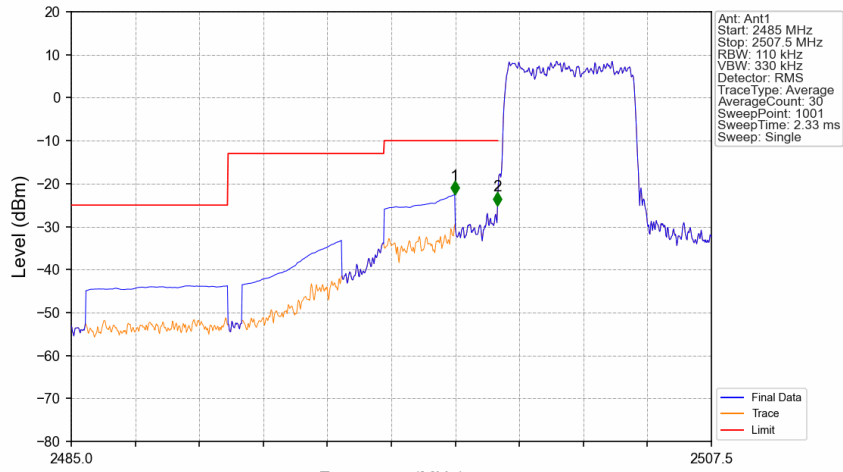
Band7_5MHz_QPSK_LCH_2502.5MHz_RB_1_0_NTNV



Band7_5MHz_QPSK_LCH_2502.5MHz_RB_1_0_NTNV

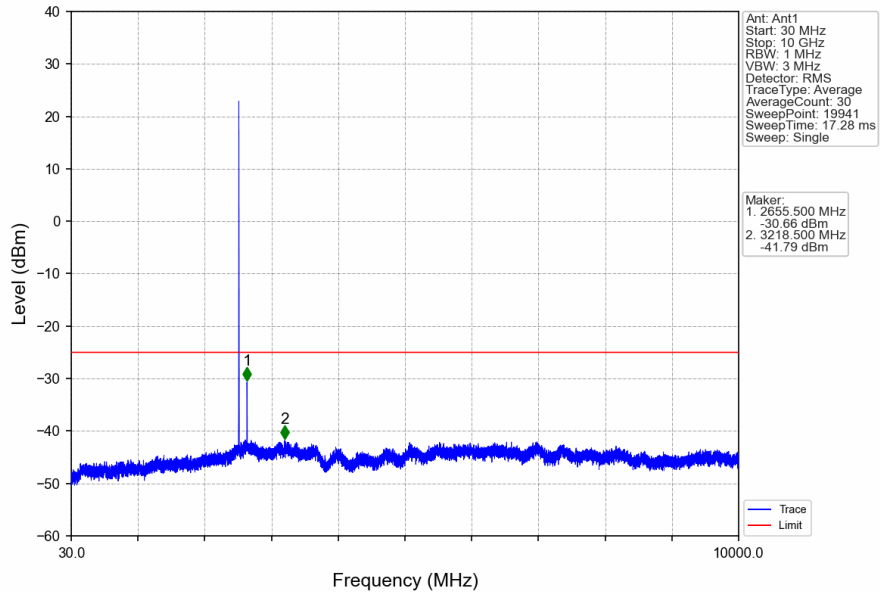


Band7_5MHz_QPSK_LCH_2502.5MHz_RB_25_0_NTNV

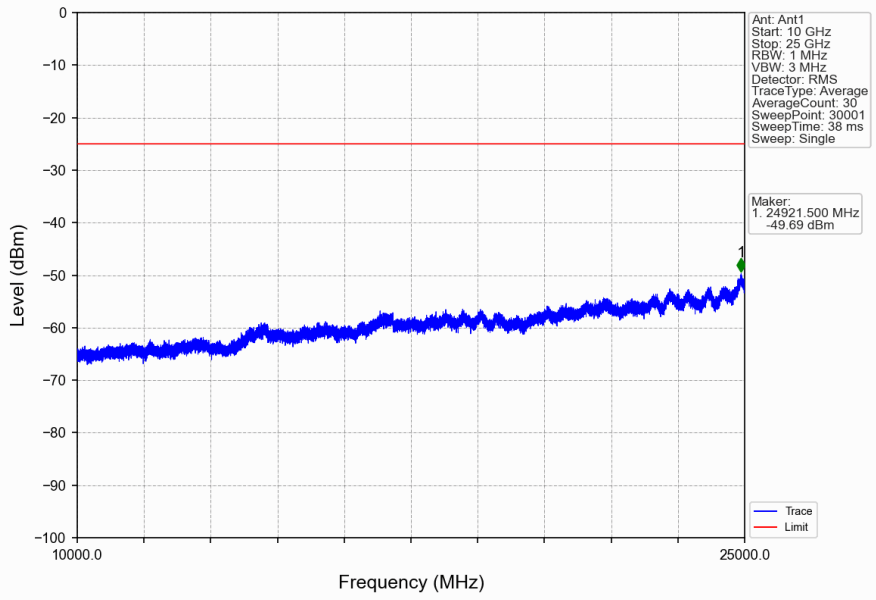


Start (MHz)	Stop (MHz)	RBW (MHz)	Method	Marker No.	Freq (MHz)	Level (dBm)	Limit (dBm)	Result
2485	2499	1	CHP	1	2498.477	-22.51	-10	Pass
2499	2500	0.11	/	2	2499.985	-25.06	-10	Pass
2500	2507.5	0.11	/	/	/	/	/	/

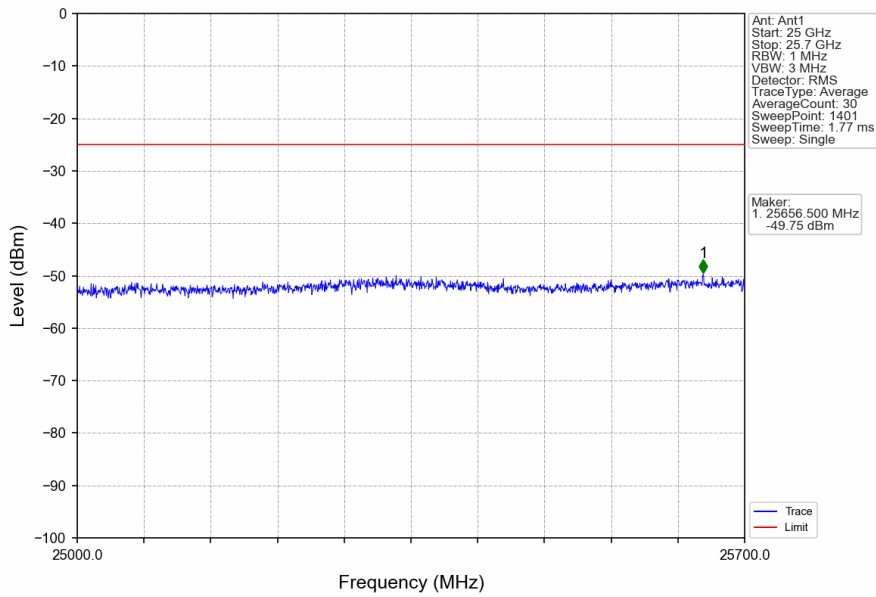
Band7_5MHz_QPSK_MCH_2535MHz_RB_1_0_NTNV



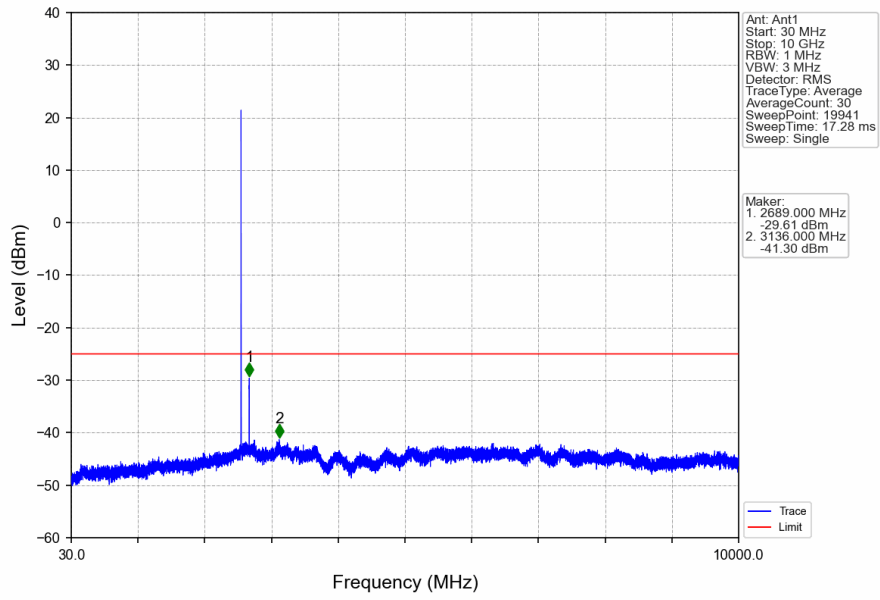
Band7_5MHz_QPSK_MCH_2535MHz_RB_1_0_NTNV



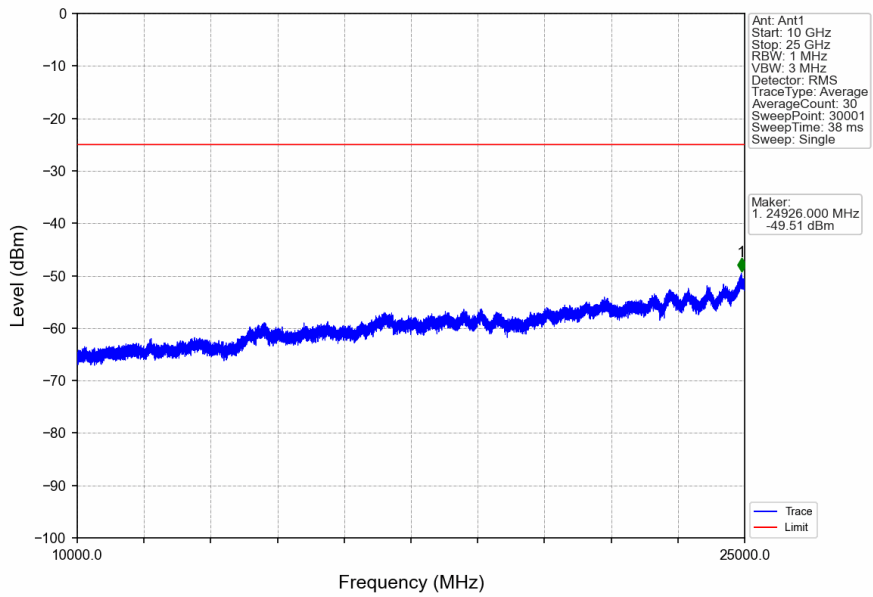
Band7_5MHz_QPSK_MCH_2535MHz_RB_1_0_NTNV



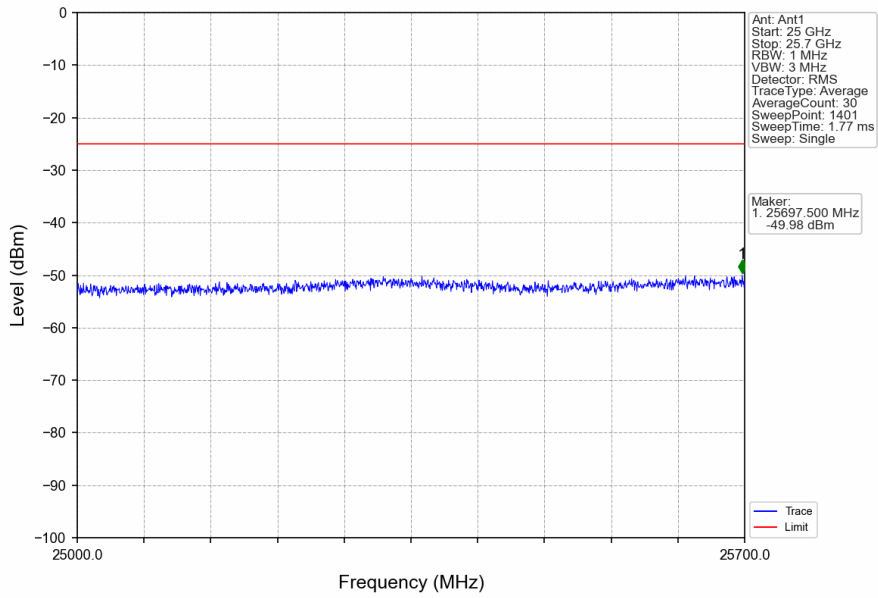
Band7_5MHz_QPSK_HCH_2567.5MHz_RB_1_0_NTNV



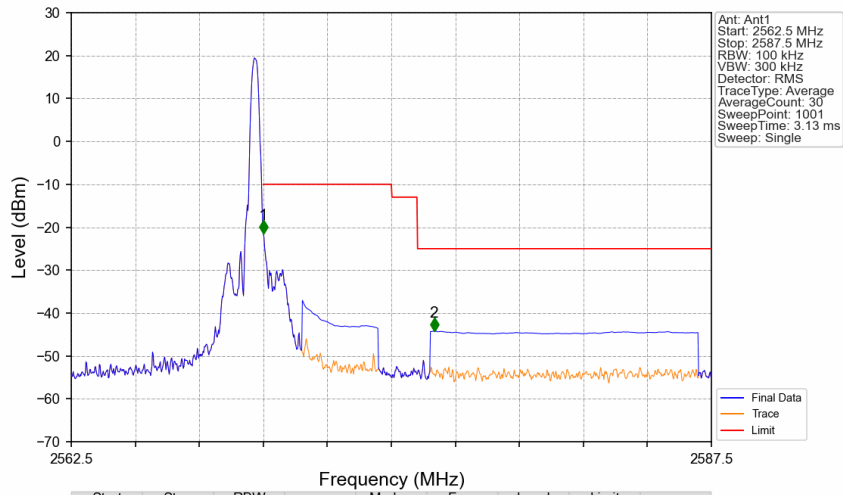
Band7_5MHz_QPSK_HCH_2567.5MHz_RB_1_0_NTNV



Band7_5MHz_QPSK_HCH_2567.5MHz_RB_1_0_NTNV

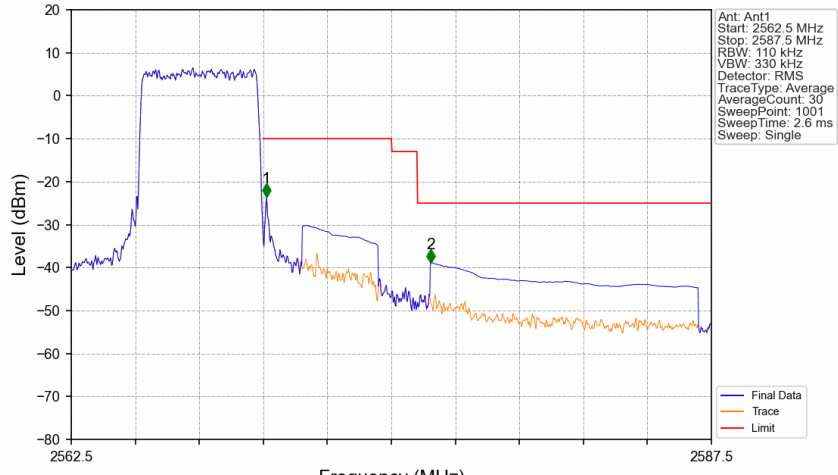


Band7_5MHz_QPSK_HCH_2567.5MHz_RB_1_24_NTNV



Start (MHz)	Stop (MHz)	RBW (MHz)	Method	Marker No.	Freq (MHz)	Level (dBm)	Limit (dBm)	Result
2562.5	2570	0.1	/	/	/	/	/	/
2570	2571	0.1	/	1	2570.000	-21.50	-10	Pass
2571	2587.5	1	CHP	2	2576.675	-44.21	-25	Pass

Band7_5MHz_QPSK_HCH_2567.5MHz_RB_25_0_NTNV



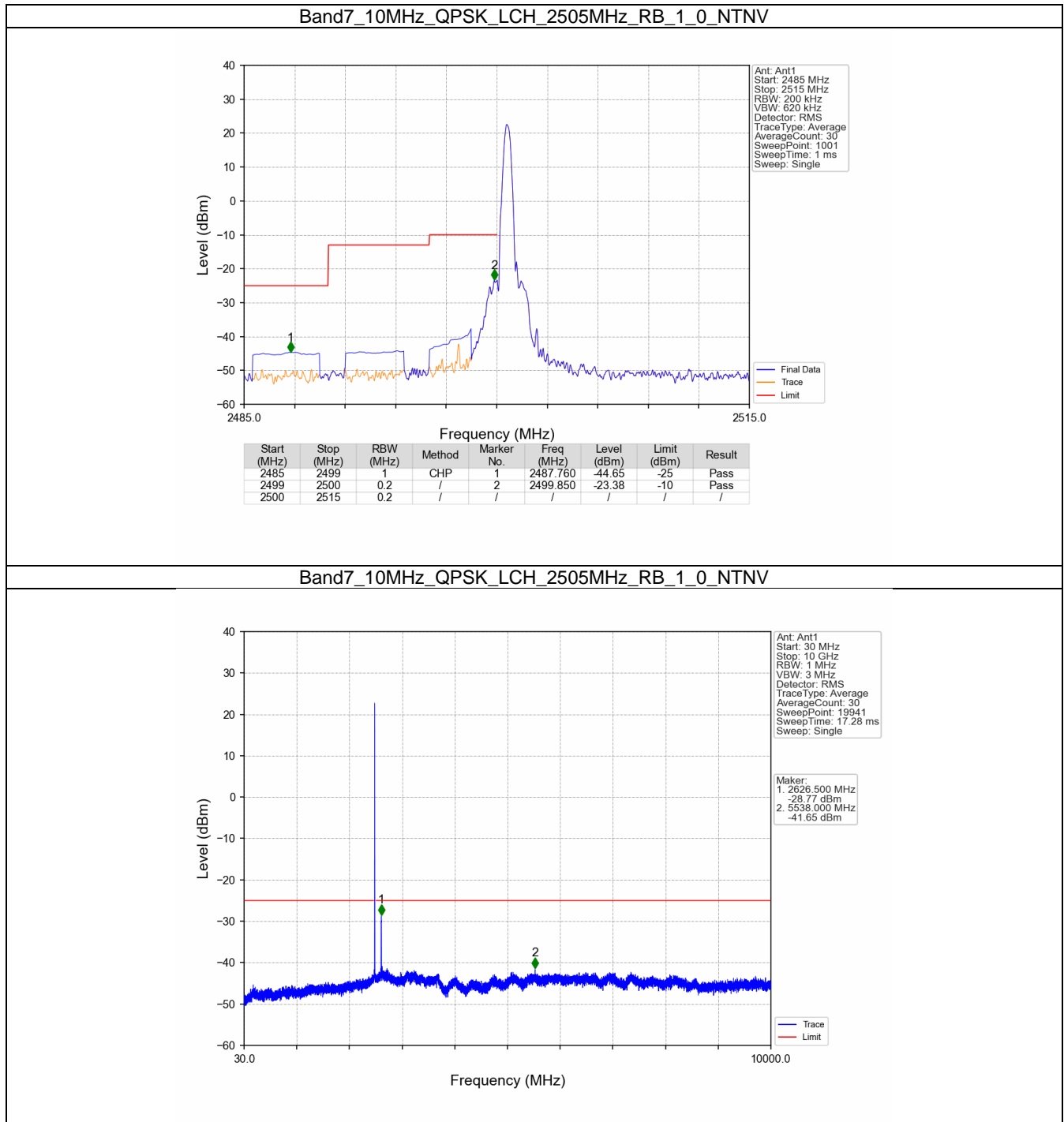
Start (MHz)	Stop (MHz)	RBW (MHz)	Method	Marker No.	Freq (MHz)	Level (dBm)	Limit (dBm)	Result
2562.5	2570	0.11	/	/	/	/	/	/
2570	2571	0.11	/	1	2570.125	-23.59	-10	Pass
2571	2587.5	1	CHP	2	2576.550	-38.85	-25	Pass

5.2 B7_10MHz

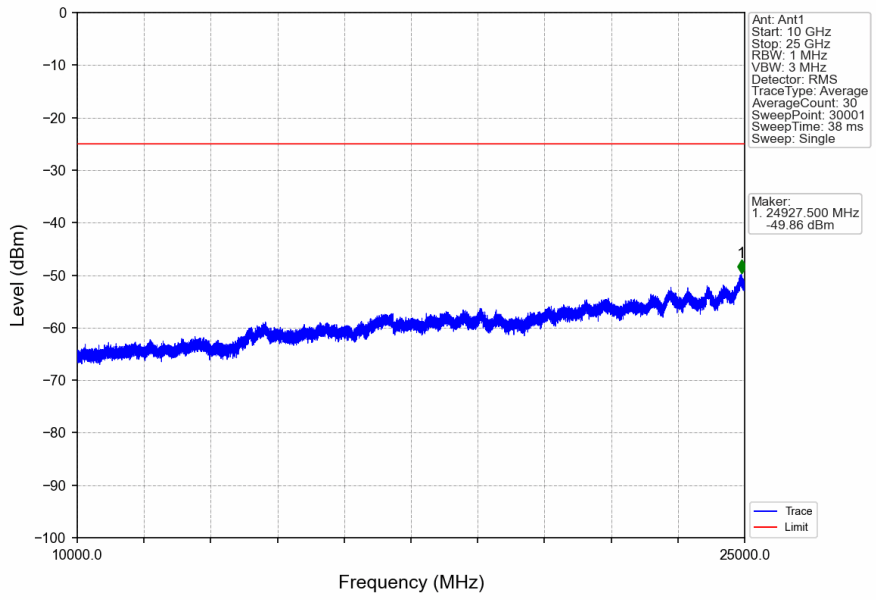
5.2.1 Test Result

Band: 7 / Bandwidth: 10MHz / NTV						
Modulation	Frequency (MHz)	RB Allocation		Spurious Emission		Verdict
		Size	Offset	Result	Limit	
QPSK	2505	1	0	Refer To Test Graph		Pass
		50	0	Refer To Test Graph		Pass
	2535	1	0	Refer To Test Graph		Pass
	2565	1	0	Refer To Test Graph		Pass
			49	Refer To Test Graph		Pass
		50	0	Refer To Test Graph		Pass

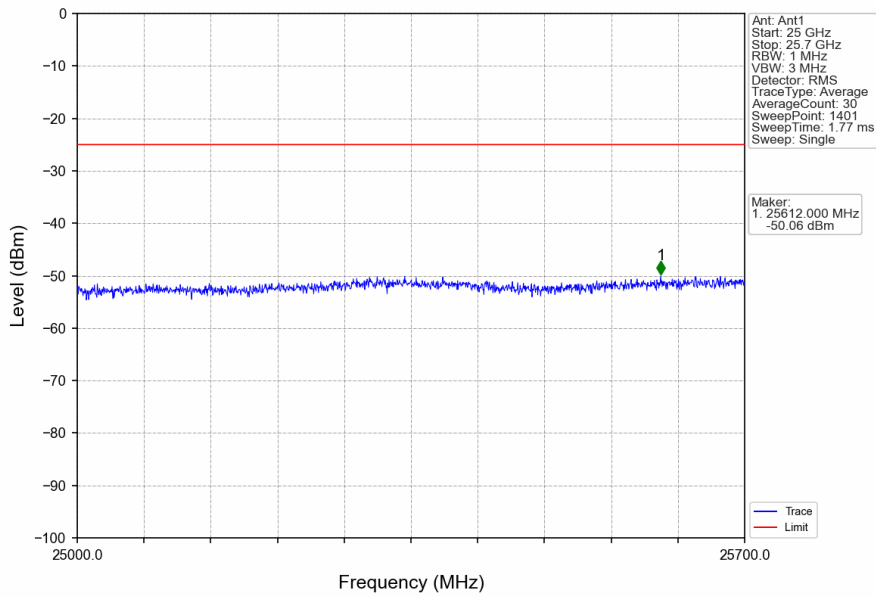
5.2.2 Test Graph



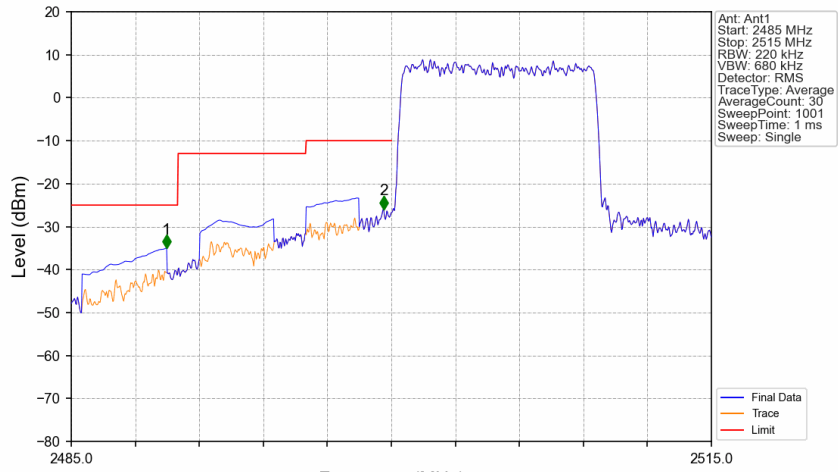
Band7_10MHz_QPSK_LCH_2505MHz_RB_1_0_NTNV



Band7_10MHz_QPSK_LCH_2505MHz_RB_1_0_NTNV

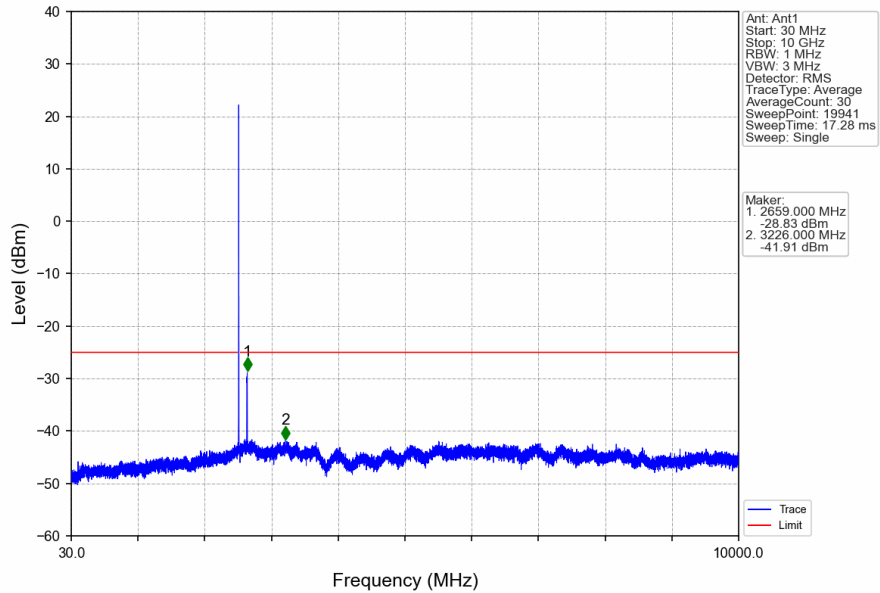


Band7_10MHz_QPSK_LCH_2505MHz_RB_50_0_NTNV



Start (MHz)	Stop (MHz)	RBW (MHz)	Method	Marker No.	Freq (MHz)	Level (dBm)	Limit (dBm)	Result
2485	2499	1	CHP	1	2489.470	-35.01	-25	Pass
2499	2500	0.22	/	2	2499.640	-25.96	-10	Pass
2500	2515	0.22	/	/	/	/	/	/

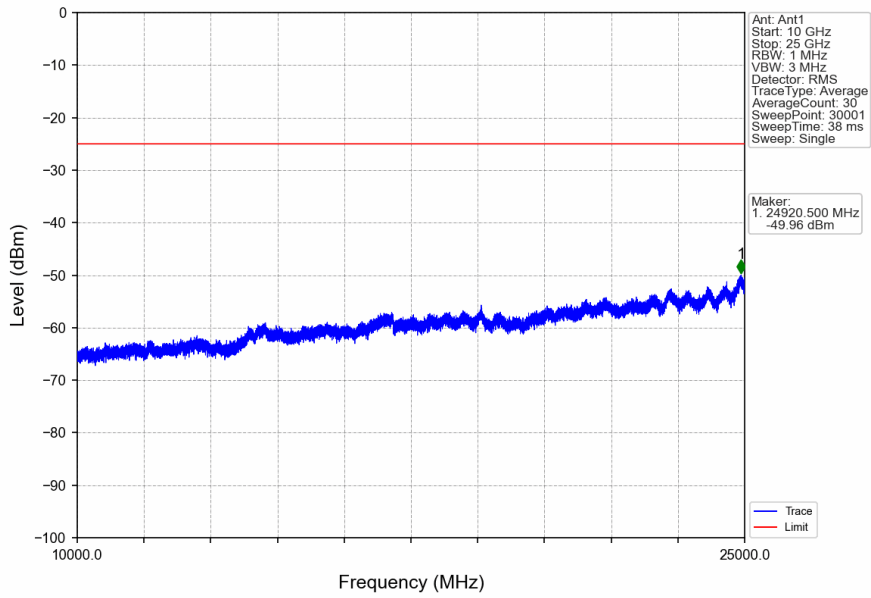
Band7_10MHz_QPSK_MCH_2535MHz_RB_1_0_NTNV



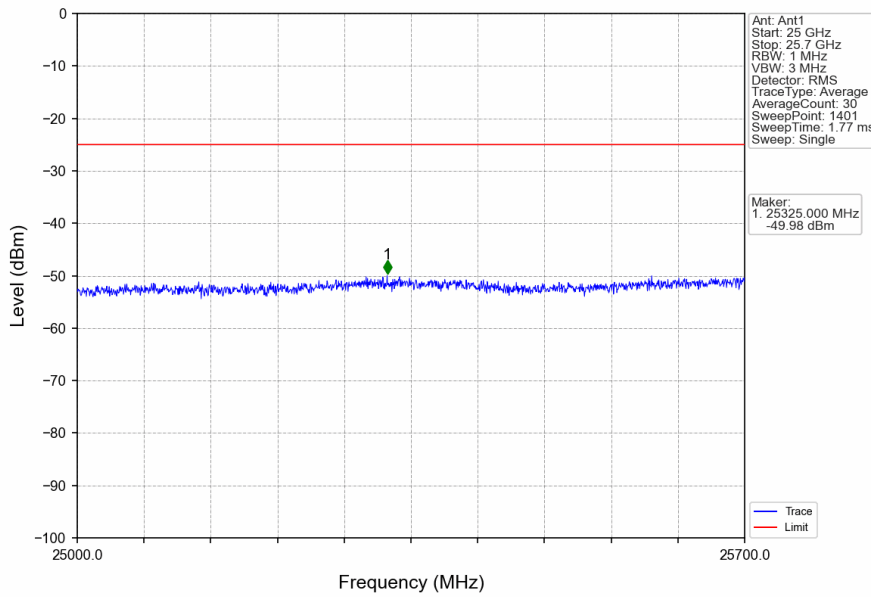
Ant: Ant1
 Start: 30 MHz
 Stop: 10 GHz
 RBW: 1 MHz
 VBW: 3 MHz
 Detector: RMS
 Trace Type: Average
 AverageCount: 30
 SweepPoint: 19941
 SweepTime: 17.28 ms
 Sweep: Single

Marker:
 1. 2659.000 MHz
 -28.83 dBm
 2. 3226.000 MHz
 -41.91 dBm

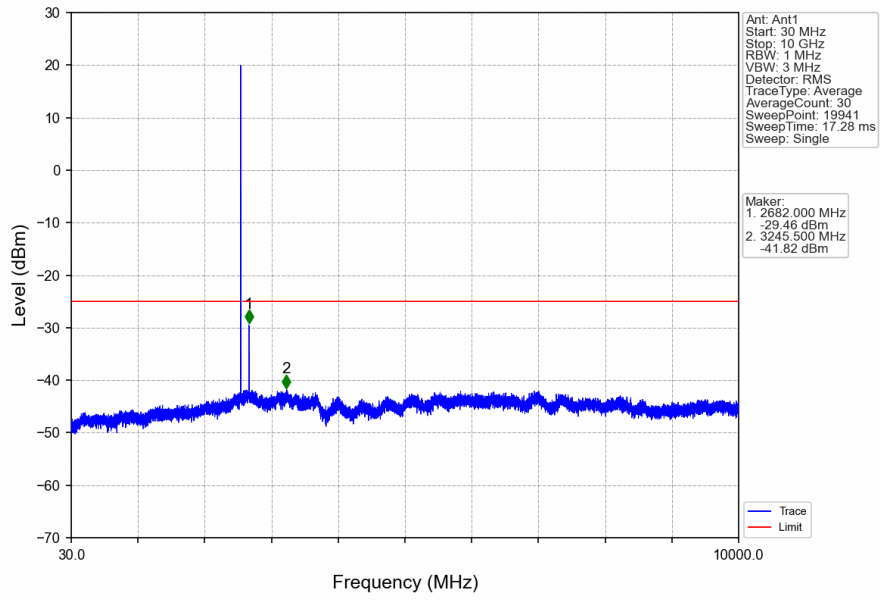
Band7_10MHz_QPSK_MCH_2535MHz_RB_1_0_NTNV



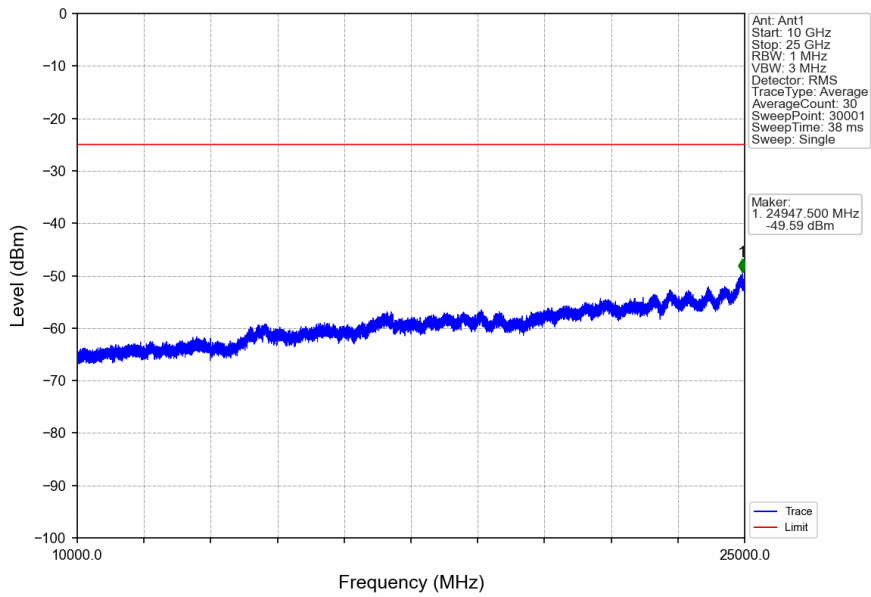
Band7_10MHz_QPSK_MCH_2535MHz_RB_1_0_NTNV



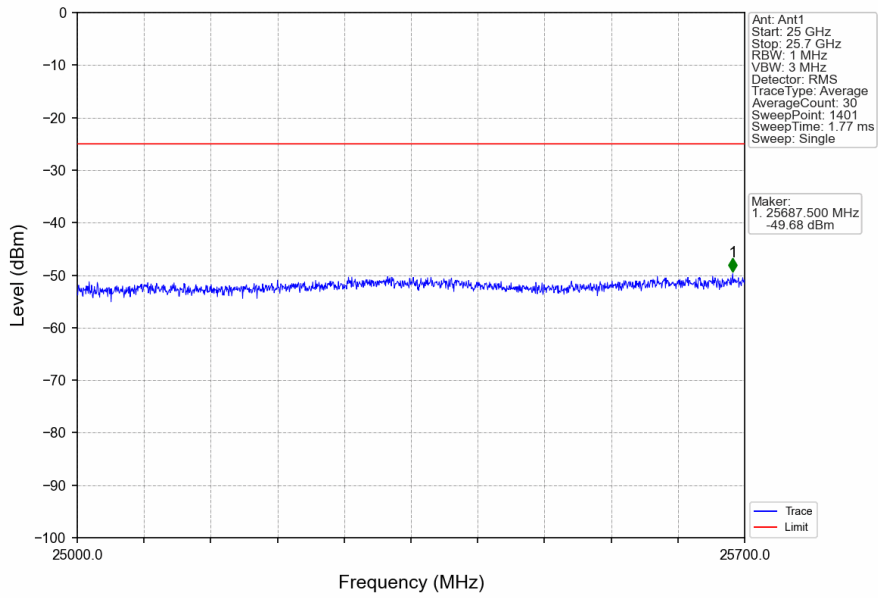
Band7_10MHz_QPSK_HCH_2565MHz_RB_1_0_NTNV



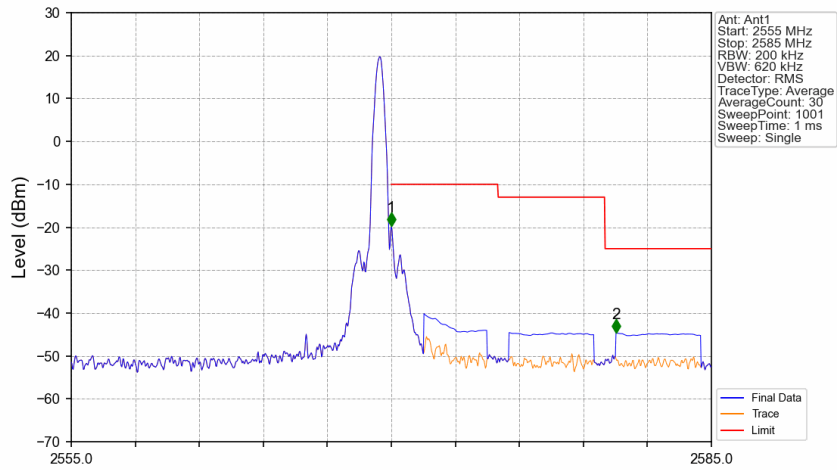
Band7_10MHz_QPSK_HCH_2565MHz_RB_1_0_NTNV



Band7_10MHz_QPSK_HCH_2565MHz_RB_1_0_NTNV

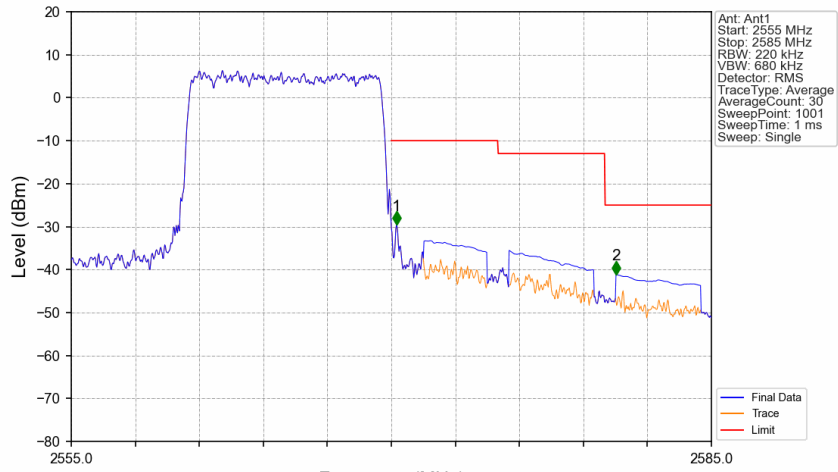


Band7_10MHz_QPSK_HCH_2565MHz_RB_1_49_NTNV



Start (MHz)	Stop (MHz)	RBW (MHz)	Method	Marker No.	Freq (MHz)	Level (dBm)	Limit (dBm)	Result
2555	2570	0.2	/	/	/	/	/	/
2570	2571	0.2	/	1	2570.000	-19.80	-10	Pass
2571	2585	1	CHP	2	2580.530	-44.62	-25	Pass

Band7_10MHz_QPSK_HCH_2565MHz_RB_50_0_NTNV



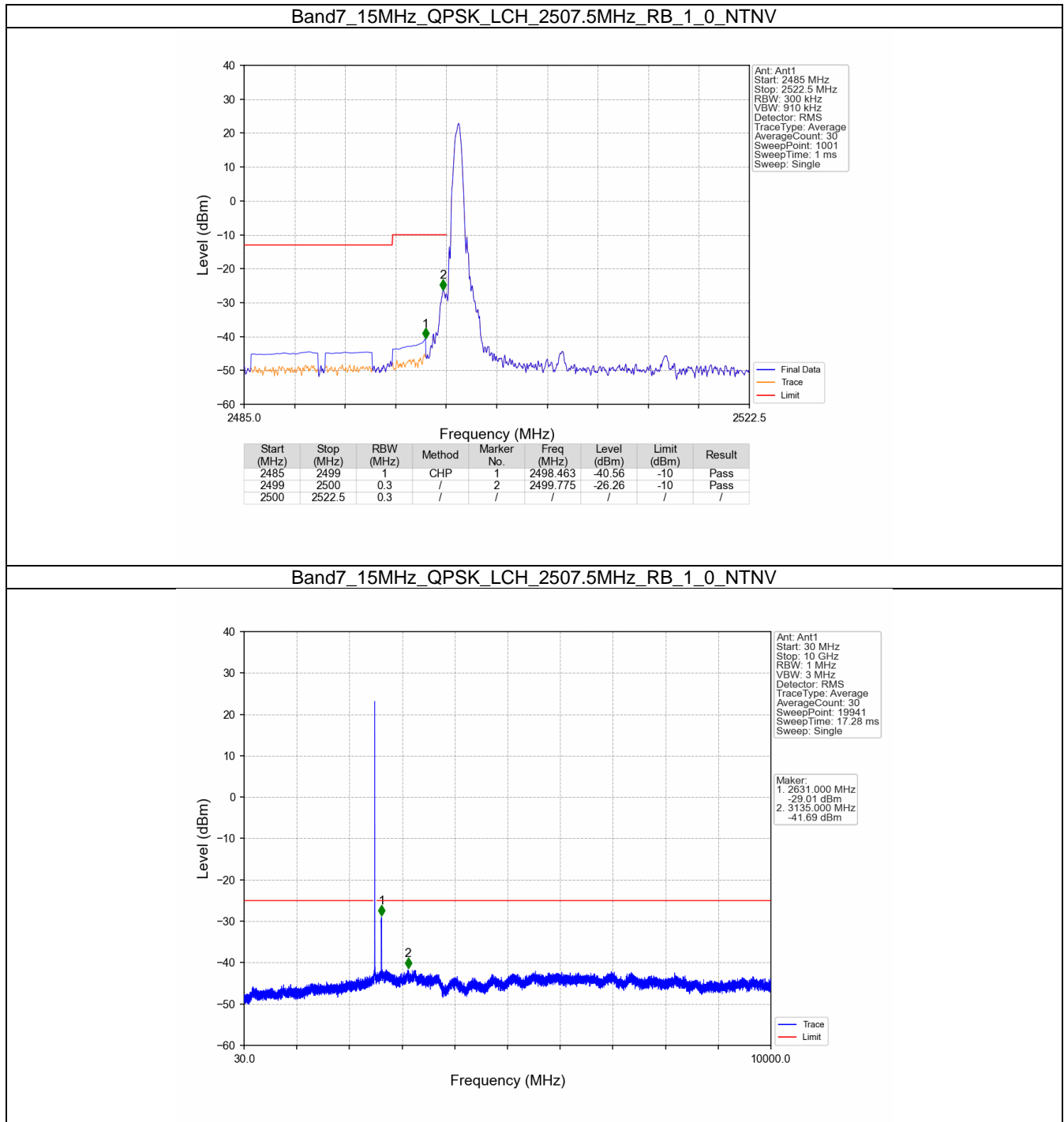
Start (MHz)	Stop (MHz)	RBW (MHz)	Method	Marker No.	Freq (MHz)	Level (dBm)	Limit (dBm)	Result
2555	2570	0.22	/	/	/	/	/	/
2570	2571	0.22	/	1	2570.240	-29.57	-10	Pass
2571	2585	1	CHP	2	2580.530	-41.12	-25	Pass

5.3 B7_15MHz

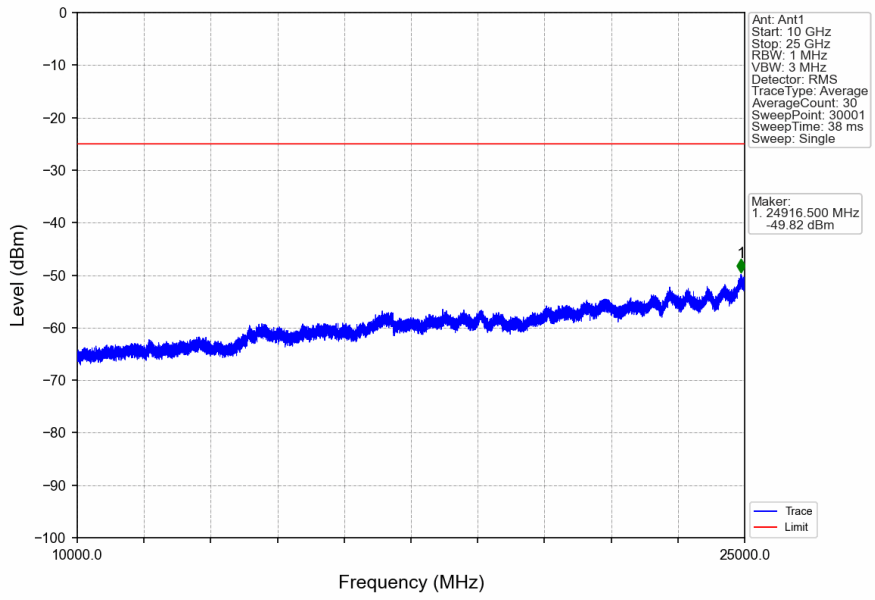
5.3.1 Test Result

Band: 7 / Bandwidth: 15MHz / NTV							
Modulation	Frequency (MHz)	RB Allocation		Spurious Emission		Verdict	
		Size	Offset	Result	Limit		
QPSK	2507.5	1	0	Refer To Test Graph		Pass	
		75	0	Refer To Test Graph		Pass	
	2535	1	0	Refer To Test Graph		Pass	
	2562.5	1		0	Refer To Test Graph		Pass
				74	Refer To Test Graph		Pass
		75	0	Refer To Test Graph		Pass	

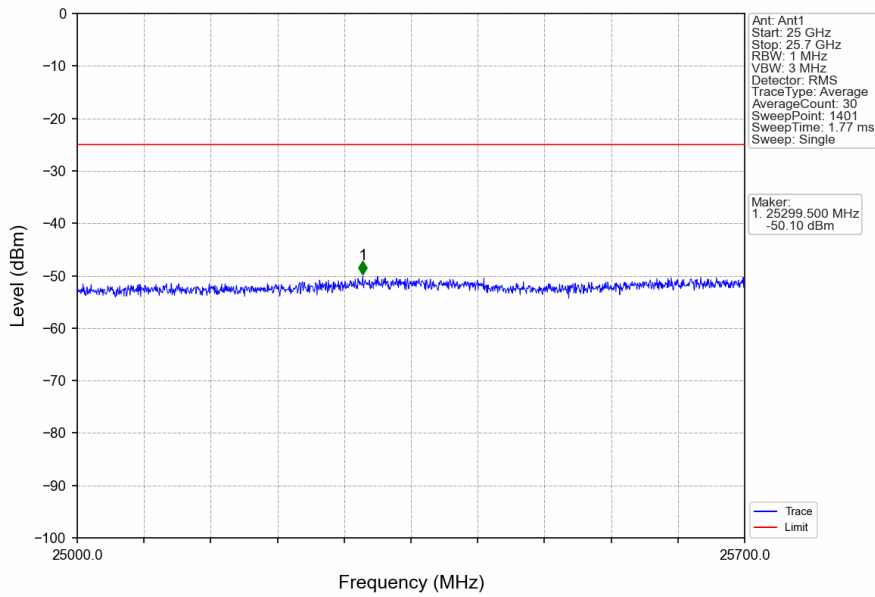
5.3.2 Test Graph



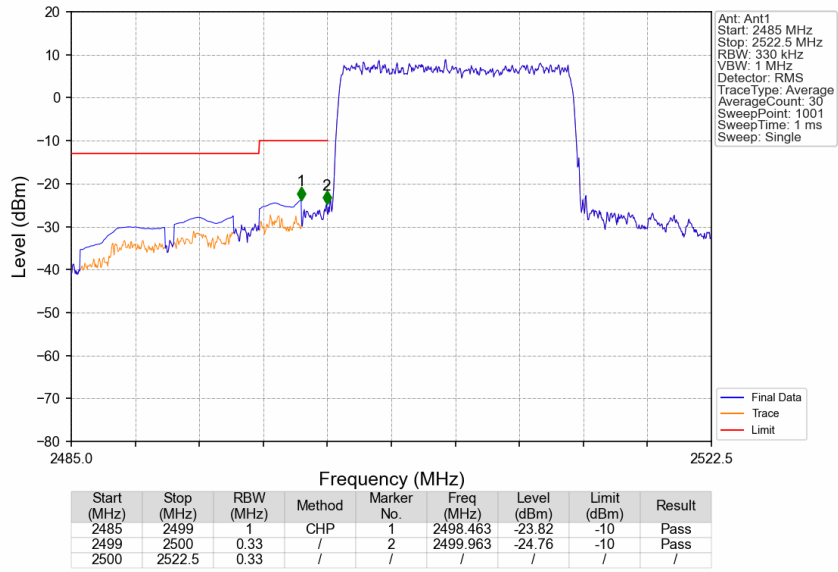
Band7_15MHz_QPSK_LCH_2507.5MHz_RB_1_0_NTNV



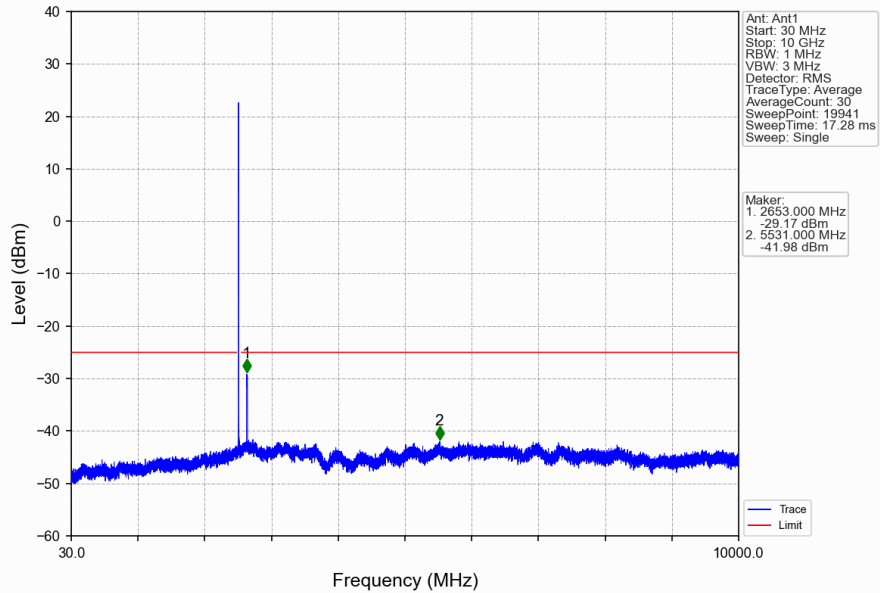
Band7_15MHz_QPSK_LCH_2507.5MHz_RB_1_0_NTNV



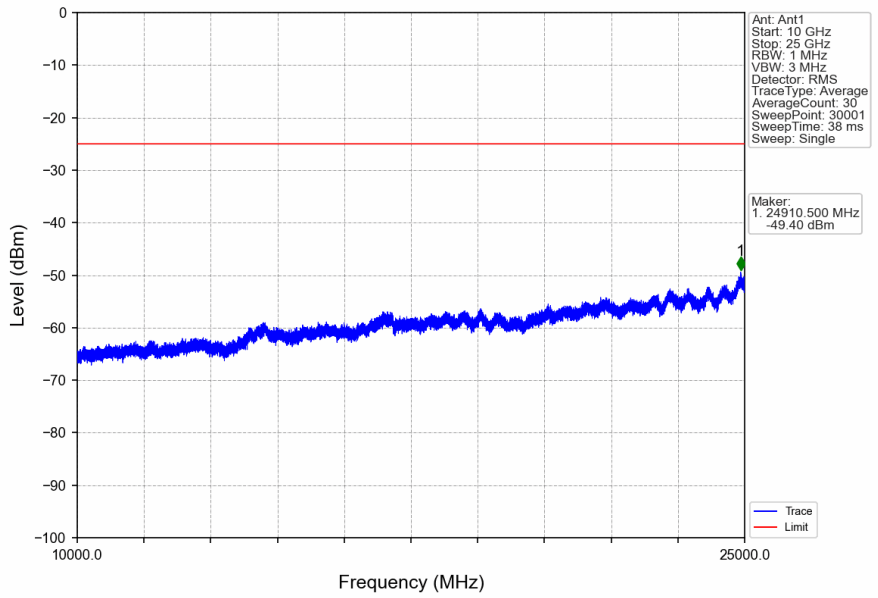
Band7_15MHz_QPSK_LCH_2507.5MHz_RB_75_0_NTNV



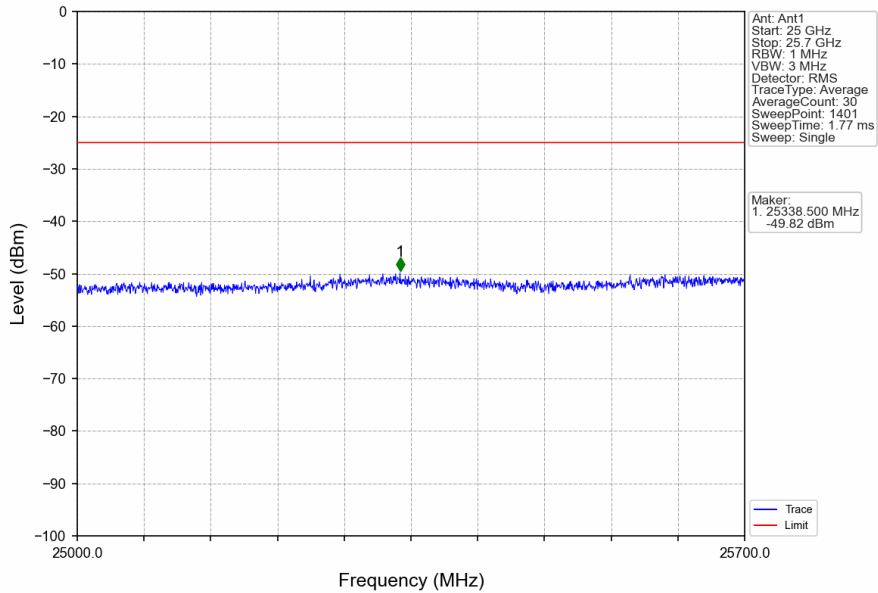
Band7_15MHz_QPSK_MCH_2535MHz_RB_1_0_NTNV



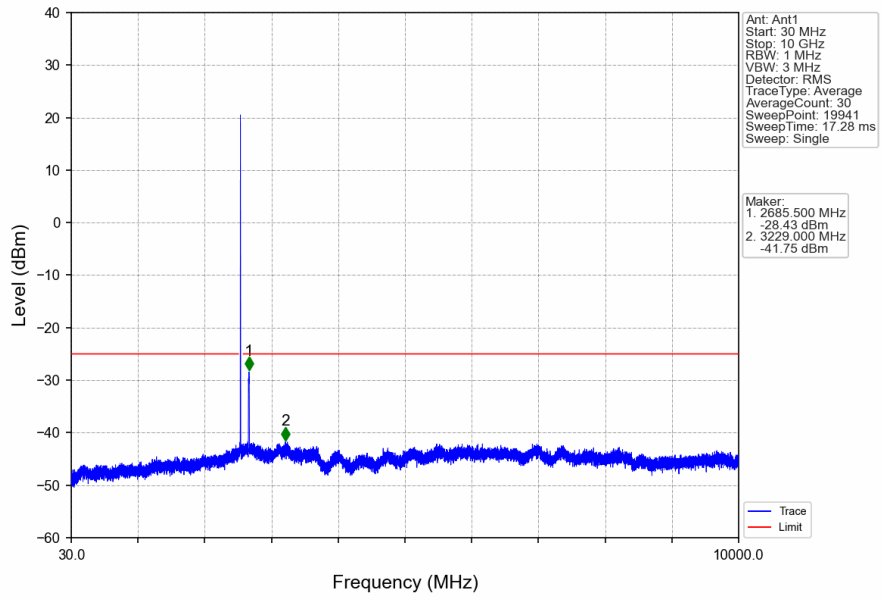
Band7_15MHz_QPSK_MCH_2535MHz_RB_1_0_NTNV



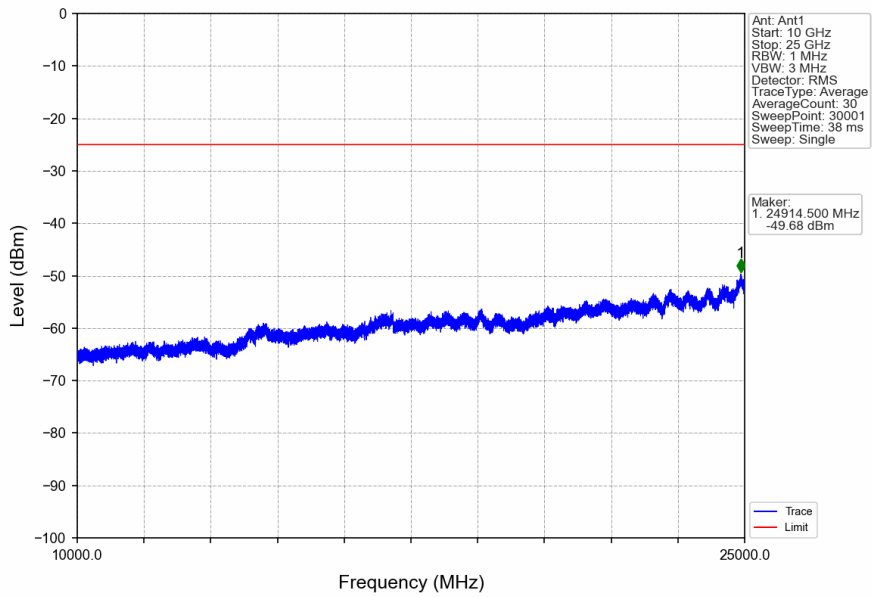
Band7_15MHz_QPSK_MCH_2535MHz_RB_1_0_NTNV



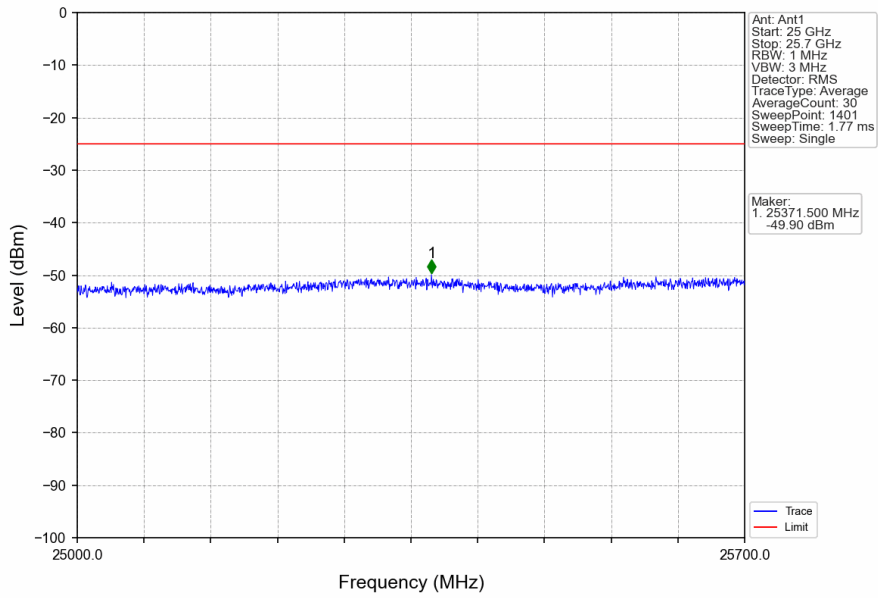
Band7_15MHz_QPSK_HCH_2562.5MHz_RB_1_0_NTNV



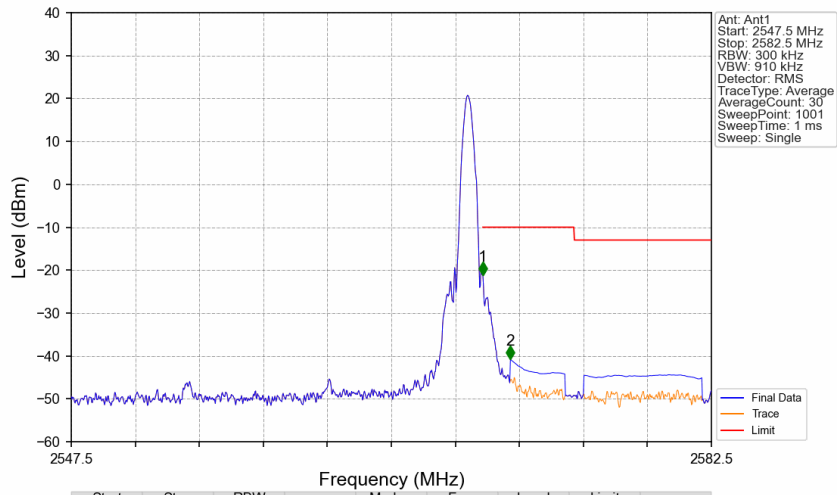
Band7_15MHz_QPSK_HCH_2562.5MHz_RB_1_0_NTNV



Band7_15MHz_QPSK_HCH_2562.5MHz_RB_1_0_NTNV

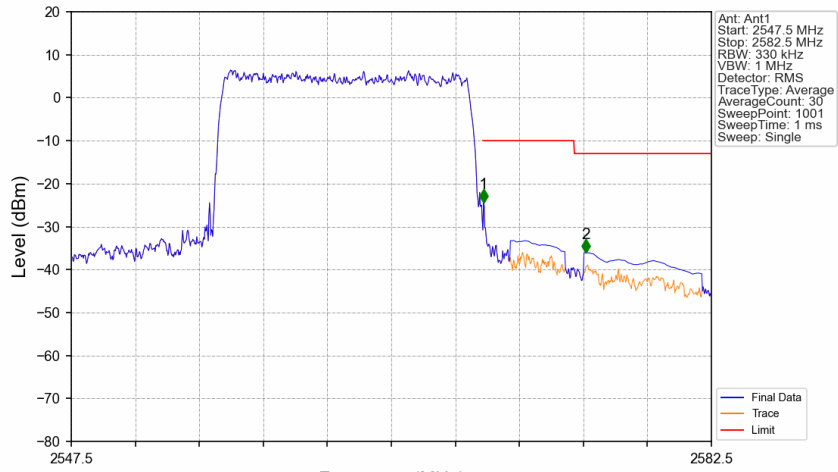


Band7_15MHz_QPSK_HCH_2562.5MHz_RB_1_74_NTNV



Start (MHz)	Stop (MHz)	RBW (MHz)	Method	Marker No.	Freq (MHz)	Level (dBm)	Limit (dBm)	Result
2547.5	2570	0.3	/	/	/	/	/	/
2570	2571	0.3	/	1	2570.005	-21.15	-10	Pass
2571	2582.5	1	CHP	2	2571.510	-40.80	-10	Pass

Band7_15MHz_QPSK_HCH_2562.5MHz_RB_75_0_NTNV



Start (MHz)	Stop (MHz)	RBW (MHz)	Method	Marker No.	Freq (MHz)	Level (dBm)	Limit (dBm)	Result
2547.5	2570	0.33	/	/	/	/	/	/
2570	2571	0.33	/	1	2570.040	-24.39	-10	Pass
2571	2582.5	1	CHP	2	2575.640	-36.05	-13	Pass

5.4 B7_20MHz

5.4.1 Test Result

Band: 7 / Bandwidth: 20MHz / NTV							
Modulation	Frequency (MHz)	RB Allocation		Spurious Emission		Verdict	
		Size	Offset	Result	Limit		
QPSK	2510	1	0	Refer To Test Graph		Pass	
		100	0	Refer To Test Graph		Pass	
	2535	1	0	Refer To Test Graph		Pass	
	2560	1		0	Refer To Test Graph		Pass
				99	Refer To Test Graph		Pass
		100	0	Refer To Test Graph		Pass	

5.4.2 Test Graph

