

Result of RE

Test result

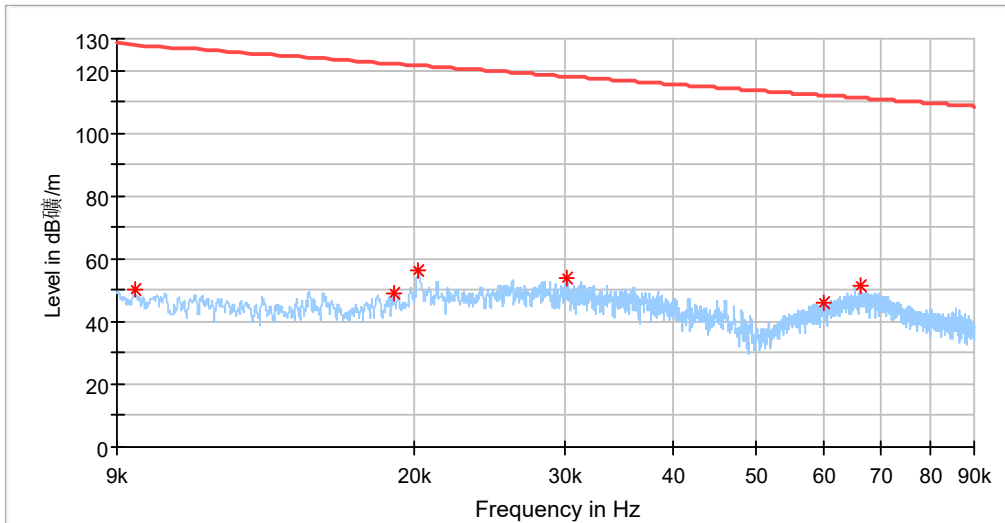
Sweep the whole frequency band through the range from 9kHz to the 10th harmonic of the carrier.

A symbol (dB μ V/m) in the test plot below means (dB μ V/m)

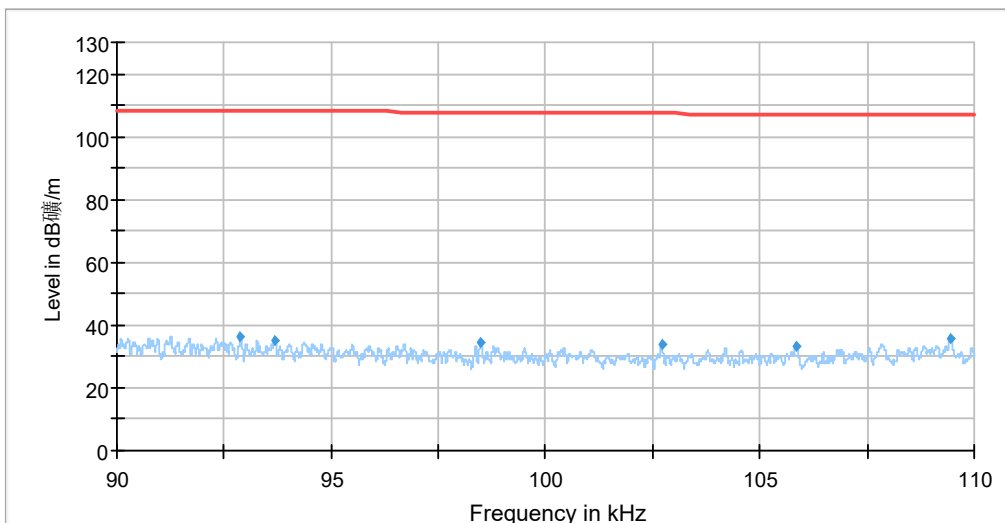
A symbol (dB μ V) in the test plot below means (dB μ V/m)

During the test, the Radiates Emission from 9kHz to 1GHz was performed in all modes with all channels, 802.11a, Channel 165 are selected as the worst condition. The test data of the worst-case condition was recorded in this report.

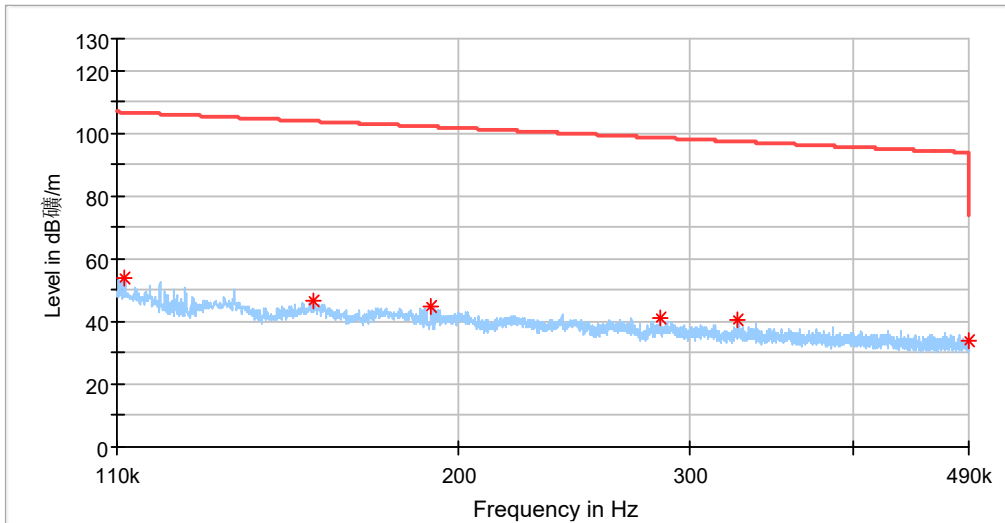
Continuous TX mode:



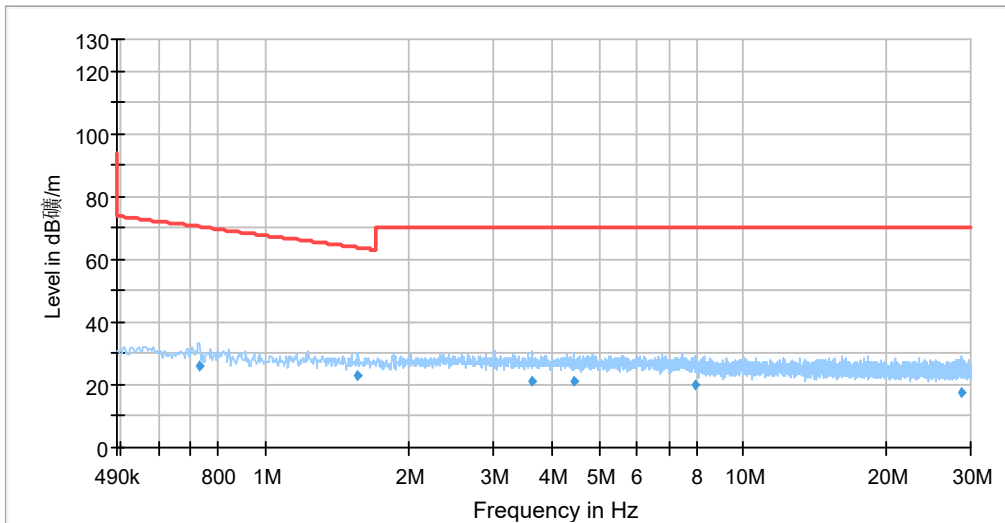
Radiates Emission from 9kHz to 90kHz



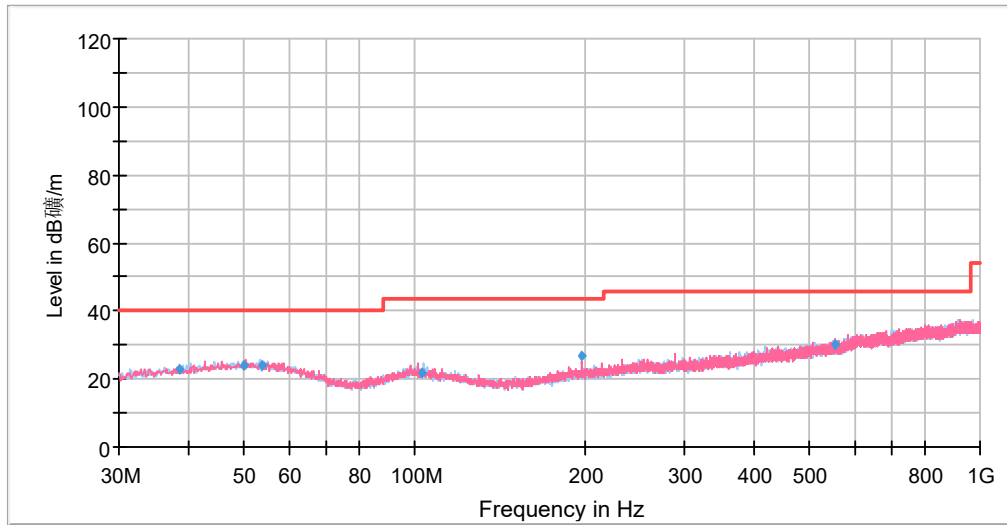
Radiates Emission from 90kHz to 110kHz



Radiates Emission from 110kHz to 490kHz



Radiates Emission from 490kHz to 30MHz

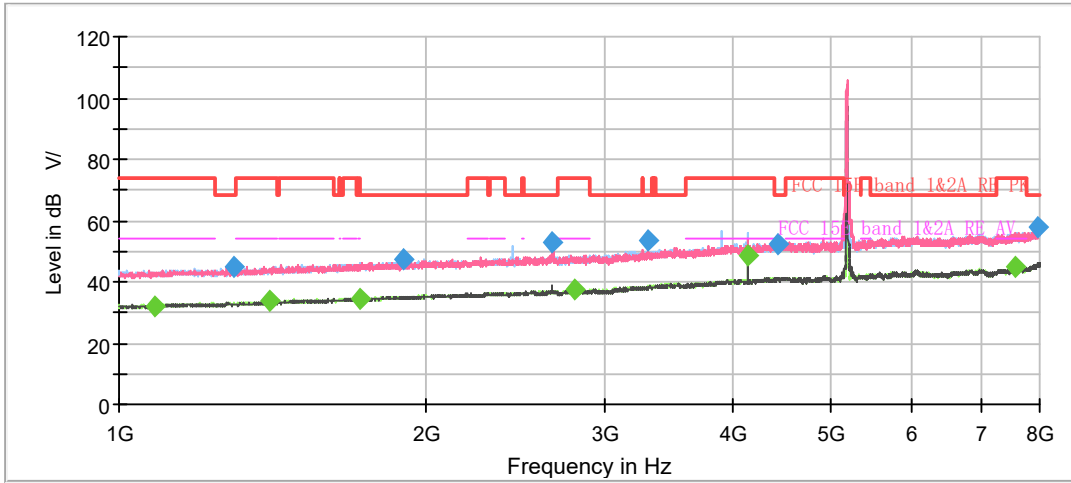


Radiates Emission from 30MHz to 1GHz

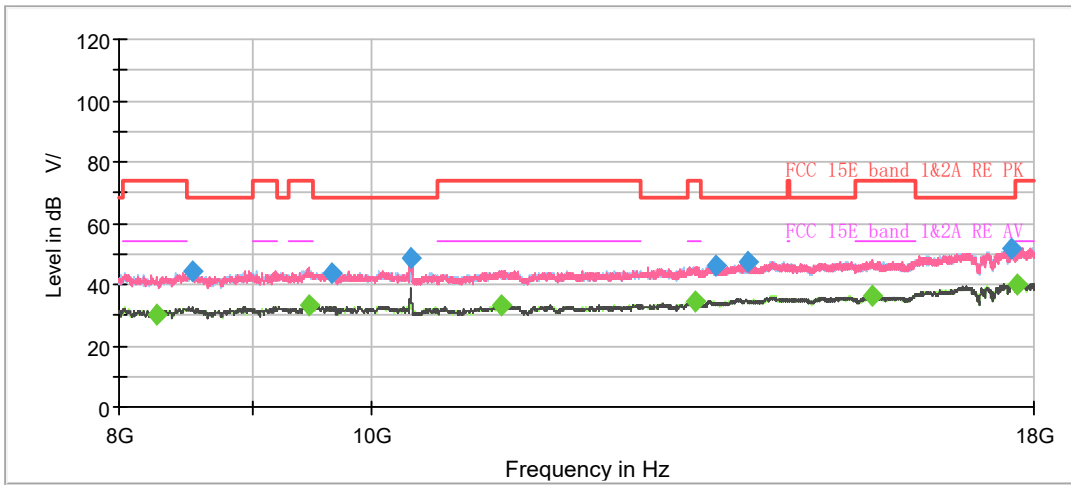
Frequency (MHz)	Quasi-Peak (dBµV/m)	Limit (dBµV/m)	Margin (dB)	Height (cm)	Polarization	Azimuth (deg)	Correct Factor (dB)
38.41	22.85	40.00	17.15	199.0	H	278.00	19
49.97	24.12	40.00	15.88	180.0	V	310.00	20
53.57	23.91	40.00	16.09	218.0	H	128.00	20
103.28	21.89	43.50	21.61	199.0	H	155.00	19
198.01	26.71	43.50	16.79	225.0	V	212.00	18
552.58	29.95	46.00	16.05	125.0	V	156.00	26

Remark: 1. Correction Factor = Antenna factor + Insertion loss (cable loss + amplifier gain)

2. Margin = Limit – Quasi-Peak



Note: The signal beyond the limit is carrier.
Radiates Emission from 1GHz to 8GHz



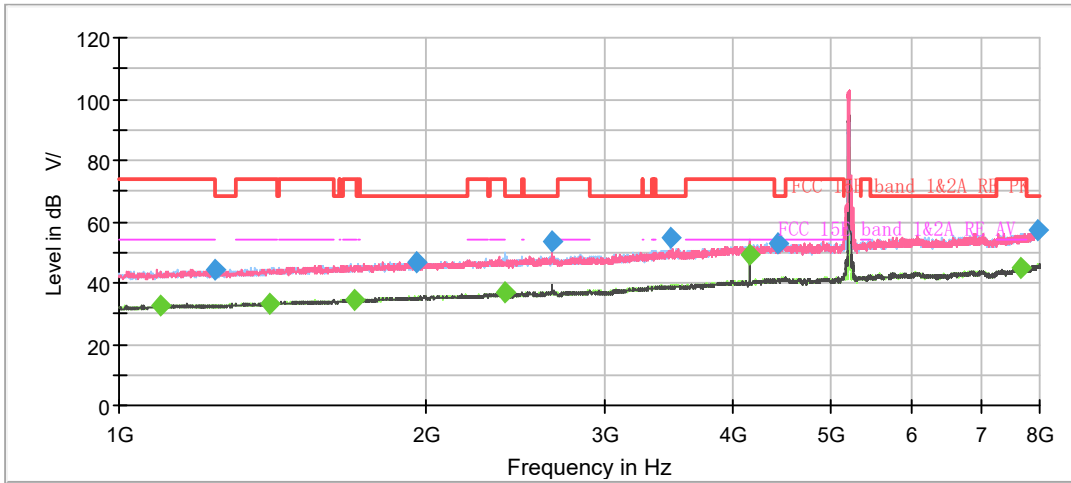
Radiates Emission from 8GHz to 18GHz

Frequency (MHz)	MaxPeak (dB μ V/m)	Average (dB μ V/m)	Limit (dB μ V/m)	Margin (dB)	Meas. Time (ms)	Height (cm)	Pol	Azimuth (deg)	Corr. (dB/m)
1084.000000	---	32.08	54.00	21.92	500.0	200.0	H	194.0	2.1
1295.750000	44.97	---	68.20	23.23	500.0	100.0	V	31.0	3.4
1407.750000	---	33.89	54.00	20.11	500.0	200.0	V	267.0	4.0
1721.875000	---	34.65	54.00	19.35	500.0	200.0	V	333.0	5.4
1898.625000	47.50	---	68.20	20.70	500.0	100.0	H	258.0	6.1
2663.375000	52.71	---	68.20	15.49	500.0	100.0	V	175.0	8.6
2792.875000	---	37.25	54.00	16.75	500.0	200.0	H	218.0	9.0
3301.250000	53.50	---	68.20	14.70	500.0	100.0	H	258.0	10.5
4143.875000	---	48.61	54.00	5.39	500.0	100.0	V	117.0	12.2
4433.500000	52.40	---	68.20	15.80	500.0	200.0	H	80.0	13.1
7578.250000	---	44.79	54.00	9.21	500.0	200.0	V	293.0	18.3
7956.250000	57.83	---	68.20	10.37	500.0	100.0	V	53.0	19.7

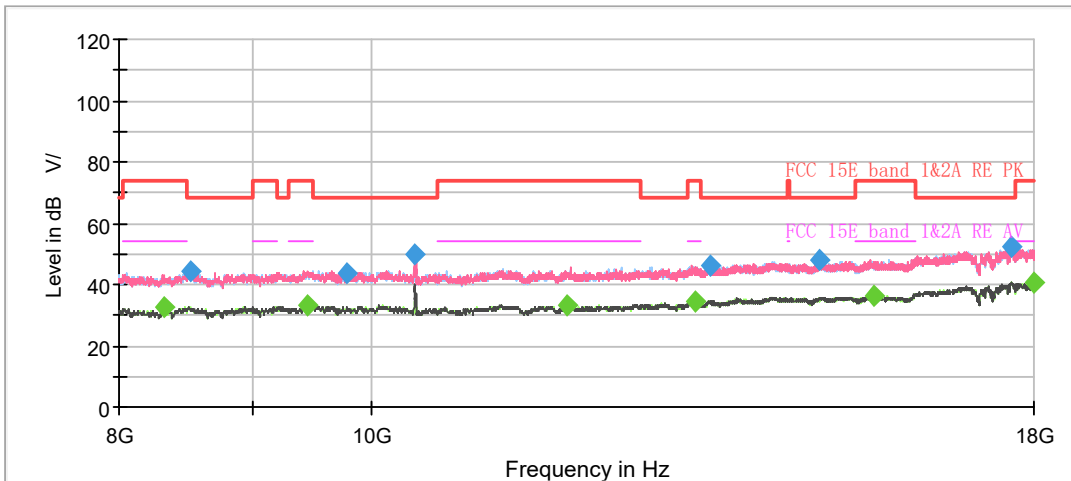
Remark: 1. Correction Factor = Antenna factor + Insertion loss (cable loss + amplifier gain)

2. Margin = Limit –MAX Peak/ Average

802.11a CH40



Note: The signal beyond the limit is carrier.
Radiates Emission from 1GHz to 8GHz

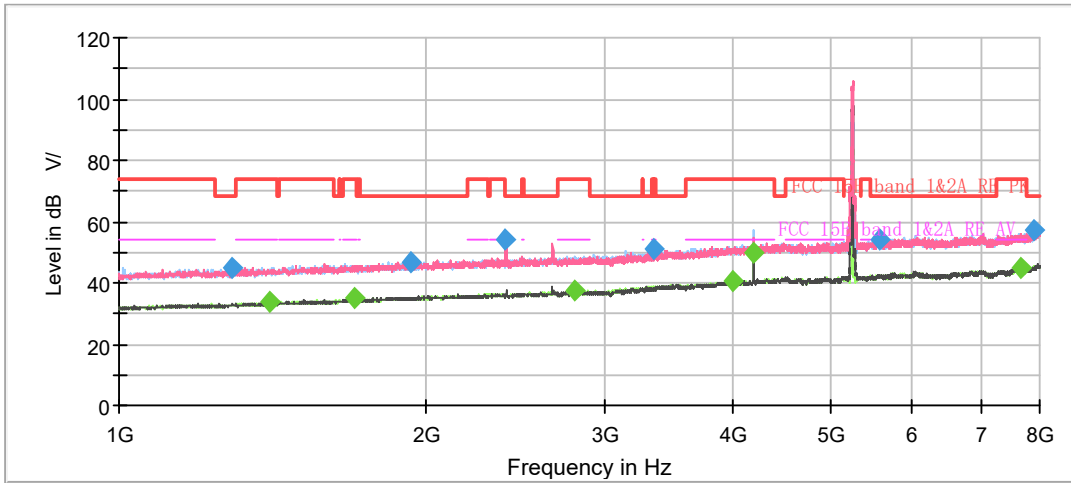


Radiates Emission from 8GHz to 18GHz

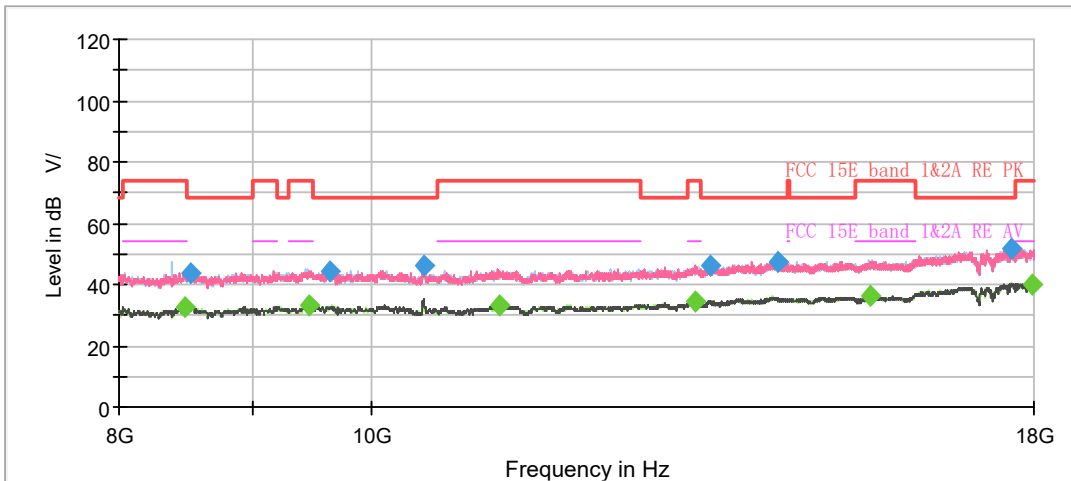
Frequency (MHz)	MaxPeak (dB μ V/m)	Average (dB μ V/m)	Limit (dB μ V/m)	Margin (dB)	Meas. Time (ms)	Height (cm)	Pol	Azimuth (deg)	Corr. (dB/m)
1099.750000	---	32.53	54.00	21.47	500.0	100.0	H	98.0	2.2
1243.250000	44.34	---	68.20	23.86	500.0	200.0	V	15.0	3.1
1402.500000	---	33.50	54.00	20.50	500.0	100.0	V	3.0	4.0
1698.250000	---	34.62	54.00	19.38	500.0	200.0	V	152.0	5.3
1958.125000	47.00	---	68.20	21.20	500.0	100.0	V	8.0	6.3
2389.500000	---	37.19	54.00	16.81	500.0	100.0	H	351.0	7.9
2654.625000	53.81	---	68.20	14.39	500.0	200.0	V	167.0	8.6
3478.875000	54.75	---	68.20	13.45	500.0	100.0	H	288.0	11.0
4159.625000	---	48.97	54.00	5.03	500.0	100.0	H	122.0	12.3
4437.875000	52.74	---	68.20	15.46	500.0	100.0	H	131.0	13.1
7663.125000	---	44.70	54.00	9.30	500.0	200.0	H	254.0	18.7
7967.625000	57.43	---	68.20	10.77	500.0	100.0	V	185.0	19.8

Remark: 1. Correction Factor = Antenna factor + Insertion loss (cable loss + amplifier gain)
2. Margin = Limit –MAX Peak/ Average

802.11a CH48



Note: The signal beyond the limit is carrier.
Radiates Emission from 1GHz to 8GHz



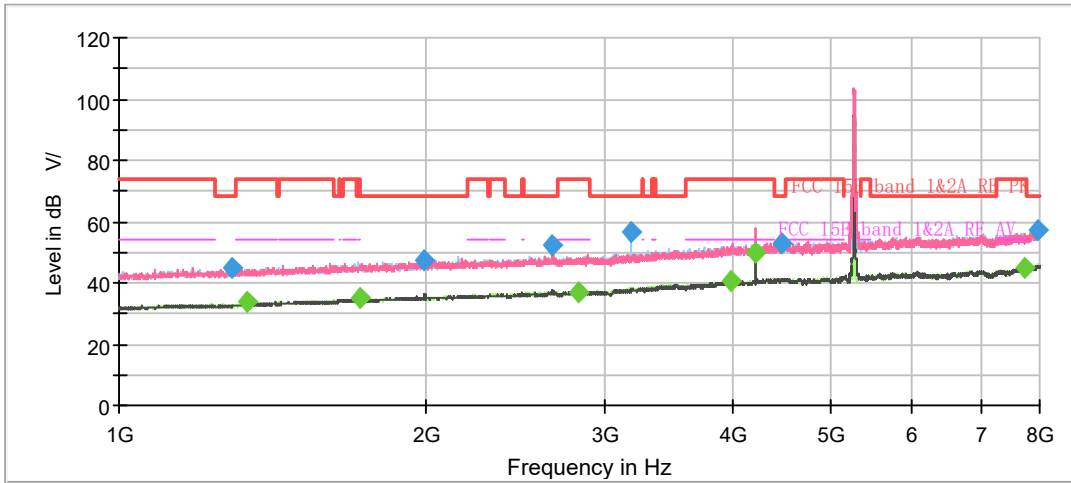
Radiates Emission from 8GHz to 18GHz

Frequency (MHz)	MaxPeak (dB μ V/m)	Average (dB μ V/m)	Limit (dB μ V/m)	Margin (dB)	Meas. Time (ms)	Height (cm)	Pol	Azimuth (deg)	Corr. (dB/m)
1293.125000	44.69	---	68.20	23.51	500.0	100.0	V	0.0	3.3
1404.250000	---	33.60	54.00	20.40	500.0	200.0	V	83.0	4.0
1703.500000	---	35.05	54.00	18.95	500.0	100.0	V	33.0	5.3
1936.250000	46.79	---	68.20	21.41	500.0	100.0	V	89.0	6.2
2394.750000	54.07	---	68.20	14.13	500.0	100.0	V	112.0	7.9
2795.500000	---	37.34	54.00	16.66	500.0	100.0	H	139.0	9.0
3342.375000	51.03	---	68.20	17.17	500.0	100.0	H	110.0	10.6
3992.500000	---	40.66	54.00	13.34	500.0	100.0	V	0.0	12.2
4192.000000	---	50.05	54.00	3.95	500.0	100.0	H	119.0	12.4
5584.125000	54.20	---	68.20	14.00	500.0	100.0	H	155.0	15.2
7663.125000	---	44.70	54.00	9.30	500.0	200.0	H	352.0	18.7
7893.250000	57.36	---	68.20	10.84	500.0	100.0	V	312.0	19.5

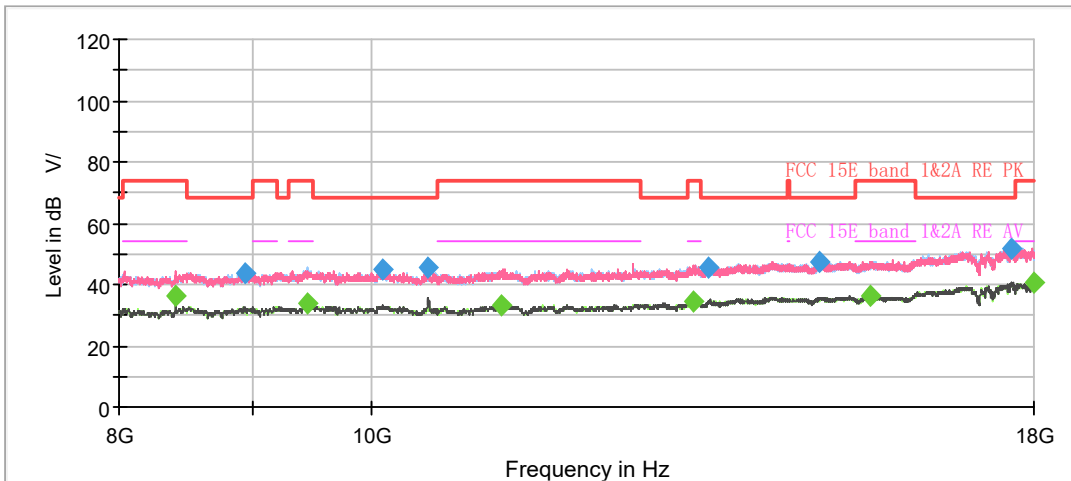
Remark: 1. Correction Factor = Antenna factor + Insertion loss (cable loss + amplifier gain)

2. Margin = Limit –MAX Peak/ Average

802.11a CH52



Note: The signal beyond the limit is carrier.
Radiates Emission from 1GHz to 8GHz



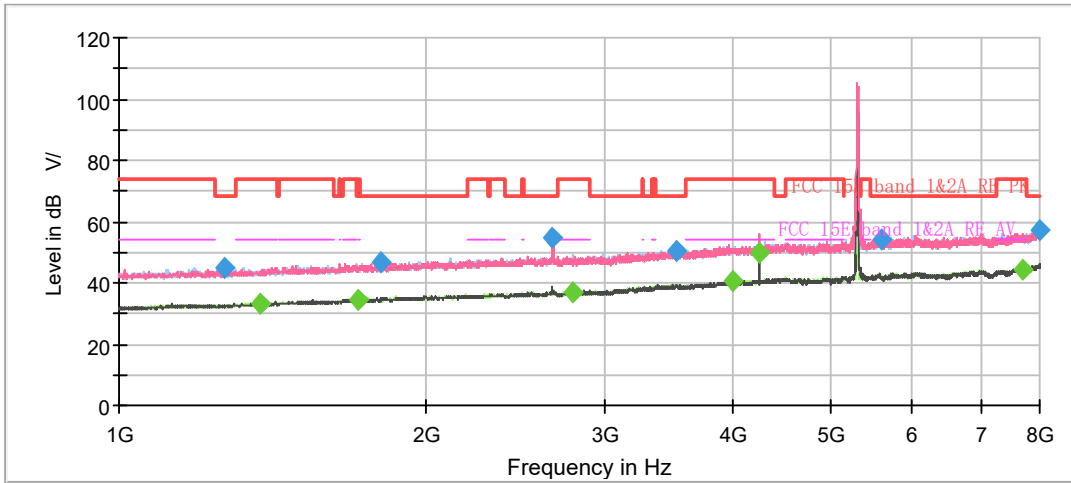
Radiates Emission from 8GHz to 18GHz

Frequency (MHz)	MaxPeak (dB μ V/m)	Average (dB μ V/m)	Limit (dB μ V/m)	Margin (dB)	Meas. Time (ms)	Height (cm)	Pol	Azimuth (deg)	Corr. (dB/m)
1293.125000	44.62	---	68.20	23.58	500.0	200.0	V	31.0	3.3
1332.500000	---	33.92	54.00	20.08	500.0	100.0	V	229.0	3.6
1721.875000	---	34.80	54.00	19.20	500.0	100.0	V	224.0	5.4
1991.375000	47.08	---	68.20	21.12	500.0	200.0	H	121.0	6.5
2659.000000	52.60	---	68.20	15.60	500.0	100.0	V	171.0	8.6
2824.375000	---	37.22	54.00	16.78	500.0	100.0	H	302.0	9.0
3178.750000	56.61	---	68.20	11.59	500.0	100.0	H	297.0	10.0
3983.750000	---	40.62	54.00	13.38	500.0	200.0	H	223.0	12.1
4207.750000	---	49.74	54.00	4.26	500.0	100.0	H	116.0	12.4
4471.125000	52.97	---	68.20	15.23	500.0	100.0	H	50.0	13.3
7719.125000	---	44.65	54.00	9.35	500.0	100.0	V	268.0	18.9
7958.875000	57.11	---	68.20	11.09	500.0	200.0	H	111.0	19.7

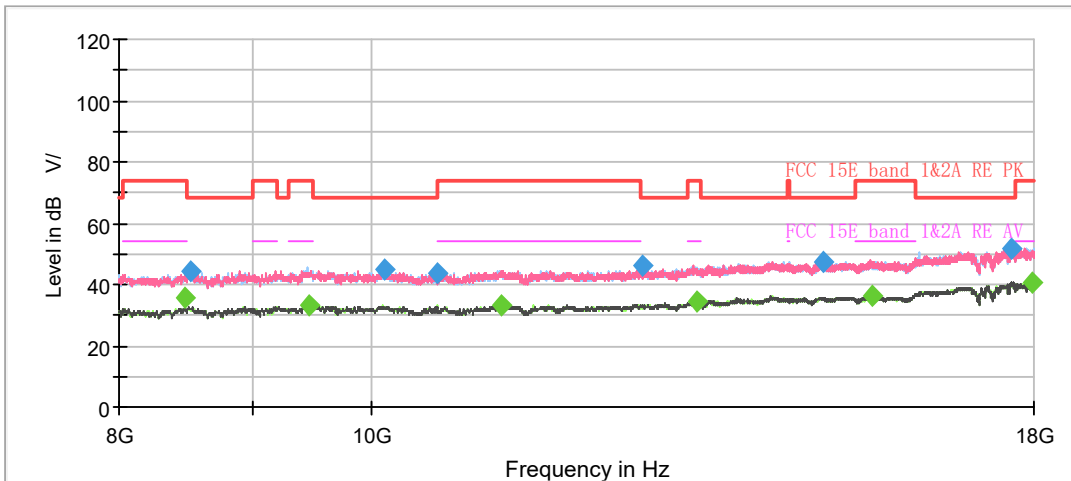
Remark: 1. Correction Factor = Antenna factor + Insertion loss (cable loss + amplifier gain)

2. Margin = Limit –MAX Peak/ Average

802.11a CH60



Note: The signal beyond the limit is carrier.
Radiates Emission from 1GHz to 8GHz



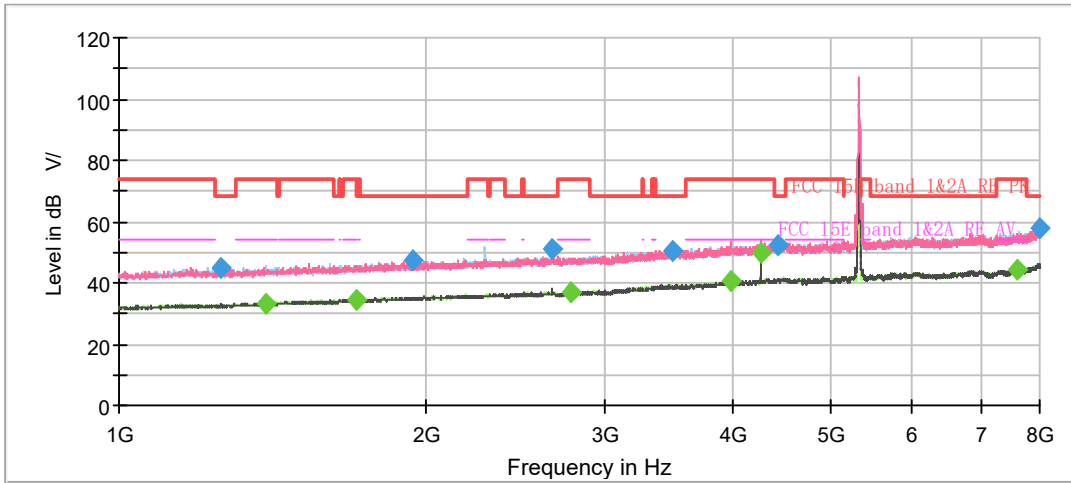
Radiates Emission from 8GHz to 18GHz

Frequency (MHz)	MaxPeak (dB μ V/m)	Average (dB μ V/m)	Limit (dB μ V/m)	Margin (dB)	Meas. Time (ms)	Height (cm)	Pol	Azimuth (deg)	Corr. (dB/m)
1270.375000	44.64	---	68.20	23.56	500.0	100.0	V	248.0	3.2
1378.000000	---	33.42	54.00	20.58	500.0	200.0	H	34.0	3.8
1719.250000	---	34.59	54.00	19.41	500.0	200.0	H	260.0	5.4
1805.875000	46.85	---	68.20	21.35	500.0	200.0	V	266.0	5.8
2659.875000	54.97	---	68.20	13.23	500.0	100.0	V	276.0	8.6
2785.875000	---	37.09	54.00	16.91	500.0	200.0	V	291.0	8.9
3519.125000	50.69	---	68.20	17.51	500.0	100.0	V	130.0	11.1
3991.625000	---	40.55	54.00	13.45	500.0	100.0	H	303.0	12.2
4240.125000	---	50.15	54.00	3.85	500.0	100.0	V	110.0	12.4
5590.250000	54.42	---	68.20	13.78	500.0	100.0	H	260.0	15.2
7698.125000	---	44.49	54.00	9.51	500.0	100.0	H	200.0	18.8
7995.625000	57.18	---	68.20	11.02	500.0	200.0	H	82.0	19.9

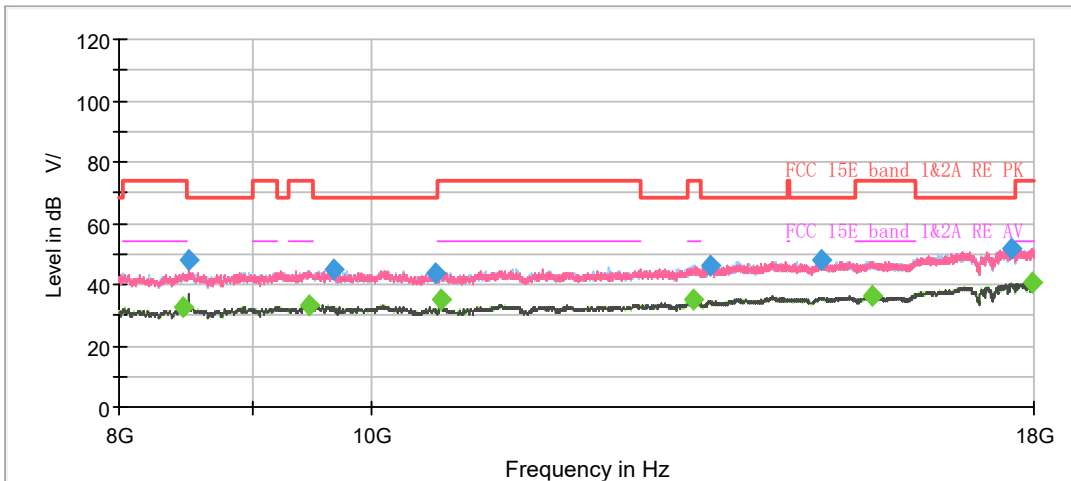
Remark: 1. Correction Factor = Antenna factor + Insertion loss (cable loss + amplifier gain)

2. Margin = Limit –MAX Peak/ Average

802.11a CH64



Note: The signal beyond the limit is carrier.
Radiates Emission from 1GHz to 8GHz



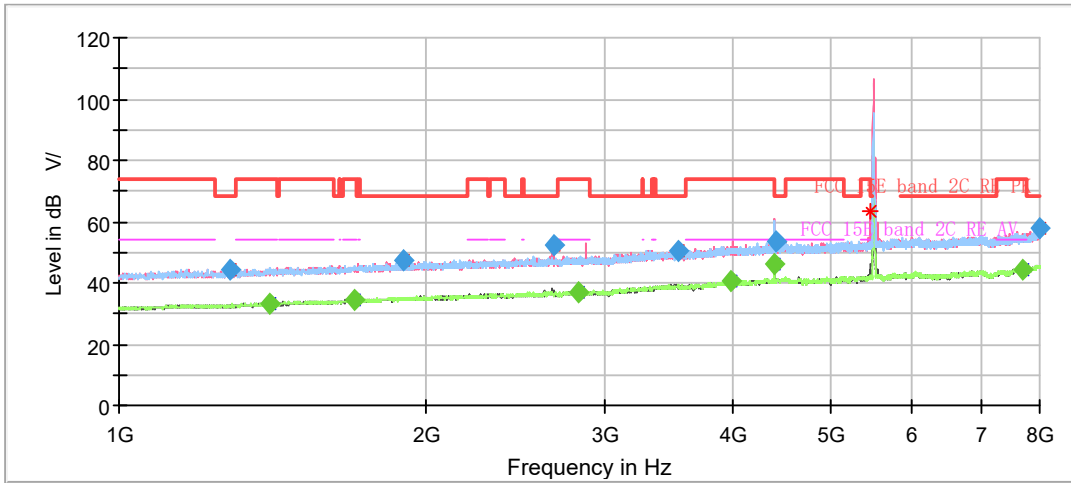
Radiates Emission from 8GHz to 18GHz

Frequency (MHz)	MaxPeak (dB μ V/m)	Average (dB μ V/m)	Limit (dB μ V/m)	Margin (dB)	Meas. Time (ms)	Height (cm)	Pol	Azimuth (deg)	Corr. (dB/m)
1259.000000	44.93	---	68.20	23.27	500.0	200.0	V	358.0	3.1
1394.625000	---	33.49	54.00	20.51	500.0	200.0	V	348.0	3.9
1707.875000	---	34.47	54.00	19.53	500.0	100.0	H	16.0	5.4
1941.500000	47.11	---	68.20	21.09	500.0	100.0	H	319.0	6.3
2658.125000	50.97	---	68.20	17.23	500.0	100.0	H	0.0	8.6
2769.250000	---	37.05	54.00	16.95	500.0	200.0	V	338.0	8.9
3490.250000	50.53	---	68.20	17.67	500.0	200.0	V	353.0	11.0
3990.750000	---	40.58	54.00	13.42	500.0	200.0	V	338.0	12.2
4255.875000	---	49.69	54.00	4.31	500.0	100.0	H	127.0	12.5
4437.875000	52.52	---	68.20	15.68	500.0	100.0	H	193.0	13.1
7603.625000	---	44.39	54.00	9.61	500.0	100.0	V	37.0	18.4
7991.250000	57.58	---	68.20	10.62	500.0	200.0	H	88.0	19.9

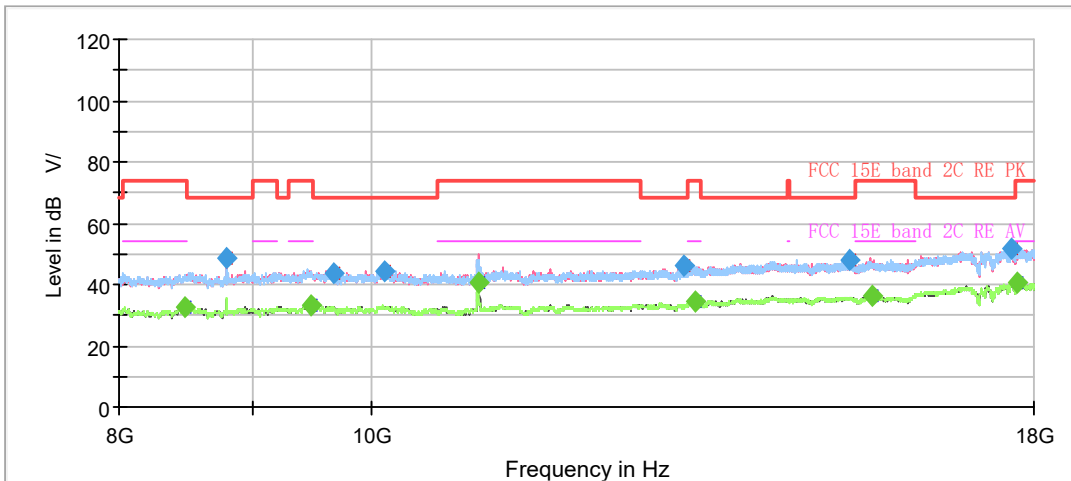
Remark: 1. Correction Factor = Antenna factor + Insertion loss (cable loss + amplifier gain)

2. Margin = Limit –MAX Peak/ Average

802.11a CH100



Note: The signal beyond the limit is carrier.
Radiates Emission from 1GHz to 8GHz



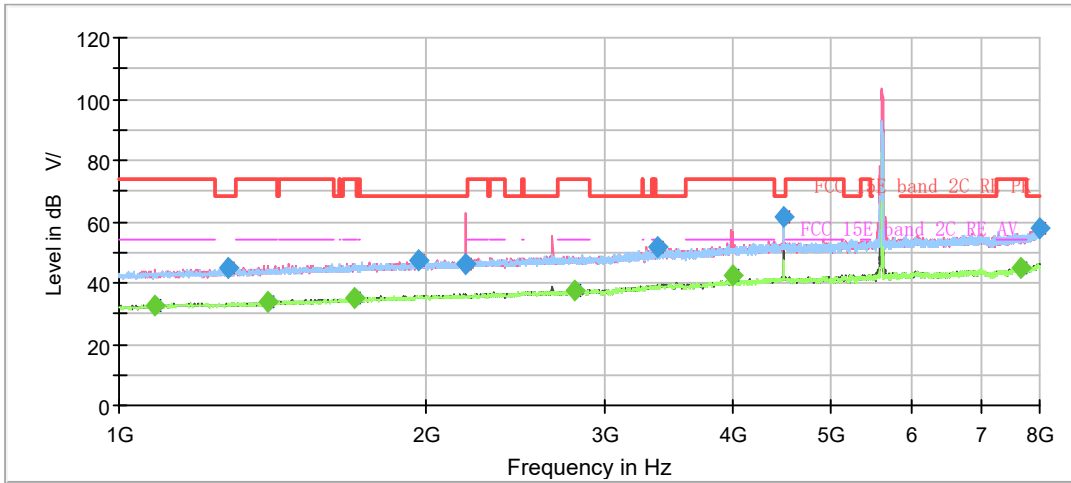
Radiates Emission from 8GHz to 18GHz

Frequency (MHz)	MaxPeak (dB μ V/m)	Average (dB μ V/m)	Limit (dB μ V/m)	Margin (dB)	Meas. Time (ms)	Height (cm)	Pol	Azimuth (deg)	Corr. (dB/m)
1284.375000	44.59	---	68.20	23.61	500.0	200.0	H	171.0	3.3
1404.250000	---	33.45	54.00	20.55	500.0	100.0	H	296.0	4.0
1700.875000	---	34.63	54.00	19.37	500.0	100.0	H	227.0	5.3
1903.000000	47.23	---	68.20	20.97	500.0	200.0	V	47.0	6.1
2666.875000	52.42	---	68.20	15.78	500.0	200.0	V	160.0	8.6
2821.750000	---	37.08	54.00	16.92	500.0	100.0	H	101.0	9.0
3541.000000	50.66	---	68.20	17.54	500.0	100.0	H	120.0	11.2
3982.875000	---	40.76	54.00	13.24	500.0	200.0	V	358.0	12.1
4399.375000	---	45.87	54.00	8.13	500.0	100.0	H	120.0	13.0
4402.125000	53.35	---	68.20	14.85	500.0	200.0	V	185.0	14.8
7686.750000	---	44.50	54.00	9.50	500.0	200.0	V	84.0	18.8
7993.000000	57.88	---	68.20	10.32	500.0	200.0	H	339.0	19.9

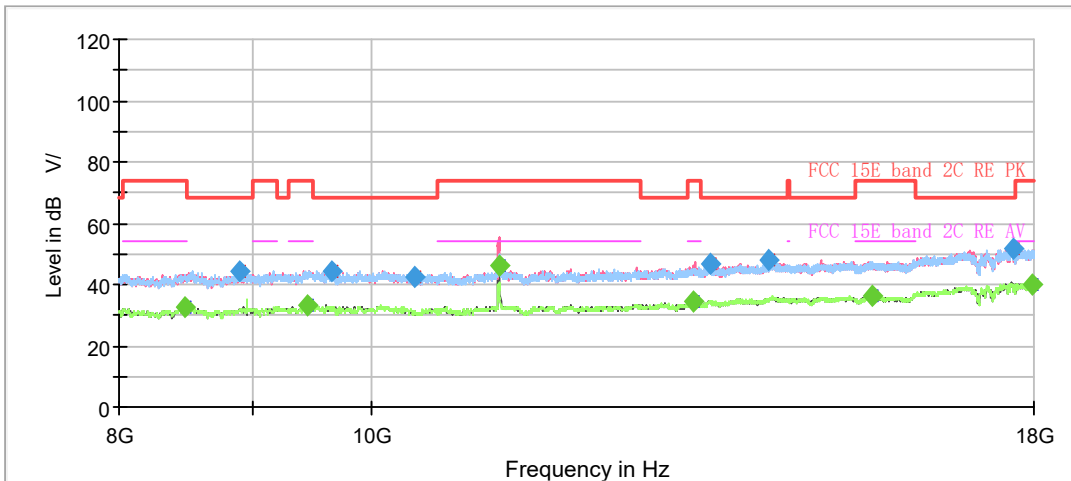
Remark: 1. Correction Factor = Antenna factor + Insertion loss (cable loss + amplifier gain)

2. Margin = Limit –MAX Peak/ Average

802.11a CH120



Note: The signal beyond the limit is carrier.
Radiates Emission from 1GHz to 8GHz



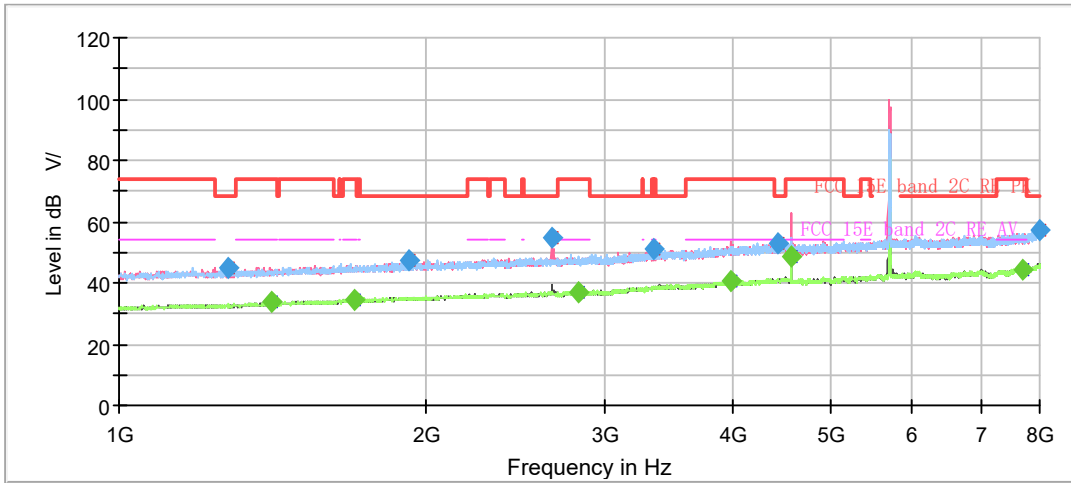
Radiates Emission from 8GHz to 18GHz

Frequency (MHz)	MaxPeak (dB μ V/m)	Average (dB μ V/m)	Limit (dB μ V/m)	Margin (dB)	Meas. Time (ms)	Height (cm)	Pol	Azimuth (deg)	Corr. (dB/m)
1084.000000	---	32.43	54.00	21.57	500.0	100.0	V	293.0	2.1
1278.250000	44.74	---	68.20	23.46	500.0	200.0	H	176.0	3.2
1399.875000	---	33.75	54.00	20.25	500.0	100.0	V	282.0	4.0
1702.625000	---	34.91	54.00	19.09	500.0	200.0	H	286.0	5.3
1966.000000	47.38	---	68.20	20.82	500.0	100.0	V	37.0	6.4
2187.375000	46.29	---	68.20	21.91	500.0	200.0	H	214.0	7.2
2797.250000	---	37.44	54.00	16.56	500.0	100.0	V	329.0	9.0
3373.875000	51.54	---	68.20	16.66	500.0	200.0	V	184.0	10.7
3996.875000	---	42.42	54.00	11.58	500.0	100.0	V	214.0	12.2
4479.875000	61.63	---	68.20	6.57	500.0	200.0	H	249.0	13.3
7670.125000	---	44.65	54.00	9.35	500.0	100.0	V	220.0	18.7
7994.750000	58.15	---	68.20	10.05	500.0	200.0	V	84.0	19.9

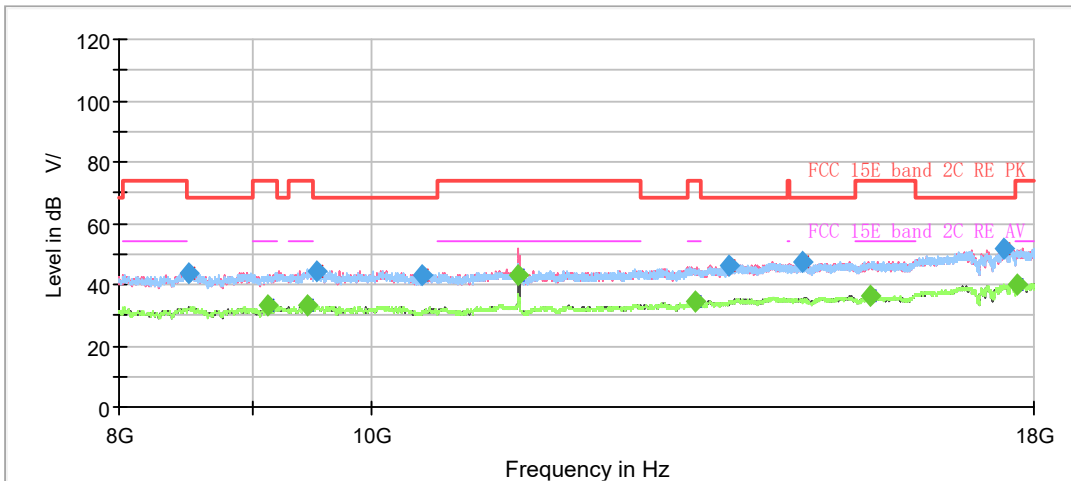
Remark: 1. Correction Factor = Antenna factor + Insertion loss (cable loss + amplifier gain)

2. Margin = Limit –MAX Peak/ Average

802.11a CH140



Note: The signal beyond the limit is carrier.
Radiates Emission from 1GHz to 8GHz



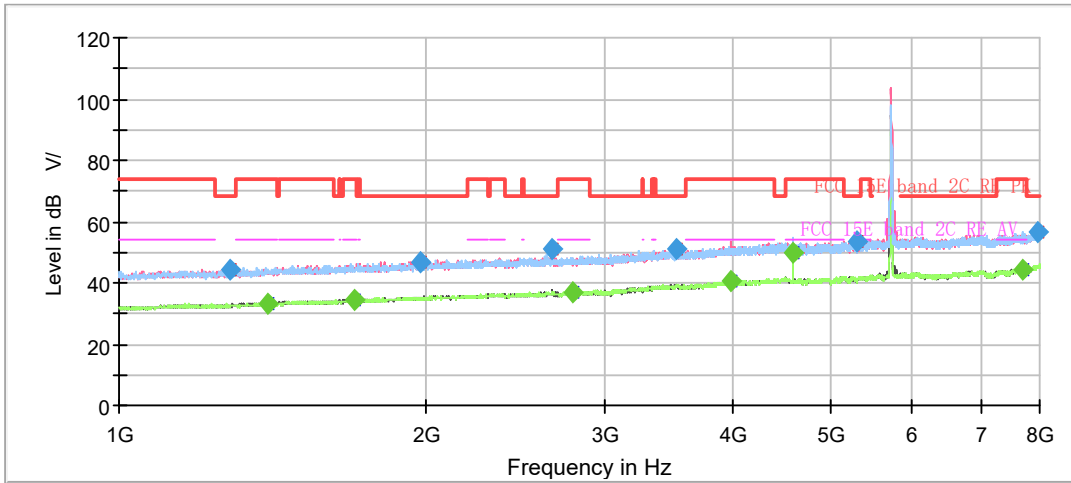
Radiates Emission from 8GHz to 18GHz

Frequency (MHz)	MaxPeak (dB μ V/m)	Average (dB μ V/m)	Limit (dB μ V/m)	Margin (dB)	Meas. Time (ms)	Height (cm)	Pol	Azimuth (deg)	Corr. (dB/m)
1281.750000	45.09	---	68.20	23.11	500.0	100.0	H	218.0	3.3
1413.875000	---	33.58	54.00	20.42	500.0	100.0	V	99.0	4.0
1699.125000	---	34.61	54.00	19.39	500.0	200.0	V	99.0	5.3
1923.125000	47.40	---	68.20	20.80	500.0	100.0	V	105.0	6.2
2659.875000	54.59	---	68.20	13.61	500.0	200.0	V	188.0	8.6
2826.125000	---	36.95	54.00	17.05	500.0	100.0	H	324.0	9.1
3341.500000	50.91	---	68.20	17.29	500.0	100.0	H	206.0	10.6
3989.000000	---	40.68	54.00	13.32	500.0	100.0	H	18.0	12.2
4438.750000	52.94	---	68.20	15.26	500.0	100.0	V	28.0	13.1
4560.375000	---	48.63	54.00	5.37	500.0	100.0	H	118.0	13.1
7712.125000	---	44.42	54.00	9.58	500.0	200.0	V	69.0	18.9
7994.750000	57.31	---	68.20	10.89	500.0	100.0	V	175.0	19.9

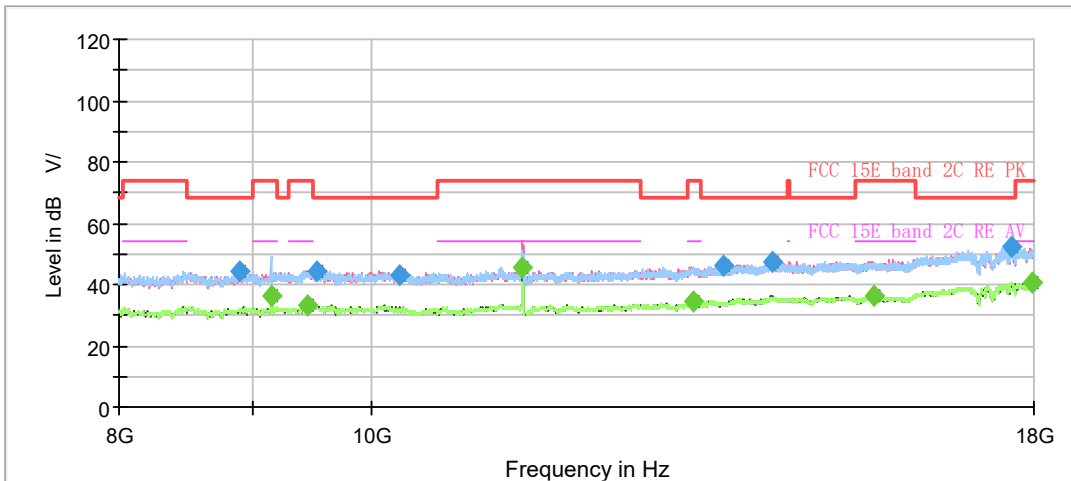
Remark: 1. Correction Factor = Antenna factor + Insertion loss (cable loss + amplifier gain)

2. Margin = Limit –MAX Peak/ Average

802.11a CH144



Note: The signal beyond the limit is carrier.
Radiates Emission from 1GHz to 8GHz



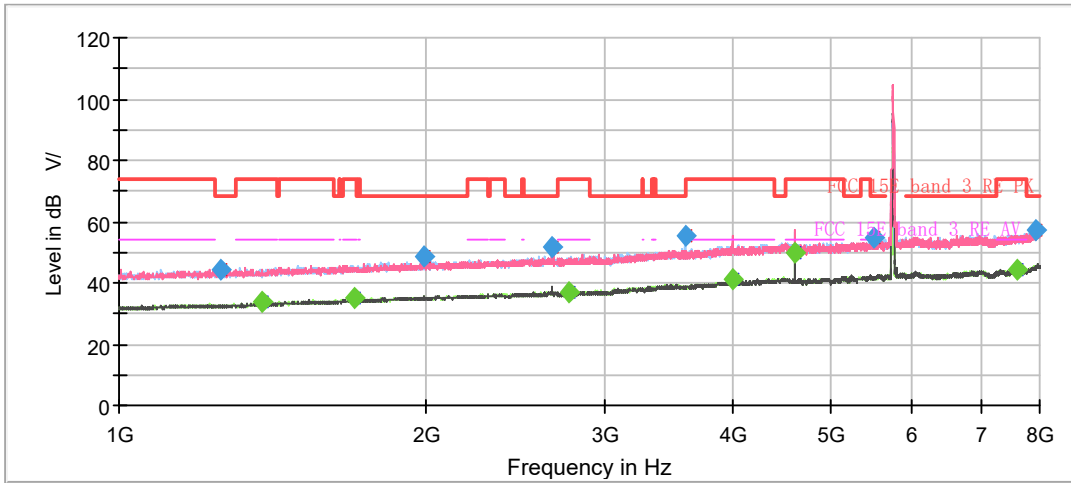
Radiates Emission from 8GHz to 18GHz

Frequency (MHz)	MaxPeak (dB μ V/m)	Average (dB μ V/m)	Limit (dB μ V/m)	Margin (dB)	Meas. Time (ms)	Height (cm)	Pol	Azimuth (deg)	Corr. (dB/m)
1282.625000	44.16	---	68.20	24.04	500.0	100.0	V	52.0	3.3
1396.375000	---	33.39	54.00	20.61	500.0	100.0	H	162.0	3.9
1699.125000	---	34.48	54.00	19.52	500.0	200.0	H	179.0	5.3
1975.625000	46.95	---	68.20	21.25	500.0	100.0	V	289.0	6.4
2662.500000	51.26	---	68.20	16.94	500.0	100.0	V	276.0	8.6
2782.375000	---	36.95	54.00	17.05	500.0	200.0	V	177.0	8.9
3513.875000	50.80	---	68.20	17.40	500.0	200.0	V	22.0	11.1
3989.875000	---	40.43	54.00	13.57	500.0	100.0	V	263.0	12.2
4576.125000	---	49.57	54.00	4.43	500.0	100.0	H	124.0	13.1
5299.750000	53.62	---	68.20	14.58	500.0	200.0	H	198.0	14.3
7693.750000	---	44.45	54.00	9.55	500.0	100.0	H	199.0	18.8
7955.375000	56.91	---	68.20	11.29	500.0	200.0	V	165.0	19.7

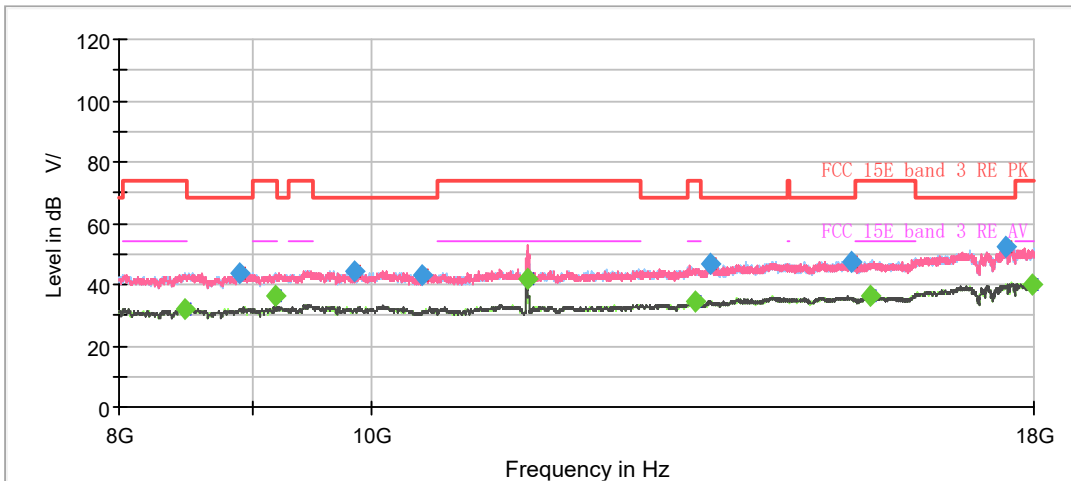
Remark: 1. Correction Factor = Antenna factor + Insertion loss (cable loss + amplifier gain)

2. Margin = Limit –MAX Peak/ Average

802.11a CH149



Note: The signal beyond the limit is carrier.
Radiates Emission from 1GHz to 8GHz



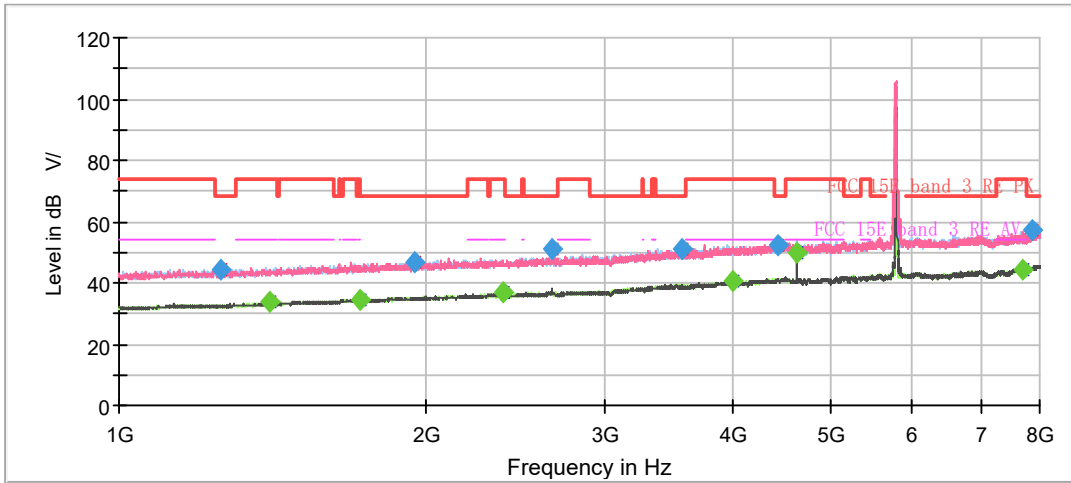
Radiates Emission from 8GHz to 18GHz

Frequency (MHz)	MaxPeak (dB μ V/m)	Average (dB μ V/m)	Limit (dB μ V/m)	Margin (dB)	Meas. Time (ms)	Height (cm)	Pol	Azimuth (deg)	Corr. (dB/m)
1260.750000	44.37	---	68.20	23.83	500.0	100.0	H	72.0	3.2
1381.500000	---	33.61	54.00	20.39	500.0	200.0	H	279.0	3.8
1702.625000	---	34.85	54.00	19.15	500.0	200.0	H	286.0	5.3
1990.500000	48.49	---	68.20	19.71	500.0	200.0	V	176.0	6.5
2664.250000	51.65	---	68.20	16.55	500.0	200.0	V	189.0	8.6
2767.500000	---	37.11	54.00	16.89	500.0	100.0	H	150.0	8.9
3589.125000	55.41	---	68.20	12.79	500.0	100.0	H	277.0	11.1
3993.375000	---	41.24	54.00	12.76	500.0	100.0	V	0.0	12.2
4596.250000	---	49.94	54.00	4.06	500.0	100.0	H	108.0	13.1
5495.750000	54.55	---	68.20	13.65	500.0	100.0	H	150.0	14.9
7595.750000	---	44.38	54.00	9.62	500.0	200.0	H	251.0	18.3
7946.625000	57.34	---	68.20	10.86	500.0	200.0	V	33.0	19.7

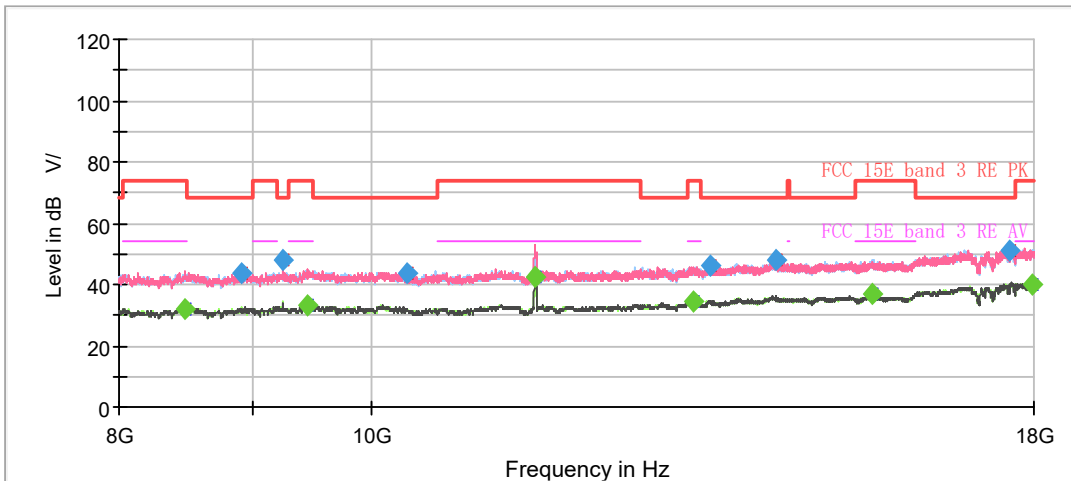
Remark: 1. Correction Factor = Antenna factor + Insertion loss (cable loss + amplifier gain)

2. Margin = Limit –MAX Peak/ Average

802.11a CH157



Note: The signal beyond the limit is carrier.
Radiates Emission from 1GHz to 8GHz



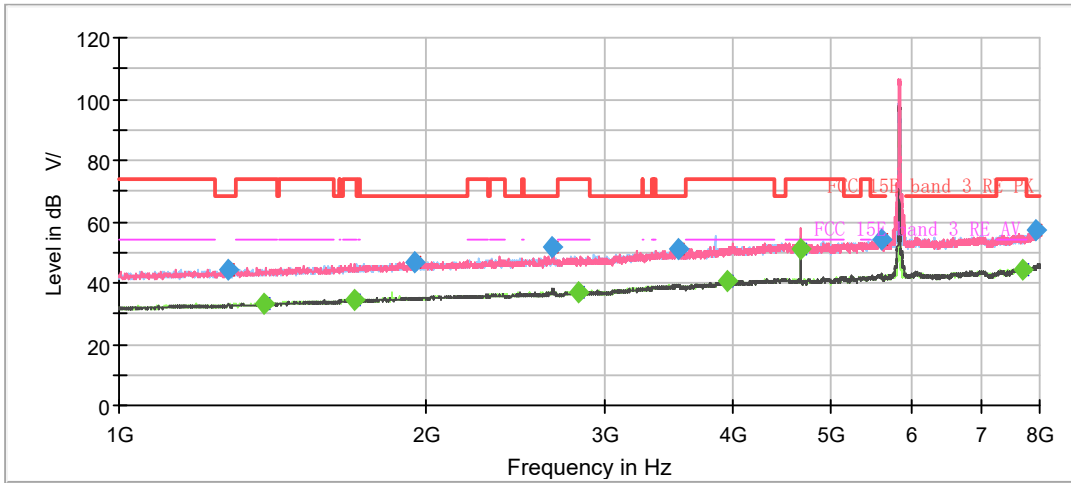
Radiates Emission from 8GHz to 18GHz

Frequency (MHz)	MaxPeak (dB μ V/m)	Average (dB μ V/m)	Limit (dB μ V/m)	Margin (dB)	Meas. Time (ms)	Height (cm)	Pol	Azimuth (deg)	Corr. (dB/m)
1259.000000	44.55	---	68.20	23.65	500.0	200.0	V	277.0	3.1
1405.125000	---	33.64	54.00	20.36	500.0	200.0	H	355.0	4.0
1721.875000	---	34.67	54.00	19.33	500.0	200.0	V	0.0	5.4
1952.875000	46.54	---	68.20	21.66	500.0	100.0	H	15.0	6.3
2380.750000	---	37.13	54.00	16.87	500.0	200.0	V	0.0	7.8
2658.125000	51.18	---	68.20	17.02	500.0	200.0	V	123.0	8.6
3569.875000	51.10	---	68.20	17.10	500.0	100.0	V	92.0	11.1
3991.625000	---	40.80	54.00	13.20	500.0	100.0	H	313.0	12.2
4435.250000	52.57	---	68.20	15.63	500.0	100.0	H	264.0	13.1
4627.750000	---	49.71	54.00	4.29	500.0	100.0	H	127.0	13.3
7696.375000	---	44.37	54.00	9.63	500.0	100.0	V	268.0	18.8
7855.625000	57.09	---	68.20	11.11	500.0	100.0	V	179.0	19.4

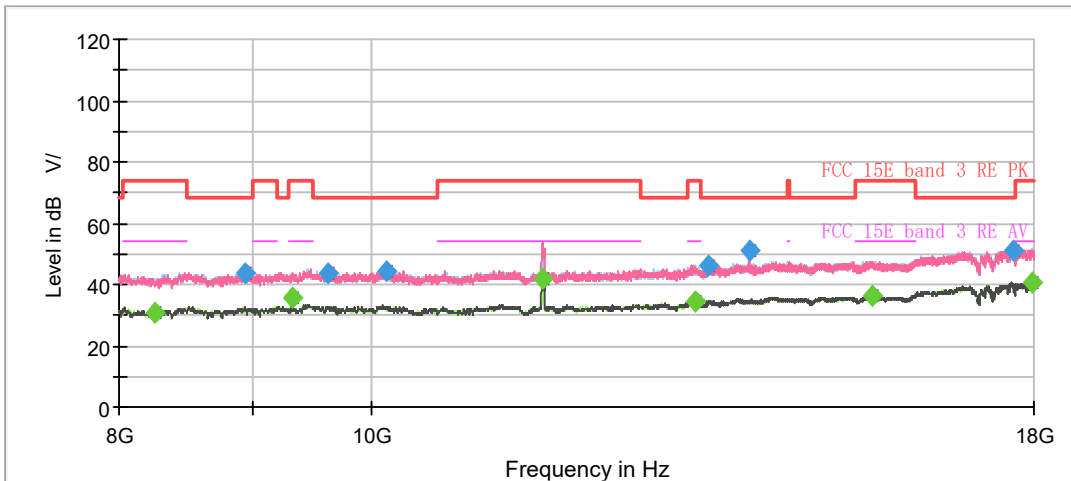
Remark: 1. Correction Factor = Antenna factor + Insertion loss (cable loss + amplifier gain)

2. Margin = Limit –MAX Peak/ Average

802.11a CH165



Note: The signal beyond the limit is carrier.
Radiates Emission from 1GHz to 8GHz



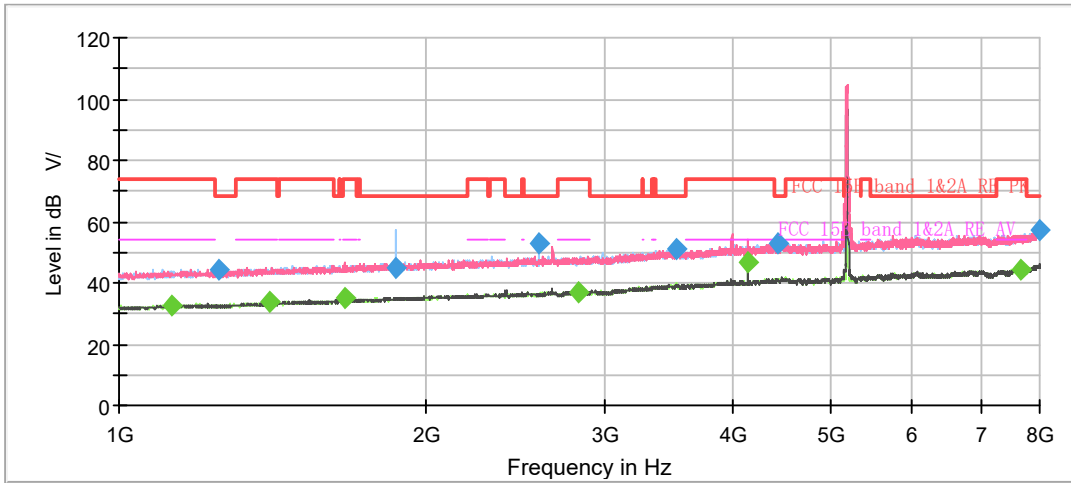
Radiates Emission from 8GHz to 18GHz

Frequency (MHz)	MaxPeak (dB μ V/m)	Average (dB μ V/m)	Limit (dB μ V/m)	Margin (dB)	Meas. Time (ms)	Height (cm)	Pol	Azimuth (deg)	Corr. (dB/m)
1280.875000	44.08	---	68.20	24.12	500.0	100.0	H	221.0	3.3
1387.625000	---	33.34	54.00	20.66	500.0	200.0	V	27.0	3.9
1699.125000	---	34.58	54.00	19.42	500.0	100.0	V	342.0	5.3
1952.875000	46.57	---	68.20	21.63	500.0	200.0	H	253.0	6.3
2657.250000	51.70	---	68.20	16.50	500.0	200.0	V	188.0	8.6
2819.125000	---	37.11	54.00	16.89	500.0	200.0	H	103.0	9.0
3538.375000	50.91	---	68.20	17.29	500.0	100.0	V	256.0	11.2
3948.750000	---	40.34	54.00	13.66	500.0	100.0	V	179.0	12.1
4660.125000	---	50.97	54.00	3.03	500.0	100.0	H	114.0	13.3
5592.000000	54.17	---	68.20	14.03	500.0	100.0	H	181.0	15.2
7711.250000	---	44.44	54.00	9.56	500.0	100.0	V	256.0	18.9
7944.875000	57.37	---	68.20	10.83	500.0	200.0	V	106.0	19.7

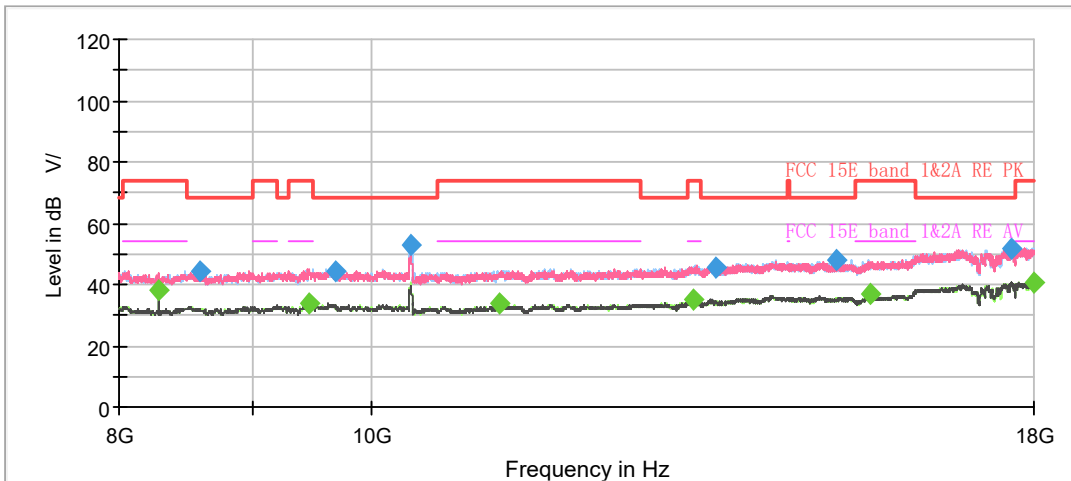
Remark: 1. Correction Factor = Antenna factor + Insertion loss (cable loss + amplifier gain)

2. Margin = Limit –MAX Peak/ Average

802.11n (HT20) CH36



Note: The signal beyond the limit is carrier.
Radiates Emission from 1GHz to 8GHz



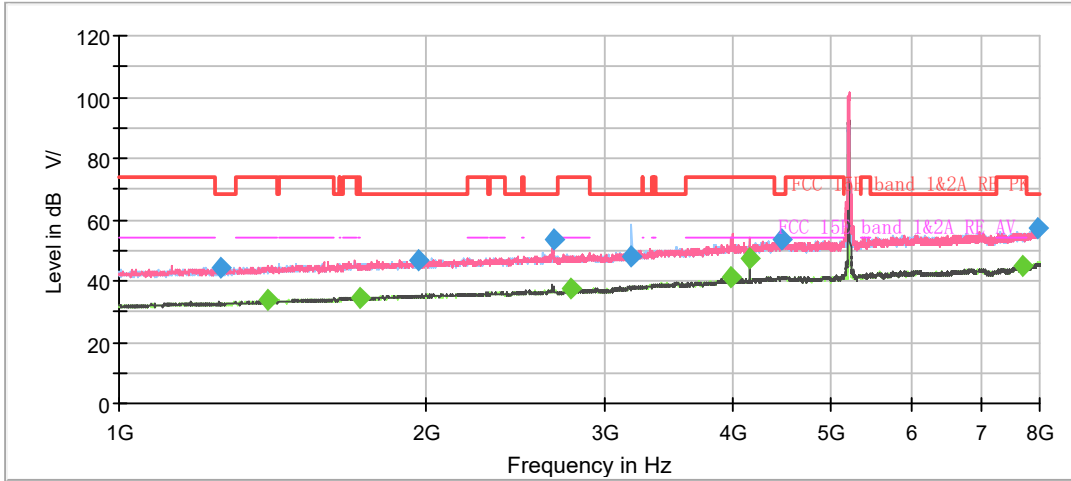
Radiates Emission from 8GHz to 18GHz

Frequency (MHz)	MaxPeak (dB μ V/m)	Average (dB μ V/m)	Limit (dB μ V/m)	Margin (dB)	Meas. Time (ms)	Height (cm)	Pol	Azimuth (deg)	Corr. (dB/m)
1125.125000	---	32.38	54.00	21.62	500.0	200.0	H	252.0	2.4
1253.750000	44.32	---	68.20	23.88	500.0	100.0	V	330.0	3.1
1402.500000	---	33.64	54.00	20.36	500.0	200.0	H	228.0	4.0
1662.375000	---	34.96	54.00	19.04	500.0	200.0	V	115.0	5.2
1867.125000	44.70	---	68.20	23.50	500.0	200.0	V	199.0	6.0
2585.500000	52.71	---	68.20	15.49	500.0	100.0	H	2.0	8.5
2826.125000	---	37.21	54.00	16.79	500.0	100.0	H	70.0	9.1
3519.125000	51.00	---	68.20	17.20	500.0	100.0	H	50.0	11.1
4143.875000	---	46.63	54.00	7.37	500.0	100.0	V	315.0	12.2
4437.000000	52.96	---	68.20	15.24	500.0	200.0	V	23.0	13.1
7681.500000	---	44.60	54.00	9.40	500.0	200.0	V	94.0	18.8
7993.875000	57.35	---	68.20	10.85	500.0	100.0	V	321.0	19.9

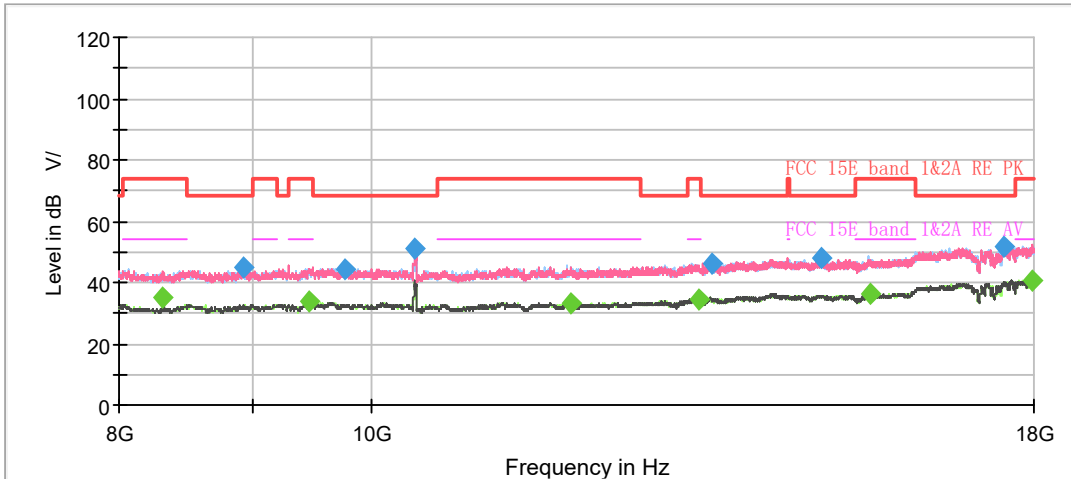
Remark: 1. Correction Factor = Antenna factor + Insertion loss (cable loss + amplifier gain)

2. Margin = Limit –MAX Peak/ Average

802.11n (HT20) CH40



Note: The signal beyond the limit is carrier.
Radiates Emission from 1GHz to 8GHz

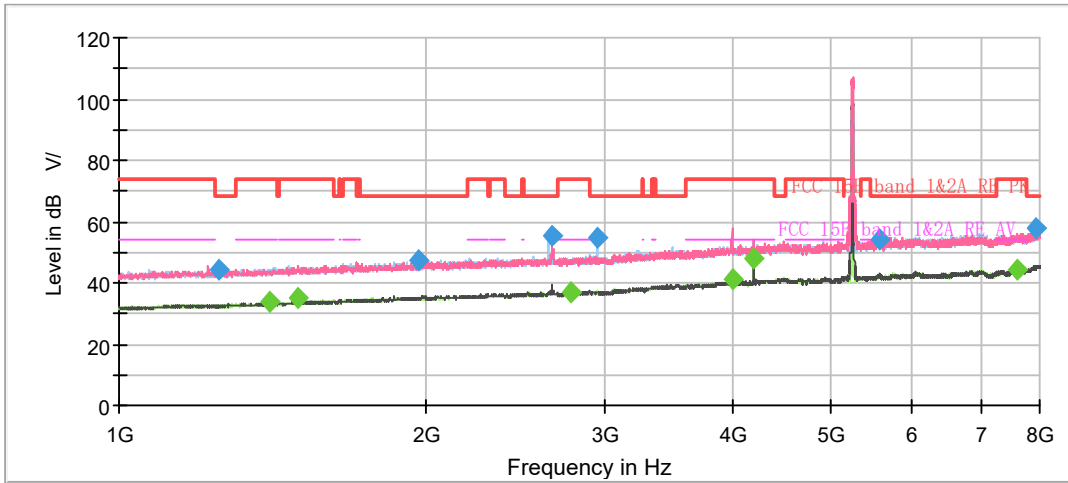


Radiates Emission from 8GHz to 18GHz

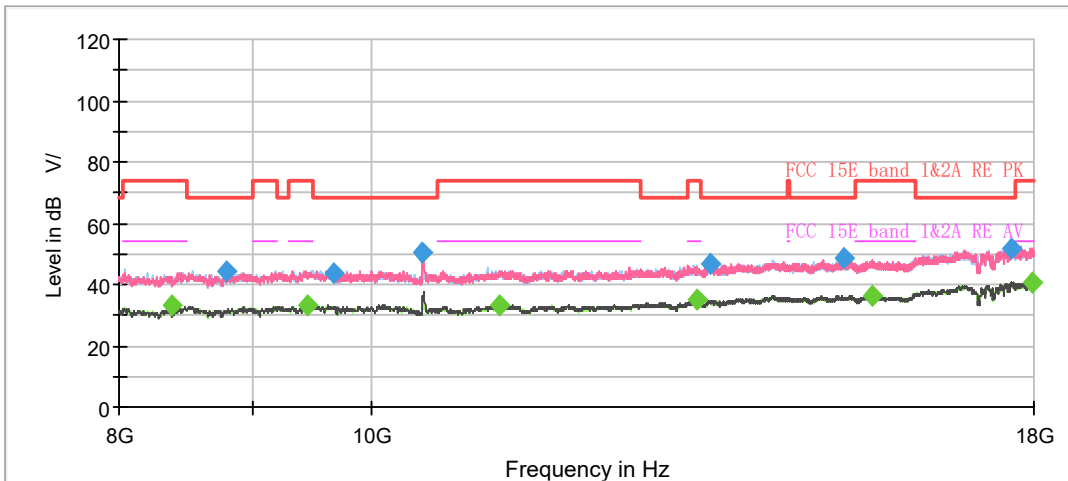
Frequency (MHz)	MaxPeak (dB μ V/m)	Average (dB μ V/m)	Limit (dB μ V/m)	Margin (dB)	Meas. Time (ms)	Height (cm)	Pol	Azimuth (deg)	Corr. (dB/m)
1260.750000	44.36	---	68.20	23.84	500.0	100.0	V	190.0	3.2
1400.750000	---	33.55	54.00	20.45	500.0	100.0	V	317.0	4.0
1720.125000	---	34.64	54.00	19.36	500.0	200.0	V	178.0	5.4
1963.375000	46.89	---	68.20	21.31	500.0	100.0	V	243.0	6.4
2666.000000	53.67	---	68.20	14.53	500.0	200.0	V	153.0	8.6
2773.625000	---	37.40	54.00	16.60	500.0	200.0	H	192.0	8.9
3184.875000	48.12	---	68.20	20.08	500.0	100.0	H	308.0	10.1
3990.750000	---	41.19	54.00	12.81	500.0	100.0	V	332.0	12.2
4159.625000	---	47.18	54.00	6.82	500.0	100.0	V	88.0	12.3
4464.125000	53.73	---	68.20	14.47	500.0	200.0	V	139.0	13.2
7699.000000	---	44.76	54.00	9.24	500.0	100.0	V	217.0	18.8
7969.375000	57.44	---	68.20	10.76	500.0	200.0	H	289.0	19.8

Remark: 1. Correction Factor = Antenna factor + Insertion loss (cable loss + amplifier gain)
2. Margin = Limit –MAX Peak/ Average

802.11n (HT20) CH48



Note: The signal beyond the limit is carrier.
Radiates Emission from 1GHz to 8GHz



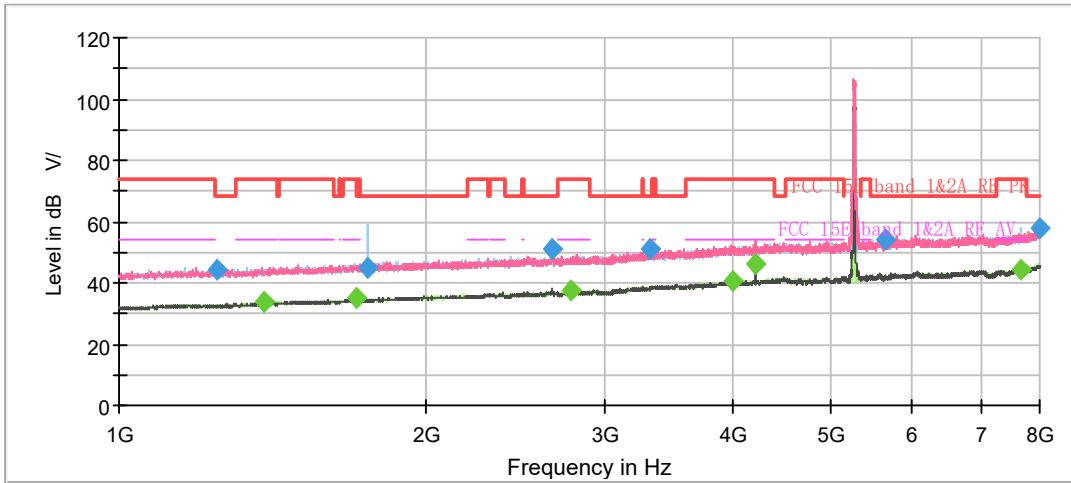
Radiates Emission from 8GHz to 18GHz

Frequency (MHz)	MaxPeak (dB μ V/m)	Average (dB μ V/m)	Limit (dB μ V/m)	Margin (dB)	Meas. Time (ms)	Height (cm)	Pol	Azimuth (deg)	Corr. (dB/m)
1253.750000	44.51	---	68.20	23.69	500.0	200.0	V	138.0	3.1
1404.250000	---	33.65	54.00	20.35	500.0	200.0	V	267.0	4.0
1499.625000	---	34.96	54.00	19.04	500.0	200.0	V	92.0	4.5
1966.000000	47.13	---	68.20	21.07	500.0	100.0	H	350.0	6.4
2655.500000	55.60	---	68.20	12.60	500.0	200.0	V	154.0	8.6
2780.625000	---	37.13	54.00	16.87	500.0	100.0	V	229.0	8.9
2950.375000	54.48	---	68.20	13.72	500.0	100.0	H	325.0	9.3
3991.625000	---	41.53	54.00	12.47	500.0	100.0	V	209.0	12.2
4192.000000	---	48.04	54.00	5.96	500.0	100.0	V	77.0	12.4
5575.375000	53.95	---	68.20	14.25	500.0	100.0	V	82.0	15.1
7603.625000	---	44.47	54.00	9.53	500.0	100.0	V	97.0	18.4
7938.750000	57.60	---	68.20	10.60	500.0	200.0	H	286.0	19.6

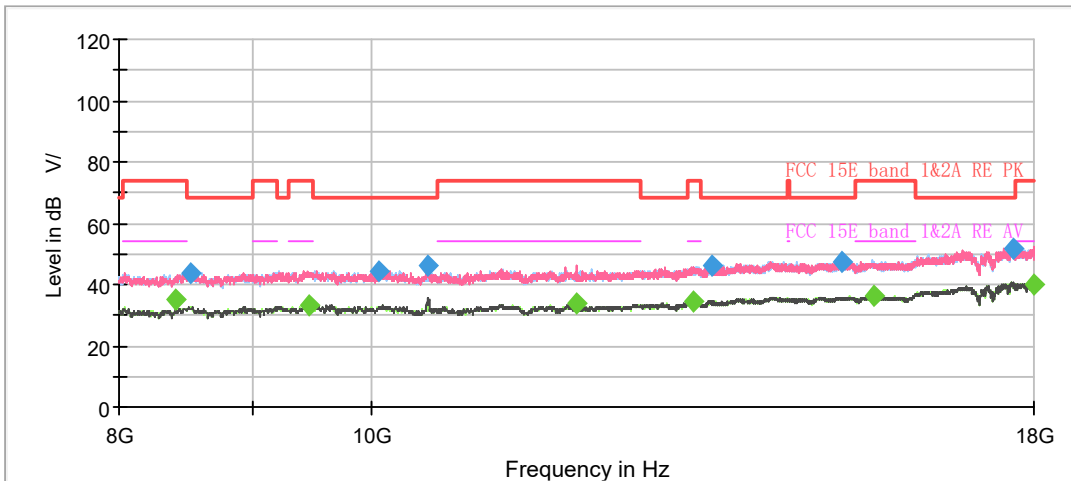
Remark: 1. Correction Factor = Antenna factor + Insertion loss (cable loss + amplifier gain)

2. Margin = Limit –MAX Peak/ Average

802.11n (HT20) CH52



Note: The signal beyond the limit is carrier.
Radiates Emission from 1GHz to 8GHz



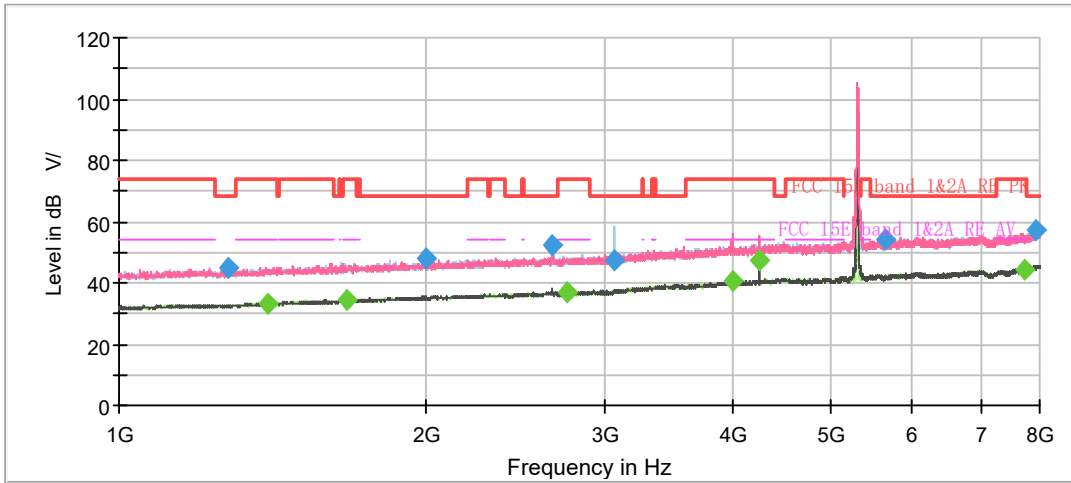
Radiates Emission from 8GHz to 18GHz

Frequency (MHz)	MaxPeak (dB μ V/m)	Average (dB μ V/m)	Limit (dB μ V/m)	Margin (dB)	Meas. Time (ms)	Height (cm)	Pol	Azimuth (deg)	Corr. (dB/m)
1246.750000	44.53	---	68.20	23.67	500.0	100.0	H	177.0	3.1
1388.500000	---	33.62	54.00	20.39	500.0	100.0	V	122.0	3.9
1707.875000	---	34.81	54.00	19.19	500.0	100.0	V	324.0	5.4
1752.500000	45.00	---	68.20	23.20	500.0	100.0	V	234.0	5.6
2659.875000	51.09	---	68.20	17.11	500.0	200.0	V	164.0	8.6
2778.000000	---	37.53	54.00	16.47	500.0	100.0	V	239.0	8.9
3320.500000	50.94	---	68.20	17.26	500.0	100.0	H	196.0	10.5
3996.000000	---	40.55	54.00	13.45	500.0	200.0	V	296.0	12.2
4207.750000	---	46.34	54.00	7.66	500.0	100.0	V	71.0	12.4
5649.750000	54.10	---	68.20	14.10	500.0	100.0	V	137.0	14.9
7683.250000	---	44.53	54.00	9.47	500.0	200.0	H	0.0	18.8
7998.250000	57.88	---	68.20	10.32	500.0	100.0	V	107.0	19.9

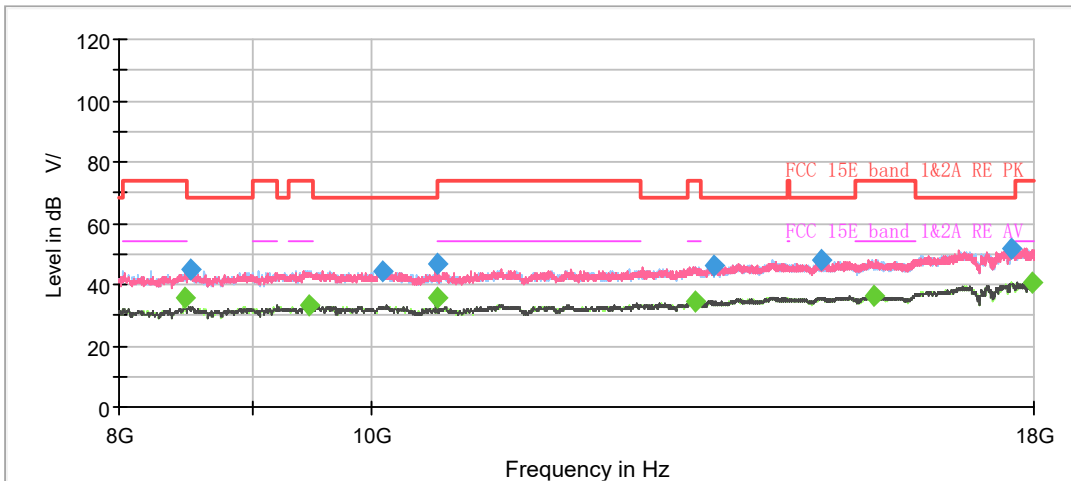
Remark: 1. Correction Factor = Antenna factor + Insertion loss (cable loss + amplifier gain)

2. Margin = Limit –MAX Peak/ Average

802.11n (HT20) CH60



Note: The signal beyond the limit is carrier.
Radiates Emission from 1GHz to 8GHz



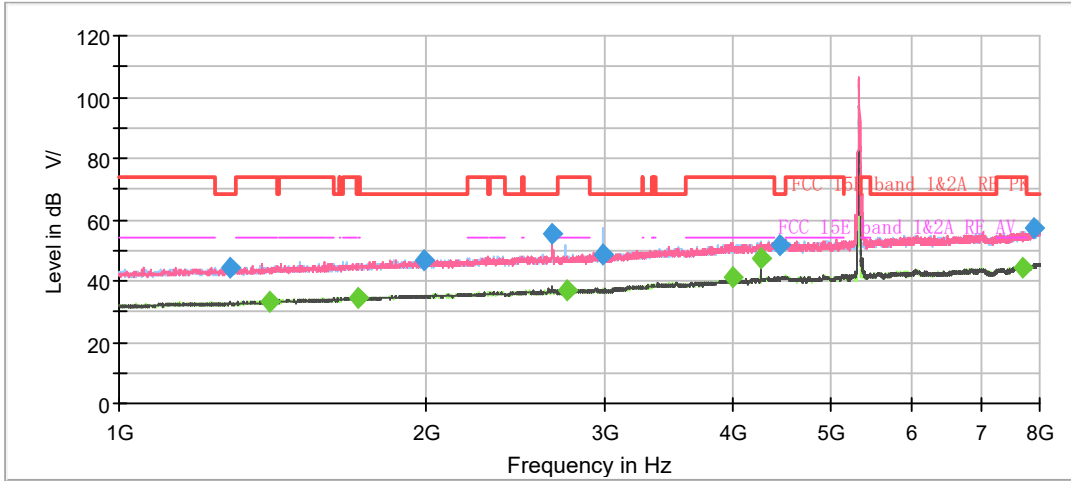
Radiates Emission from 8GHz to 18GHz

Frequency (MHz)	MaxPeak (dB μ V/m)	Average (dB μ V/m)	Limit (dB μ V/m)	Margin (dB)	Meas. Time (ms)	Height (cm)	Pol	Azimuth (deg)	Corr. (dB/m)
1281.750000	44.72	---	68.20	23.48	500.0	100.0	H	166.0	3.3
1396.375000	---	33.34	54.00	20.66	500.0	100.0	H	160.0	3.9
1674.625000	---	34.58	54.00	19.42	500.0	200.0	V	125.0	5.2
1996.625000	47.69	---	68.20	20.51	500.0	200.0	V	125.0	6.5
2664.250000	52.13	---	68.20	16.07	500.0	200.0	V	99.0	8.6
2755.250000	---	37.23	54.00	16.77	500.0	200.0	V	58.0	8.8
3065.875000	47.52	---	68.20	20.68	500.0	200.0	H	125.0	9.6
3998.625000	---	40.92	54.00	13.08	500.0	100.0	V	254.0	12.2
4240.125000	---	47.29	54.00	6.71	500.0	100.0	H	85.0	12.4
5633.125000	54.24	---	68.20	13.96	500.0	200.0	V	0.0	15.0
7722.625000	---	44.53	54.00	9.47	500.0	200.0	H	274.0	18.9
7937.875000	57.11	---	68.20	11.09	500.0	200.0	H	0.0	19.6

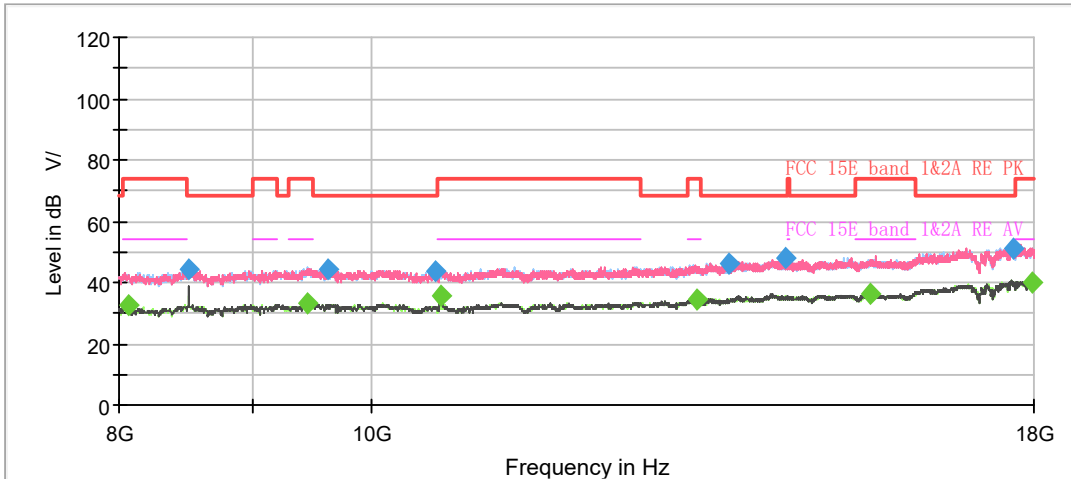
Remark: 1. Correction Factor = Antenna factor + Insertion loss (cable loss + amplifier gain)

2. Margin = Limit –MAX Peak/ Average

802.11n (HT20) CH64



Note: The signal beyond the limit is carrier.
Radiates Emission from 1GHz to 8GHz



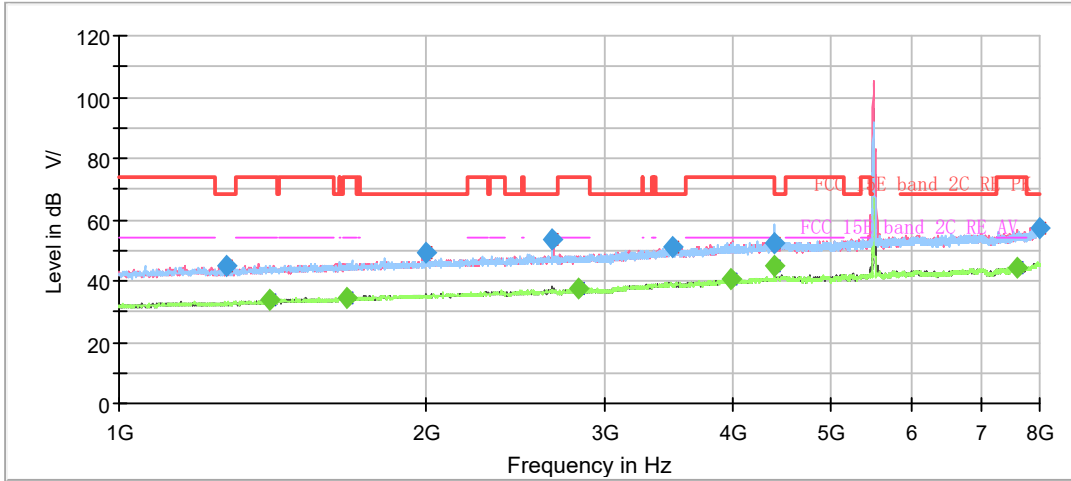
Radiates Emission from 8GHz to 18GHz

Frequency (MHz)	MaxPeak (dB μ V/m)	Average (dB μ V/m)	Limit (dB μ V/m)	Margin (dB)	Meas. Time (ms)	Height (cm)	Pol	Azimuth (deg)	Corr. (dB/m)
1286.125000	44.22	---	68.20	23.98	500.0	200.0	V	244.0	3.3
1405.125000	---	33.41	54.00	20.59	500.0	200.0	H	115.0	4.0
1719.250000	---	34.74	54.00	19.26	500.0	200.0	H	272.0	5.4
1995.750000	46.84	---	68.20	21.36	500.0	200.0	H	227.0	6.5
2661.625000	55.11	---	68.20	13.09	500.0	100.0	V	139.0	8.6
2746.500000	---	37.16	54.00	16.84	500.0	200.0	V	167.0	8.8
2984.500000	48.54	---	68.20	19.66	500.0	200.0	H	359.0	9.5
3991.625000	---	41.43	54.00	12.57	500.0	100.0	V	251.0	12.2
4255.875000	---	47.60	54.00	6.40	500.0	100.0	H	84.0	12.5
4443.125000	51.68	---	68.20	16.52	500.0	100.0	H	318.0	13.1
7694.625000	---	44.32	54.00	9.68	500.0	200.0	H	325.0	18.8
7892.375000	57.04	---	68.20	11.16	500.0	200.0	H	39.0	19.5

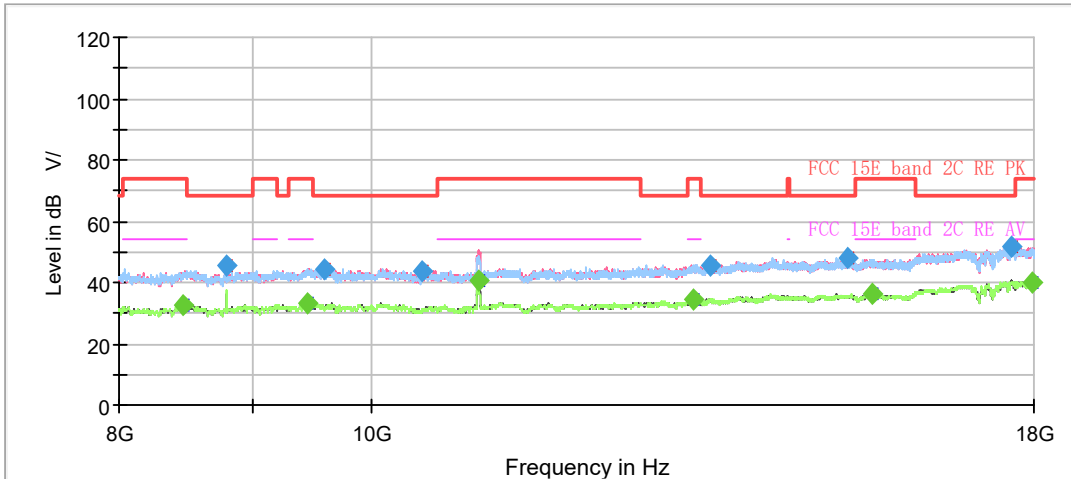
Remark: 1. Correction Factor = Antenna factor + Insertion loss (cable loss + amplifier gain)

2. Margin = Limit –MAX Peak/ Average

802.11n (HT20) CH100



Note: The signal beyond the limit is carrier.
Radiates Emission from 1GHz to 8GHz



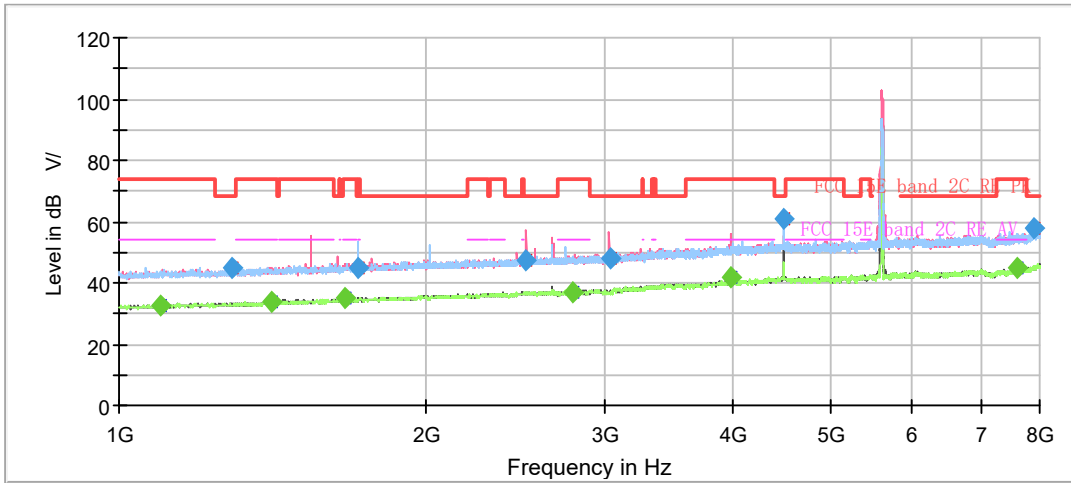
Radiates Emission from 8GHz to 18GHz

Frequency (MHz)	MaxPeak (dB μ V/m)	Average (dB μ V/m)	Limit (dB μ V/m)	Margin (dB)	Meas. Time (ms)	Height (cm)	Pol	Azimuth (deg)	Corr. (dB/m)
1275.625000	44.86	---	68.20	23.34	500.0	200.0	V	151.0	3.2
1406.875000	---	33.59	54.00	20.41	500.0	100.0	V	134.0	4.0
1674.625000	---	34.57	54.00	19.43	500.0	100.0	V	299.0	5.2
1999.250000	48.99	---	68.20	19.21	500.0	100.0	V	128.0	6.5
2659.000000	53.58	---	68.20	14.62	500.0	100.0	V	141.0	8.6
2816.500000	---	37.27	54.00	16.73	500.0	100.0	V	245.0	9.0
3492.000000	51.02	---	68.20	17.18	500.0	200.0	H	357.0	11.1
3989.000000	---	40.87	54.00	13.13	500.0	100.0	V	208.0	12.2
4399.375000	---	44.63	54.00	9.37	500.0	100.0	H	87.0	13.0
4401.125000	52.23	---	68.20	15.97	500.0	100.0	H	100.0	13.0
7611.500000	---	44.41	54.00	9.59	500.0	100.0	V	0.0	18.4
7991.250000	57.11	---	68.20	11.09	500.0	200.0	H	272.0	19.9

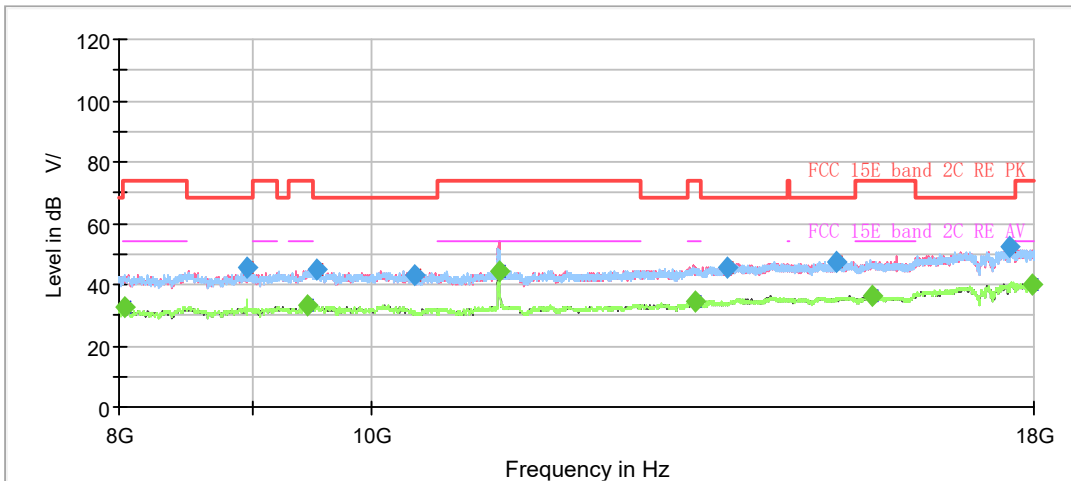
Remark: 1. Correction Factor = Antenna factor + Insertion loss (cable loss + amplifier gain)

2. Margin = Limit –MAX Peak/ Average

802.11n (HT20) CH120



Note: The signal beyond the limit is carrier.
Radiates Emission from 1GHz to 8GHz



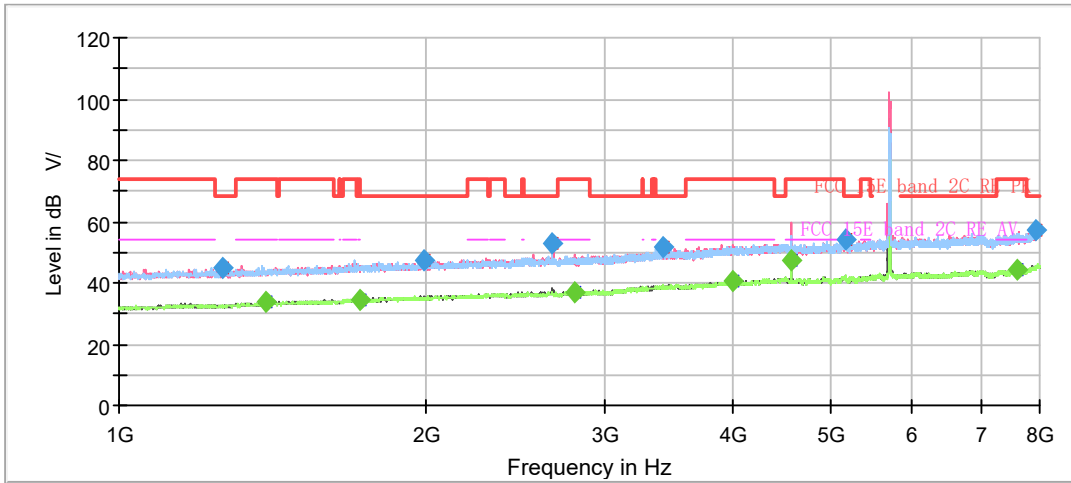
Radiates Emission from 8GHz to 18GHz

Frequency (MHz)	MaxPeak (dB μ V/m)	Average (dB μ V/m)	Limit (dB μ V/m)	Margin (dB)	Meas. Time (ms)	Height (cm)	Pol	Azimuth (deg)	Corr. (dB/m)
1099.750000	---	32.46	54.00	21.54	500.0	200.0	V	19.0	2.2
1293.125000	44.69	---	68.20	23.51	500.0	200.0	H	345.0	3.3
1410.375000	---	33.79	54.00	20.21	500.0	100.0	H	213.0	4.0
1665.000000	---	35.22	54.00	18.78	500.0	100.0	V	16.0	5.2
1716.625000	45.21	---	68.20	22.99	500.0	200.0	V	326.0	5.4
2509.375000	47.39	---	68.20	20.81	500.0	200.0	H	84.0	8.2
2786.750000	---	36.80	54.00	17.20	500.0	200.0	V	111.0	8.9
3028.250000	47.74	---	68.20	20.46	500.0	100.0	H	292.0	9.5
3986.375000	---	41.78	54.00	12.22	500.0	100.0	V	206.0	12.2
4479.875000	60.79	---	68.20	7.41	500.0	100.0	H	40.0	13.3
7598.375000	---	44.66	54.00	9.34	500.0	200.0	V	308.0	18.4
7898.500000	57.69	---	68.20	10.51	500.0	200.0	V	73.0	19.5

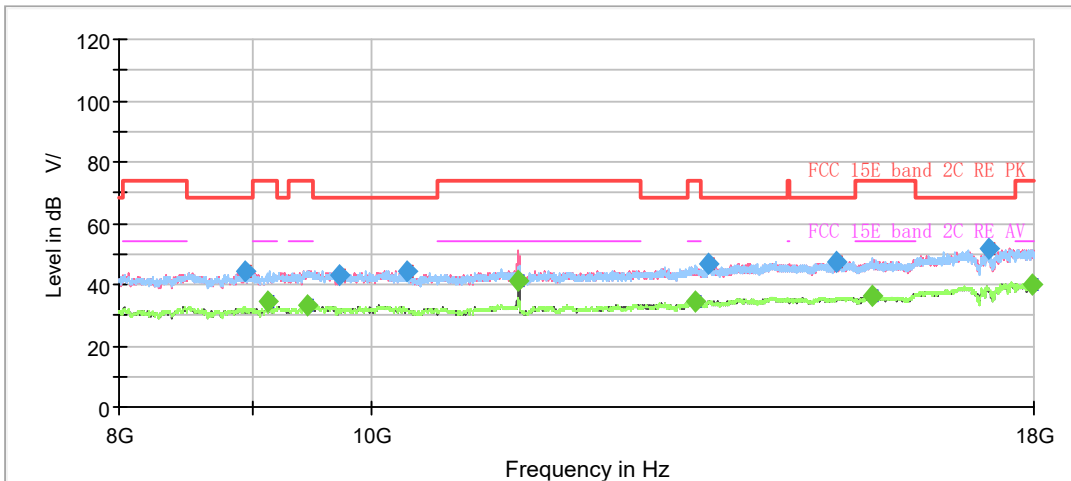
Remark: 1. Correction Factor = Antenna factor + Insertion loss (cable loss + amplifier gain)

2. Margin = Limit –MAX Peak/ Average

802.11n (HT20) CH140



Note: The signal beyond the limit is carrier.
Radiates Emission from 1GHz to 8GHz



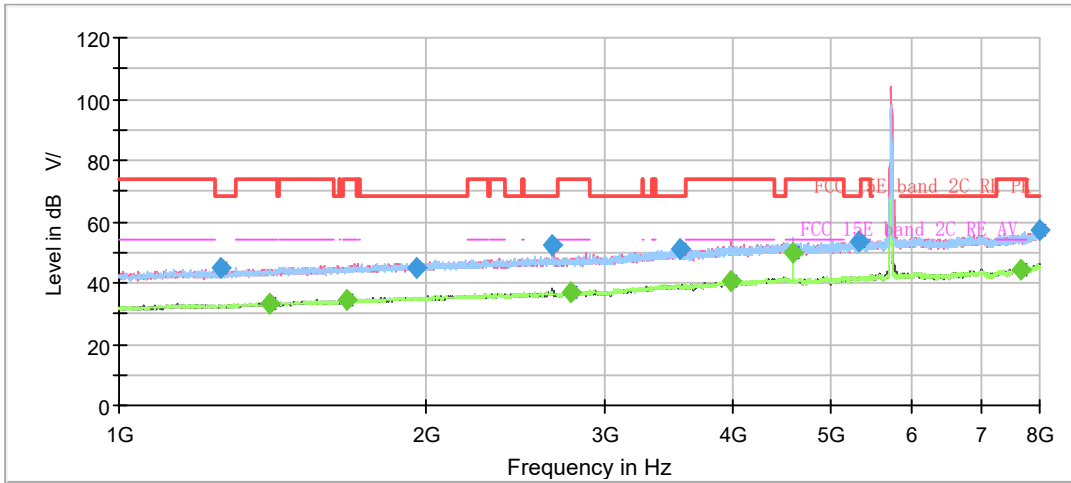
Radiates Emission from 8GHz to 18GHz

Frequency (MHz)	MaxPeak (dB μ V/m)	Average (dB μ V/m)	Limit (dB μ V/m)	Margin (dB)	Meas. Time (ms)	Height (cm)	Pol	Azimuth (deg)	Corr. (dB/m)
1265.125000	44.84	---	68.20	23.36	500.0	200.0	V	148.0	3.2
1393.750000	---	33.79	54.00	20.21	500.0	200.0	V	2.0	3.9
1721.000000	---	34.61	54.00	19.39	500.0	200.0	H	132.0	5.4
1994.000000	47.24	---	68.20	20.96	500.0	200.0	H	210.0	6.5
2658.125000	53.13	---	68.20	15.07	500.0	200.0	V	91.0	8.6
2793.750000	---	37.17	54.00	16.83	500.0	100.0	H	79.0	9.0
3421.125000	51.45	---	68.20	16.75	500.0	100.0	V	320.0	10.8
3994.250000	---	40.50	54.00	13.50	500.0	100.0	V	83.0	12.2
4560.375000	---	47.14	54.00	6.86	500.0	100.0	H	102.0	13.1
5155.375000	53.95	---	68.20	14.25	500.0	100.0	V	320.0	13.9
7595.750000	---	44.46	54.00	9.54	500.0	100.0	V	54.0	18.3
7931.750000	57.47	---	68.20	10.73	500.0	200.0	V	49.0	19.6

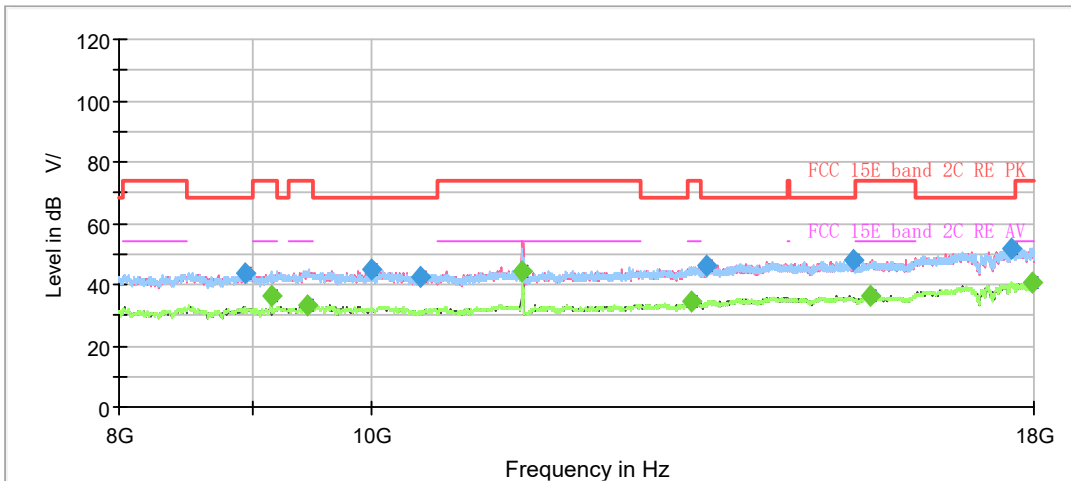
Remark: 1. Correction Factor = Antenna factor + Insertion loss (cable loss + amplifier gain)

2. Margin = Limit –MAX Peak/ Average

802.11n (HT20) CH144



Note: The signal beyond the limit is carrier.
Radiates Emission from 1GHz to 8GHz



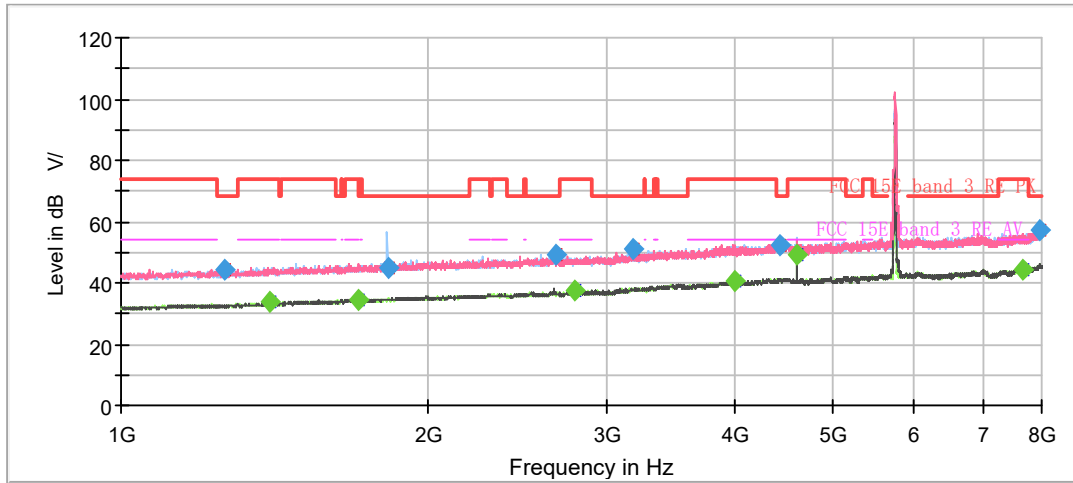
Radiates Emission from 8GHz to 18GHz

Frequency (MHz)	MaxPeak (dB μ V/m)	Average (dB μ V/m)	Limit (dB μ V/m)	Margin (dB)	Meas. Time (ms)	Height (cm)	Pol	Azimuth (deg)	Corr. (dB/m)
1255.500000	44.96	---	68.20	23.24	500.0	200.0	H	210.0	3.1
1407.750000	---	33.45	54.00	20.55	500.0	200.0	H	157.0	4.0
1955.000000	45.03	---	68.20	23.17	500.0	200.0	H	0.0	4.2
1674.625000	---	34.64	54.00	19.36	500.0	100.0	H	289.0	5.2
2657.250000	52.12	---	68.20	16.08	500.0	100.0	V	278.0	8.6
2774.500000	---	37.08	54.00	16.92	500.0	200.0	V	30.0	8.9
3553.250000	51.09	---	68.20	17.11	500.0	200.0	H	0.0	11.1
3986.375000	---	40.77	54.00	13.23	500.0	100.0	V	129.0	12.2
4576.125000	---	49.74	54.00	4.26	500.0	100.0	H	119.0	13.1
5327.750000	53.24	---	68.20	14.96	500.0	100.0	V	129.0	14.4
7664.875000	---	44.60	54.00	9.40	500.0	200.0	H	15.0	18.7
7997.375000	57.14	---	68.20	11.06	500.0	100.0	H	33.0	19.9

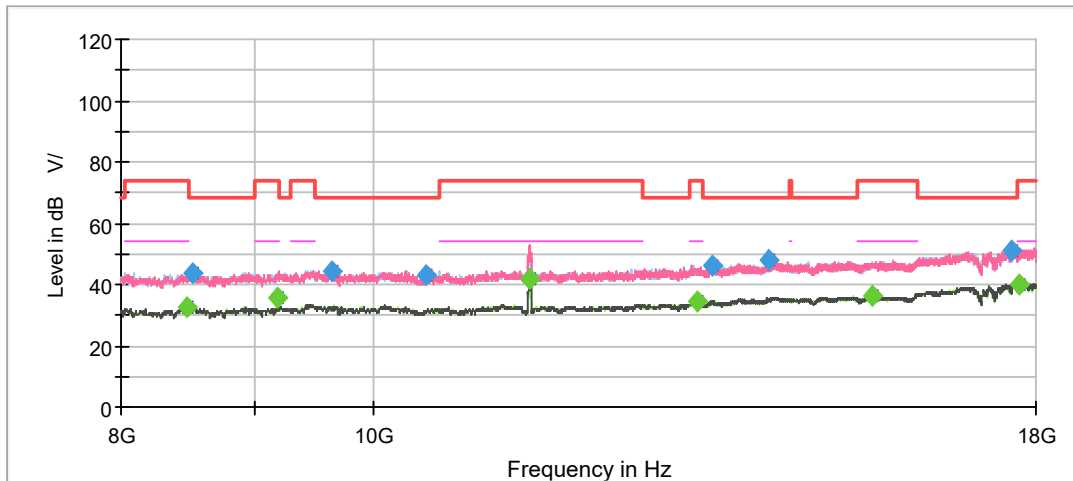
Remark: 1. Correction Factor = Antenna factor + Insertion loss (cable loss + amplifier gain)

2. Margin = Limit –MAX Peak/ Average

802.11n (HT20) CH149



Note: The signal beyond the limit is carrier.
Radiates Emission from 1GHz to 8GHz



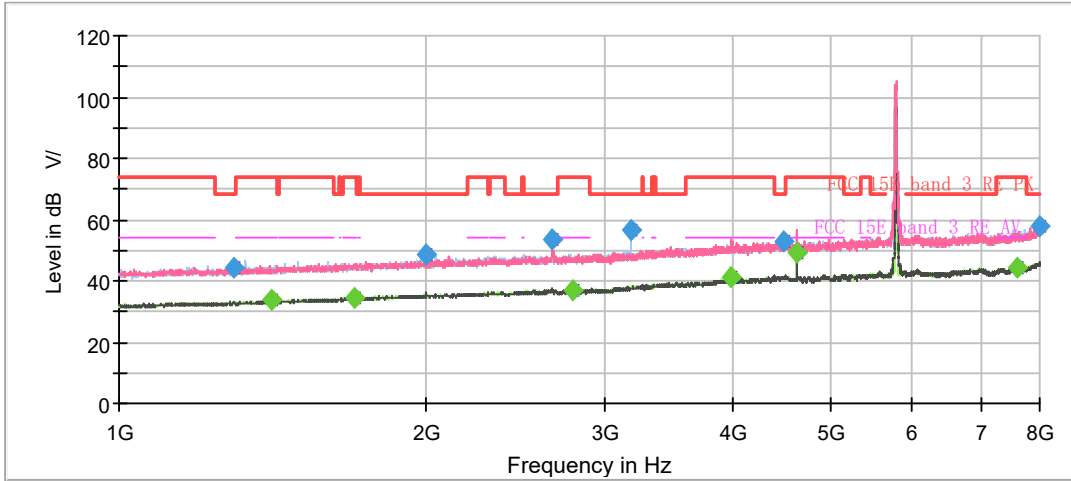
Radiates Emission from 8GHz to 18GHz

Frequency (MHz)	MaxPeak (dB μ V/m)	Average (dB μ V/m)	Limit (dB μ V/m)	Margin (dB)	Meas. Time (ms)	Height (cm)	Pol	Azimuth (deg)	Corr. (dB/m)
1264.250000	44.55	---	68.20	23.65	500.0	100.0	V	82.0	3.2
1399.000000	---	33.62	54.00	20.38	500.0	100.0	H	259.0	4.0
1707.000000	---	34.70	54.00	19.30	500.0	100.0	V	15.0	5.4
1826.000000	44.71	---	68.20	23.49	500.0	200.0	H	45.0	5.9
2666.000000	49.33	---	68.20	18.87	500.0	100.0	V	225.0	8.6
2787.625000	---	37.29	54.00	16.71	500.0	100.0	H	308.0	8.9
3177.875000	51.31	---	68.20	16.89	500.0	200.0	H	216.0	10.0
3995.125000	---	40.80	54.00	13.20	500.0	100.0	V	4.0	12.2
4430.000000	52.26	---	68.20	15.94	500.0	200.0	V	47.0	13.1
4596.250000	---	49.27	54.00	4.73	500.0	200.0	H	129.0	13.1
7676.250000	---	44.56	54.00	9.44	500.0	100.0	V	0.0	18.7
7968.500000	56.99	---	68.20	11.21	500.0	100.0	H	217.0	19.8

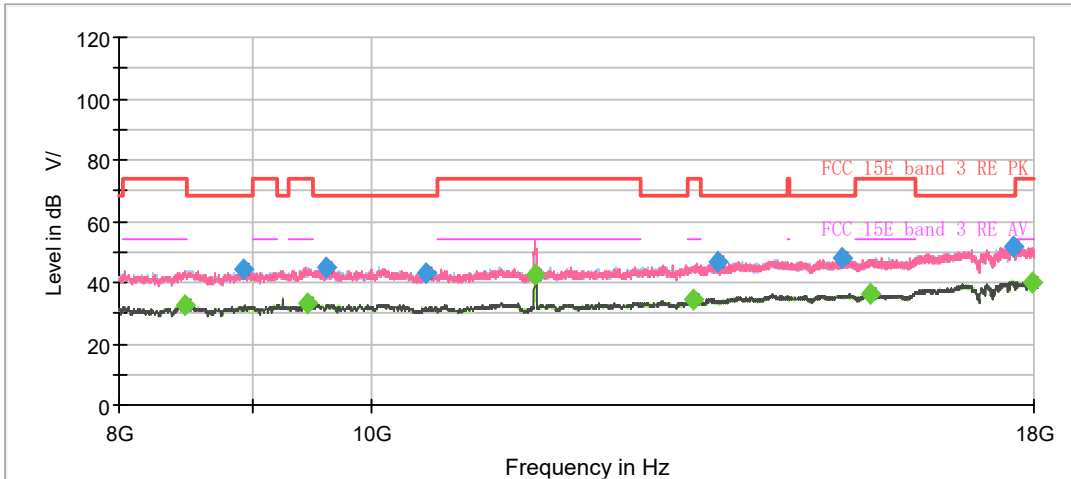
Remark: 1. Correction Factor = Antenna factor + Insertion loss (cable loss + amplifier gain)

2. Margin = Limit –MAX Peak/ Average

802.11n (HT20) CH157



Note: The signal beyond the limit is carrier.
Radiates Emission from 1GHz to 8GHz



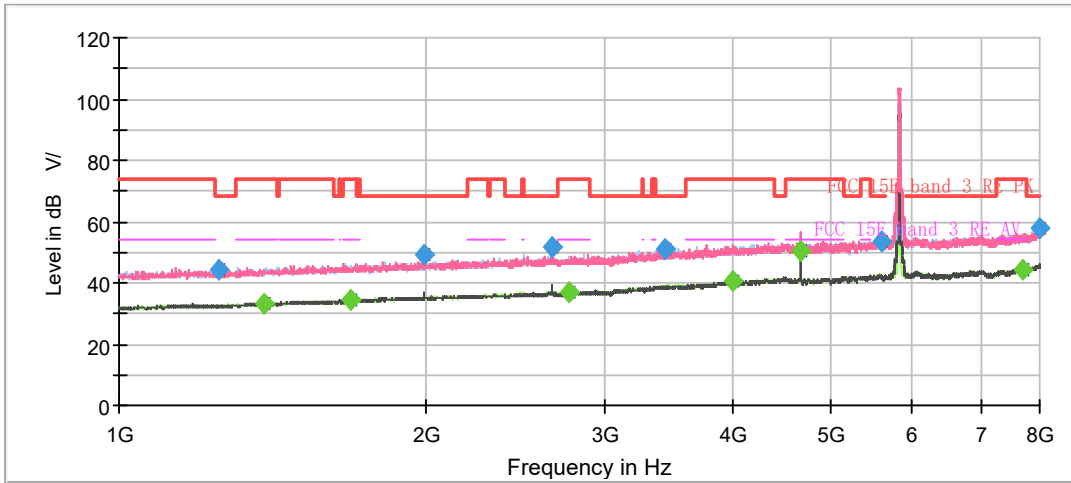
Radiates Emission from 8GHz to 18GHz

Frequency (MHz)	MaxPeak (dB μ V/m)	Average (dB μ V/m)	Limit (dB μ V/m)	Margin (dB)	Meas. Time (ms)	Height (cm)	Pol	Azimuth (deg)	Corr. (dB/m)
1296.625000	44.52	---	68.20	23.68	500.0	200.0	H	353.0	3.4
1409.500000	---	33.55	54.00	20.45	500.0	200.0	V	7.0	4.0
1704.375000	---	34.64	54.00	19.36	500.0	200.0	V	219.0	5.3
1997.500000	48.43	---	68.20	19.77	500.0	100.0	V	166.0	6.5
2655.500000	53.53	---	68.20	14.67	500.0	100.0	V	268.0	8.6
2788.500000	---	37.06	54.00	16.94	500.0	200.0	H	334.0	8.9
3182.250000	56.69	---	68.20	11.51	500.0	100.0	H	29.0	10.0
3982.875000	---	41.00	54.00	13.00	500.0	100.0	V	0.0	12.1
4480.750000	52.69	---	68.20	15.51	500.0	200.0	H	340.0	13.3
4627.750000	---	49.34	54.00	4.66	500.0	100.0	H	118.0	13.3
7610.625000	---	44.42	54.00	9.58	500.0	200.0	V	0.0	18.4
7989.500000	58.04	---	68.20	10.16	500.0	200.0	V	274.0	19.9

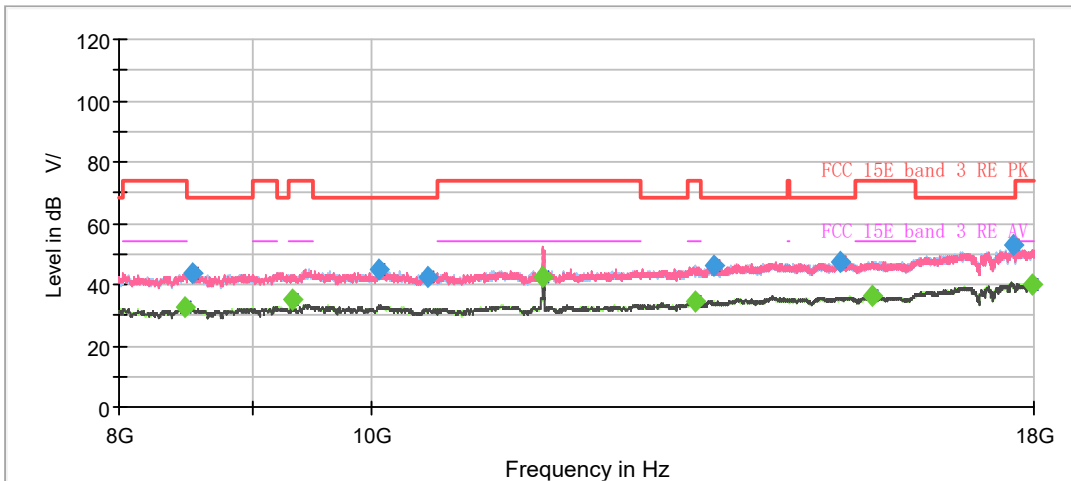
Remark: 1. Correction Factor = Antenna factor + Insertion loss (cable loss + amplifier gain)

2. Margin = Limit –MAX Peak/ Average

802.11n (HT20) CH165



Note: The signal beyond the limit is carrier.
Radiates Emission from 1GHz to 8GHz



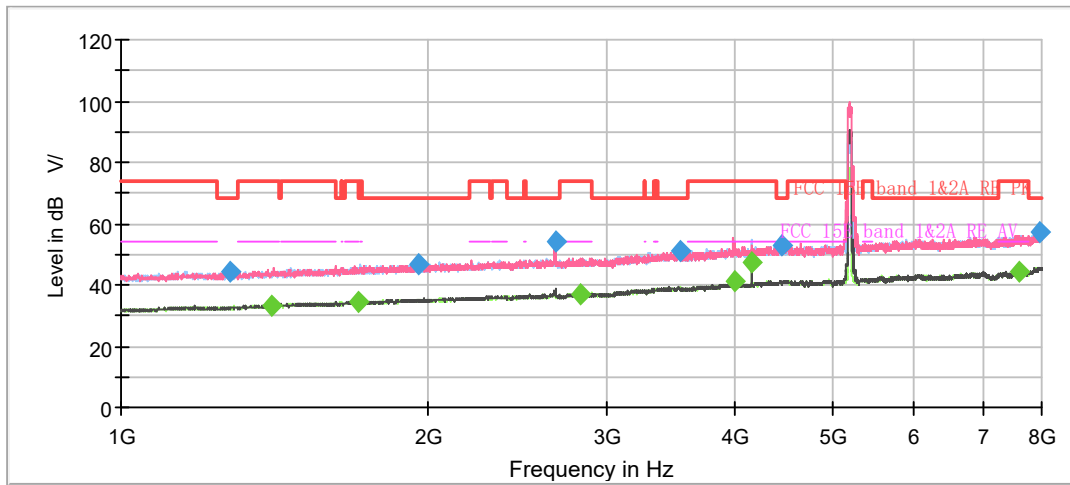
Radiates Emission from 8GHz to 18GHz

Frequency (MHz)	MaxPeak (dB μ V/m)	Average (dB μ V/m)	Limit (dB μ V/m)	Margin (dB)	Meas. Time (ms)	Height (cm)	Pol	Azimuth (deg)	Corr. (dB/m)
1253.750000	44.32	---	68.20	23.88	500.0	100.0	V	190.0	3.1
1389.375000	---	33.48	54.00	20.52	500.0	100.0	H	216.0	3.9
1686.875000	---	34.51	54.00	19.49	500.0	100.0	H	148.0	5.3
1993.125000	49.36	---	68.20	18.84	500.0	100.0	V	165.0	6.5
2661.625000	51.65	---	68.20	16.55	500.0	200.0	V	270.0	8.6
2759.625000	---	37.12	54.00	16.88	500.0	100.0	H	100.0	8.8
3436.000000	50.93	---	68.20	17.27	500.0	200.0	V	97.0	10.9
3993.375000	---	40.50	54.00	13.50	500.0	200.0	H	268.0	12.2
4660.125000	---	50.53	54.00	3.47	500.0	100.0	H	124.0	13.3
5592.000000	53.72	---	68.20	14.48	500.0	100.0	V	134.0	15.2
7690.250000	---	44.39	54.00	9.61	500.0	100.0	H	154.0	18.8
7987.750000	57.63	---	68.20	10.57	500.0	200.0	H	262.0	19.9

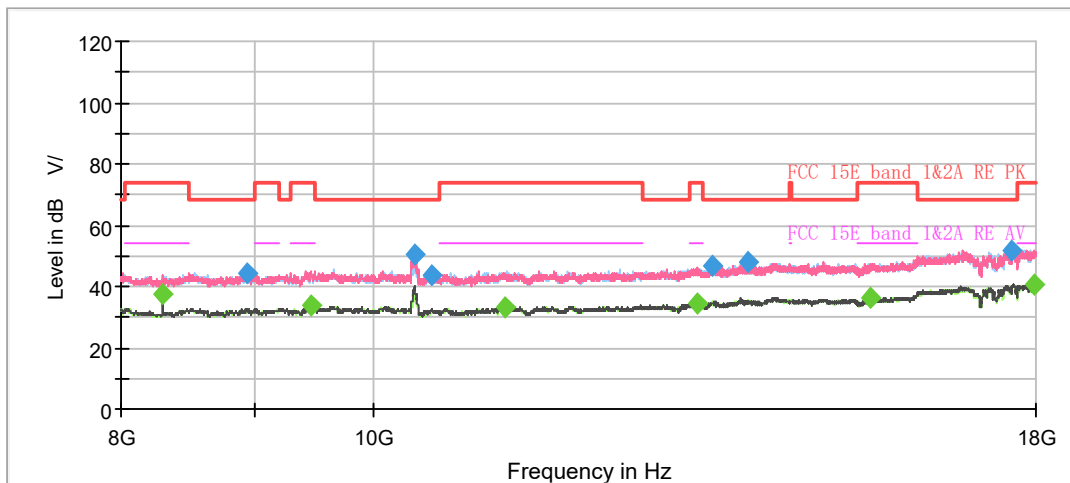
Remark: 1. Correction Factor = Antenna factor + Insertion loss (cable loss + amplifier gain)

2. Margin = Limit –MAX Peak/ Average

802.11n (HT40) CH38



Note: The signal beyond the limit is carrier.
Radiates Emission from 1GHz to 8GHz



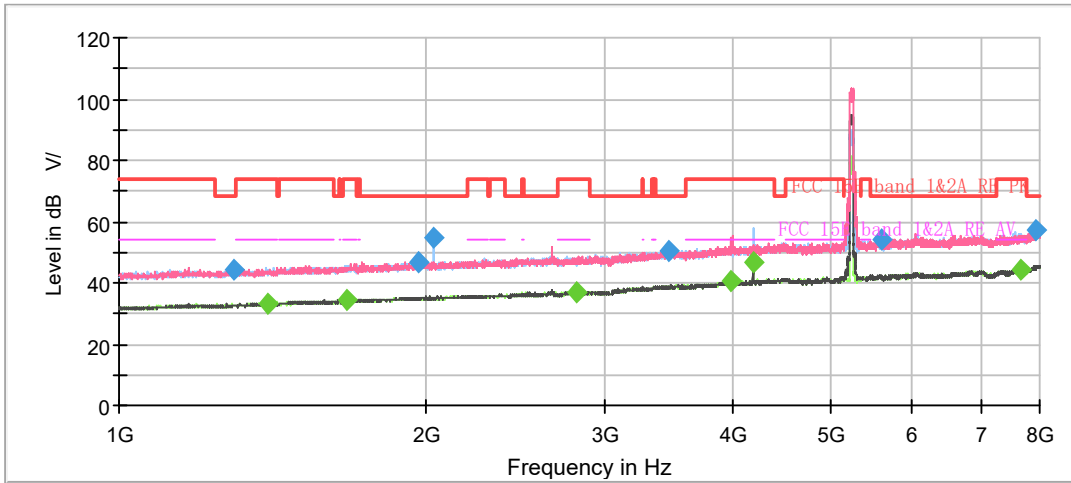
Radiates Emission from 8GHz to 18GHz

Frequency (MHz)	MaxPeak (dB μ V/m)	Average (dB μ V/m)	Limit (dB μ V/m)	Margin (dB)	Meas. Time (ms)	Height (cm)	Pol	Azimuth (deg)	Corr. (dB/m)
1280.875000	44.16	---	68.20	24.04	500.0	200.0	V	235.0	3.3
1403.375000	---	33.53	54.00	20.47	500.0	100.0	H	180.0	4.0
1706.125000	---	34.48	54.00	19.52	500.0	100.0	V	0.0	5.4
1960.750000	46.94	---	68.20	21.26	500.0	200.0	H	321.0	6.3
2666.000000	54.12	---	68.20	14.08	500.0	100.0	V	140.0	8.6
2816.500000	---	37.16	54.00	16.84	500.0	100.0	H	237.0	9.0
3528.750000	51.17	---	68.20	17.03	500.0	200.0	V	74.0	11.1
3991.625000	---	41.06	54.00	12.94	500.0	100.0	V	213.0	12.2
4151.750000	---	47.48	54.00	6.52	500.0	100.0	V	75.0	12.2
4443.125000	52.76	---	68.20	15.44	500.0	100.0	H	52.0	13.1
7599.250000	---	44.50	54.00	9.50	500.0	200.0	V	284.0	18.4
7959.750000	56.95	---	68.20	11.25	500.0	100.0	H	0.0	19.7

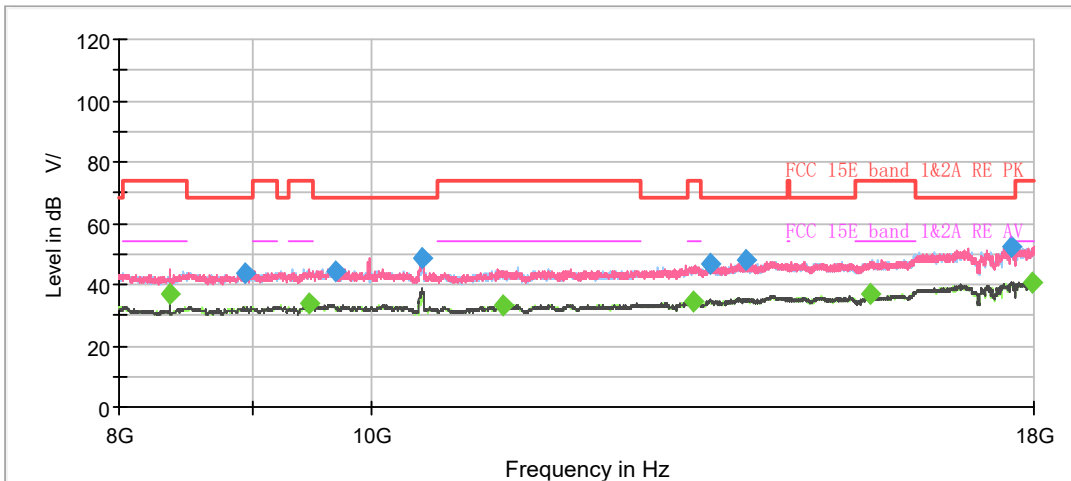
Remark: 1. Correction Factor = Antenna factor + Insertion loss (cable loss + amplifier gain)

2. Margin = Limit –MAX Peak/ Average

802.11n (HT40) CH46



Note: The signal beyond the limit is carrier.
Radiates Emission from 1GHz to 8GHz



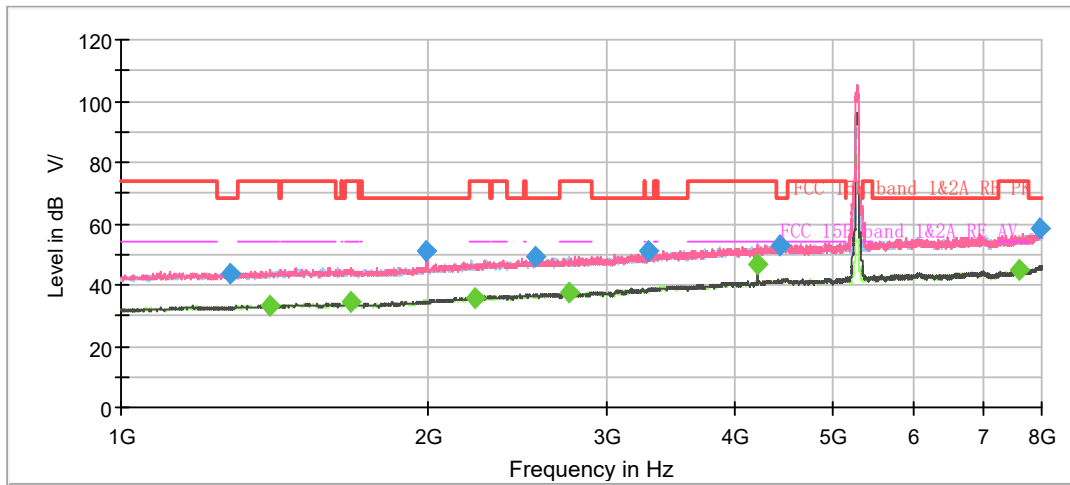
Radiates Emission from 8GHz to 18GHz

Frequency (MHz)	MaxPeak (dB μ V/m)	Average (dB μ V/m)	Limit (dB μ V/m)	Margin (dB)	Meas. Time (ms)	Height (cm)	Pol	Azimuth (deg)	Corr. (dB/m)
1296.625000	44.17	---	68.20	24.03	500.0	200.0	H	272.0	3.4
1399.875000	---	33.38	54.00	20.62	500.0	100.0	H	220.0	4.0
1674.625000	---	34.54	54.00	19.46	500.0	200.0	H	350.0	5.2
1965.125000	47.07	---	68.20	21.13	500.0	100.0	H	330.0	6.4
2036.000000	54.66	---	68.20	13.54	500.0	100.0	H	108.0	6.7
2811.250000	---	37.07	54.00	16.93	500.0	200.0	V	4.0	9.0
3463.125000	50.64	---	68.20	17.56	500.0	200.0	H	183.0	10.9
3984.625000	---	40.55	54.00	13.45	500.0	100.0	V	254.0	12.2
4184.125000	---	46.58	54.00	7.42	500.0	100.0	V	81.0	12.4
5600.750000	54.35	---	68.20	13.85	500.0	100.0	H	235.0	15.2
7679.750000	---	44.55	54.00	9.45	500.0	200.0	V	212.0	18.8
7930.875000	57.38	---	68.20	10.82	500.0	100.0	V	308.0	19.6

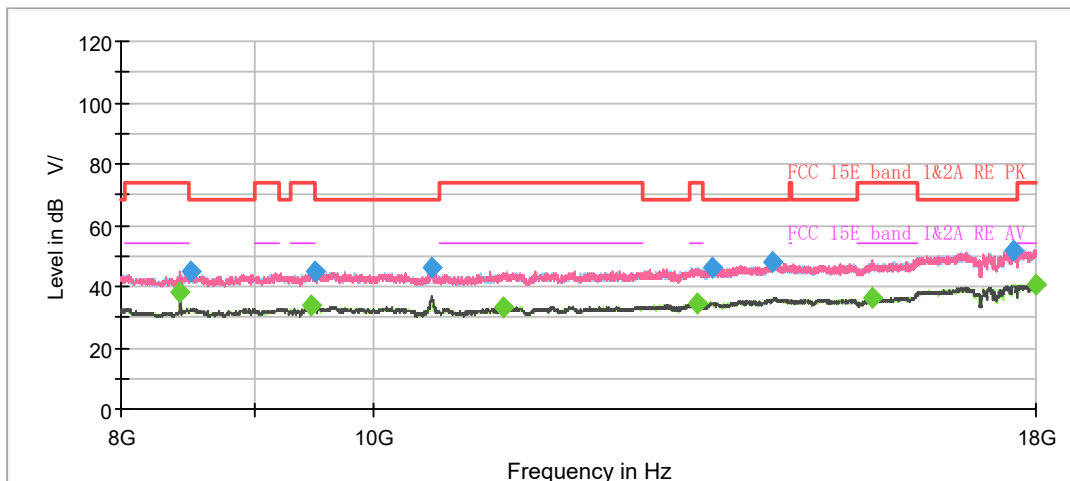
Remark: 1. Correction Factor = Antenna factor + Insertion loss (cable loss + amplifier gain)

2. Margin = Limit –MAX Peak/ Average

802.11n (HT40) CH54



Note: The signal beyond the limit is carrier.
Radiates Emission from 1GHz to 8GHz



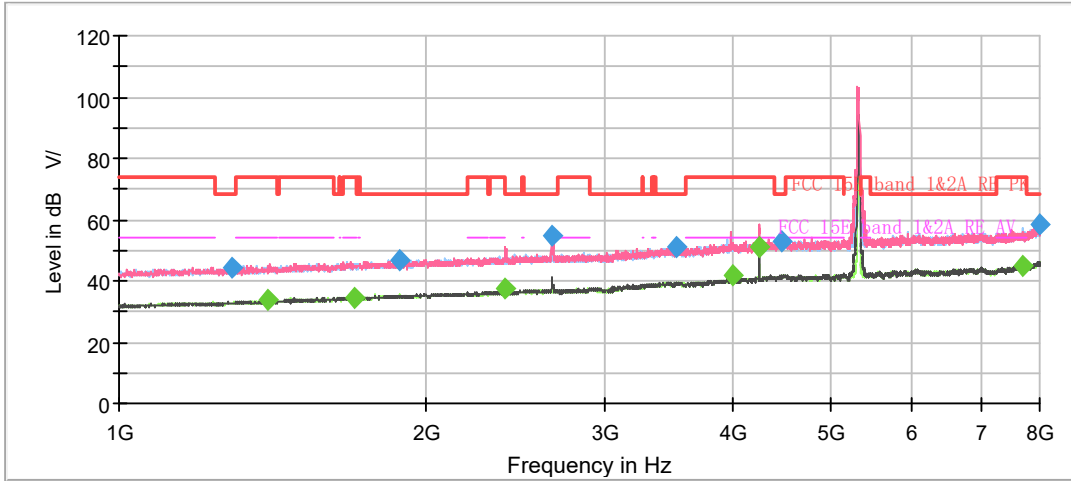
Radiates Emission from 8GHz to 18GHz

Frequency (MHz)	MaxPeak (dB μ V/m)	Average (dB μ V/m)	Limit (dB μ V/m)	Margin (dB)	Meas. Time (ms)	Height (cm)	Pol	Azimuth (deg)	Corr. (dB/m)
1277.375000	43.97	---	68.20	24.23	500.0	200.0	H	0.0	3.2
1400.750000	---	33.29	54.00	20.71	500.0	200.0	V	59.0	4.0
1679.875000	---	34.53	54.00	19.47	500.0	100.0	V	57.0	5.3
1994.875000	51.26	---	68.20	16.94	500.0	100.0	V	213.0	6.5
2228.500000	---	35.83	54.00	18.17	500.0	200.0	V	305.0	7.3
2544.375000	49.07	---	68.20	19.13	500.0	200.0	V	37.0	8.3
2747.375000	---	37.23	54.00	16.77	500.0	200.0	V	279.0	8.8
3286.375000	51.30	---	68.20	16.90	500.0	200.0	H	68.0	10.5
4215.625000	---	46.76	54.00	7.24	500.0	100.0	H	144.0	12.4
4428.250000	52.75	---	68.20	15.45	500.0	200.0	H	353.0	13.1
7595.750000	---	44.80	54.00	9.20	500.0	100.0	H	136.0	18.3
7970.250000	58.41	---	68.20	9.79	500.0	100.0	V	333.0	19.8

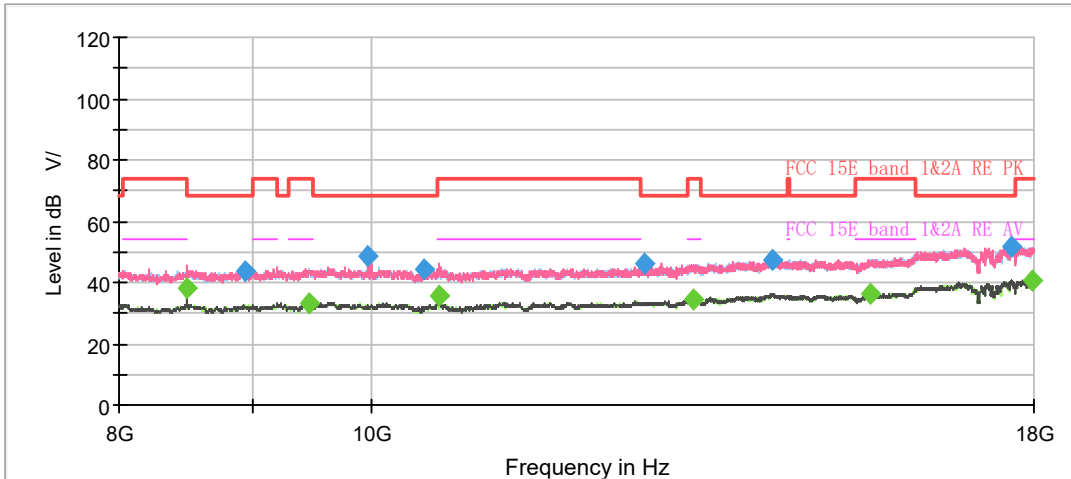
Remark: 1. Correction Factor = Antenna factor + Insertion loss (cable loss + amplifier gain)

2. Margin = Limit –MAX Peak/ Average

802.11n (HT40) CH62



Note: The signal beyond the limit is carrier.
Radiates Emission from 1GHz to 8GHz



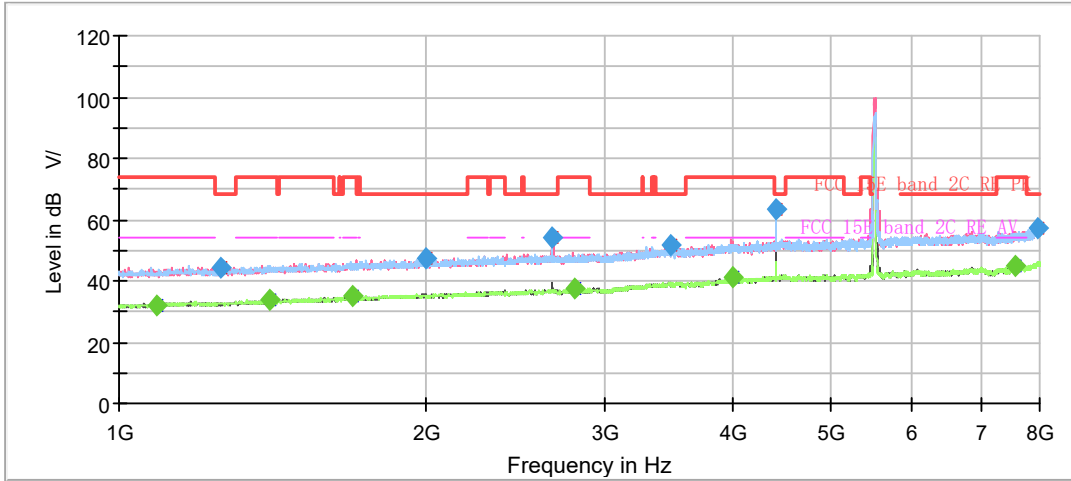
Radiates Emission from 8GHz to 18GHz

Frequency (MHz)	MaxPeak (dB μ V/m)	Average (dB μ V/m)	Limit (dB μ V/m)	Margin (dB)	Meas. Time (ms)	Height (cm)	Pol	Azimuth (deg)	Corr. (dB/m)
1291.375000	44.41	---	68.20	23.79	500.0	100.0	V	254.0	3.3
1398.125000	---	33.59	54.00	20.41	500.0	200.0	V	121.0	3.9
1702.625000	---	34.72	54.00	19.28	500.0	200.0	V	300.0	5.3
1885.500000	46.98	---	68.20	21.22	500.0	100.0	H	130.0	6.1
2389.500000	---	37.55	54.00	16.45	500.0	100.0	V	354.0	7.9
2662.500000	54.54	---	68.20	13.66	500.0	100.0	V	250.0	8.6
3522.625000	50.94	---	68.20	17.26	500.0	100.0	V	21.0	11.1
3996.875000	---	41.94	54.00	12.06	500.0	100.0	V	214.0	12.2
4248.000000	---	50.82	54.00	3.18	500.0	100.0	V	274.0	12.5
4468.500000	52.84	---	68.20	15.36	500.0	100.0	H	193.0	13.2
7693.750000	---	44.73	54.00	9.27	500.0	100.0	V	0.0	18.8
8000.000000	58.31	---	68.20	9.89	500.0	100.0	V	160.0	19.9

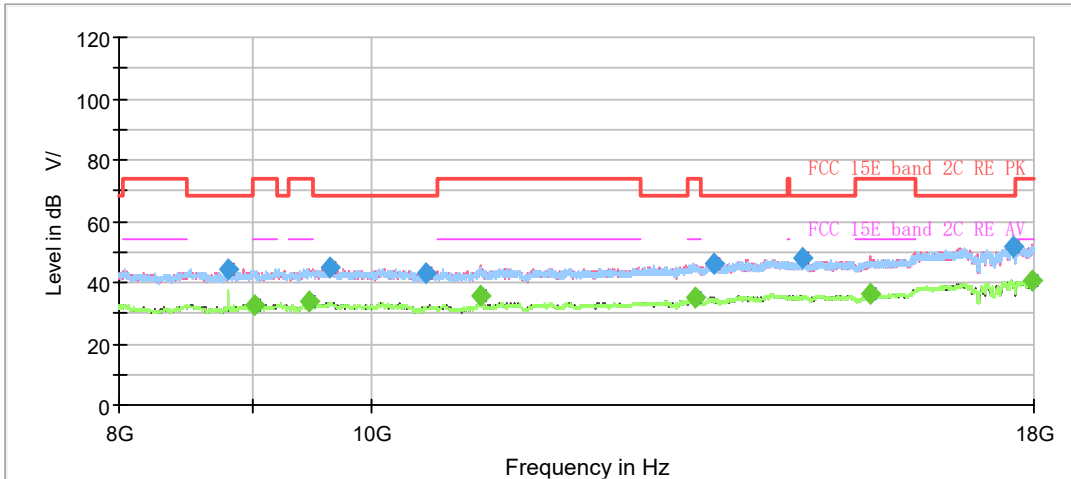
Remark: 1. Correction Factor = Antenna factor + Insertion loss (cable loss + amplifier gain)

2. Margin = Limit –MAX Peak/ Average

802.11n (HT40) CH102



Note: The signal beyond the limit is carrier.
Radiates Emission from 1GHz to 8GHz



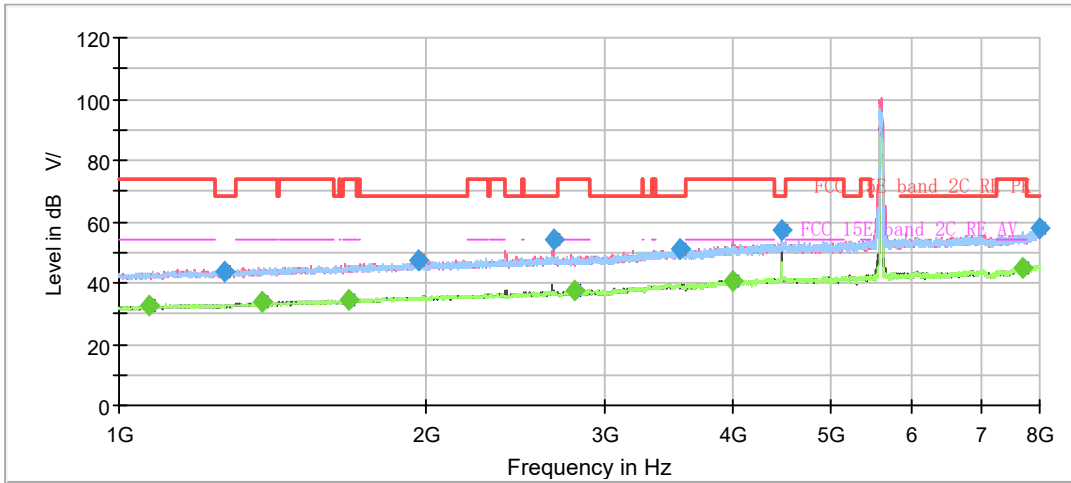
Radiates Emission from 8GHz to 18GHz

Frequency (MHz)	MaxPeak (dB μ V/m)	Average (dB μ V/m)	Limit (dB μ V/m)	Margin (dB)	Meas. Time (ms)	Height (cm)	Pol	Azimuth (deg)	Corr. (dB/m)
1086.625000	---	32.12	54.00	21.88	500.0	200.0	V	273.0	2.2
1258.125000	44.43	---	68.20	23.77	500.0	100.0	H	82.0	3.1
1404.250000	---	33.65	54.00	20.35	500.0	200.0	V	50.0	4.0
1697.375000	---	34.89	54.00	19.11	500.0	200.0	V	105.0	5.3
1996.625000	47.21	---	68.20	20.99	500.0	200.0	V	197.0	6.5
2658.125000	54.31	---	68.20	13.89	500.0	200.0	V	159.0	8.6
2801.625000	---	37.74	54.00	16.26	500.0	200.0	V	279.0	9.0
3477.125000	51.54	---	68.20	16.66	500.0	200.0	V	175.0	11.0
3996.875000	---	41.00	54.00	13.00	500.0	100.0	V	211.0	12.2
4408.125000	63.45	---	68.20	4.75	500.0	100.0	H	342.0	13.0
7575.625000	---	44.62	54.00	9.38	500.0	200.0	H	306.0	18.3
7965.000000	57.33	---	68.20	10.87	500.0	100.0	V	346.0	19.8

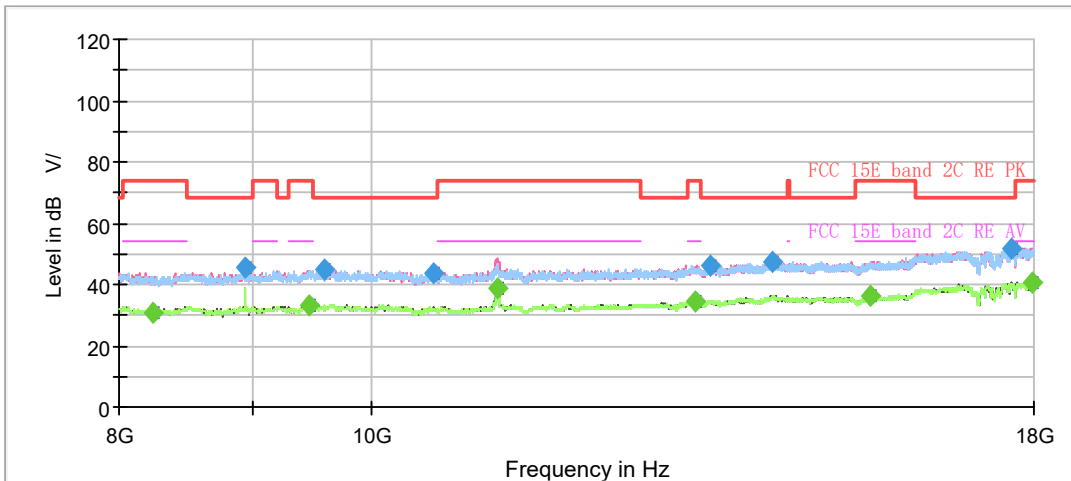
Remark: 1. Correction Factor = Antenna factor + Insertion loss (cable loss + amplifier gain)

2. Margin = Limit –MAX Peak/ Average

802.11n (HT40) CH118



Note: The signal beyond the limit is carrier.
Radiates Emission from 1GHz to 8GHz



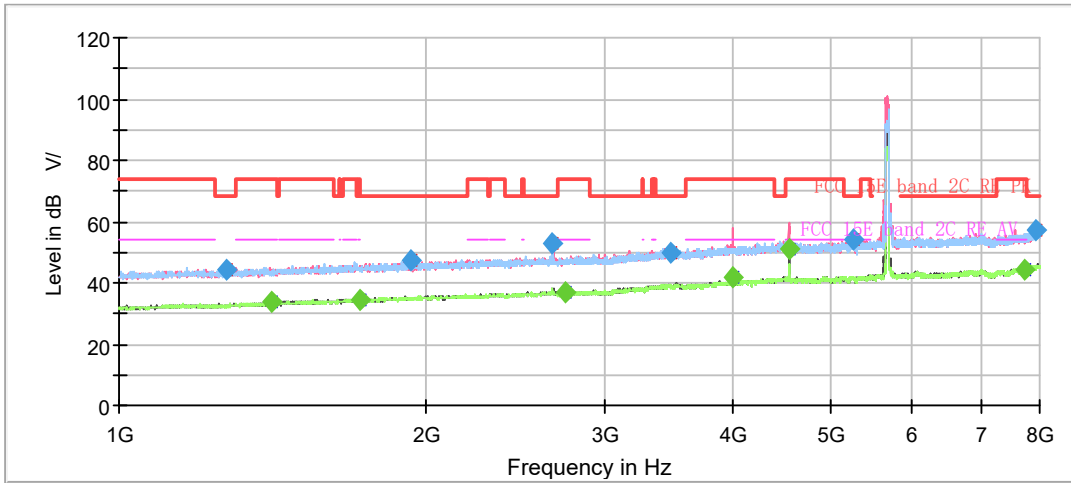
Radiates Emission from 8GHz to 18GHz

Frequency (MHz)	MaxPeak (dB μ V/m)	Average (dB μ V/m)	Limit (dB μ V/m)	Margin (dB)	Meas. Time (ms)	Height (cm)	Pol	Azimuth (deg)	Corr. (dB/m)
1071.750000	---	32.39	54.00	21.61	500.0	100.0	H	156.0	2.1
1268.625000	43.86	---	68.20	24.34	500.0	100.0	H	276.0	3.2
1379.750000	---	33.72	54.00	20.28	500.0	200.0	V	197.0	3.8
1680.750000	---	34.59	54.00	19.41	500.0	100.0	V	275.0	5.3
1964.250000	47.58	---	68.20	20.62	500.0	100.0	V	302.0	6.4
2666.000000	54.32	---	68.20	13.88	500.0	100.0	V	242.0	8.6
2794.625000	---	37.25	54.00	16.75	500.0	200.0	H	274.0	9.0
3549.750000	51.00	---	68.20	17.20	500.0	200.0	H	0.0	11.1
3996.000000	---	40.91	54.00	13.09	500.0	100.0	V	29.0	12.2
4472.000000	57.35	---	68.20	10.85	500.0	100.0	H	343.0	13.3
7692.000000	---	44.67	54.00	9.33	500.0	200.0	H	356.0	18.8
7989.500000	57.54	---	68.20	10.66	500.0	100.0	V	302.0	19.9

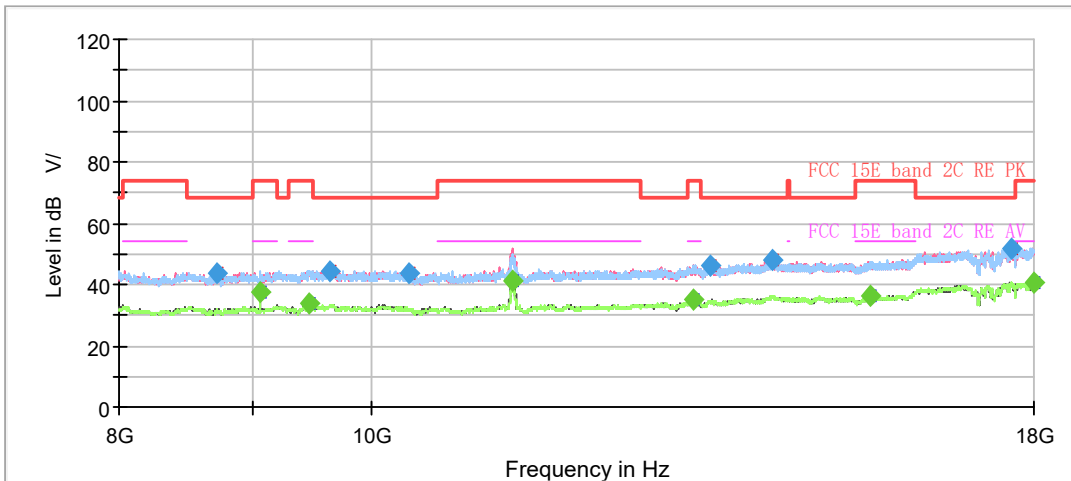
Remark: 1. Correction Factor = Antenna factor + Insertion loss (cable loss + amplifier gain)

2. Margin = Limit –MAX Peak/ Average

802.11n (HT40) CH134



Note: The signal beyond the limit is carrier.
Radiates Emission from 1GHz to 8GHz



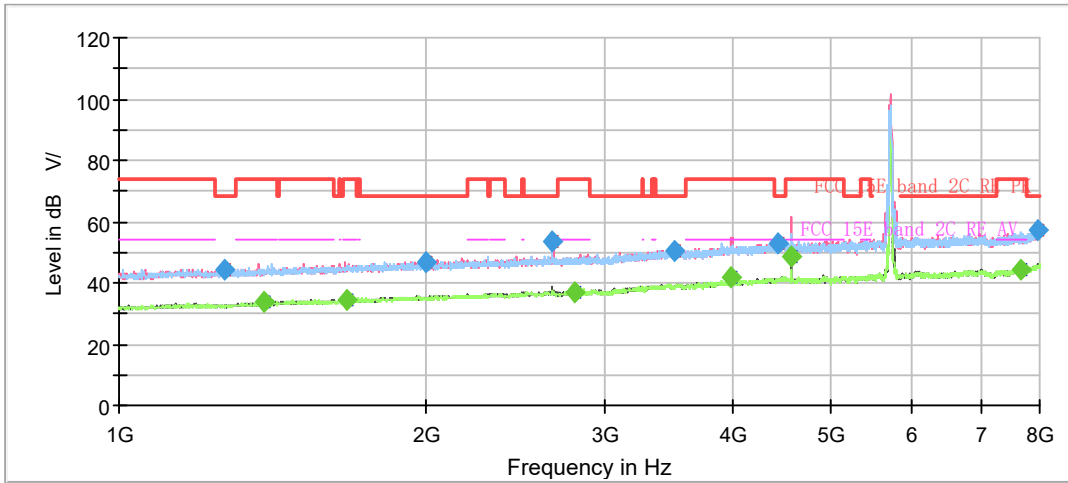
Radiates Emission from 8GHz to 18GHz

Frequency (MHz)	MaxPeak (dB μ V/m)	Average (dB μ V/m)	Limit (dB μ V/m)	Margin (dB)	Meas. Time (ms)	Height (cm)	Pol	Azimuth (deg)	Corr. (dB/m)
1276.500000	44.23	---	68.20	23.97	500.0	100.0	H	3.0	3.2
1413.875000	---	33.62	54.00	20.38	500.0	100.0	H	229.0	4.0
1720.125000	---	34.46	54.00	19.54	500.0	200.0	H	284.0	5.4
1934.500000	47.42	---	68.20	20.78	500.0	100.0	V	283.0	6.2
2664.250000	52.76	---	68.20	15.44	500.0	200.0	H	273.0	8.6
2740.375000	---	37.12	54.00	16.88	500.0	200.0	H	262.0	8.8
3480.625000	50.11	---	68.20	18.09	500.0	200.0	V	3.0	11.0
3997.750000	---	41.63	54.00	12.37	500.0	100.0	V	254.0	12.2
4535.875000	---	50.87	54.00	3.13	500.0	100.0	V	272.0	13.2
5251.625000	54.08	---	68.20	14.12	500.0	100.0	H	141.0	14.1
7718.250000	---	44.60	54.00	9.40	500.0	200.0	H	6.0	18.9
7937.875000	57.28	---	68.20	10.92	500.0	200.0	H	346.0	19.6

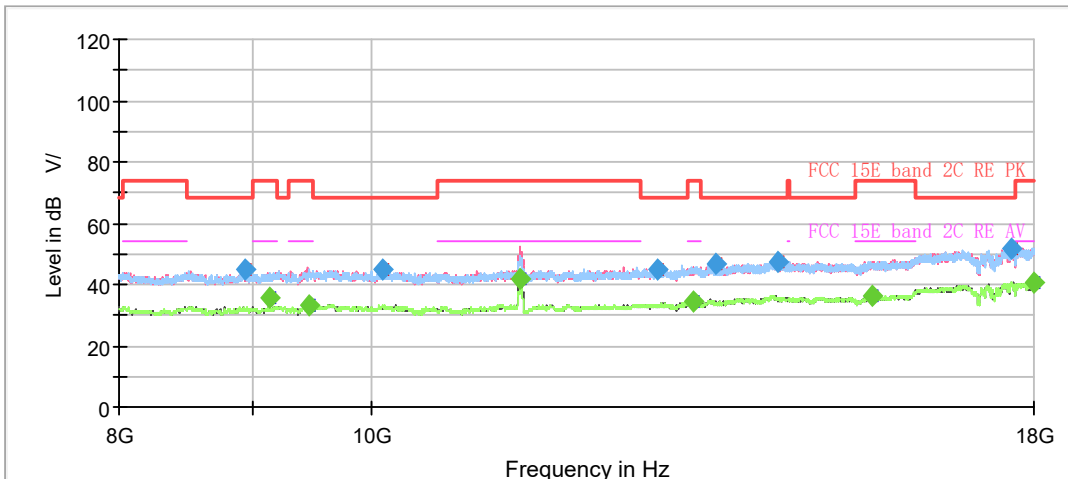
Remark: 1. Correction Factor = Antenna factor + Insertion loss (cable loss + amplifier gain)

2. Margin = Limit –MAX Peak/ Average

802.11n (HT40) CH142



Note: The signal beyond the limit is carrier.
Radiates Emission from 1GHz to 8GHz



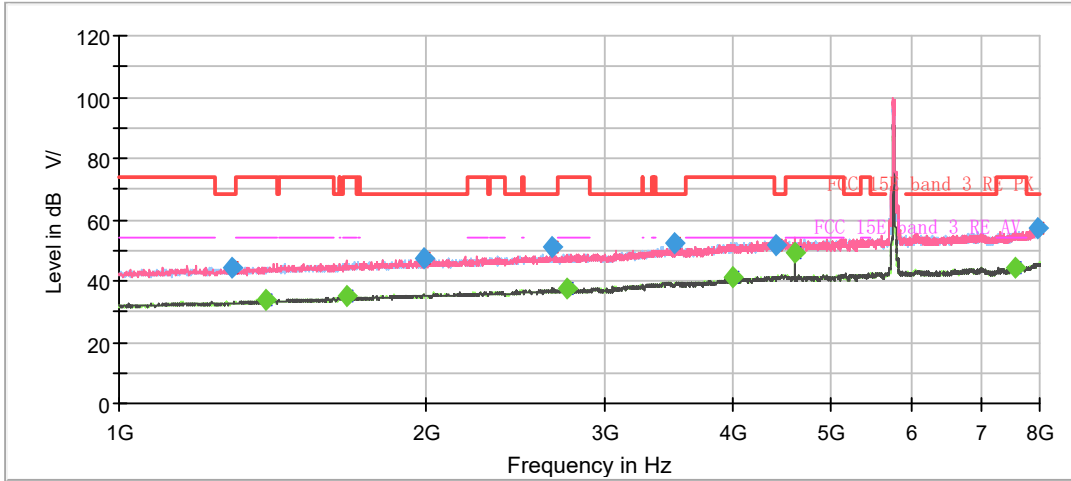
Radiates Emission from 8GHz to 18GHz

Frequency (MHz)	MaxPeak (dB μ V/m)	Average (dB μ V/m)	Limit (dB μ V/m)	Margin (dB)	Meas. Time (ms)	Height (cm)	Pol	Azimuth (deg)	Corr. (dB/m)
1266.875000	44.30	---	68.20	23.90	500.0	100.0	V	344.0	3.2
1387.625000	---	33.81	54.00	20.19	500.0	100.0	V	20.0	3.9
1675.500000	---	34.62	54.00	19.38	500.0	200.0	H	197.0	5.2
1996.625000	47.05	---	68.20	21.15	500.0	200.0	V	125.0	6.5
2657.250000	53.24	---	68.20	14.96	500.0	200.0	V	147.0	8.6
2796.375000	---	37.23	54.00	16.77	500.0	100.0	V	349.0	9.0
3511.250000	50.68	---	68.20	17.52	500.0	100.0	V	254.0	11.1
3984.625000	---	41.74	54.00	12.26	500.0	100.0	V	216.0	12.2
4437.875000	53.16	---	68.20	15.04	500.0	100.0	V	287.0	13.1
4568.250000	---	48.72	54.00	5.28	500.0	100.0	V	276.0	13.1
7659.625000	---	44.61	54.00	9.39	500.0	200.0	V	343.0	18.7
7973.750000	57.07	---	68.20	11.13	500.0	100.0	V	118.0	19.8

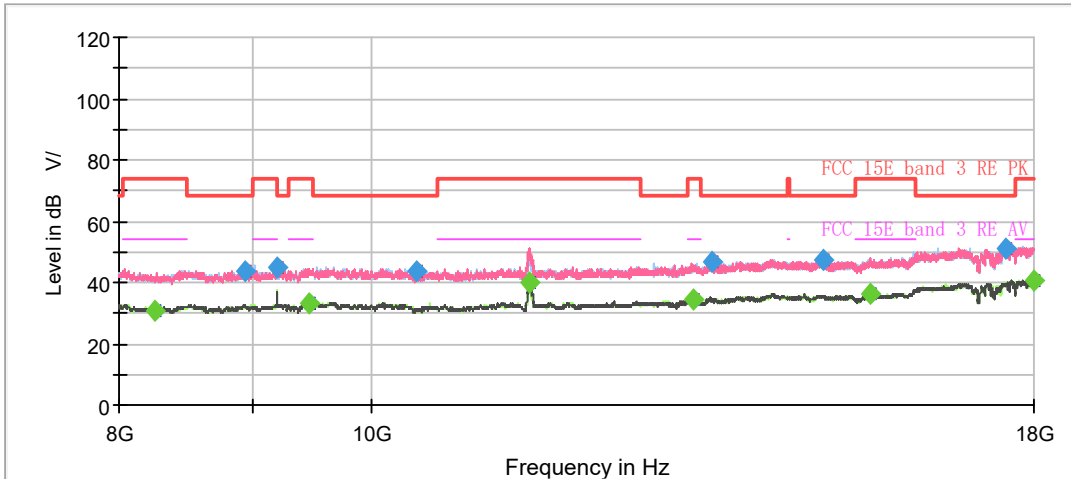
Remark: 1. Correction Factor = Antenna factor + Insertion loss (cable loss + amplifier gain)

2. Margin = Limit –MAX Peak/ Average

802.11n (HT40) CH151



Note: The signal beyond the limit is carrier.
Radiates Emission from 1GHz to 8GHz



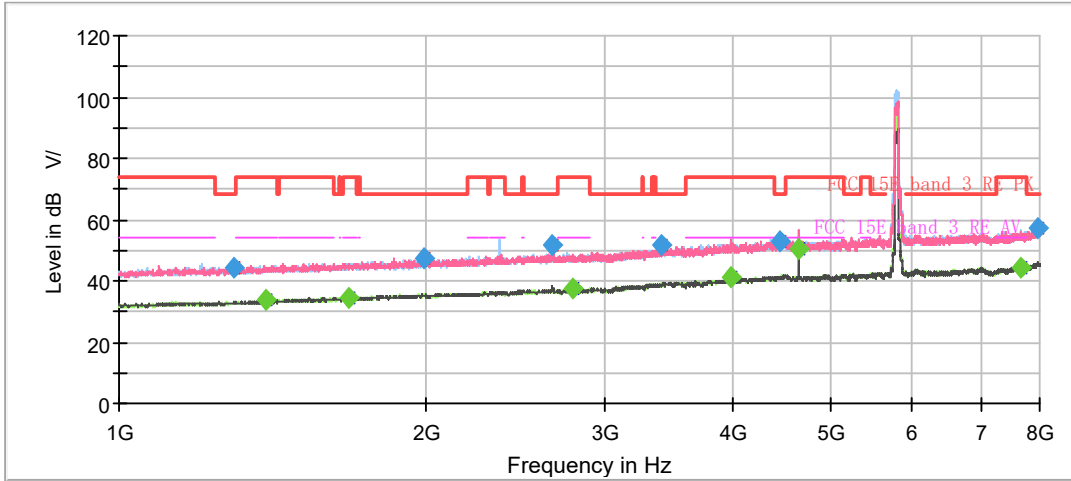
Radiates Emission from 8GHz to 18GHz

Frequency (MHz)	MaxPeak (dB μ V/m)	Average (dB μ V/m)	Limit (dB μ V/m)	Margin (dB)	Meas. Time (ms)	Height (cm)	Pol	Azimuth (deg)	Corr. (dB/m)
1293.125000	44.55	---	68.20	23.65	500.0	100.0	V	59.0	3.3
1395.500000	---	33.88	54.00	20.12	500.0	200.0	H	66.0	3.9
1671.125000	---	34.79	54.00	19.21	500.0	200.0	H	210.0	5.2
1992.250000	47.30	---	68.20	20.90	500.0	100.0	H	59.0	6.5
2656.375000	51.21	---	68.20	16.99	500.0	200.0	H	275.0	8.6
2757.000000	---	37.24	54.00	16.76	500.0	200.0	V	237.0	8.8
3511.250000	52.39	---	68.20	15.81	500.0	100.0	V	81.0	11.1
3993.375000	---	41.00	54.00	13.00	500.0	100.0	V	265.0	12.2
4413.375000	51.89	---	68.20	16.31	500.0	100.0	V	81.0	13.0
4604.125000	---	49.00	54.00	5.00	500.0	100.0	V	276.0	13.2
7562.500000	---	44.56	54.00	9.44	500.0	200.0	H	7.0	18.2
7961.500000	57.27	---	68.20	10.93	500.0	100.0	H	274.0	19.7

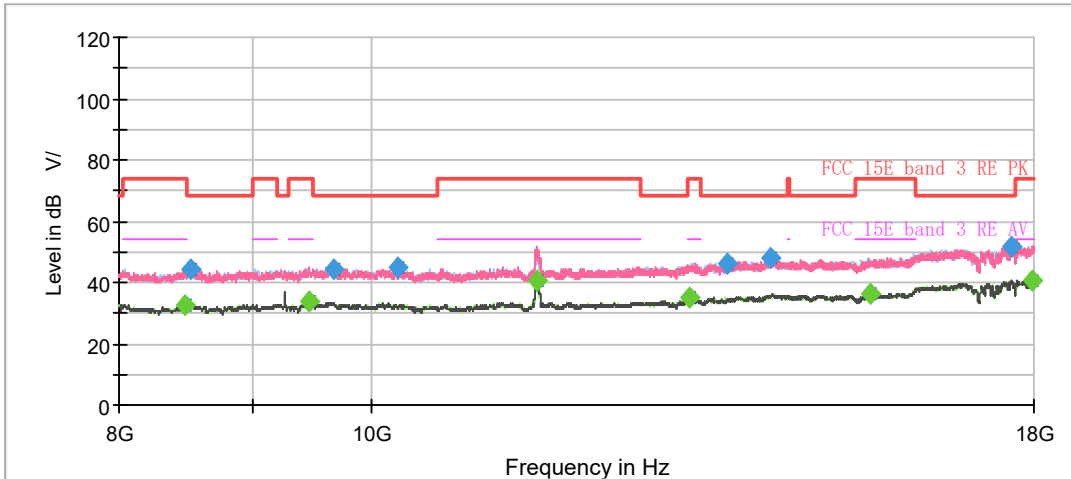
Remark: 1. Correction Factor = Antenna factor + Insertion loss (cable loss + amplifier gain)

2. Margin = Limit –MAX Peak/ Average

802.11n (HT40) CH159



Note: The signal beyond the limit is carrier.
Radiates Emission from 1GHz to 8GHz



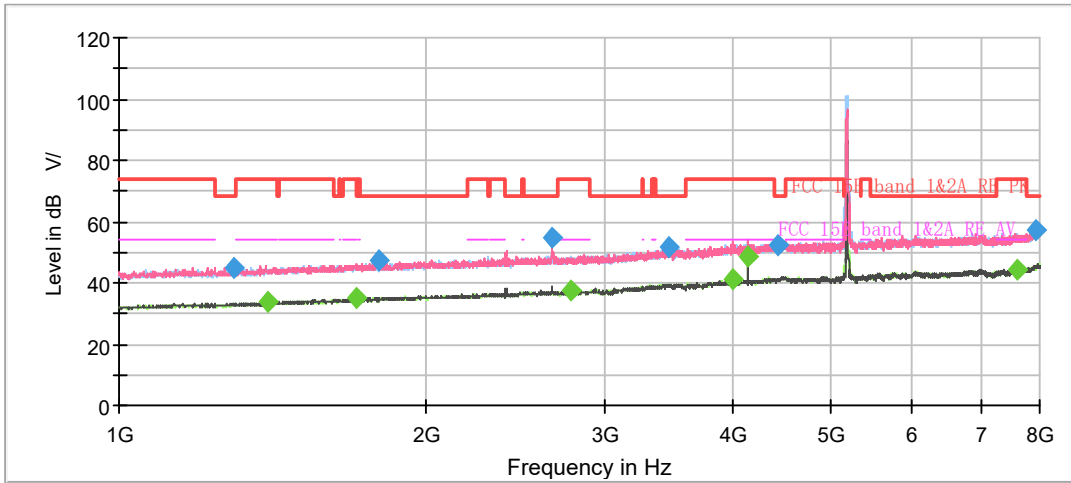
Radiates Emission from 8GHz to 18GHz

Frequency (MHz)	MaxPeak (dB μ V/m)	Average (dB μ V/m)	Limit (dB μ V/m)	Margin (dB)	Meas. Time (ms)	Height (cm)	Pol	Azimuth (deg)	Corr. (dB/m)
1294.000000	44.16	---	68.20	24.04	500.0	100.0	V	20.0	3.3
1392.000000	---	33.64	54.00	20.36	500.0	200.0	V	234.0	3.9
1679.000000	---	34.70	54.00	19.30	500.0	200.0	H	73.0	5.2
1995.750000	47.59	---	68.20	20.61	500.0	100.0	V	181.0	6.5
2655.500000	51.93	---	68.20	16.27	500.0	200.0	V	157.0	8.6
2785.875000	---	37.27	54.00	16.73	500.0	200.0	V	288.0	8.9
3409.750000	51.66	---	68.20	16.54	500.0	100.0	V	257.0	10.8
3989.000000	---	41.49	54.00	12.51	500.0	100.0	V	257.0	12.2
4442.250000	52.93	---	68.20	15.27	500.0	100.0	V	43.0	13.1
4635.625000	---	50.72	54.00	3.28	500.0	100.0	V	279.0	13.3
7665.750000	---	44.54	54.00	9.46	500.0	200.0	V	23.0	18.7
7971.125000	57.43	---	68.20	10.77	500.0	200.0	H	198.0	19.8

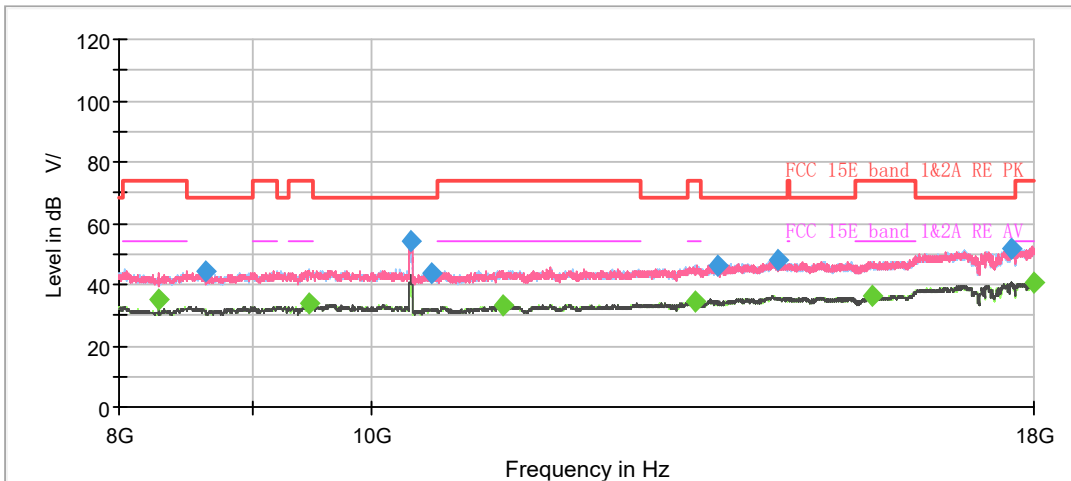
Remark: 1. Correction Factor = Antenna factor + Insertion loss (cable loss + amplifier gain)

2. Margin = Limit –MAX Peak/ Average

802.11ax (HE20) CH36



Note: The signal beyond the limit is carrier.
Radiates Emission from 1GHz to 8GHz



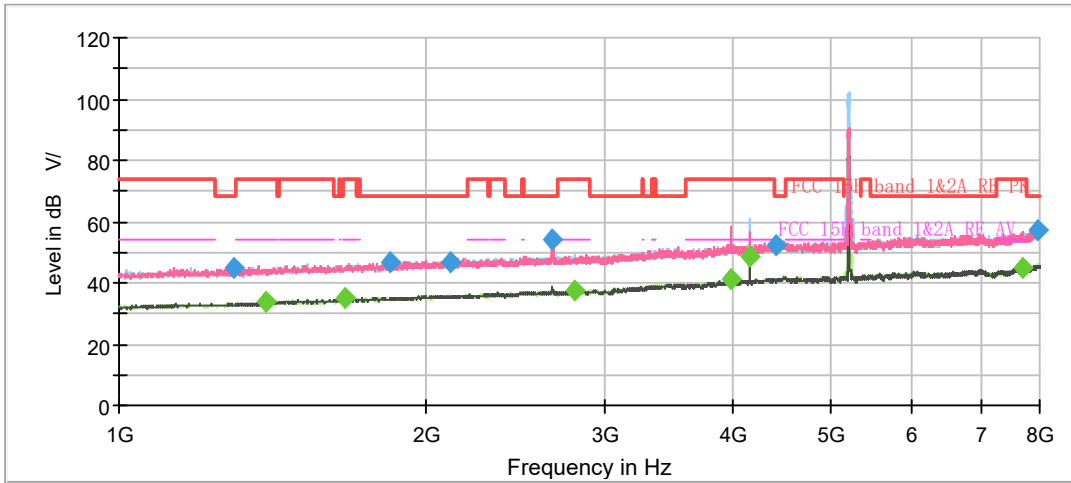
Radiates Emission from 8GHz to 18GHz

Frequency (MHz)	MaxPeak (dB μ V/m)	Average (dB μ V/m)	Limit (dB μ V/m)	Margin (dB)	Meas. Time (ms)	Height (cm)	Pol	Azimuth (deg)	Corr. (dB/m)
1295.750000	45.09	---	68.20	23.11	500.0	200.0	H	224.0	3.4
1399.875000	---	33.92	54.00	20.08	500.0	100.0	V	96.0	4.0
1705.250000	---	34.78	54.00	19.22	500.0	200.0	V	236.0	5.4
1799.750000	47.32	---	68.20	20.88	500.0	100.0	V	101.0	5.7
2662.500000	55.05	---	68.20	13.15	500.0	100.0	V	248.0	8.6
2773.625000	---	37.37	54.00	16.63	500.0	200.0	V	326.0	8.9
3454.375000	51.88	---	68.20	16.32	500.0	100.0	V	92.0	10.9
3992.500000	---	41.05	54.00	12.95	500.0	100.0	V	96.0	12.2
4143.875000	---	48.39	54.00	5.61	500.0	100.0	V	266.0	12.2
4427.375000	52.33	---	68.20	15.87	500.0	100.0	H	225.0	13.1
7608.875000	---	44.56	54.00	9.44	500.0	100.0	H	201.0	18.4
7920.375000	57.47	---	68.20	10.73	500.0	200.0	V	299.0	19.6

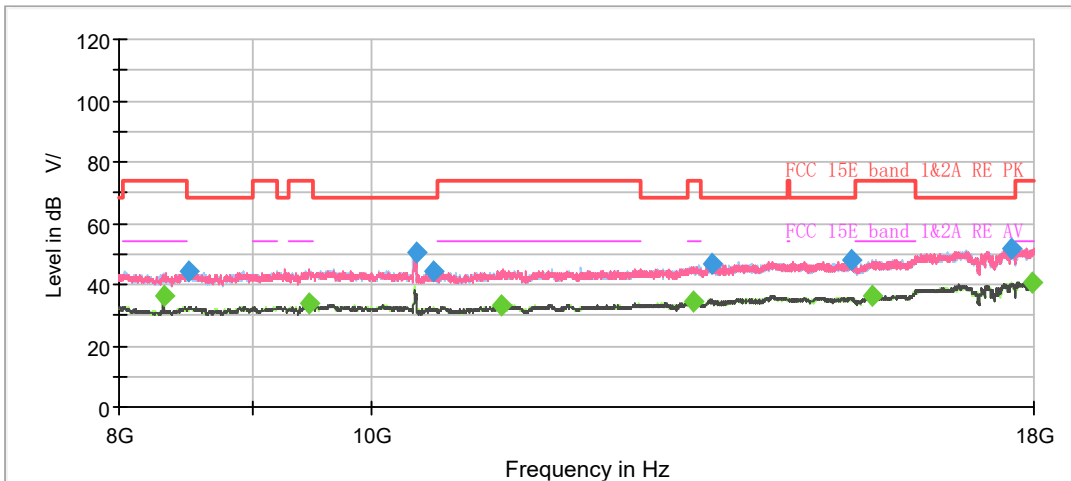
Remark: 1. Correction Factor = Antenna factor + Insertion loss (cable loss + amplifier gain)

2. Margin = Limit –MAX Peak/ Average

802.11ax (HE20) CH40



Note: The signal beyond the limit is carrier.
Radiates Emission from 1GHz to 8GHz



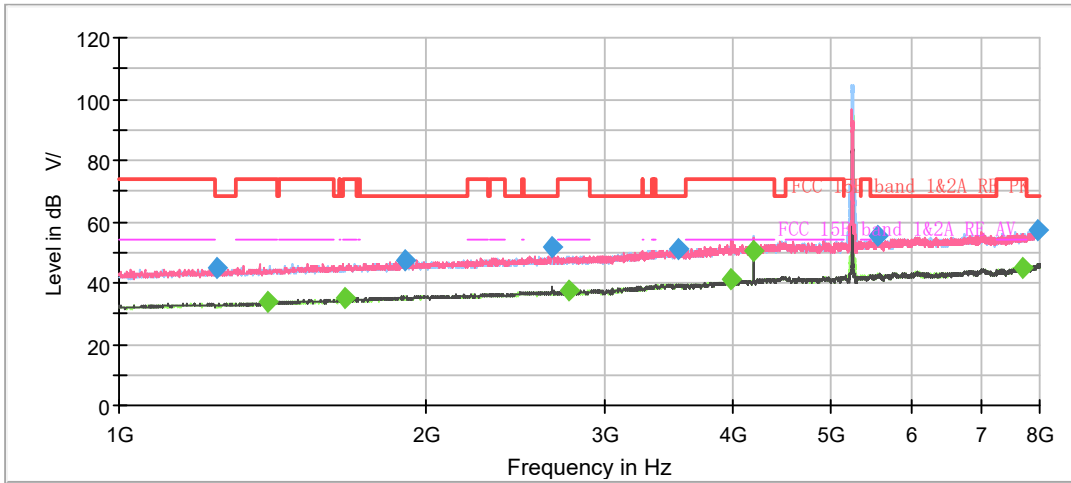
Radiates Emission from 8GHz to 18GHz

Frequency (MHz)	MaxPeak (dB μ V/m)	Average (dB μ V/m)	Limit (dB μ V/m)	Margin (dB)	Meas. Time (ms)	Height (cm)	Pol	Azimuth (deg)	Corr. (dB/m)
1294.000000	44.73	---	68.20	23.47	500.0	100.0	V	101.0	3.3
1393.750000	---	33.67	54.00	20.33	500.0	200.0	V	173.0	3.9
1668.500000	---	34.79	54.00	19.21	500.0	200.0	H	148.0	5.2
1847.875000	47.00	---	68.20	21.20	500.0	200.0	H	117.0	5.9
2117.375000	46.87	---	68.20	21.33	500.0	200.0	V	80.0	7.0
2655.500000	54.23	---	68.20	13.97	500.0	200.0	V	173.0	8.6
2792.875000	---	37.30	54.00	16.70	500.0	200.0	H	91.0	9.0
3989.875000	---	41.17	54.00	12.83	500.0	100.0	V	216.0	12.2
4159.625000	---	48.48	54.00	5.52	500.0	100.0	V	278.0	12.3
4417.750000	52.37	---	68.20	15.83	500.0	200.0	V	345.0	13.0
7687.625000	---	44.65	54.00	9.35	500.0	200.0	H	288.0	18.8
7966.750000	57.30	---	68.20	10.90	500.0	200.0	V	124.0	19.8

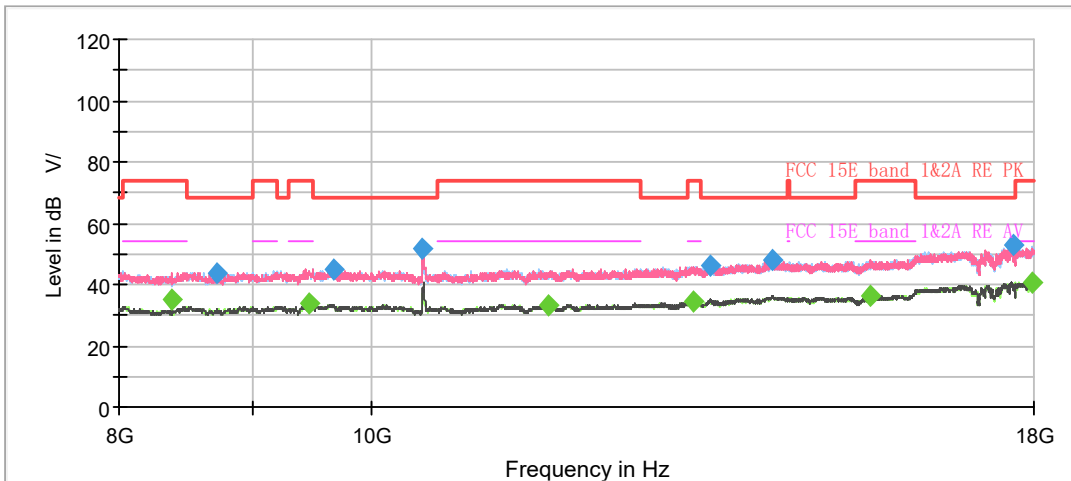
Remark: 1. Correction Factor = Antenna factor + Insertion loss (cable loss + amplifier gain)

2. Margin = Limit –MAX Peak/ Average

802.11ax (HE20) CH48



Note: The signal beyond the limit is carrier.
Radiates Emission from 1GHz to 8GHz



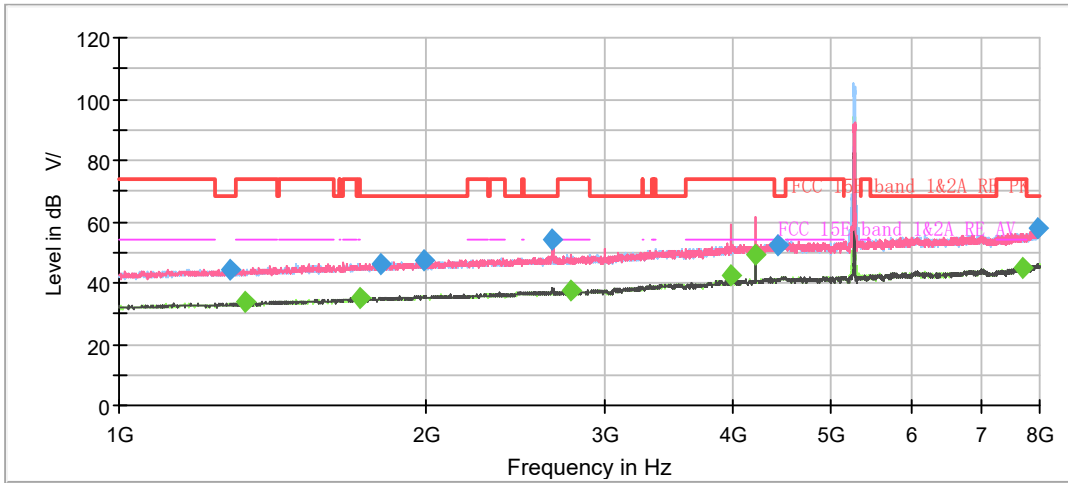
Radiates Emission from 8GHz to 18GHz

Frequency (MHz)	MaxPeak (dB μ V/m)	Average (dB μ V/m)	Limit (dB μ V/m)	Margin (dB)	Meas. Time (ms)	Height (cm)	Pol	Azimuth (deg)	Corr. (dB/m)
1246.750000	45.00	---	68.20	23.20	500.0	100.0	V	0.0	3.1
1401.625000	---	33.89	54.00	20.11	500.0	200.0	V	355.0	4.0
1665.875000	---	35.03	54.00	18.97	500.0	200.0	V	23.0	5.2
1905.625000	47.24	---	68.20	20.96	500.0	100.0	V	54.0	6.1
2663.375000	51.91	---	68.20	16.29	500.0	200.0	V	107.0	8.6
2762.250000	---	37.38	54.00	16.62	500.0	100.0	H	0.0	8.8
3536.625000	50.85	---	68.20	17.35	500.0	200.0	V	359.0	11.2
3986.375000	---	41.48	54.00	12.52	500.0	100.0	V	221.0	12.2
4192.000000	---	50.38	54.00	3.62	500.0	100.0	V	274.0	12.4
5557.000000	55.10	---	68.20	13.10	500.0	200.0	H	277.0	15.0
7695.500000	---	44.86	54.00	9.14	500.0	200.0	H	273.0	18.8
7955.375000	57.45	---	68.20	10.75	500.0	100.0	V	81.0	19.7

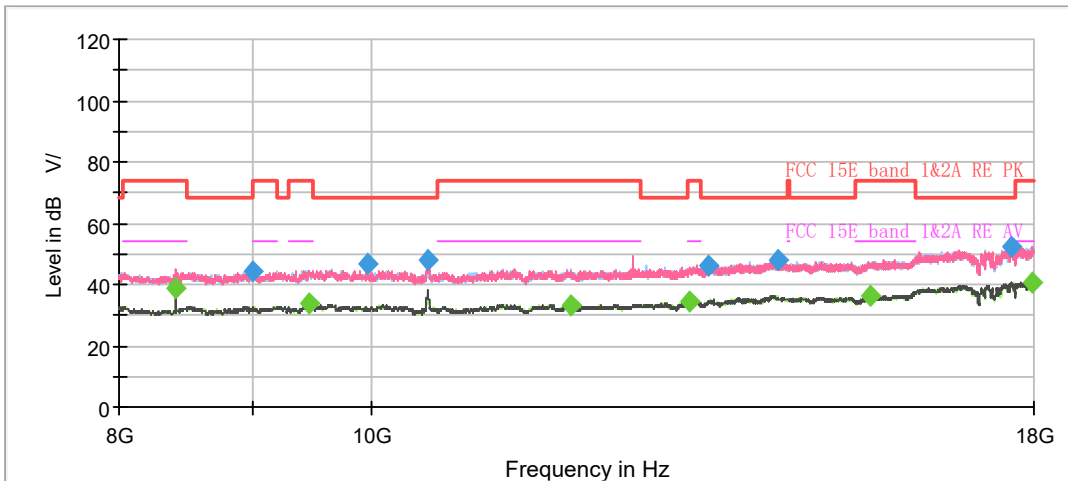
Remark: 1. Correction Factor = Antenna factor + Insertion loss (cable loss + amplifier gain)

2. Margin = Limit –MAX Peak/ Average

802.11ax (HE20) CH52



Note: The signal beyond the limit is carrier.
Radiates Emission from 1GHz to 8GHz



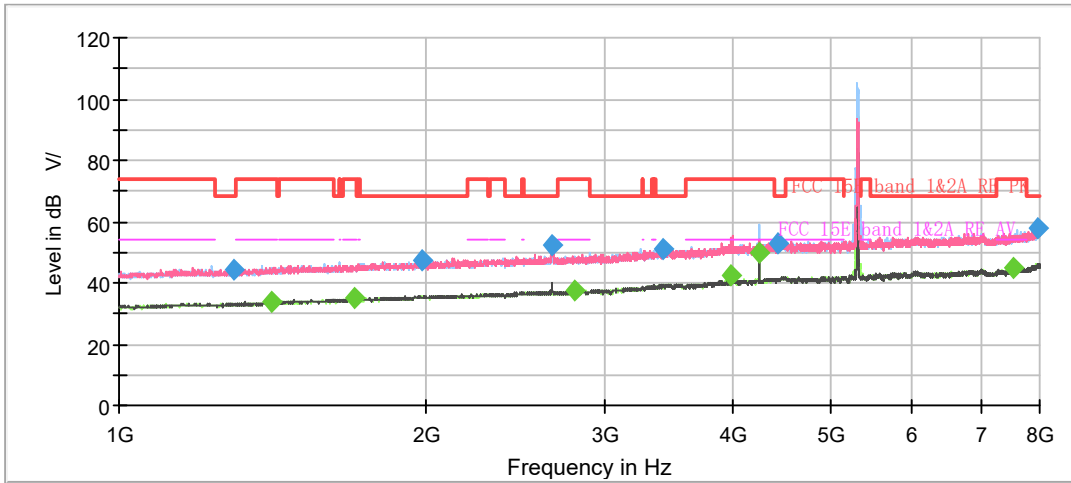
Radiates Emission from 8GHz to 18GHz

Frequency (MHz)	MaxPeak (dB μ V/m)	Average (dB μ V/m)	Limit (dB μ V/m)	Margin (dB)	Meas. Time (ms)	Height (cm)	Pol	Azimuth (deg)	Corr. (dB/m)
1282.625000	44.55	---	68.20	23.65	500.0	100.0	H	0.0	3.3
1331.625000	---	33.86	54.00	20.14	500.0	200.0	H	100.0	3.6
1721.875000	---	35.06	54.00	18.94	500.0	100.0	V	12.0	5.4
1805.875000	46.34	---	68.20	21.86	500.0	100.0	V	93.0	5.8
1995.750000	47.40	---	68.20	20.80	500.0	100.0	H	247.0	6.5
2654.625000	54.09	---	68.20	14.11	500.0	200.0	V	158.0	8.6
2776.250000	---	37.31	54.00	16.70	500.0	100.0	H	260.0	8.9
3984.625000	---	42.20	54.00	11.80	500.0	100.0	V	215.0	12.2
4207.750000	---	49.18	54.00	4.82	500.0	100.0	V	269.0	12.4
4428.250000	52.18	---	68.20	16.02	500.0	100.0	H	354.0	13.1
7694.625000	---	44.87	54.00	9.13	500.0	200.0	V	81.0	18.8
7963.250000	57.62	---	68.20	10.58	500.0	200.0	H	150.0	19.8

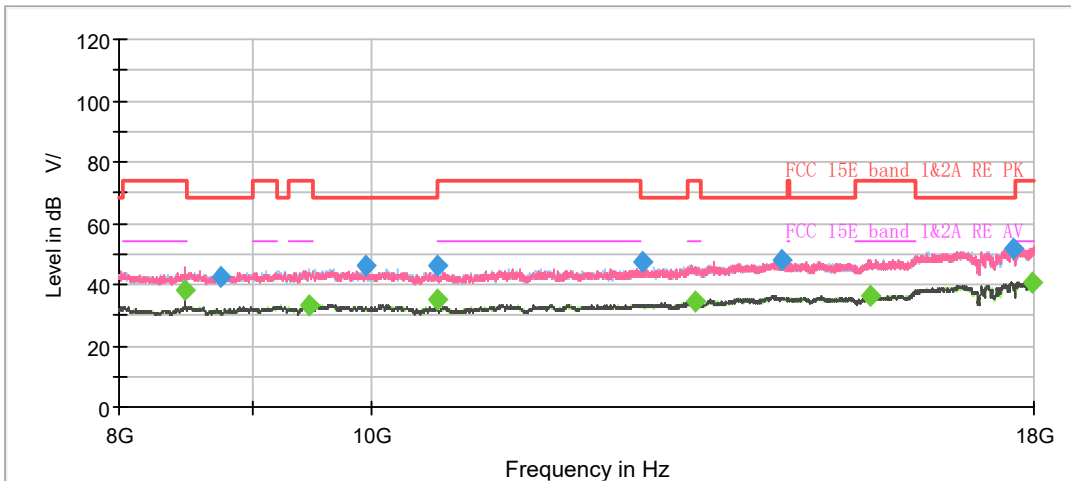
Remark: 1. Correction Factor = Antenna factor + Insertion loss (cable loss + amplifier gain)

2. Margin = Limit –MAX Peak/ Average

802.11ax (HE20) CH60



Note: The signal beyond the limit is carrier.
Radiates Emission from 1GHz to 8GHz



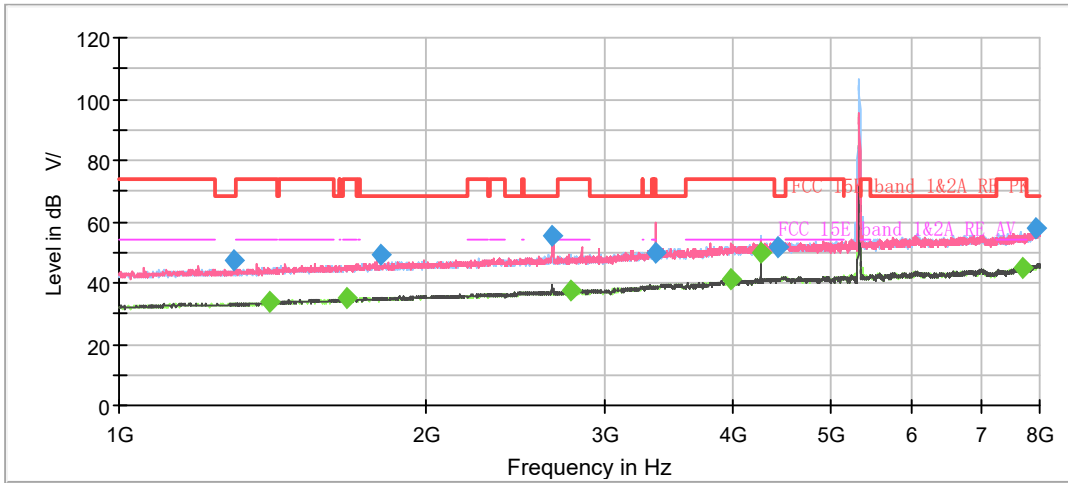
Radiates Emission from 8GHz to 18GHz

Frequency (MHz)	MaxPeak (dB μ V/m)	Average (dB μ V/m)	Limit (dB μ V/m)	Margin (dB)	Meas. Time (ms)	Height (cm)	Pol	Azimuth (deg)	Corr. (dB/m)
1297.500000	44.59	---	68.20	23.61	500.0	100.0	V	314.0	3.4
1409.500000	---	33.90	54.00	20.10	500.0	100.0	H	84.0	4.0
1703.500000	---	34.86	54.00	19.14	500.0	200.0	V	62.0	5.3
1984.375000	47.22	---	68.20	20.98	500.0	200.0	V	136.0	6.5
2654.625000	52.28	---	68.20	15.92	500.0	200.0	V	150.0	8.6
2792.875000	---	37.51	54.00	16.49	500.0	100.0	V	342.0	9.0
3415.000000	51.30	---	68.20	16.90	500.0	200.0	H	119.0	10.8
3982.875000	---	42.39	54.00	11.61	500.0	100.0	V	212.0	12.1
4240.125000	---	50.15	54.00	3.85	500.0	100.0	V	274.0	12.4
4434.375000	53.14	---	68.20	15.06	500.0	200.0	H	325.0	13.1
7526.625000	---	44.66	54.00	9.34	500.0	100.0	H	57.0	18.1
7963.250000	57.81	---	68.20	10.39	500.0	200.0	V	70.0	19.8

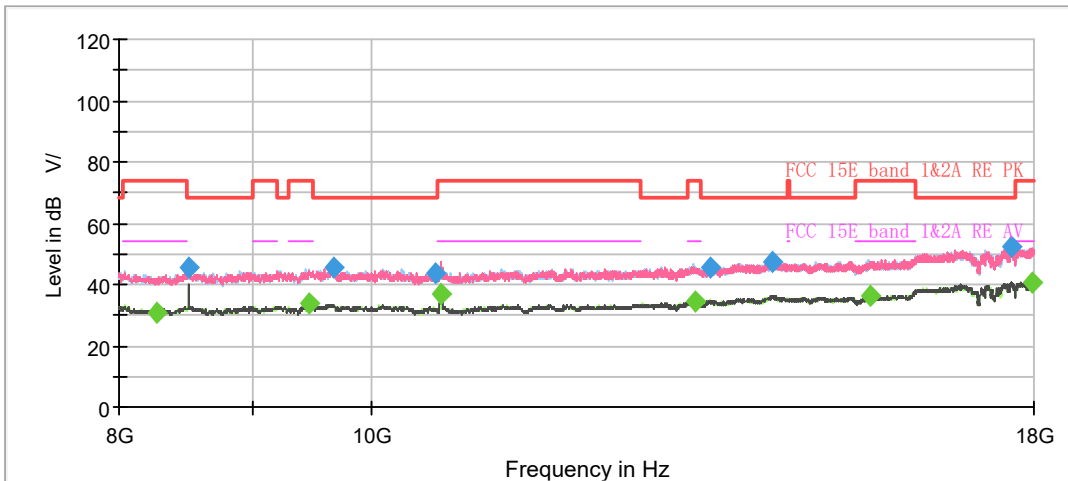
Remark: 1. Correction Factor = Antenna factor + Insertion loss (cable loss + amplifier gain)

2. Margin = Limit –MAX Peak/ Average

802.11ax (HE20) CH64



Note: The signal beyond the limit is carrier.
Radiates Emission from 1GHz to 8GHz



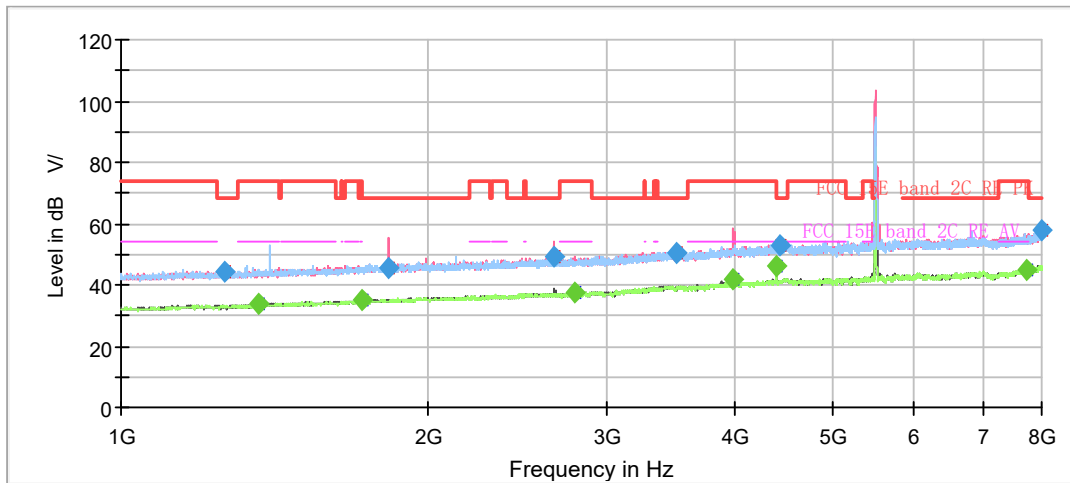
Radiates Emission from 8GHz to 18GHz

Frequency (MHz)	MaxPeak (dB μ V/m)	Average (dB μ V/m)	Limit (dB μ V/m)	Margin (dB)	Meas. Time (ms)	Height (cm)	Pol	Azimuth (deg)	Corr. (dB/m)
1298.375000	47.51	---	68.20	20.69	500.0	200.0	V	227.0	3.4
1404.250000	---	33.84	54.00	20.16	500.0	200.0	H	279.0	4.0
1676.375000	---	34.92	54.00	19.08	500.0	100.0	H	359.0	5.2
1804.125000	49.19	---	68.20	19.01	500.0	200.0	V	51.0	5.8
2655.500000	55.17	---	68.20	13.03	500.0	100.0	V	245.0	8.6
2774.500000	---	37.48	54.00	16.52	500.0	200.0	H	333.0	8.9
3358.125000	49.63	---	68.20	18.57	500.0	100.0	V	158.0	10.6
3989.875000	---	41.07	54.00	12.93	500.0	100.0	V	214.0	12.2
4255.875000	---	50.09	54.00	3.91	500.0	100.0	V	272.0	12.5
4438.750000	51.90	---	68.20	16.30	500.0	200.0	H	42.0	13.1
7697.250000	---	44.77	54.00	9.23	500.0	100.0	H	93.0	18.8
7947.500000	57.62	---	68.20	10.58	500.0	100.0	H	178.0	19.7

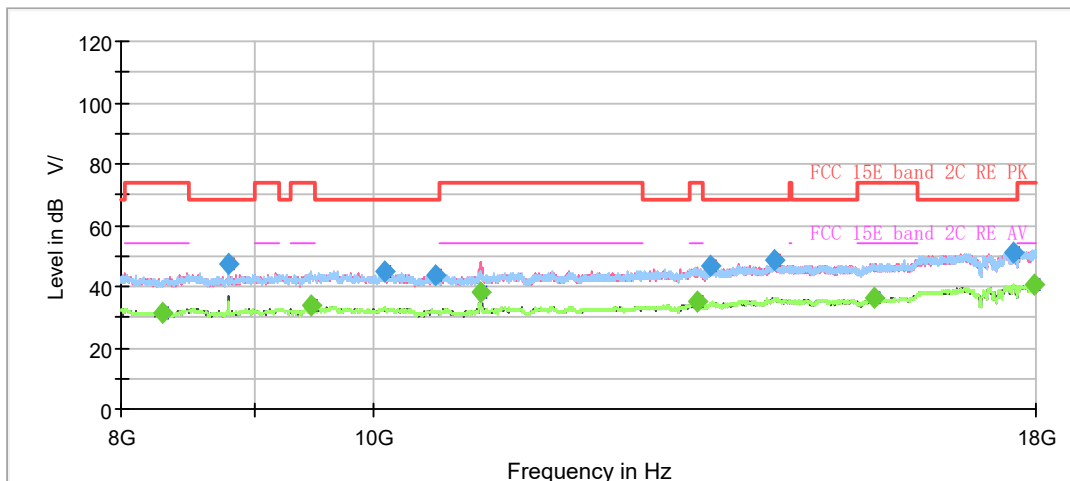
Remark: 1. Correction Factor = Antenna factor + Insertion loss (cable loss + amplifier gain)

2. Margin = Limit –MAX Peak/ Average

802.11ax (HE20) CH100



Note: The signal beyond the limit is carrier.
Radiates Emission from 1GHz to 8GHz



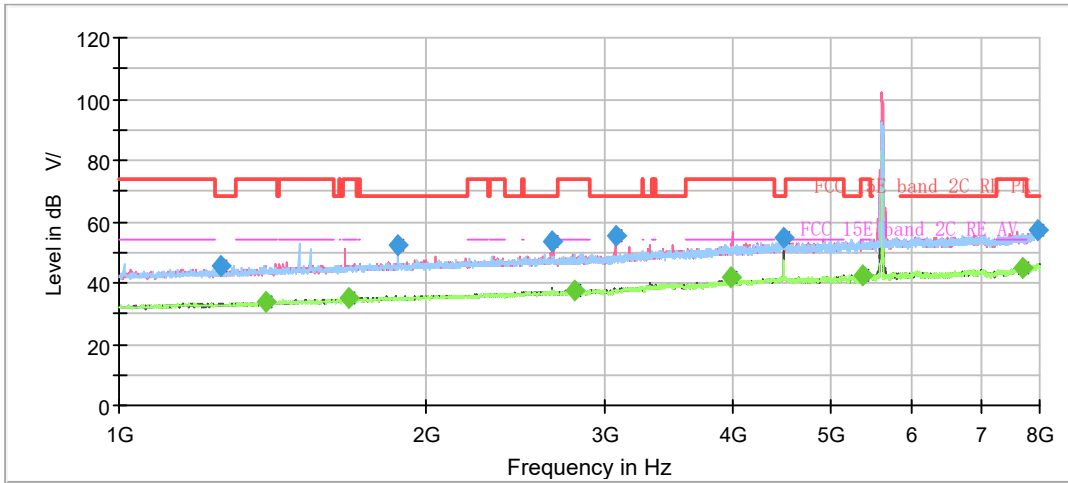
Radiates Emission from 8GHz to 18GHz

Frequency (MHz)	MaxPeak (dB μ V/m)	Average (dB μ V/m)	Limit (dB μ V/m)	Margin (dB)	Meas. Time (ms)	Height (cm)	Pol	Azimuth (deg)	Corr. (dB/m)
1265.125000	44.54	---	68.20	23.66	500.0	100.0	V	340.0	3.2
1364.000000	---	33.72	54.00	20.28	500.0	200.0	V	44.0	3.7
1721.000000	---	34.89	54.00	19.11	500.0	100.0	V	275.0	5.4
1829.500000	45.45	---	68.20	22.75	500.0	200.0	V	66.0	5.9
2657.250000	49.10	---	68.20	19.10	500.0	100.0	V	242.0	8.6
2791.125000	---	37.42	54.00	16.58	500.0	100.0	H	277.0	8.9
3512.125000	50.67	---	68.20	17.53	500.0	100.0	H	0.0	11.1
3987.250000	---	41.71	54.00	12.29	500.0	100.0	V	253.0	12.2
4399.375000	---	46.44	54.00	7.56	500.0	100.0	V	275.0	13.0
4431.750000	53.06	---	68.20	15.14	500.0	100.0	H	289.0	13.1
7717.375000	---	44.79	54.00	9.21	500.0	200.0	V	173.0	18.9
7987.750000	58.09	---	68.20	10.11	500.0	100.0	H	53.0	19.9

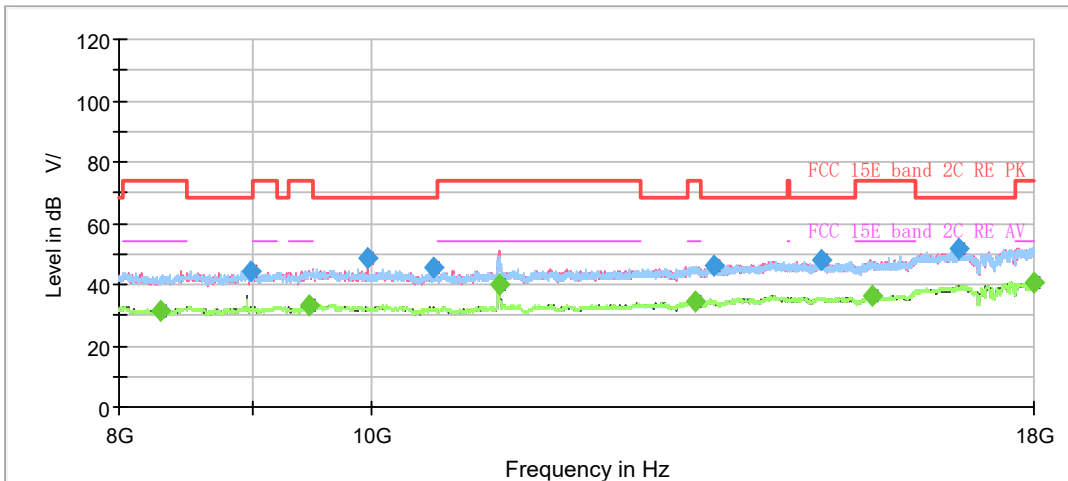
Remark: 1. Correction Factor = Antenna factor + Insertion loss (cable loss + amplifier gain)

2. Margin = Limit –MAX Peak/ Average

802.11ax (HE20) CH120



Note: The signal beyond the limit is carrier.
Radiates Emission from 1GHz to 8GHz



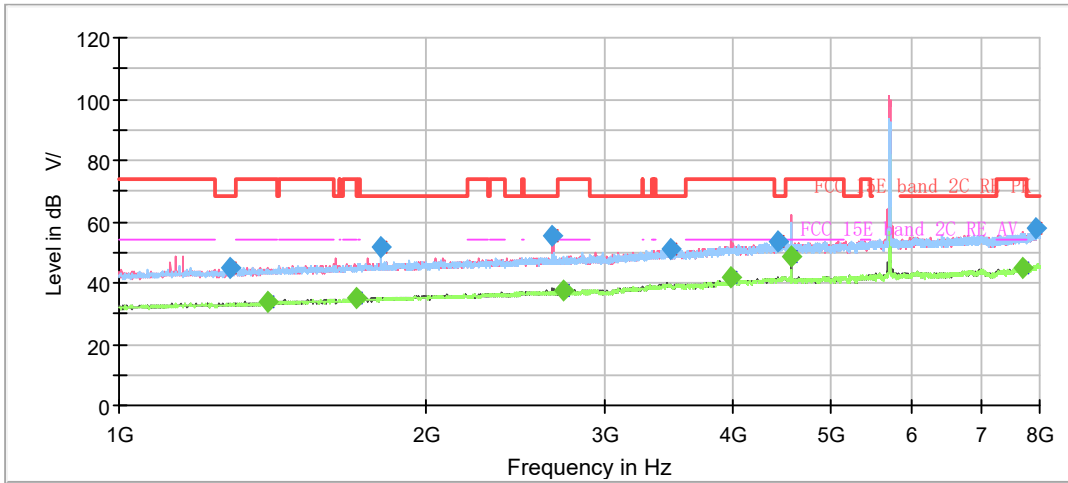
Radiates Emission from 8GHz to 18GHz

Frequency (MHz)	MaxPeak (dB μ V/m)	Average (dB μ V/m)	Limit (dB μ V/m)	Margin (dB)	Meas. Time (ms)	Height (cm)	Pol	Azimuth (deg)	Corr. (dB/m)
1259.000000	45.34	---	68.20	22.86	500.0	200.0	H	127.0	3.1
1391.125000	---	33.80	54.00	20.20	500.0	100.0	V	334.0	3.9
1679.000000	---	34.93	54.00	19.08	500.0	100.0	V	262.0	5.2
1877.625000	52.45	---	68.20	15.75	500.0	100.0	H	211.0	6.1
2654.625000	53.44	---	68.20	14.76	500.0	200.0	V	158.0	8.6
2799.875000	---	37.51	54.00	16.49	500.0	100.0	H	276.0	9.0
3066.750000	55.21	---	68.20	12.99	500.0	200.0	V	335.0	9.6
3990.750000	---	41.66	54.00	12.34	500.0	100.0	V	244.0	12.2
4479.875000	55.07	---	68.20	13.13	500.0	100.0	V	277.0	13.3
5371.500000	---	42.57	54.00	11.43	500.0	200.0	V	0.0	14.5
7687.625000	---	44.63	54.00	9.37	500.0	100.0	H	219.0	18.8
7957.125000	57.13	---	68.20	11.07	500.0	200.0	H	306.0	19.7

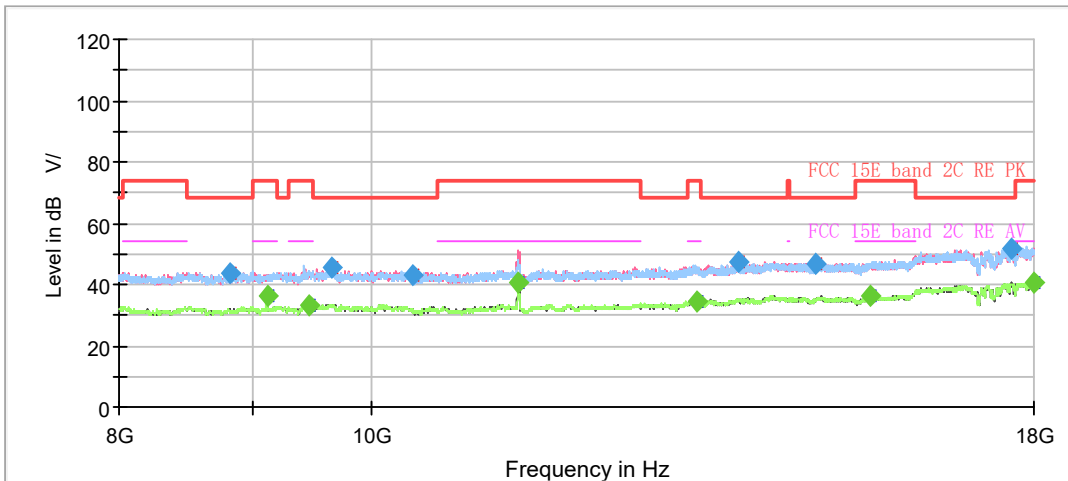
Remark: 1. Correction Factor = Antenna factor + Insertion loss (cable loss + amplifier gain)

2. Margin = Limit –MAX Peak/ Average

802.11ax (HE20) CH140



Note: The signal beyond the limit is carrier.
Radiates Emission from 1GHz to 8GHz



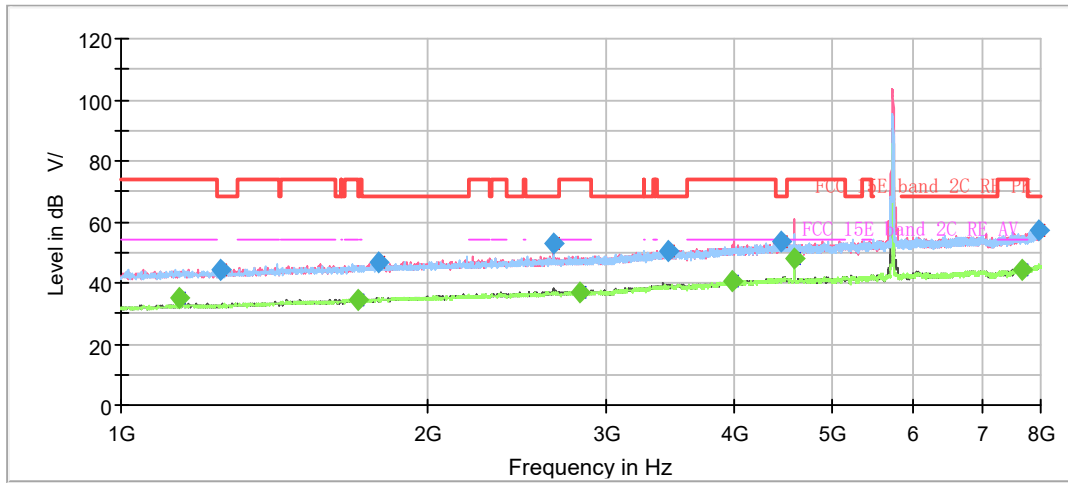
Radiates Emission from 8GHz to 18GHz

Frequency (MHz)	MaxPeak (dB μ V/m)	Average (dB μ V/m)	Limit (dB μ V/m)	Margin (dB)	Meas. Time (ms)	Height (cm)	Pol	Azimuth (deg)	Corr. (dB/m)
1287.000000	44.87	---	68.20	23.33	500.0	200.0	V	271.0	3.3
1400.750000	---	33.91	54.00	20.09	500.0	200.0	V	221.0	4.0
1705.250000	---	35.13	54.00	18.87	500.0	200.0	V	313.0	5.4
1806.750000	51.63	---	68.20	16.57	500.0	200.0	H	84.0	5.8
2657.250000	55.22	---	68.20	12.98	500.0	200.0	V	154.0	8.6
2728.125000	---	37.46	54.00	16.54	500.0	100.0	V	105.0	8.7
3473.625000	50.79	---	68.20	17.41	500.0	200.0	H	175.0	11.0
3987.250000	---	42.06	54.00	11.94	500.0	100.0	V	214.0	12.2
4429.125000	53.30	---	68.20	14.90	500.0	200.0	V	209.0	13.1
4560.375000	---	48.90	54.00	5.10	500.0	100.0	V	276.0	13.1
7687.625000	---	44.66	54.00	9.34	500.0	200.0	H	193.0	18.8
7941.375000	57.92	---	68.20	10.28	500.0	100.0	V	178.0	19.7

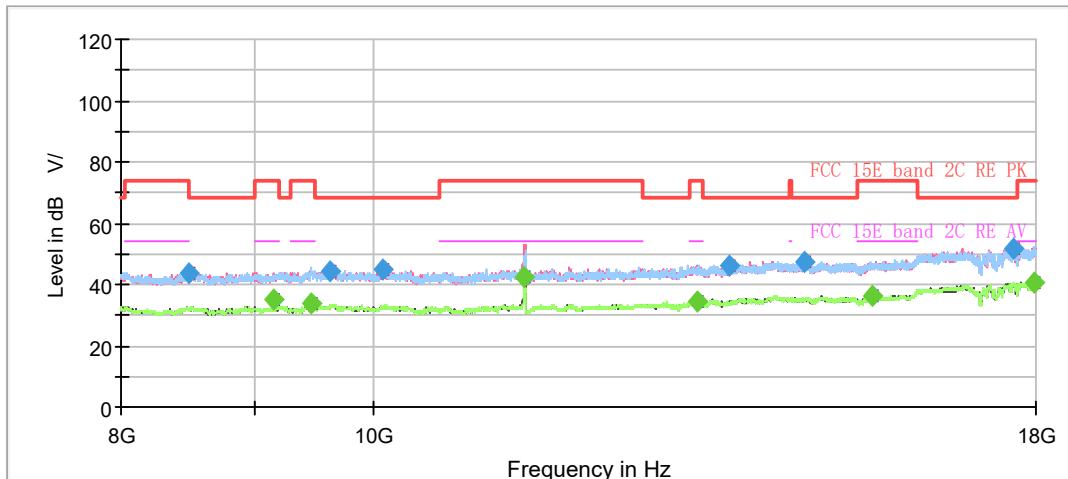
Remark: 1. Correction Factor = Antenna factor + Insertion loss (cable loss + amplifier gain)

2. Margin = Limit –MAX Peak/ Average

802.11ax (HE20) CH144



Note: The signal beyond the limit is carrier.
Radiates Emission from 1GHz to 8GHz

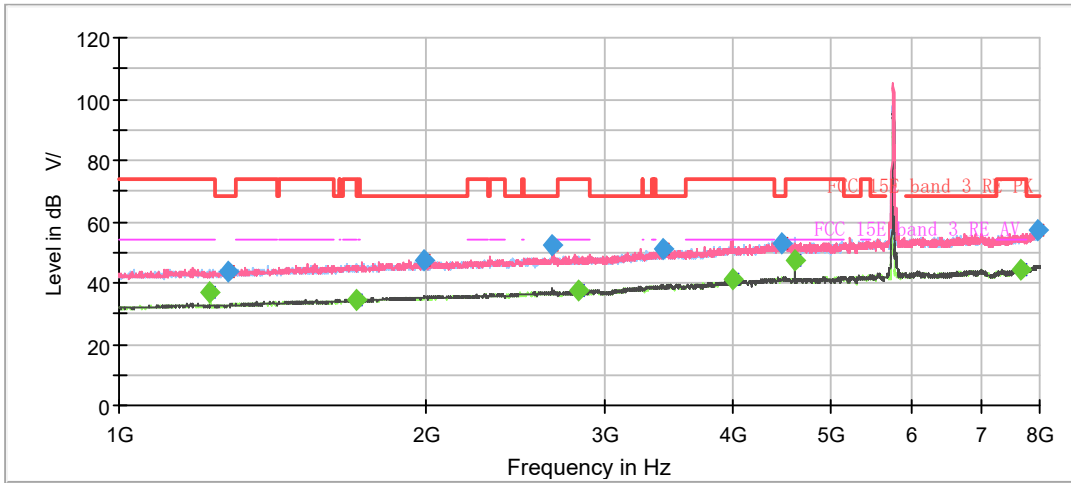


Radiates Emission from 8GHz to 18GHz

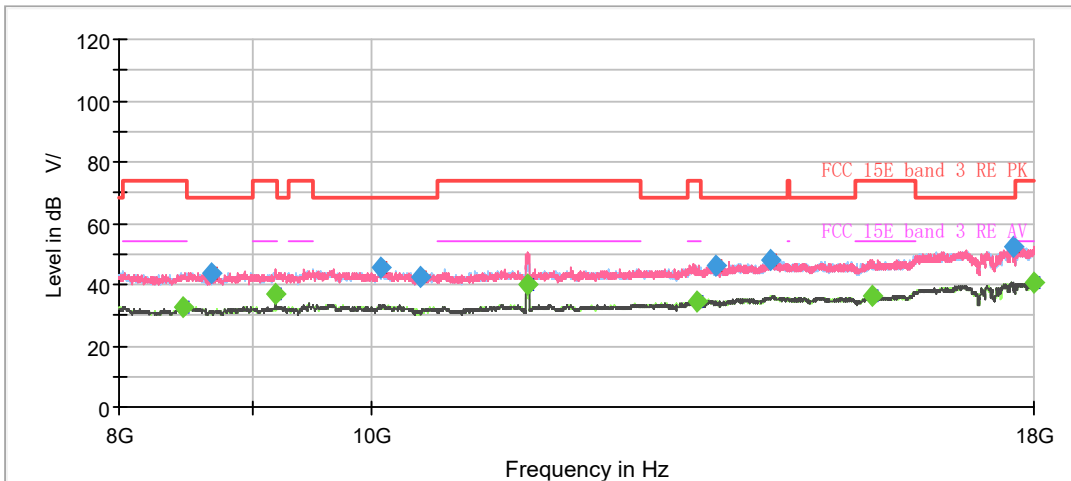
Frequency (MHz)	MaxPeak (dB μ V/m)	Average (dB μ V/m)	Limit (dB μ V/m)	Margin (dB)	Meas. Time (ms)	Height (cm)	Pol	Azimuth (deg)	Corr. (dB/m)
1140.000000	---	35.14	54.00	18.86	500.0	100.0	V	145.0	2.4
1252.000000	44.18	---	68.20	24.02	500.0	200.0	H	211.0	3.1
1706.125000	---	34.71	54.00	19.29	500.0	200.0	V	117.0	5.4
1791.875000	46.90	---	68.20	21.30	500.0	100.0	H	0.0	5.7
2662.500000	52.74	---	68.20	15.46	500.0	200.0	V	173.0	8.6
2818.250000	---	37.07	54.00	16.93	500.0	100.0	H	151.0	9.0
3451.750000	50.71	---	68.20	17.49	500.0	100.0	H	115.0	10.9
3986.375000	---	40.87	54.00	13.13	500.0	100.0	V	0.0	12.2
4441.375000	53.42	---	68.20	14.78	500.0	200.0	V	99.0	13.1
4576.125000	---	48.19	54.00	5.81	500.0	100.0	H	127.0	13.1
7676.250000	---	44.54	54.00	9.46	500.0	200.0	V	56.0	18.7
7967.625000	57.45	---	68.20	10.75	500.0	200.0	H	217.0	19.8

Remark: 1. Correction Factor = Antenna factor + Insertion loss (cable loss + amplifier gain)
2. Margin = Limit –MAX Peak/ Average

802.11ax (HE20) CH149



Note: The signal beyond the limit is carrier.
Radiates Emission from 1GHz to 8GHz



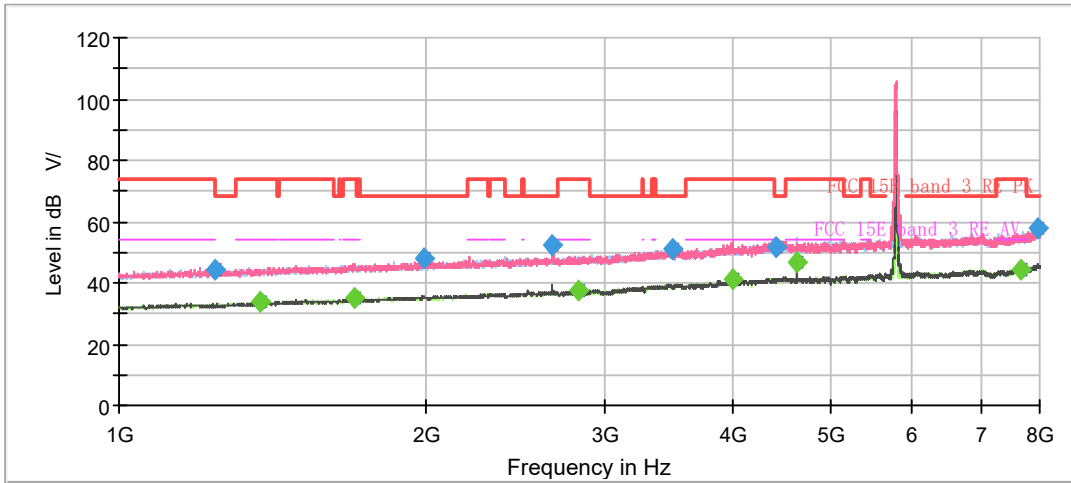
Radiates Emission from 8GHz to 18GHz

Frequency (MHz)	MaxPeak (dB μ V/m)	Average (dB μ V/m)	Limit (dB μ V/m)	Margin (dB)	Meas. Time (ms)	Height (cm)	Pol	Azimuth (deg)	Corr. (dB/m)
1228.375000	---	36.73	54.00	17.27	500.0	100.0	H	232.0	3.0
1277.375000	43.96	---	68.20	24.24	500.0	200.0	V	354.0	3.2
1707.875000	---	34.55	54.00	19.45	500.0	200.0	V	181.0	5.4
1994.000000	47.64	---	68.20	20.56	500.0	100.0	V	166.0	6.5
2663.375000	52.09	---	68.20	16.11	500.0	100.0	V	141.0	8.6
2817.375000	---	37.34	54.00	16.66	500.0	200.0	V	330.0	9.0
3417.625000	50.92	---	68.20	17.28	500.0	200.0	V	113.0	10.8
3994.250000	---	41.33	54.00	12.67	500.0	100.0	V	233.0	12.2
4461.500000	52.69	---	68.20	15.51	500.0	100.0	H	351.0	13.2
4596.250000	---	47.69	54.00	6.31	500.0	100.0	V	115.0	13.1
7683.250000	---	44.54	54.00	9.46	500.0	200.0	H	274.0	18.8
7961.500000	57.13	---	68.20	11.07	500.0	200.0	H	22.0	19.7

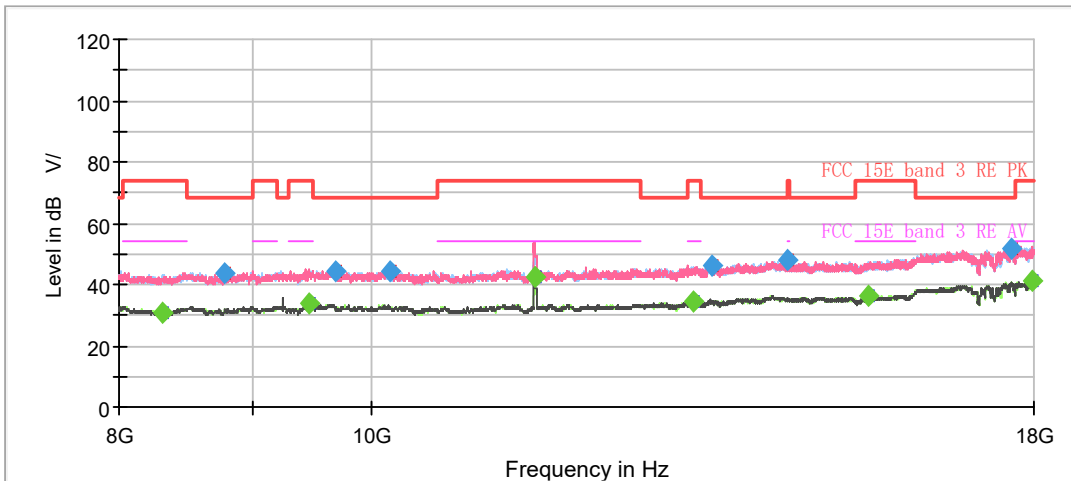
Remark: 1. Correction Factor = Antenna factor + Insertion loss (cable loss + amplifier gain)

2. Margin = Limit –MAX Peak/ Average

802.11ax (HE20) CH157



Note: The signal beyond the limit is carrier.
Radiates Emission from 1GHz to 8GHz



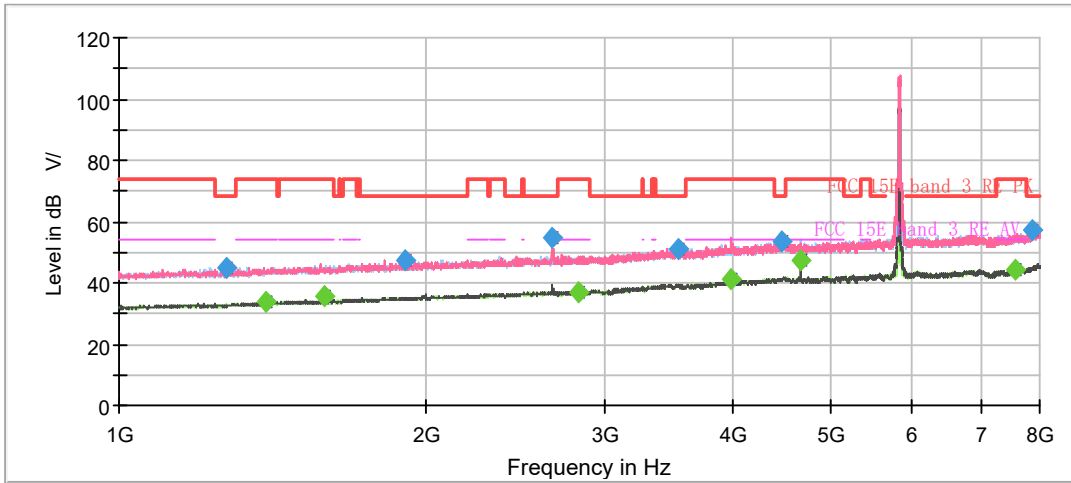
Radiates Emission from 8GHz to 18GHz

Frequency (MHz)	MaxPeak (dB μ V/m)	Average (dB μ V/m)	Limit (dB μ V/m)	Margin (dB)	Meas. Time (ms)	Height (cm)	Pol	Azimuth (deg)	Corr. (dB/m)
1242.375000	44.24	---	68.20	23.96	500.0	100.0	H	0.0	3.1
1377.125000	---	33.76	54.00	20.24	500.0	100.0	H	329.0	3.8
1700.000000	---	34.79	54.00	19.21	500.0	200.0	H	38.0	5.3
1995.750000	47.76	---	68.20	20.44	500.0	100.0	V	170.0	6.5
2664.250000	52.15	---	68.20	16.05	500.0	100.0	V	189.0	8.6
2819.125000	---	37.31	54.00	16.69	500.0	100.0	H	285.0	9.0
3484.125000	51.02	---	68.20	17.18	500.0	100.0	H	254.0	11.0
3992.500000	---	40.93	54.00	13.07	500.0	100.0	V	356.0	12.2
4406.375000	51.42	---	68.20	16.78	500.0	100.0	H	186.0	13.0
4627.750000	---	46.63	54.00	7.37	500.0	100.0	H	149.0	13.3
7683.250000	---	44.54	54.00	9.46	500.0	100.0	V	62.0	18.8
7965.875000	57.69	---	68.20	10.51	500.0	100.0	H	119.0	19.8

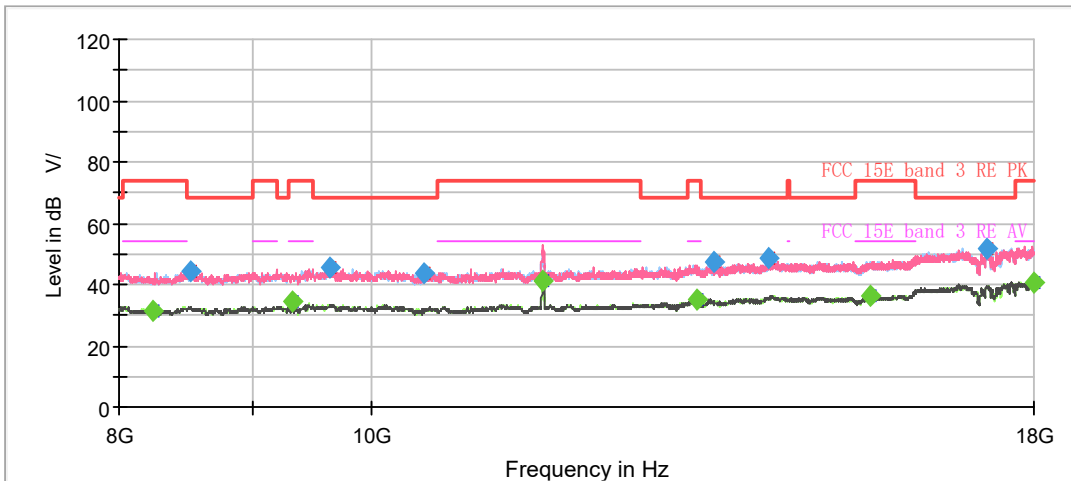
Remark: 1. Correction Factor = Antenna factor + Insertion loss (cable loss + amplifier gain)

2. Margin = Limit –MAX Peak/ Average

802.11ax (HE20) CH165



Note: The signal beyond the limit is carrier.
Radiates Emission from 1GHz to 8GHz



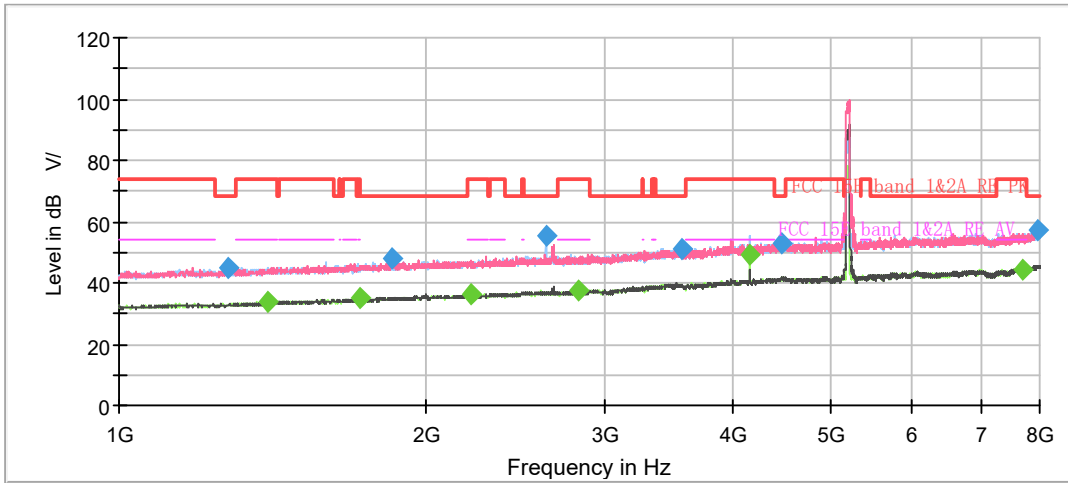
Radiates Emission from 8GHz to 18GHz

Frequency (MHz)	MaxPeak (dB μ V/m)	Average (dB μ V/m)	Limit (dB μ V/m)	Margin (dB)	Meas. Time (ms)	Height (cm)	Pol	Azimuth (deg)	Corr. (dB/m)
1274.750000	45.07	---	68.20	23.13	500.0	100.0	V	37.0	3.2
1392.875000	---	33.69	54.00	20.31	500.0	200.0	V	346.0	3.9
1587.125000	---	35.66	54.00	18.34	500.0	200.0	V	252.0	4.8
1910.875000	47.47	---	68.20	20.73	500.0	200.0	V	96.0	6.2
2660.750000	54.68	---	68.20	13.52	500.0	200.0	V	158.0	8.6
2825.250000	---	37.16	54.00	16.84	500.0	200.0	V	339.0	9.1
3531.375000	51.36	---	68.20	16.84	500.0	100.0	H	146.0	11.1
3989.875000	---	41.43	54.00	12.57	500.0	200.0	V	208.0	12.2
4460.625000	53.47	---	68.20	14.73	500.0	100.0	H	347.0	13.2
4660.125000	---	47.25	54.00	6.75	500.0	200.0	V	58.0	13.3
7559.875000	---	44.50	54.00	9.50	500.0	100.0	H	269.0	18.2
7849.500000	57.08	---	68.20	11.12	500.0	200.0	V	314.0	19.3

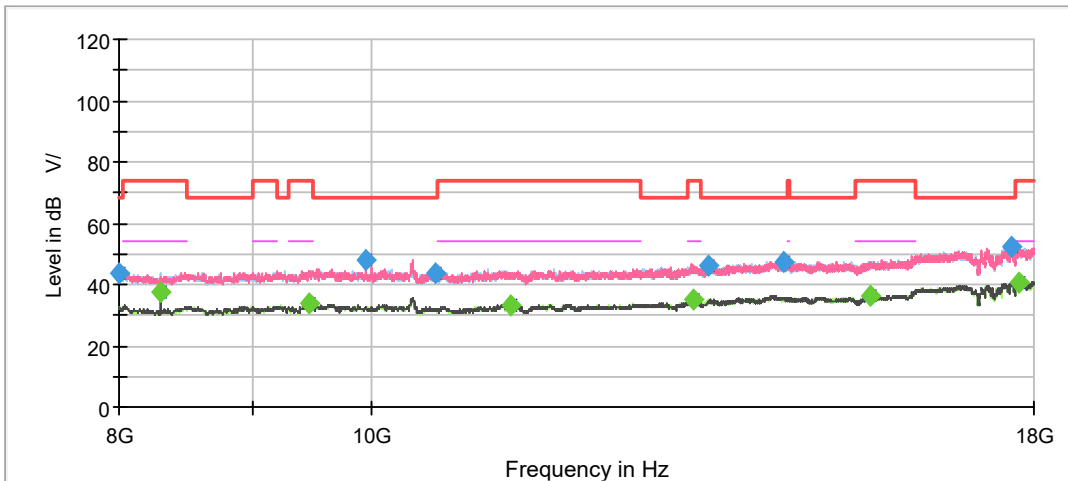
Remark: 1. Correction Factor = Antenna factor + Insertion loss (cable loss + amplifier gain)

2. Margin = Limit –MAX Peak/ Average

802.11ax (HE40) CH38



Note: The signal beyond the limit is carrier.
Radiates Emission from 1GHz to 8GHz



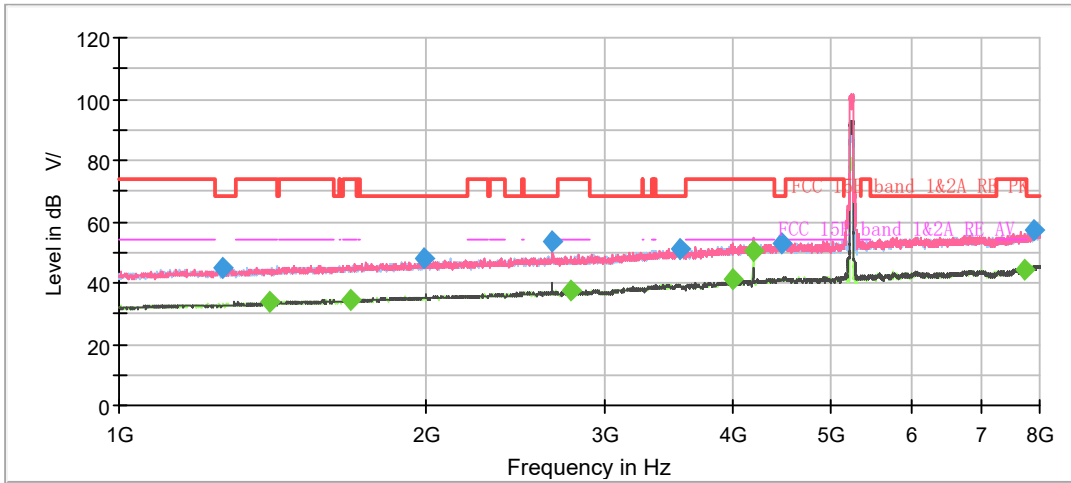
Radiates Emission from 8GHz to 18GHz

Frequency (MHz)	MaxPeak (dB μ V/m)	Average (dB μ V/m)	Limit (dB μ V/m)	Margin (dB)	Meas. Time (ms)	Height (cm)	Pol	Azimuth (deg)	Corr. (dB/m)
1281.750000	44.69	---	68.20	23.51	500.0	100.0	H	313.0	3.3
1399.000000	---	33.59	54.00	20.41	500.0	200.0	V	99.0	4.0
1721.875000	---	34.95	54.00	19.05	500.0	100.0	H	227.0	5.4
1855.750000	47.91	---	68.20	20.29	500.0	200.0	H	155.0	6.0
2217.125000	---	36.23	54.00	17.77	500.0	200.0	V	249.0	7.3
2620.500000	55.40	---	68.20	12.80	500.0	100.0	H	353.0	8.5
2820.000000	---	37.31	54.00	16.69	500.0	200.0	V	291.0	9.0
3562.875000	51.31	---	68.20	16.89	500.0	200.0	V	104.0	11.1
4151.750000	---	49.00	54.00	5.00	500.0	100.0	H	141.0	12.2
4462.375000	53.15	---	68.20	15.05	500.0	200.0	H	354.0	13.2
7690.250000	---	44.46	54.00	9.54	500.0	100.0	H	178.0	18.8
7968.500000	57.48	---	68.20	10.72	500.0	100.0	H	353.0	19.8

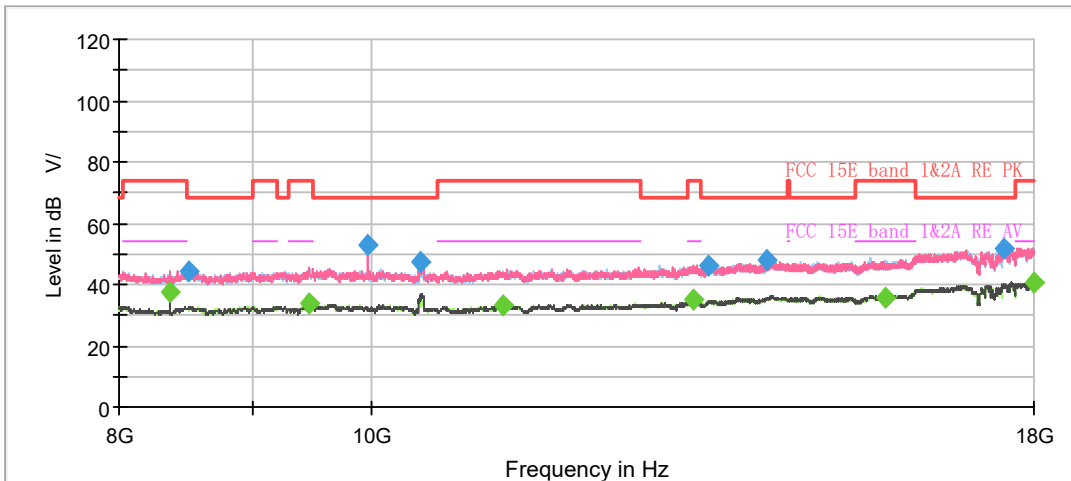
Remark: 1. Correction Factor = Antenna factor + Insertion loss (cable loss + amplifier gain)

2. Margin = Limit –MAX Peak/ Average

802.11ax (HE40) CH46



Note: The signal beyond the limit is carrier.
Radiates Emission from 1GHz to 8GHz



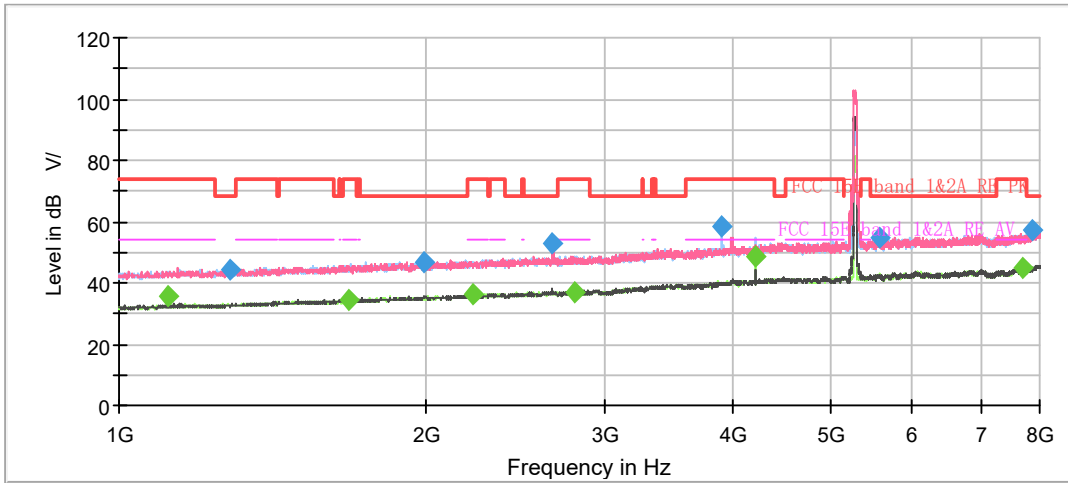
Radiates Emission from 8GHz to 18GHz

Frequency (MHz)	MaxPeak (dB μ V/m)	Average (dB μ V/m)	Limit (dB μ V/m)	Margin (dB)	Meas. Time (ms)	Height (cm)	Pol	Azimuth (deg)	Corr. (dB/m)
1261.625000	44.62	---	68.20	23.58	500.0	200.0	V	101.0	3.2
1405.125000	---	33.59	54.00	20.41	500.0	100.0	H	28.0	4.0
1689.500000	---	34.68	54.00	19.32	500.0	200.0	V	229.0	5.3
1994.875000	47.70	---	68.20	20.50	500.0	100.0	V	171.0	6.5
2661.625000	53.42	---	68.20	14.78	500.0	100.0	V	166.0	8.6
2777.125000	---	37.24	54.00	16.76	500.0	200.0	V	179.0	8.9
3543.625000	50.96	---	68.20	17.24	500.0	200.0	H	152.0	11.2
3996.000000	---	41.04	54.00	12.96	500.0	100.0	V	0.0	12.2
4184.125000	---	50.16	54.00	3.84	500.0	100.0	H	186.0	12.4
4459.750000	52.67	---	68.20	15.53	500.0	200.0	H	265.0	13.2
7716.500000	---	44.49	54.00	9.51	500.0	100.0	H	163.0	18.9
7901.125000	57.01	---	68.20	11.19	500.0	100.0	H	350.0	19.5

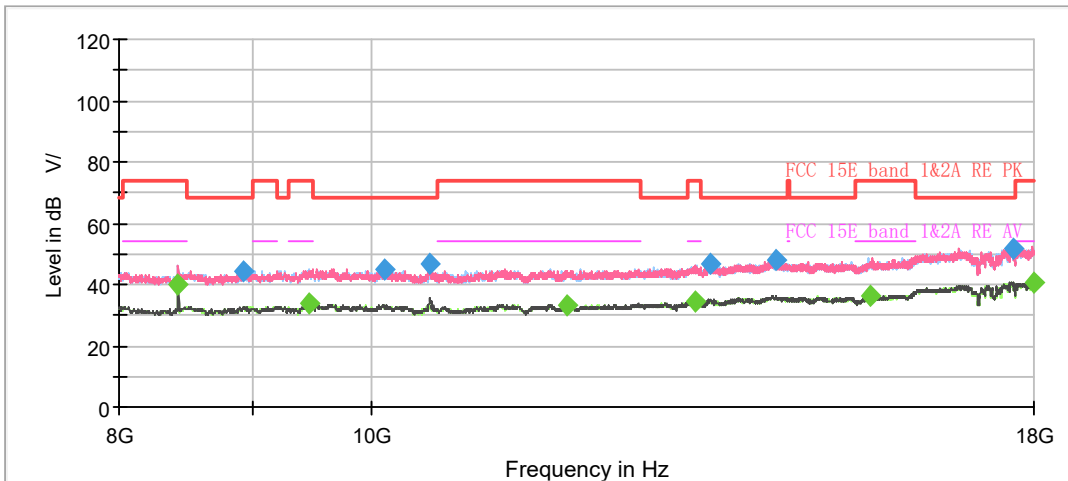
Remark: 1. Correction Factor = Antenna factor + Insertion loss (cable loss + amplifier gain)

2. Margin = Limit –MAX Peak/ Average

802.11ax (HE40) CH54



Note: The signal beyond the limit is carrier.
Radiates Emission from 1GHz to 8GHz



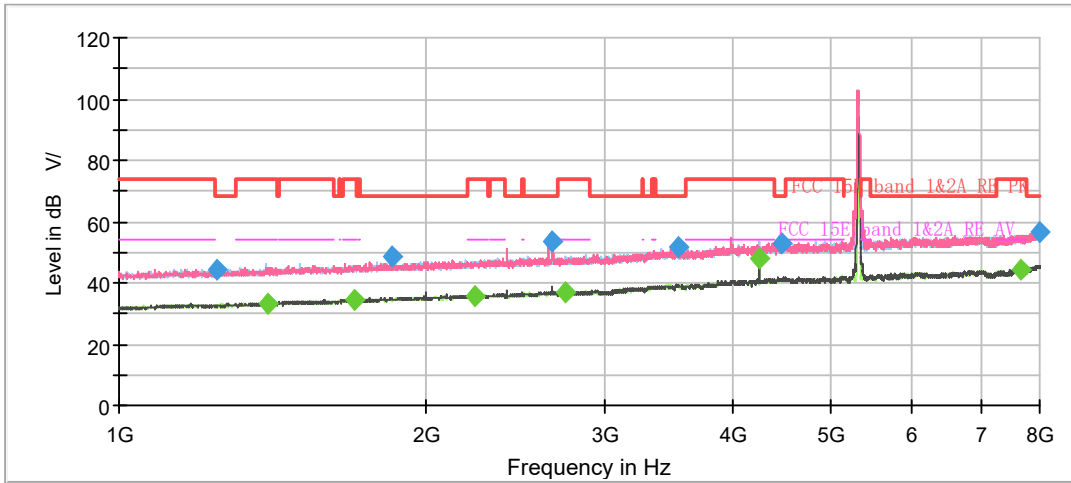
Radiates Emission from 8GHz to 18GHz

Frequency (MHz)	MaxPeak (dB μ V/m)	Average (dB μ V/m)	Limit (dB μ V/m)	Margin (dB)	Meas. Time (ms)	Height (cm)	Pol	Azimuth (deg)	Corr. (dB/m)
1117.250000	---	35.51	54.00	18.49	500.0	200.0	V	0.0	2.3
1282.625000	44.35	---	68.20	23.85	500.0	200.0	V	359.0	3.3
1683.375000	---	34.68	54.00	19.32	500.0	200.0	V	339.0	5.3
1991.375000	46.66	---	68.20	21.54	500.0	100.0	V	117.0	6.5
2228.500000	---	36.00	54.00	18.00	500.0	200.0	H	9.0	7.3
2663.375000	52.69	---	68.20	15.51	500.0	100.0	V	274.0	8.6
2802.500000	---	37.03	54.00	16.97	500.0	100.0	H	81.0	9.0
3893.625000	58.48	---	74.00	15.52	500.0	100.0	H	267.0	11.8
4215.625000	---	48.44	54.00	5.56	500.0	100.0	H	138.0	12.4
5578.000000	54.70	---	68.20	13.50	500.0	200.0	H	14.0	15.1
7698.125000	---	44.74	54.00	9.26	500.0	200.0	V	199.0	18.8
7881.000000	57.18	---	68.20	11.02	500.0	100.0	V	64.0	19.4

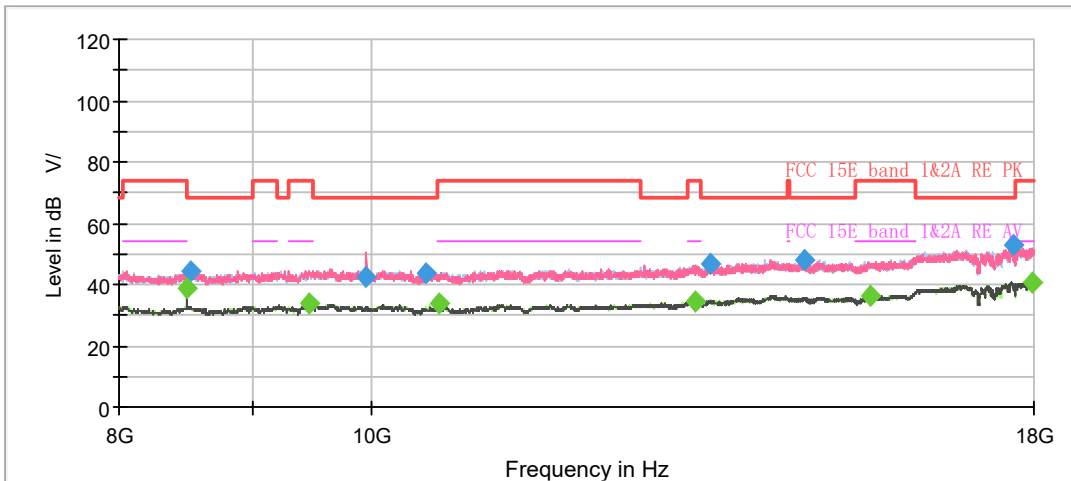
Remark: 1. Correction Factor = Antenna factor + Insertion loss (cable loss + amplifier gain)

2. Margin = Limit –MAX Peak/ Average

802.11ax (HE40) CH62



Note: The signal beyond the limit is carrier.
Radiates Emission from 1GHz to 8GHz



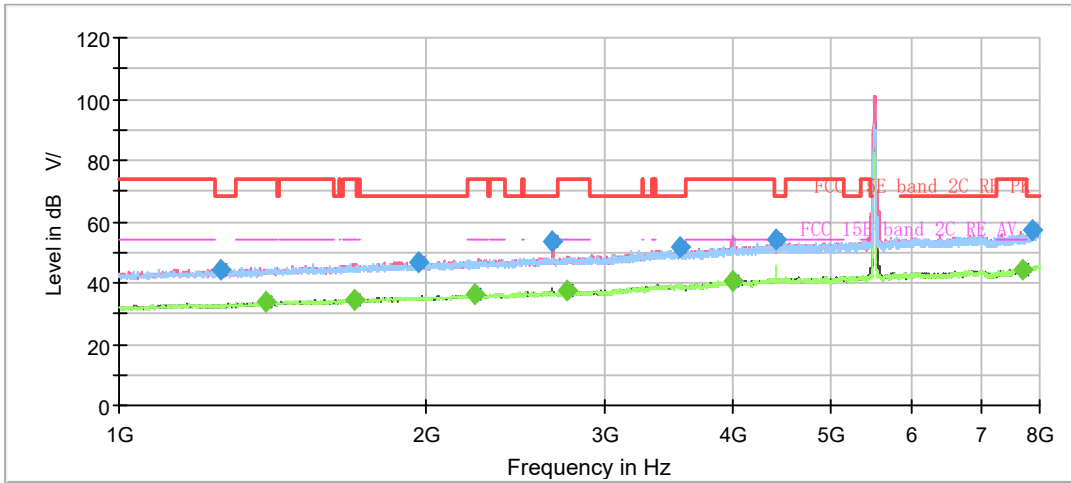
Radiates Emission from 8GHz to 18GHz

Frequency (MHz)	MaxPeak (dB μ V/m)	Average (dB μ V/m)	Limit (dB μ V/m)	Margin (dB)	Meas. Time (ms)	Height (cm)	Pol	Azimuth (deg)	Corr. (dB/m)
1246.750000	44.24	---	68.20	23.96	500.0	200.0	H	0.0	3.1
1397.250000	---	33.50	54.00	20.50	500.0	100.0	H	184.0	3.9
1699.125000	---	34.71	54.00	19.29	500.0	200.0	V	154.0	5.3
1850.500000	48.79	---	68.20	19.41	500.0	200.0	V	0.0	6.0
2232.875000	---	35.95	54.00	18.05	500.0	100.0	H	289.0	7.4
2663.375000	53.80	---	68.20	14.40	500.0	200.0	V	163.0	8.6
2742.125000	---	37.04	54.00	16.96	500.0	200.0	H	28.0	8.8
3535.750000	51.46	---	68.20	16.74	500.0	200.0	V	178.0	11.2
4248.000000	---	47.80	54.00	6.20	500.0	100.0	H	142.0	12.5
4472.000000	53.23	---	68.20	14.97	500.0	100.0	V	11.0	13.3
7656.125000	---	44.52	54.00	9.48	500.0	200.0	V	212.0	18.6
7985.125000	56.88	---	68.20	11.32	500.0	100.0	H	324.0	19.9

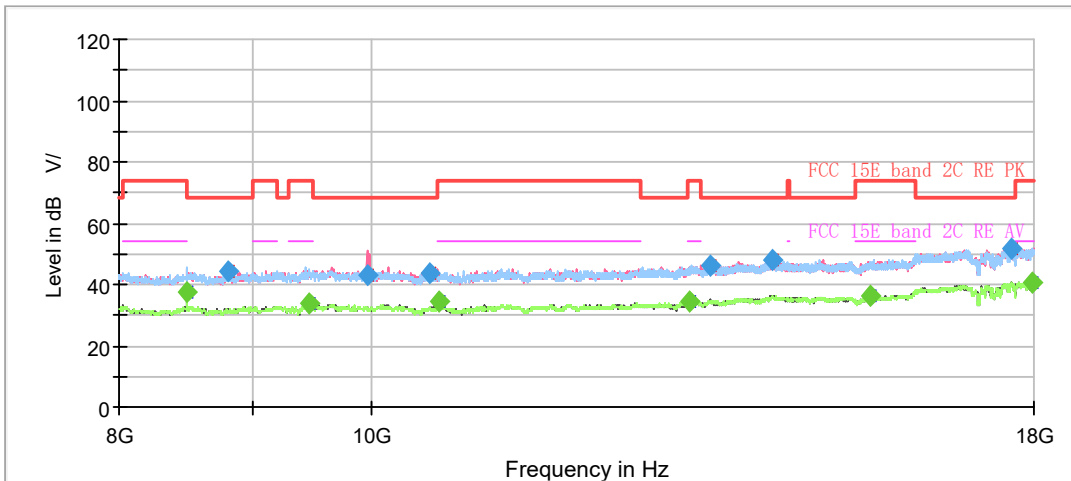
Remark: 1. Correction Factor = Antenna factor + Insertion loss (cable loss + amplifier gain)

2. Margin = Limit –MAX Peak/ Average

802.11ax (HE40) CH102



Note: The signal beyond the limit is carrier.
Radiates Emission from 1GHz to 8GHz



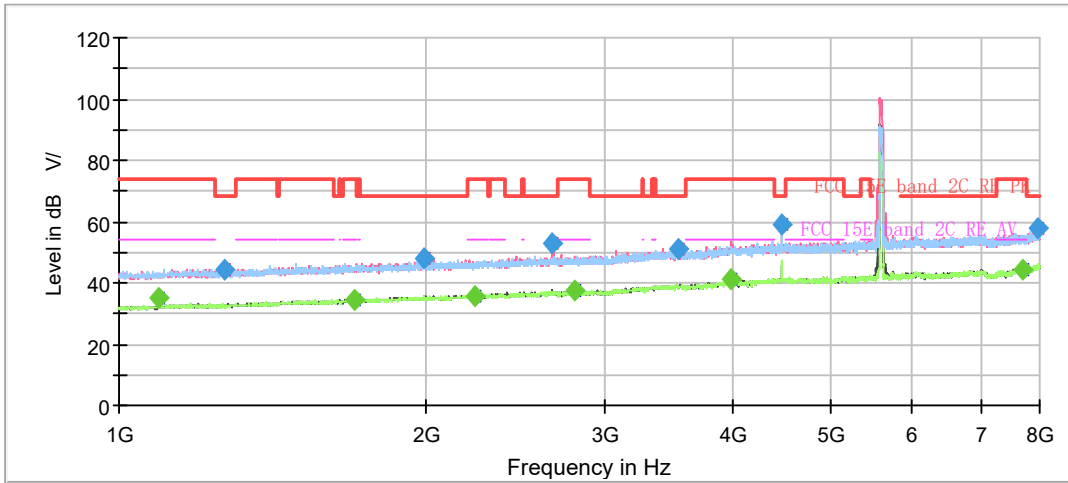
Radiates Emission from 8GHz to 18GHz

Frequency (MHz)	MaxPeak (dB μ V/m)	Average (dB μ V/m)	Limit (dB μ V/m)	Margin (dB)	Meas. Time (ms)	Height (cm)	Pol	Azimuth (deg)	Corr. (dB/m)
1260.750000	44.31	---	68.20	23.89	500.0	200.0	V	351.0	3.2
1393.750000	---	33.77	54.00	20.23	500.0	200.0	V	112.0	3.9
1704.375000	---	34.67	54.00	19.33	500.0	100.0	V	338.0	5.3
1970.375000	46.90	---	68.20	21.30	500.0	100.0	V	244.0	6.4
2236.375000	---	36.14	54.00	17.86	500.0	100.0	V	206.0	7.4
2657.250000	53.47	---	68.20	14.73	500.0	200.0	V	173.0	8.6
2754.375000	---	37.52	54.00	16.48	500.0	200.0	H	289.0	8.8
3557.625000	51.58	---	68.20	16.62	500.0	100.0	V	151.0	11.1
3998.625000	---	40.70	54.00	13.30	500.0	100.0	V	0.0	12.2
4408.125000	54.07	---	68.20	14.13	500.0	100.0	V	120.0	13.0
7713.000000	---	44.40	54.00	9.60	500.0	100.0	H	30.0	18.9
7864.375000	57.39	---	68.20	10.81	500.0	100.0	V	56.0	19.4

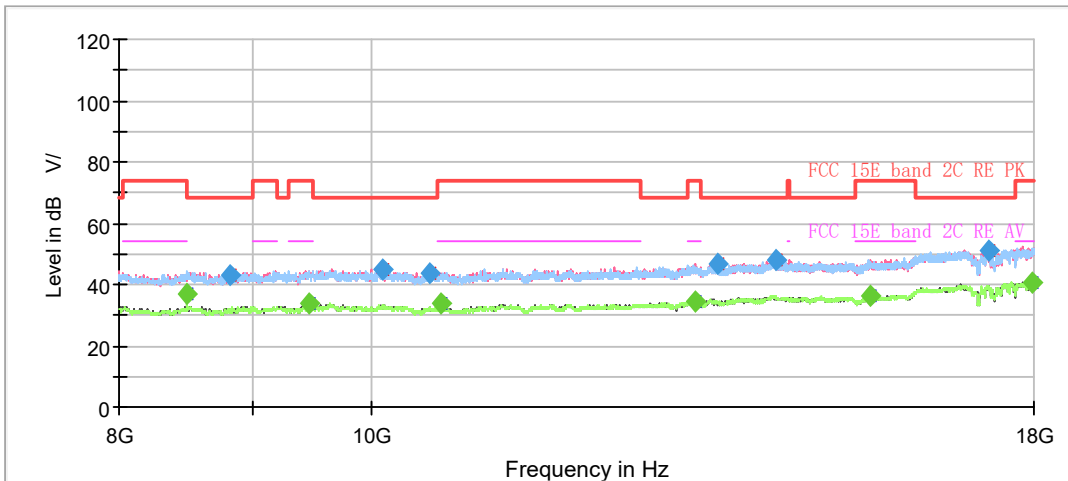
Remark: 1. Correction Factor = Antenna factor + Insertion loss (cable loss + amplifier gain)

2. Margin = Limit –MAX Peak/ Average

802.11ax (HE40) CH118



Note: The signal beyond the limit is carrier.
Radiates Emission from 1GHz to 8GHz



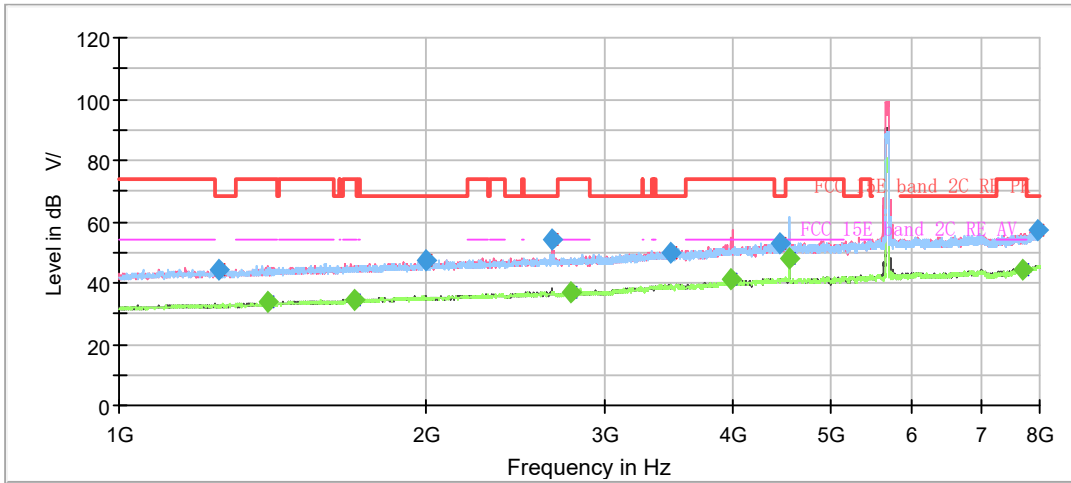
Radiates Emission from 8GHz to 18GHz

Frequency (MHz)	MaxPeak (dB μ V/m)	Average (dB μ V/m)	Limit (dB μ V/m)	Margin (dB)	Meas. Time (ms)	Height (cm)	Pol	Azimuth (deg)	Corr. (dB/m)
1093.625000	---	34.95	54.00	19.05	500.0	200.0	H	323.0	2.2
1270.375000	44.10	---	68.20	24.10	500.0	200.0	V	223.0	3.2
1701.750000	---	34.50	54.00	19.50	500.0	200.0	H	223.0	5.3
1990.500000	48.08	---	68.20	20.12	500.0	200.0	V	169.0	6.5
2230.250000	---	35.47	54.00	18.53	500.0	100.0	V	55.0	7.4
2658.125000	52.74	---	68.20	15.46	500.0	200.0	V	163.0	8.6
2794.625000	---	37.33	54.00	16.67	500.0	100.0	H	125.0	9.0
3531.375000	50.90	---	68.20	17.30	500.0	100.0	V	24.0	11.1
3990.750000	---	40.95	54.00	13.05	500.0	100.0	V	353.0	12.2
4472.000000	59.04	---	68.20	9.16	500.0	200.0	H	82.0	13.3
7692.875000	---	44.38	54.00	9.62	500.0	100.0	V	180.0	18.8
7972.875000	58.13	---	68.20	10.07	500.0	200.0	H	206.0	19.8

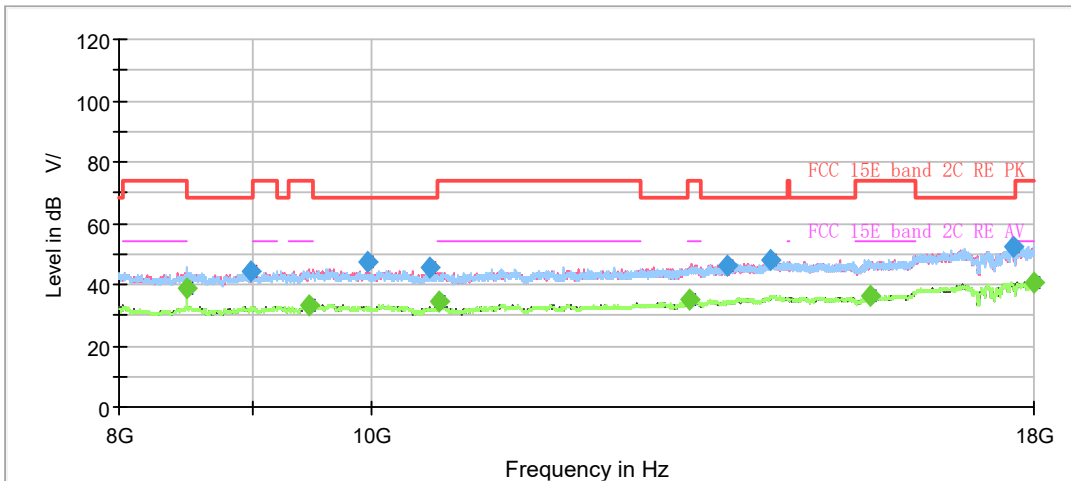
Remark: 1. Correction Factor = Antenna factor + Insertion loss (cable loss + amplifier gain)

2. Margin = Limit –MAX Peak/ Average

802.11ax (HE40) CH134



Note: The signal beyond the limit is carrier.
Radiates Emission from 1GHz to 8GHz



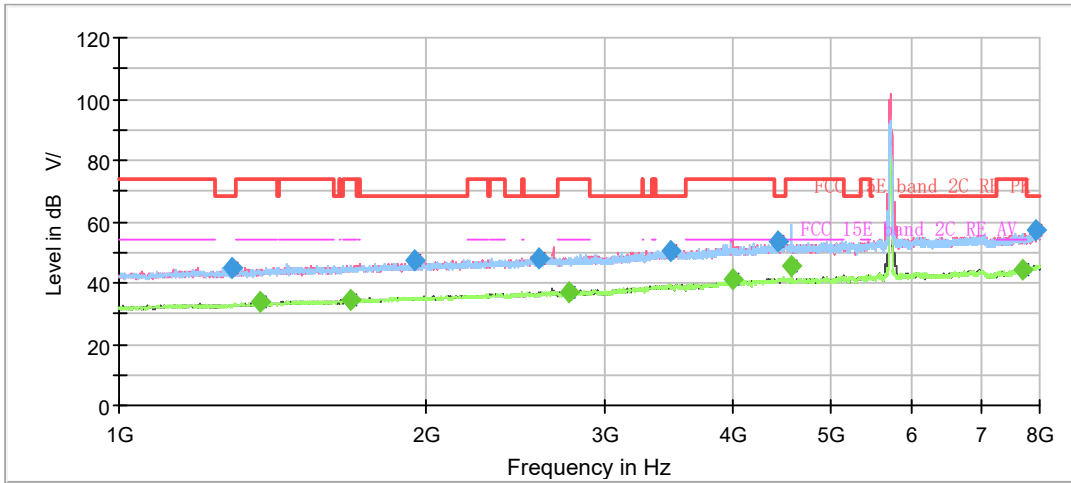
Radiates Emission from 8GHz to 18GHz

Frequency (MHz)	MaxPeak (dB μ V/m)	Average (dB μ V/m)	Limit (dB μ V/m)	Margin (dB)	Meas. Time (ms)	Height (cm)	Pol	Azimuth (deg)	Corr. (dB/m)
1253.750000	44.01	---	68.20	24.19	500.0	200.0	V	159.0	3.1
1397.250000	---	33.88	54.00	20.12	500.0	100.0	H	338.0	3.9
1700.875000	---	34.67	54.00	19.33	500.0	100.0	V	13.0	5.3
1997.500000	47.08	---	68.20	21.12	500.0	100.0	V	168.0	6.5
2654.625000	54.33	---	68.20	13.87	500.0	200.0	V	172.0	8.6
2769.250000	---	37.23	54.00	16.77	500.0	100.0	H	95.0	8.9
3476.250000	50.07	---	68.20	18.13	500.0	200.0	V	276.0	11.0
3990.750000	---	41.22	54.00	12.78	500.0	100.0	V	359.0	12.2
4456.250000	53.14	---	68.20	15.06	500.0	100.0	H	249.0	13.2
4535.875000	---	47.91	54.00	6.09	500.0	100.0	H	77.0	13.2
7691.125000	---	44.33	54.00	9.67	500.0	200.0	V	245.0	18.8
7965.875000	57.08	---	68.20	11.12	500.0	200.0	H	22.0	19.8

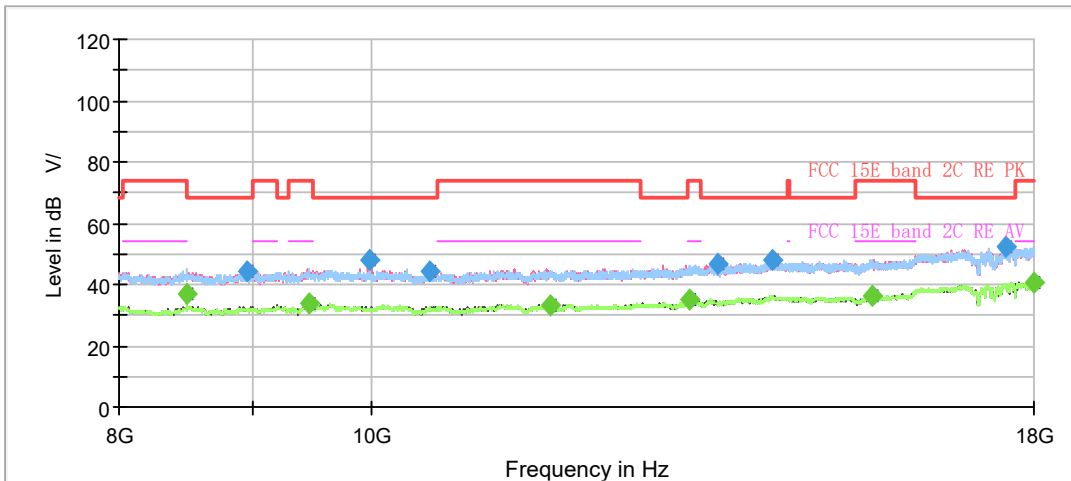
Remark: 1. Correction Factor = Antenna factor + Insertion loss (cable loss + amplifier gain)

2. Margin = Limit –MAX Peak/ Average

802.11ax (HE40) CH142



Note: The signal beyond the limit is carrier.
Radiates Emission from 1GHz to 8GHz



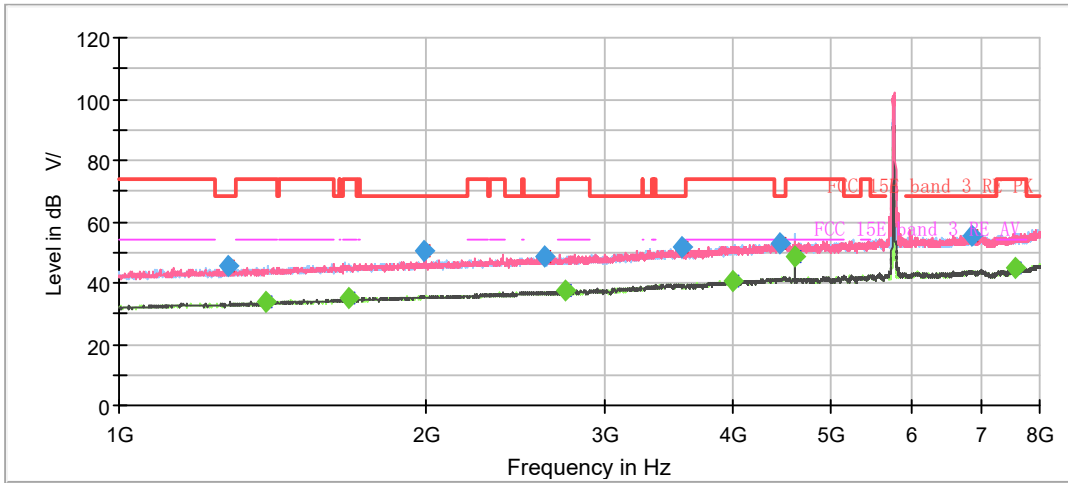
Radiates Emission from 8GHz to 18GHz

Frequency (MHz)	MaxPeak (dB μ V/m)	Average (dB μ V/m)	Limit (dB μ V/m)	Margin (dB)	Meas. Time (ms)	Height (cm)	Pol	Azimuth (deg)	Corr. (dB/m)
1289.625000	44.83	---	68.20	23.37	500.0	200.0	V	279.0	3.3
1374.500000	---	33.56	54.00	20.44	500.0	100.0	V	313.0	3.8
1686.000000	---	34.69	54.00	19.32	500.0	200.0	H	66.0	5.3
1945.875000	47.51	---	68.20	20.69	500.0	200.0	H	8.0	6.3
2578.500000	48.13	---	68.20	20.07	500.0	200.0	H	274.0	8.4
2757.875000	---	37.07	54.00	16.93	500.0	200.0	H	72.0	8.8
3477.125000	50.51	---	68.20	17.69	500.0	200.0	H	236.0	11.0
3999.500000	---	41.29	54.00	12.71	500.0	100.0	V	0.0	12.2
4433.500000	53.23	---	68.20	14.97	500.0	200.0	V	304.0	13.1
4568.250000	---	45.29	54.00	8.71	500.0	100.0	H	160.0	13.1
7689.375000	---	44.39	54.00	9.61	500.0	200.0	V	274.0	18.8
7945.750000	57.50	---	68.20	10.70	500.0	100.0	H	320.0	19.7

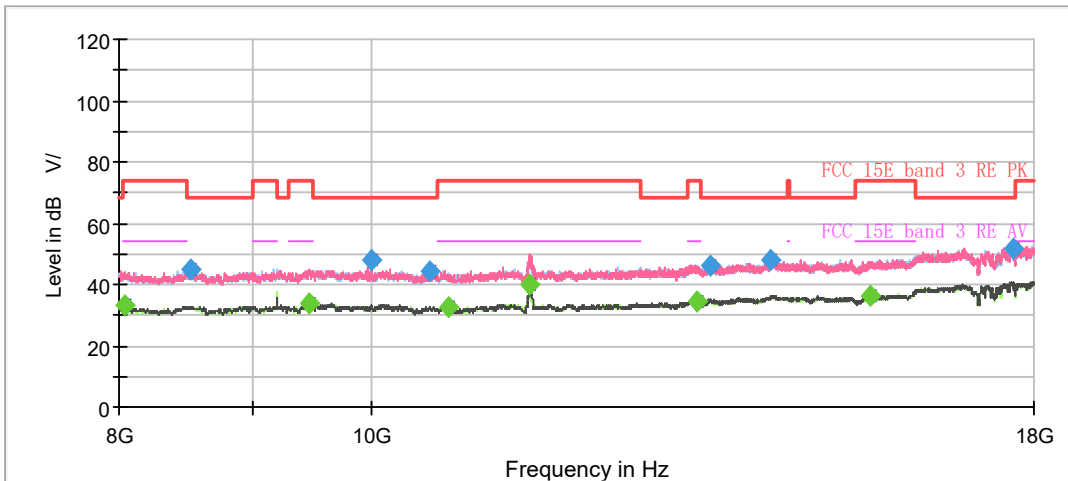
Remark: 1. Correction Factor = Antenna factor + Insertion loss (cable loss + amplifier gain)

2. Margin = Limit –MAX Peak/ Average

802.11ax (HE40) CH151



Note: The signal beyond the limit is carrier.
Radiates Emission from 1GHz to 8GHz



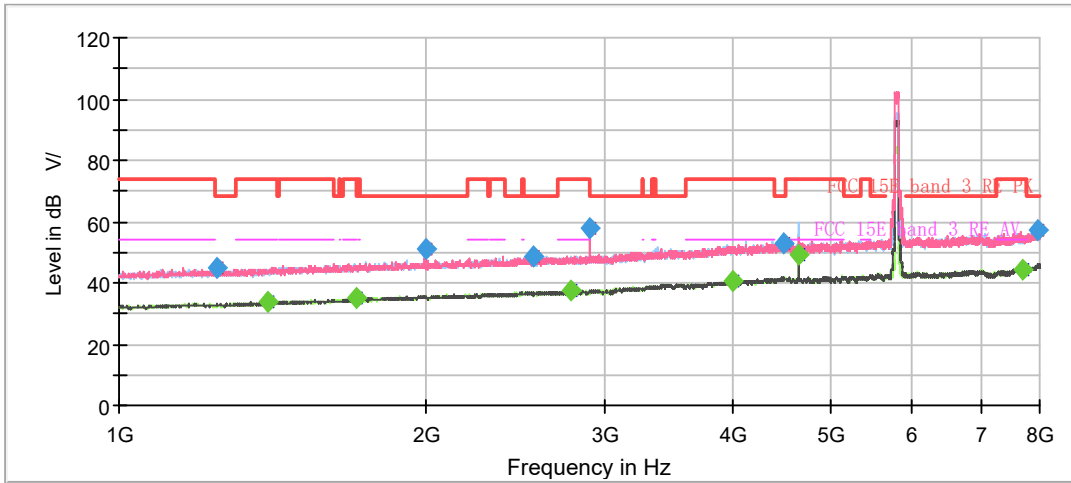
Radiates Emission from 8GHz to 18GHz

Frequency (MHz)	MaxPeak (dB μ V/m)	Average (dB μ V/m)	Limit (dB μ V/m)	Margin (dB)	Meas. Time (ms)	Height (cm)	Pol	Azimuth (deg)	Corr. (dB/m)
1281.750000	45.33	---	68.20	22.87	500.0	100.0	H	18.0	3.3
1395.500000	---	33.90	54.00	20.10	500.0	100.0	H	272.0	3.9
1679.000000	---	34.78	54.00	19.22	500.0	200.0	V	189.0	5.2
1992.250000	50.55	---	68.20	17.65	500.0	200.0	V	52.0	6.5
2615.250000	48.82	---	68.20	19.38	500.0	200.0	V	176.0	8.5
2743.000000	---	37.38	54.00	16.62	500.0	200.0	H	43.0	8.8
3566.375000	51.61	---	68.20	16.59	500.0	100.0	V	319.0	11.1
3999.500000	---	40.66	54.00	13.34	500.0	200.0	V	243.0	12.2
4440.500000	53.00	---	68.20	15.20	500.0	100.0	V	49.0	13.1
4604.125000	---	48.71	54.00	5.29	500.0	100.0	V	132.0	13.2
6862.500000	55.30	---	68.20	12.90	500.0	100.0	H	43.0	16.4
7567.750000	---	44.63	54.00	9.37	500.0	200.0	V	243.0	18.2

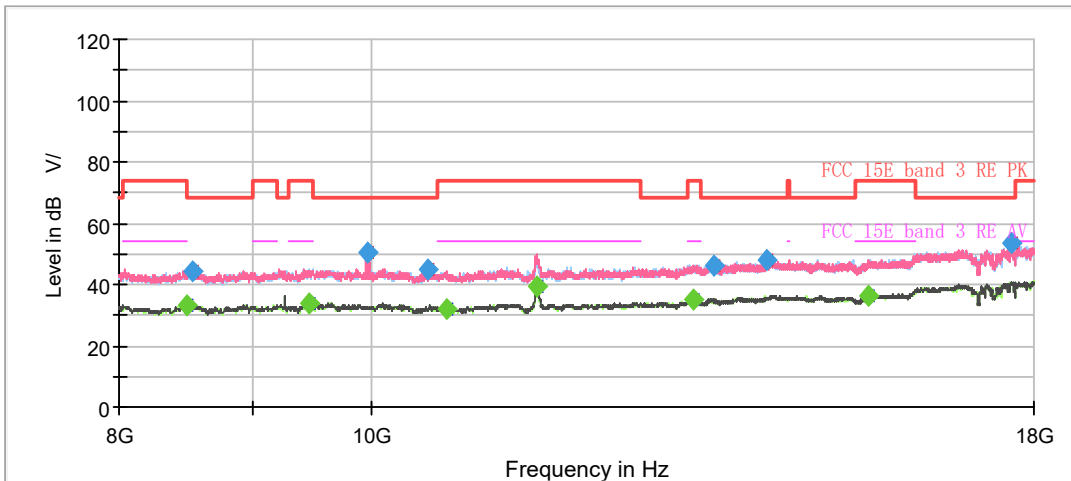
Remark: 1. Correction Factor = Antenna factor + Insertion loss (cable loss + amplifier gain)

2. Margin = Limit –MAX Peak/ Average

802.11ax (HE40) CH159



Note: The signal beyond the limit is carrier.
Radiates Emission from 1GHz to 8GHz



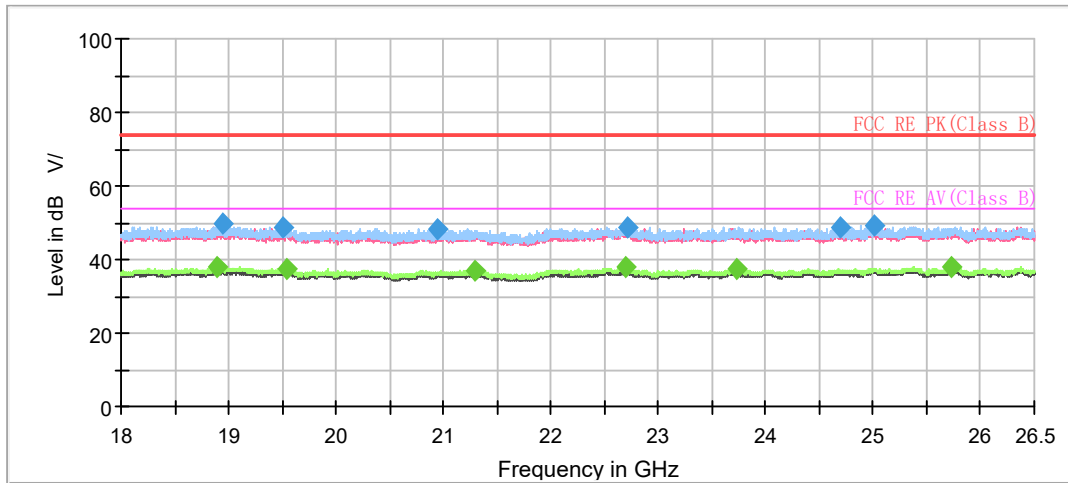
Radiates Emission from 8GHz to 18GHz

Frequency (MHz)	MaxPeak (dB μ V/m)	Average (dB μ V/m)	Limit (dB μ V/m)	Margin (dB)	Meas. Time (ms)	Height (cm)	Pol	Azimuth (deg)	Corr. (dB/m)
1245.875000	44.62	---	68.20	23.58	500.0	100.0	V	265.0	3.1
1400.750000	---	34.02	54.00	19.98	500.0	200.0	V	55.0	4.0
1707.875000	---	34.99	54.00	19.01	500.0	100.0	V	301.0	5.4
1998.375000	51.02	---	68.20	17.18	500.0	200.0	V	152.0	6.5
2548.750000	48.79	---	68.20	19.41	500.0	200.0	V	36.0	8.3
2771.875000	---	37.39	54.00	16.61	500.0	200.0	H	244.0	8.9
2900.500000	57.67	---	68.20	10.53	500.0	200.0	V	107.0	9.2
3994.250000	---	40.67	54.00	13.33	500.0	100.0	H	4.0	12.2
4492.125000	53.03	---	68.20	15.17	500.0	100.0	V	0.0	13.4
4635.625000	---	49.04	54.00	4.96	500.0	100.0	V	126.0	13.3
7701.625000	---	44.54	54.00	9.46	500.0	100.0	V	83.0	18.8
7970.250000	57.19	---	68.20	11.01	500.0	100.0	H	185.0	19.8

Remark: 1. Correction Factor = Antenna factor + Insertion loss (cable loss + amplifier gain)

2. Margin = Limit –MAX Peak/ Average

During the test, the Radiates Emission from 18GHz to 40GHz was performed in all modes with all channels, 802.11a, Channel 165 are selected as the worst condition. The test data of the worst-case condition was recorded in this report.

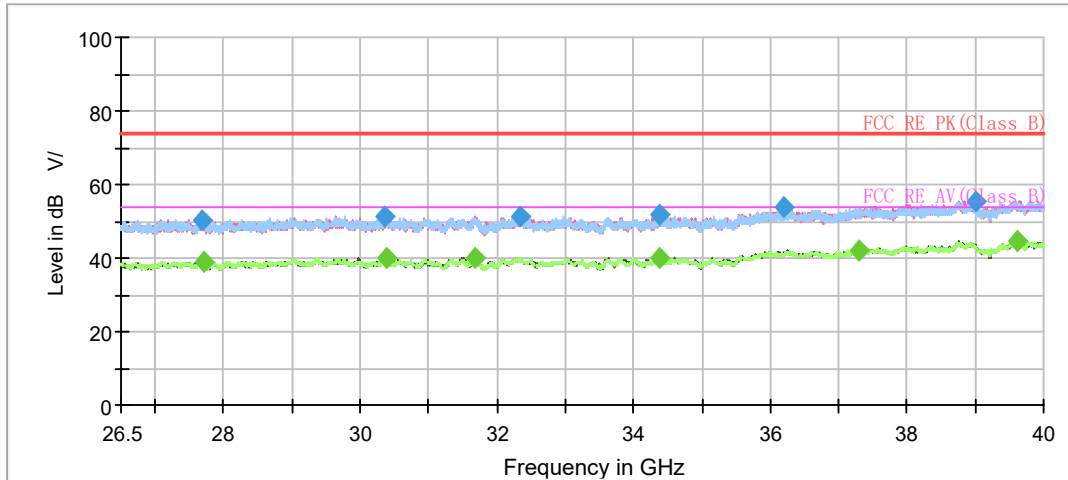


Radiates Emission from 18GHz to 26.5GHz

Frequency (MHz)	MaxPeak (dB μ V/m)	Average (dB μ V/m)	Limit (dB μ V/m)	Margin (dB)	Meas. Time (ms)	Height (cm)	Pol	Azimuth (deg)	Corr. (dB/m)
18886.125000	---	37.82	54.00	16.18	500.0	100.0	H	160.0	-4.4
18949.875000	49.53	---	74.00	24.47	500.0	200.0	V	83.0	-4.3
19502.375000	48.81	---	74.00	25.19	500.0	100.0	H	98.0	-4.7
19547.000000	---	37.60	54.00	16.40	500.0	100.0	H	123.0	-4.7
20939.937500	48.39	---	74.00	25.61	500.0	100.0	H	146.0	-4.3
21293.750000	---	36.98	54.00	17.02	500.0	100.0	H	109.0	-4.1
22701.562500	---	37.81	54.00	16.19	500.0	100.0	H	137.0	-2.9
22709.000000	48.96	---	74.00	25.04	500.0	100.0	H	114.0	-2.9
23730.062500	---	37.45	54.00	16.55	500.0	100.0	H	256.0	-2.5
24689.500000	48.68	---	74.00	25.32	500.0	100.0	H	232.0	-2.2
25006.125000	49.15	---	74.00	24.85	500.0	100.0	H	118.0	-2.0
25727.562500	---	37.74	54.00	16.26	500.0	100.0	H	207.0	-1.3

Remark: 1. Correction Factor = Antenna factor + Insertion loss (cable loss + amplifier gain)

2. Margin = Limit-MAX Peak/ Average



Radiates Emission from 26.5GHz to 40GHz

Frequency (MHz)	MaxPeak (dB μ V/m)	Average (dB μ V/m)	Limit (dB μ V/m)	Margin (dB)	Meas. Time (ms)	Height (cm)	Pol	Azimuth (deg)	Corr. (dB/m)
27689.687500	50.49	---	74.00	23.51	500.0	200.0	H	153.0	0.4
27711.625000	---	39.18	54.00	14.82	500.0	100.0	H	218.0	0.4
30367.750000	51.32	---	74.00	22.68	500.0	100.0	H	179.0	0.8
30389.687500	---	39.85	54.00	14.15	500.0	200.0	H	172.0	0.8
31692.437500	---	40.08	54.00	13.92	500.0	200.0	H	253.0	-0.7
32332.000000	51.40	---	74.00	22.60	500.0	200.0	H	280.0	0.0
34389.062500	---	40.09	54.00	13.91	500.0	100.0	V	278.0	1.5
34392.437500	51.93	---	74.00	22.07	500.0	200.0	H	280.0	1.5
36201.437500	53.78	---	74.00	20.22	500.0	100.0	V	280.0	4.6
37305.062500	---	42.26	54.00	11.74	500.0	100.0	V	142.0	4.9
39002.687500	55.58	---	74.00	18.42	500.0	200.0	H	280.0	5.1
39610.187500	---	44.68	54.00	9.32	500.0	100.0	H	198.0	5.6

Remark: 1. Correction Factor = Antenna factor + Insertion loss (cable loss + amplifier gain)
2. Margin = Limit-MAX Peak/ Average

5.6. Conducted Emission

Ambient condition

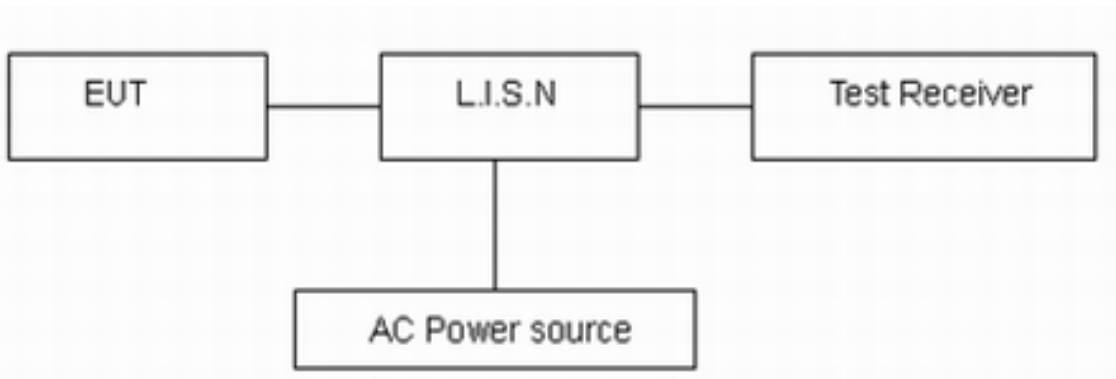
Temperature	Relative humidity	Pressure
15°C ~ 35°C	20% ~ 80%	86 kPa ~ 106 kPa

Methods of Measurement

The EUT IS placed on a non-metallic table of 80cm height above the horizontal metal reference ground plane. During the test, the EUT was operating in its typical mode. The test method is according to ANSI C63.10. Connect the AC power line of the EUT to the LISN Use EMI receiver to detect the average and Quasi-peak value. RBW is set to 9kHz, VBW is set to 30kHz The measurement result should include both L line and N line.

The test is in transmitting mode.

Test Setup



Note: AC Power source is used to change the voltage 110V/60Hz.

Limits

Frequency (MHz)	Conducted Limits(dB μ V)	
	Quasi-peak	Average
0.15 - 0.5	66 to 56 *	56 to 46*
0.5 - 5	56	46
5 - 30	60	50

*: Decreases with the logarithm of the frequency.

Measurement Uncertainty

The assessed measurement uncertainty to ensure 95% confidence level for the normal distribution is with the coverage factor $k = 1.96$, $U = 2.69$ dB.

Test Results:

The equipment doesn't connected to public network, therefore this requirement do not apply.

6. Main Test Instruments

Name	Manufacturer	Type	Serial Number	Calibration Date	Expiration Date
Power sensor	R&S	NRP18S	101954	2023-05-12	2024-05-11
				2024-05-07	2025-05-06
Spectrum Analyzer	KEYSIGHT	N9020A	MY51330870	2023-05-12	2024-05-11
				2024-05-07	2025-05-06
DC power supply	UNI-T	UTP1306S+	2205D0517426	2023-12-05	2024-12-04
Climate Chamber	ESPEC	SU-242	93000506	2023-12-05	2024-12-04
Attenuator	HASCO	HA18A-10	0003	/	/
Unwanted Emission					
EMI Test Receiver	R&S	ESR	102389	2023-05-12	2024-05-11
				2024-05-07	2025-05-06
EMI Test Receiver	R&S	ESCI3	100948	2023-05-12	2024-05-11
				2024-05-07	2025-05-06
Signal Analyzer	R&S	FSV40	101298	2023-05-12	2024-05-11
				2024-05-07	2025-05-06
Loop Antenna	SCHWARZBECK	FMZB1519	1519-047	2023-04-16	2026-04-15
TRILOG Broadband Antenna	SCHWARZBECK	VULB 9163	1023	2023-07-14	2026-07-13
Horn Antenna	R&S	HF907	102723	2021-07-24	2024-07-23
Amplifier	R&S	SCU18	10034	2023-05-12	2024-05-11
				2024-05-08	2025-05-07
Horn Antenna	ETS-Lindgren	3160-09	00102643	2021-10-10	2024-10-09
Horn Antenna	STEATITE	QSH-SL-26-40-K-15	16779	2023-01-17	2026-01-16
Amplifier	MicroWave	KLNA-18040050	220826001	2023-05-12	2024-05-11
				2024-05-08	2025-05-07
Software	R&S	EMC32	9.26.01	/	/

ANNEX A: The EUT Appearance

The EUT Appearance are submitted separately.

ANNEX B: Test Setup Photos

The Test Setup Photos are submitted separately.

***** END OF REPORT *****