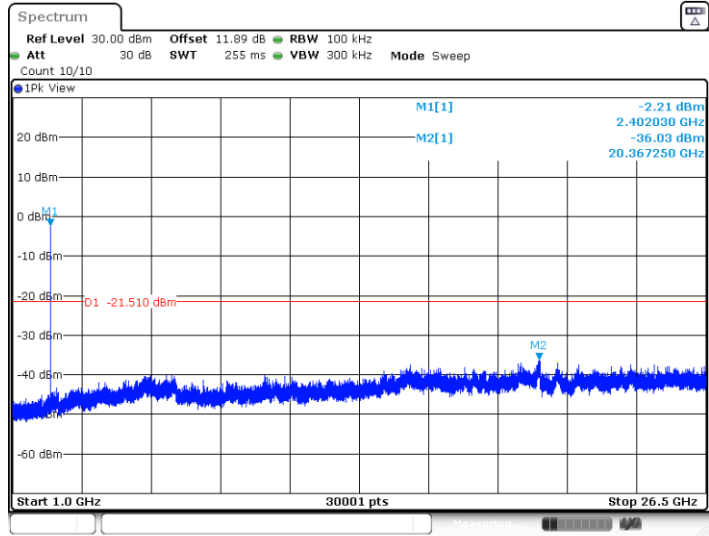


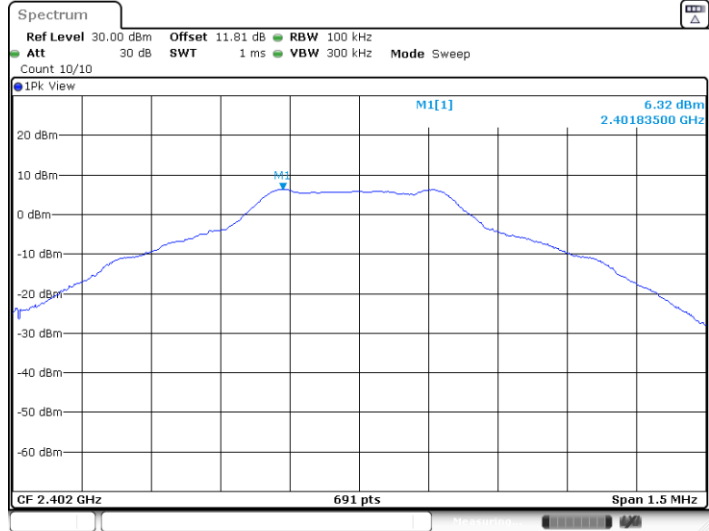


DH5\_BT Path\_2402\_1000~26500



Date: 24.MAR.2024 06:04:06

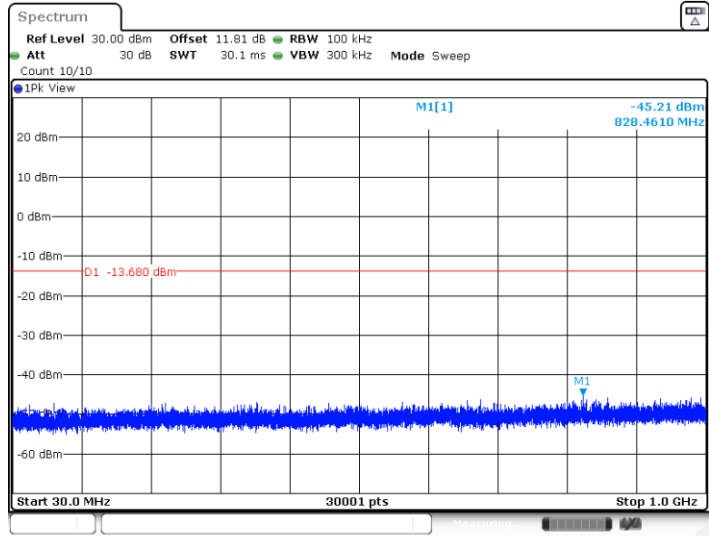
DH5\_BT/WIFI 0 Path\_2402\_0~Reference



Date: 24.MAR.2024 09:05:30

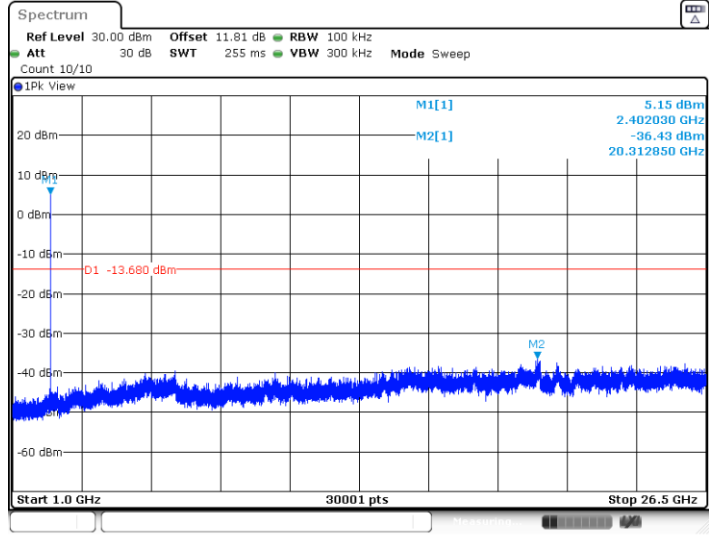


DH5\_BT/WIFI 0 Path\_2402\_30~1000



Date: 24.MAR.2024 09:05:36

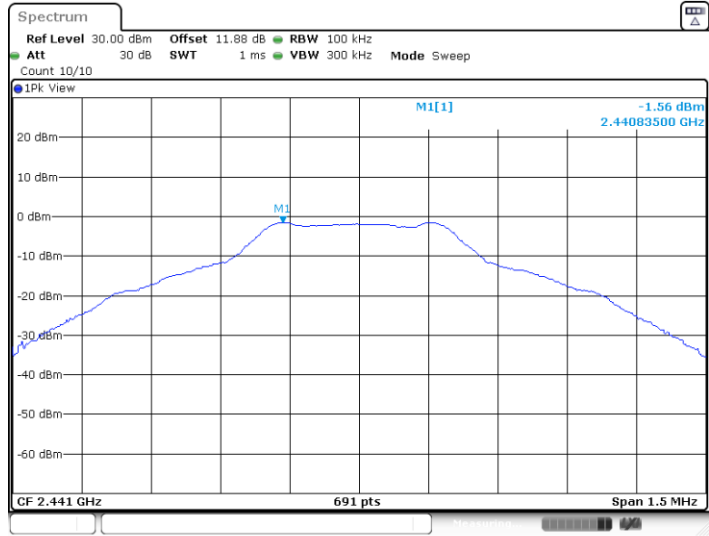
DH5\_BT/WIFI 0 Path\_2402\_1000~26500



Date: 24.MAR.2024 09:05:51

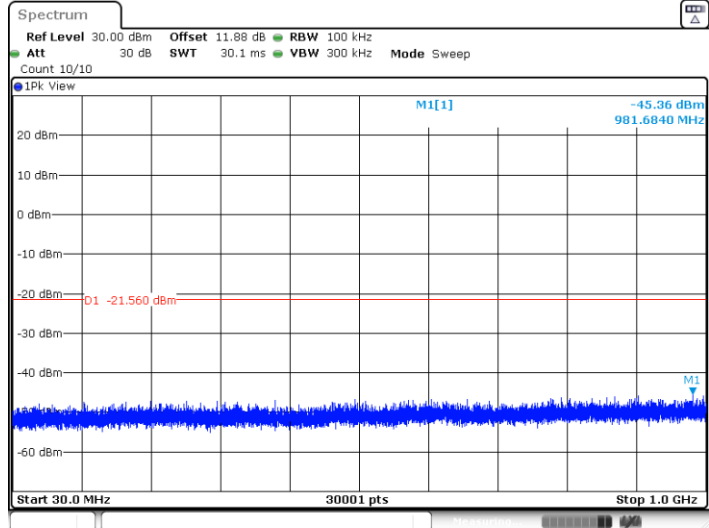


DH5\_BT Path\_2441\_0~Reference



Date: 24.MAR.2024 06:05:15

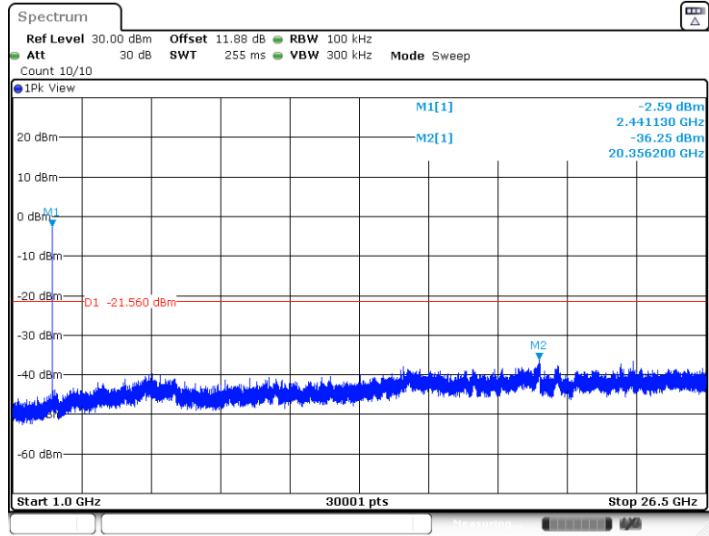
DH5\_BT Path\_2441\_30~1000



Date: 24.MAR.2024 06:05:21

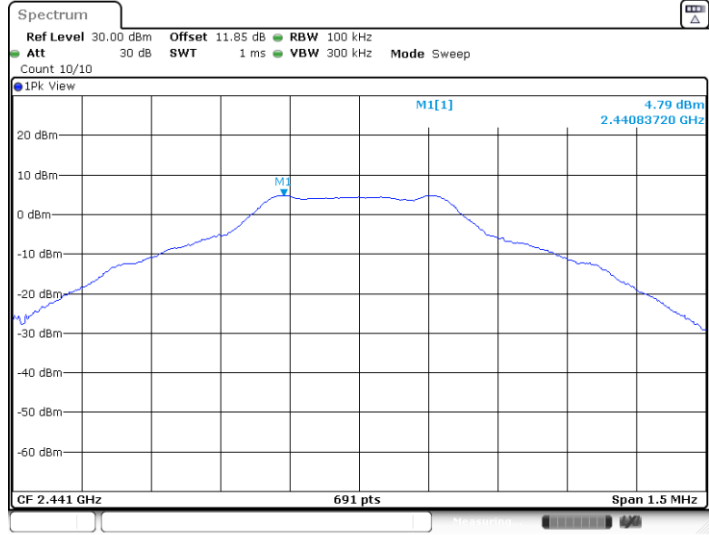


DH5\_BT Path\_2441\_1000~26500



Date: 24.MAR.2024 06:05:36

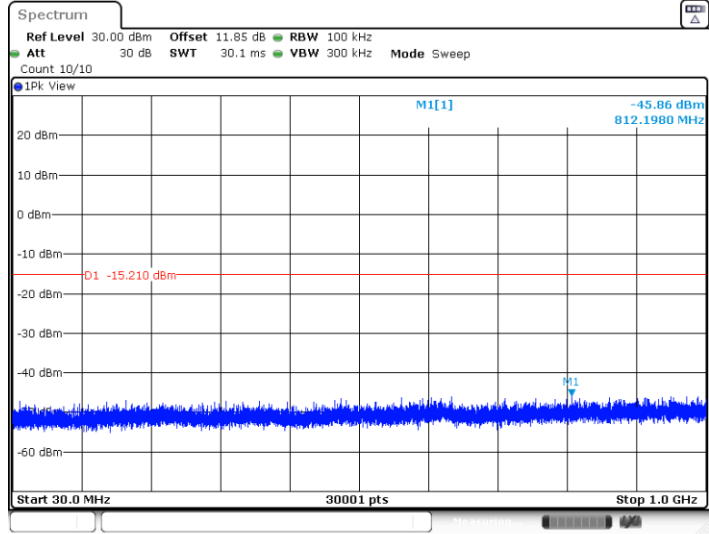
DH5\_BT/WIFI 0 Path\_2441\_0~Reference



Date: 24.MAR.2024 09:07:02

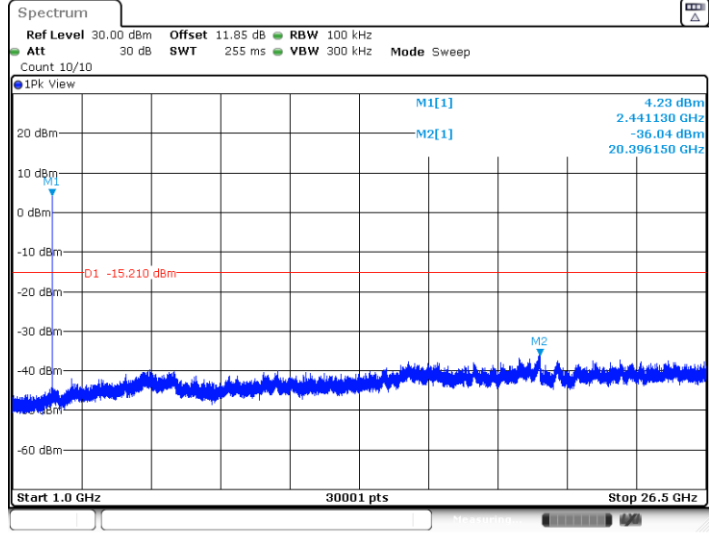


DH5\_BT/WIFI 0 Path\_2441\_30~1000



Date: 24.MAR.2024 09:07:07

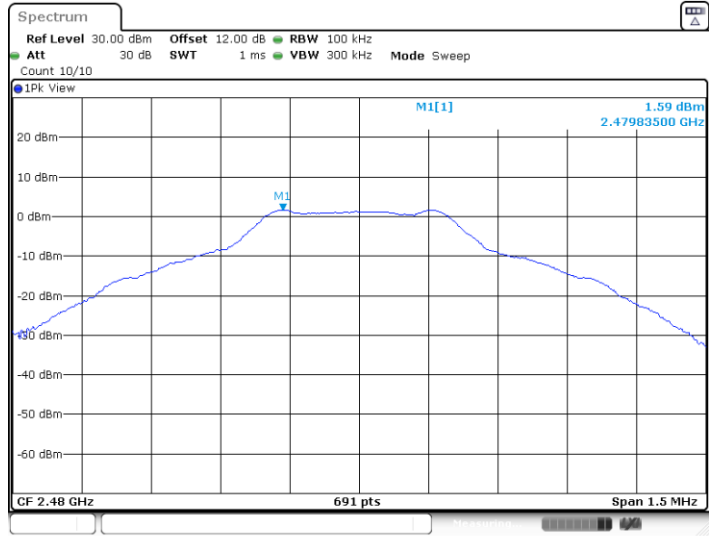
DH5\_BT/WIFI 0 Path\_2441\_1000~26500



Date: 24.MAR.2024 09:07:49

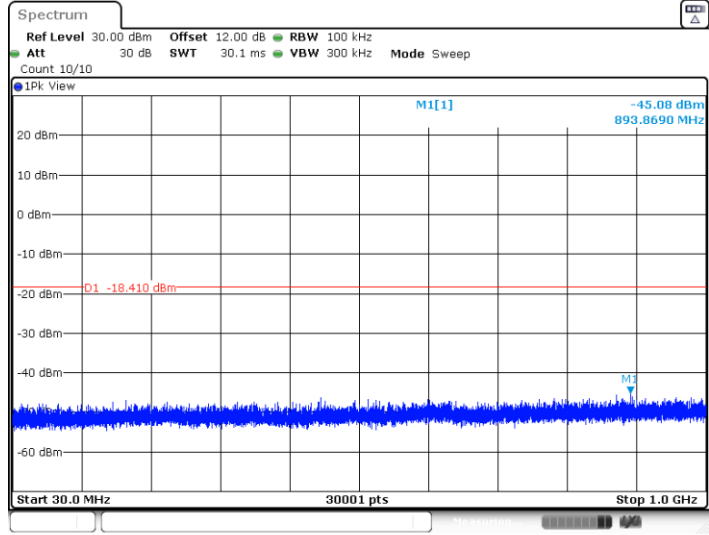


DH5\_BT Path\_2480\_0~Reference



Date: 24.MAR.2024 06:07:07

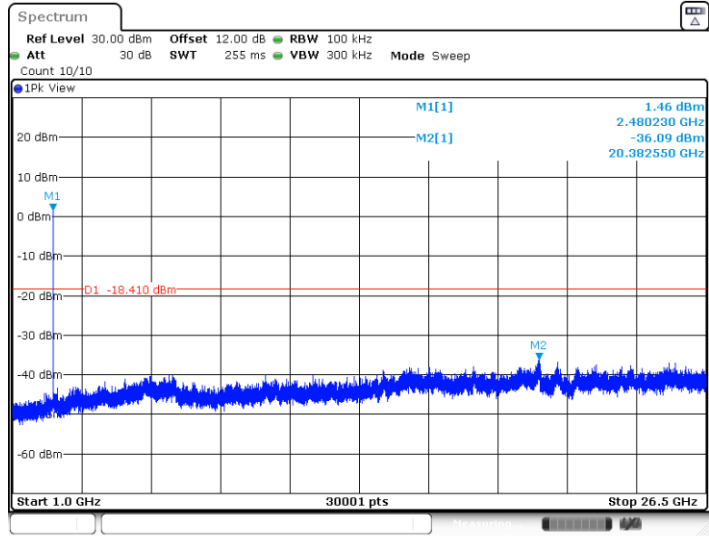
DH5\_BT Path\_2480\_30~1000



Date: 24.MAR.2024 06:07:12

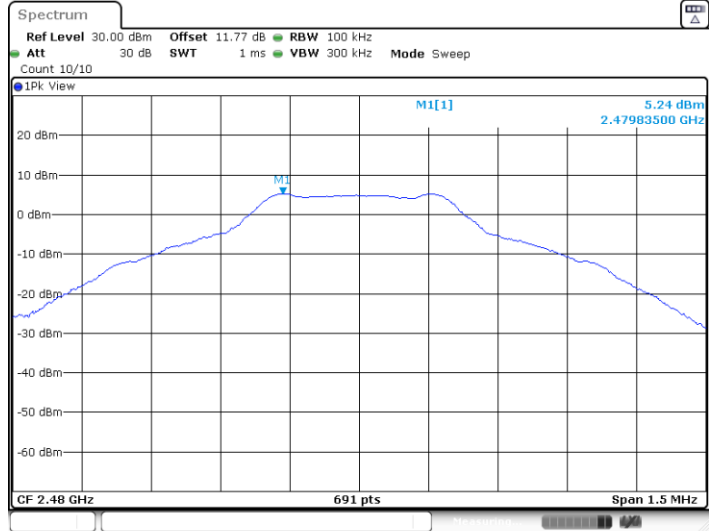


DH5\_BT Path\_2480\_1000~26500



Date: 24.MAR.2024 06:07:28

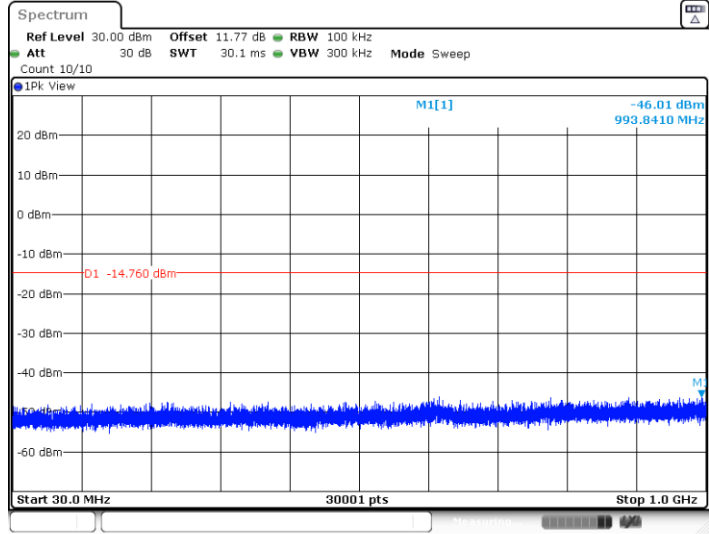
DH5\_BT/WIFI 0 Path\_2480\_0~Reference



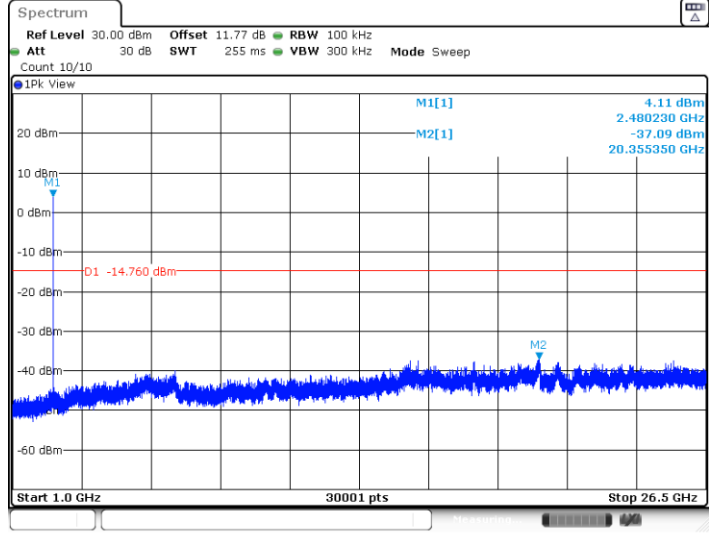
Date: 24.MAR.2024 09:08:54



DH5\_BT/WIFI 0 Path\_2480\_30~1000



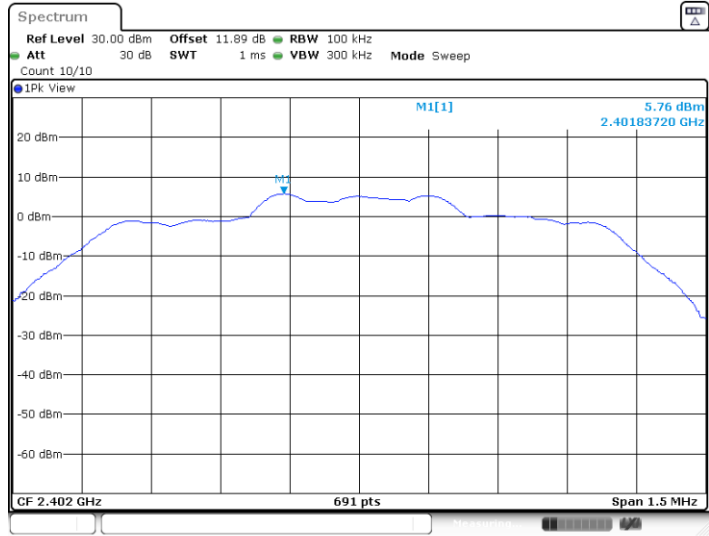
DH5\_BT/WIFI 0 Path\_2480\_1000~26500





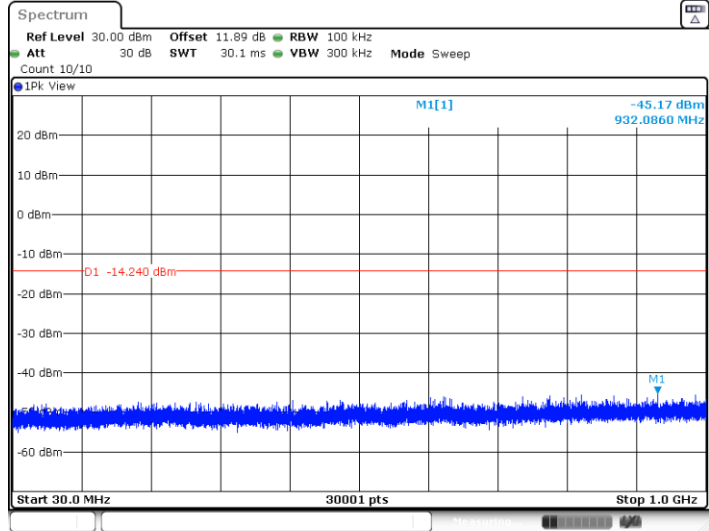


2DH1\_BT Path\_2402\_0~Reference



Date: 24.MAR.2024 06:08:47

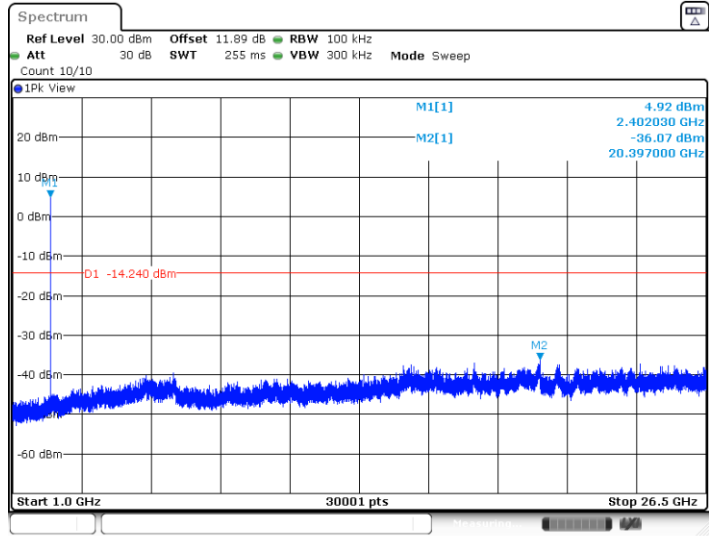
2DH1\_BT Path\_2402\_30~1000



Date: 24.MAR.2024 06:08:52

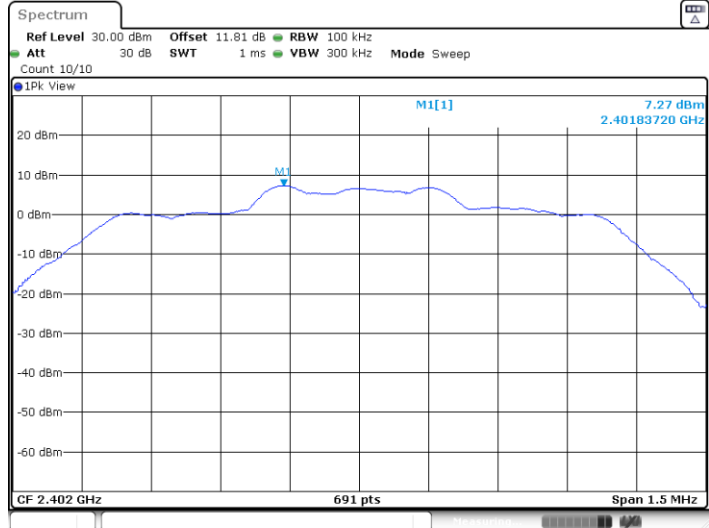


2DH1\_BT Path\_2402\_1000~26500



Date: 24.MAR.2024 06:09:08

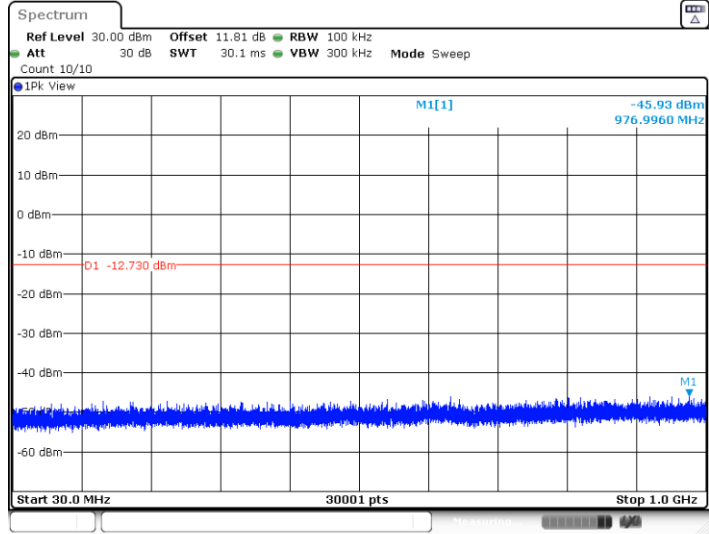
2DH1\_BT/WIFI 0 Path\_2402\_0~Reference



Date: 24.MAR.2024 09:10:37

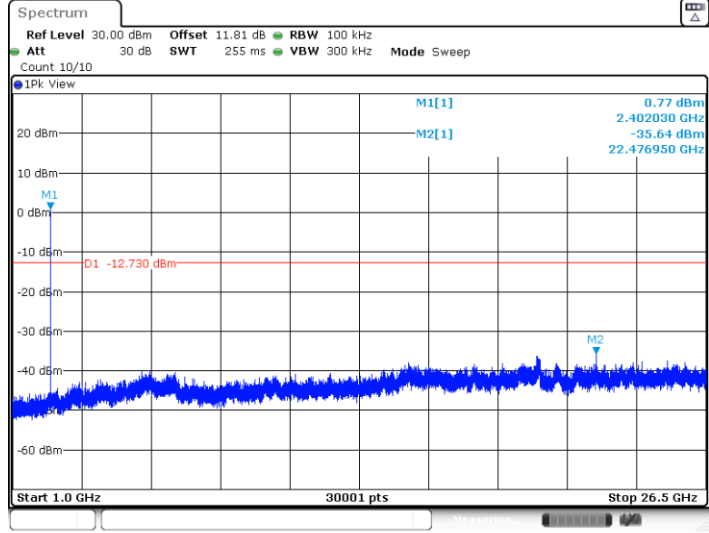


2DH1\_BT/WIFI 0 Path\_2402\_30~1000



Date: 24.MAR.2024 09:10:42

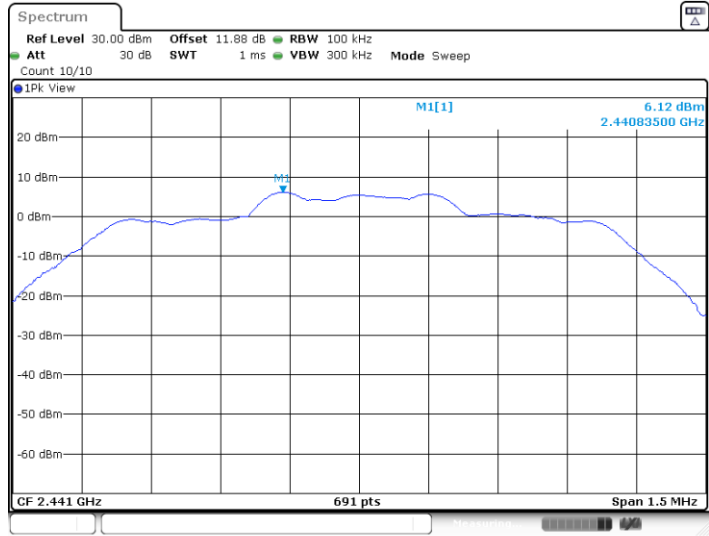
2DH1\_BT/WIFI 0 Path\_2402\_1000~26500



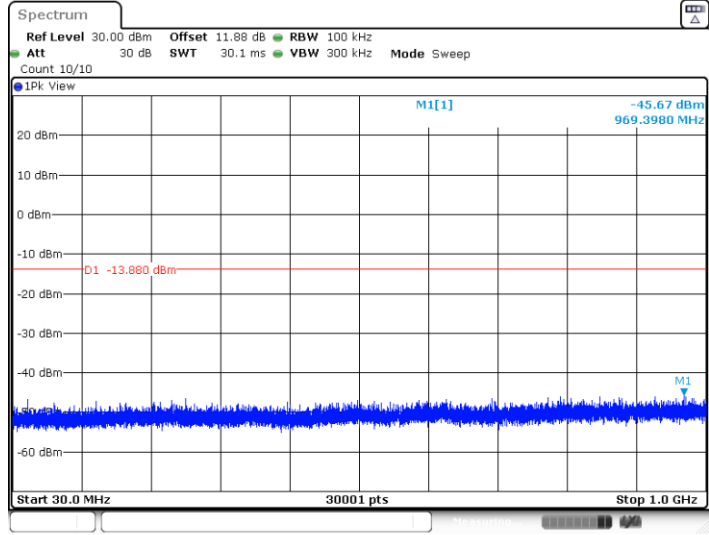
Date: 24.MAR.2024 09:10:57



2DH1\_BT Path\_2441\_0~Reference

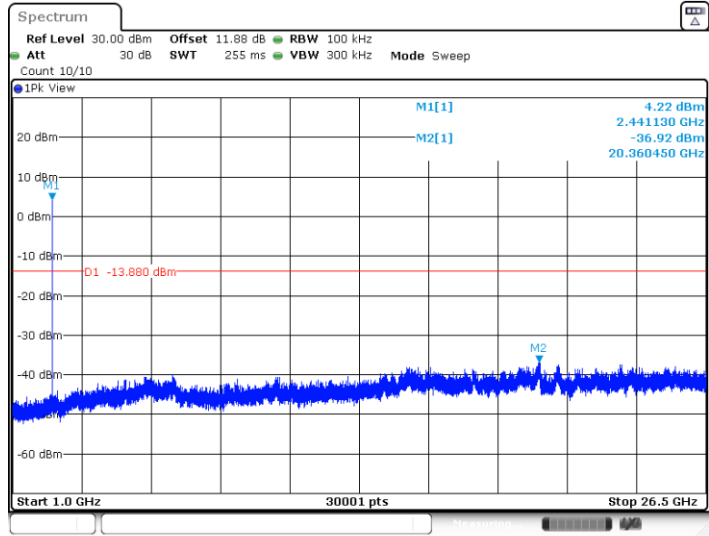


2DH1\_BT Path\_2441\_30~1000



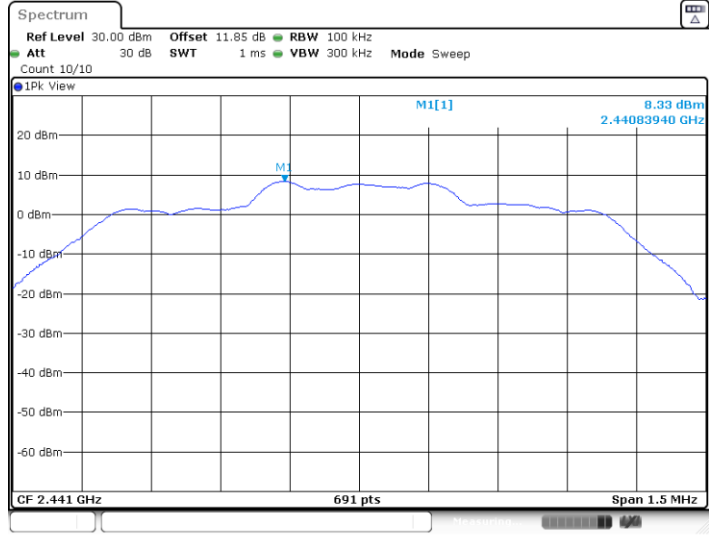


2DH1\_BT Path\_2441\_1000~26500



Date: 24.MAR.2024 06:10:29

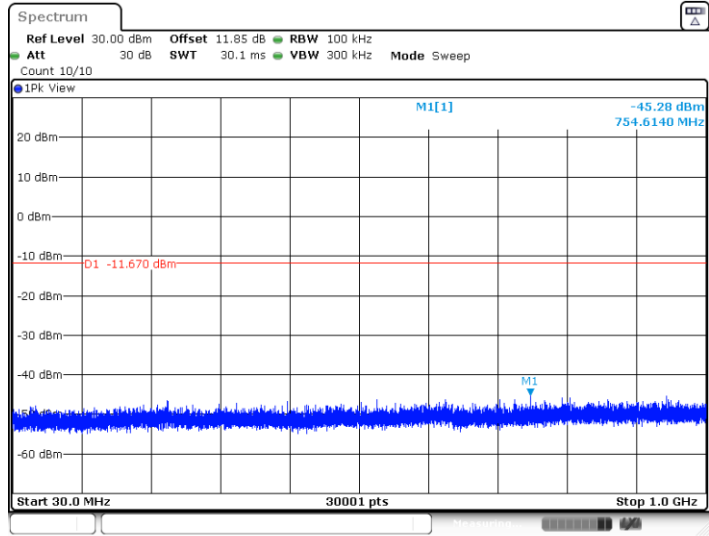
2DH1\_BT/WIFI 0 Path\_2441\_0~Reference



Date: 24.MAR.2024 09:11:48

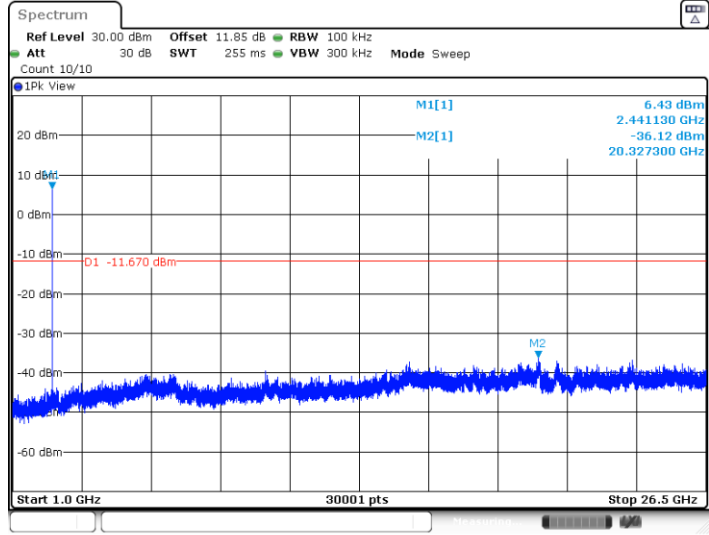


2DH1\_BT/WIFI 0 Path\_2441\_30~1000



Date: 24.MAR.2024 09:11:53

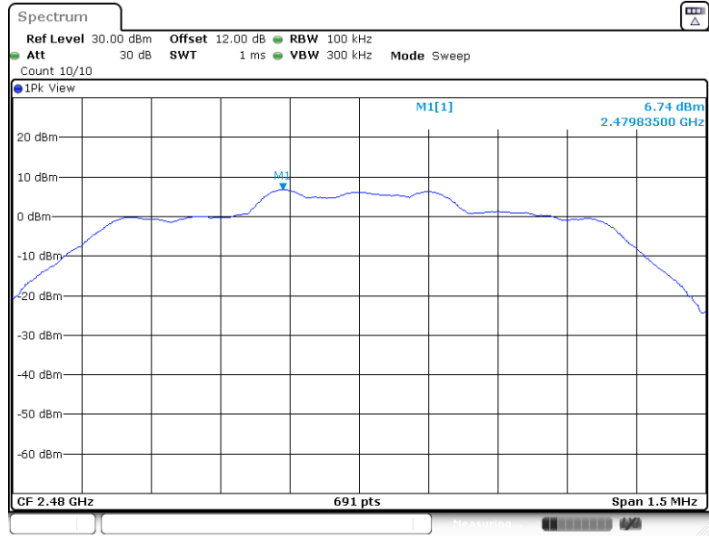
2DH1\_BT/WIFI 0 Path\_2441\_1000~26500



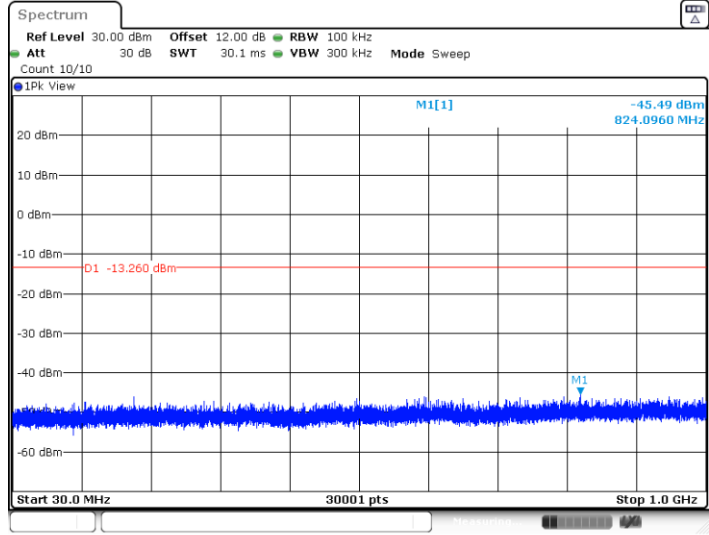
Date: 24.MAR.2024 09:12:12



2DH1\_BT Path\_2480\_0~Reference

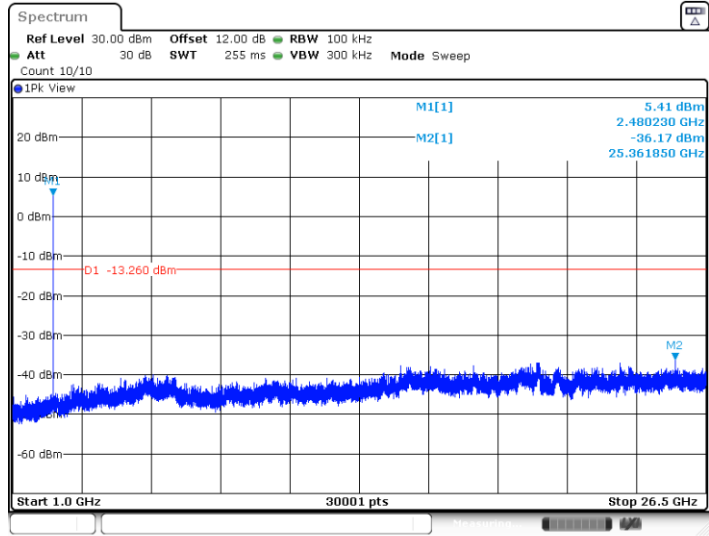


2DH1\_BT Path\_2480\_30~1000



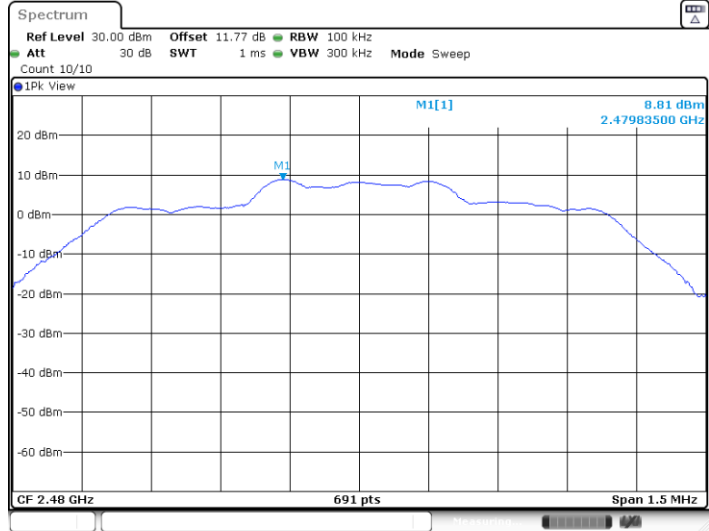


2DH1\_BT Path\_2480\_1000~26500



Date: 24.MAR.2024 06:11:49

2DH1\_BT/WIFI 0 Path\_2480\_0~Reference

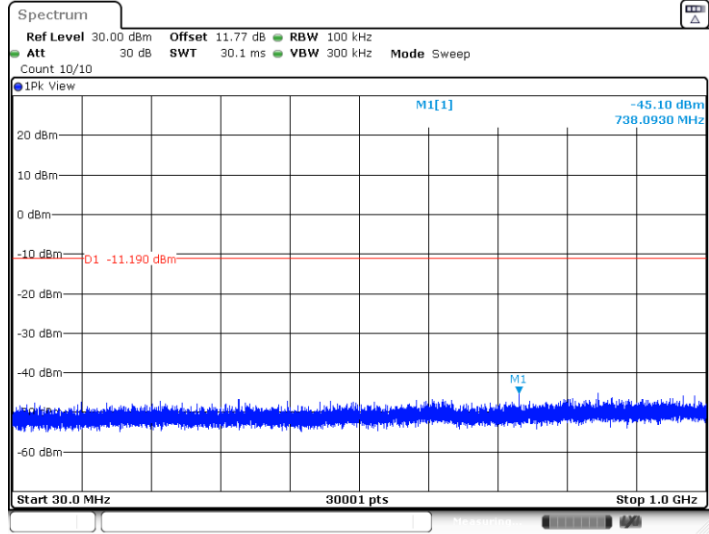


Date: 24.MAR.2024 09:13:17



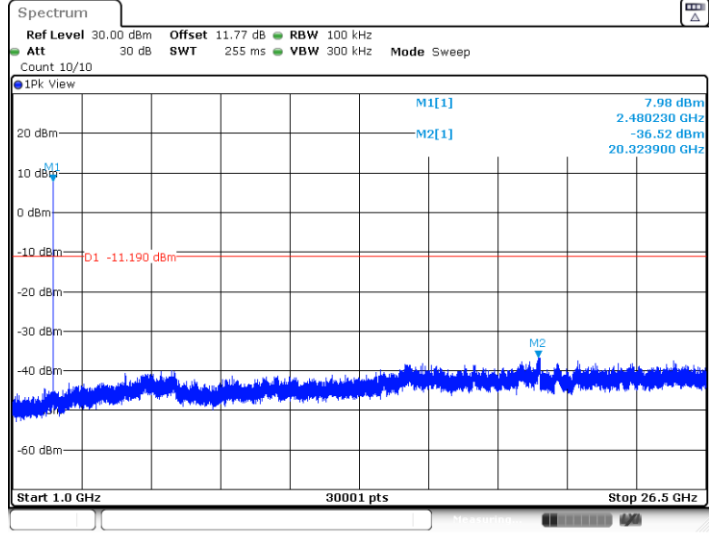


2DH1\_BT/WIFI 0 Path\_2480\_30~1000



Date: 24.MAR.2024 09:13:23

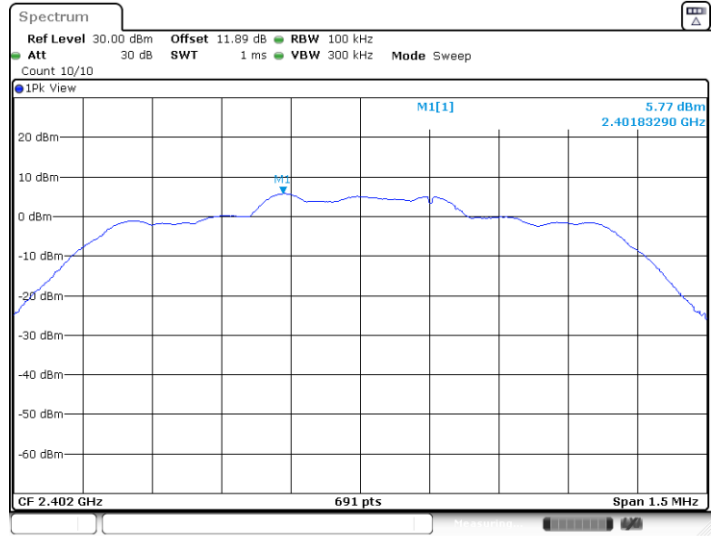
2DH1\_BT/WIFI 0 Path\_2480\_1000~26500



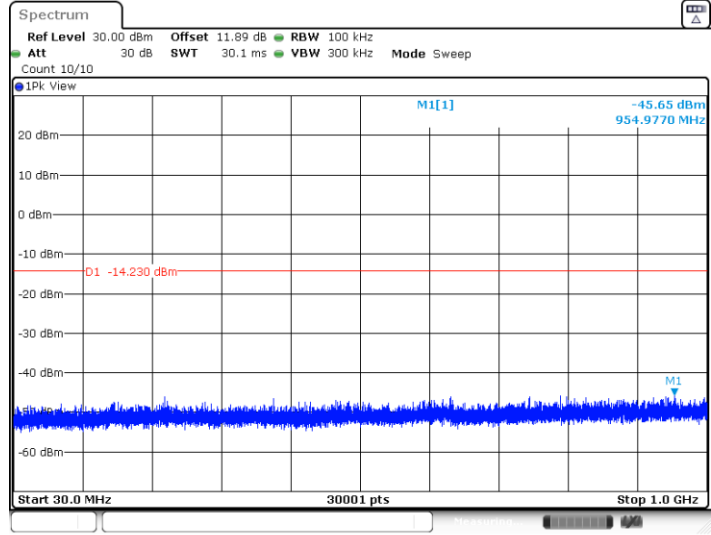
Date: 24.MAR.2024 09:13:38



3DH1\_BT Path\_2402\_0~Reference

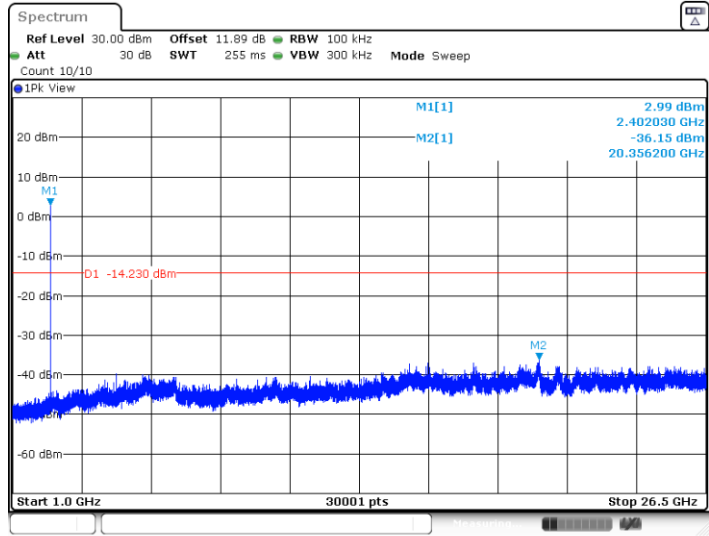


3DH1\_BT Path\_2402\_30~1000



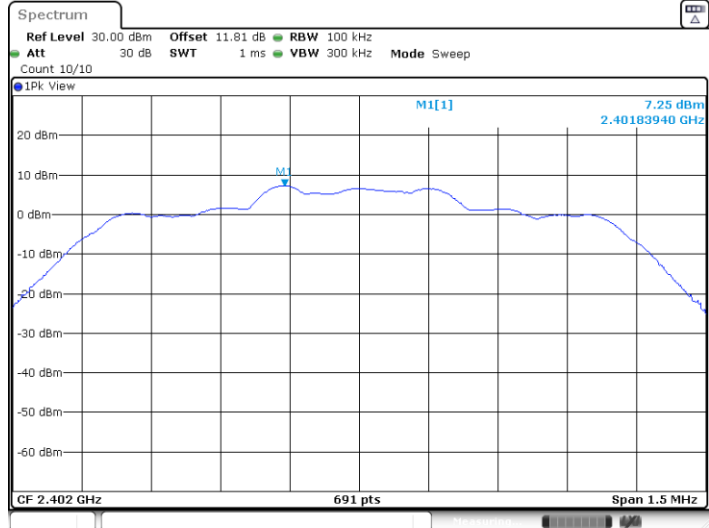


3DH1\_BT Path\_2402\_1000~26500



Date: 24.MAR.2024 06:13:12

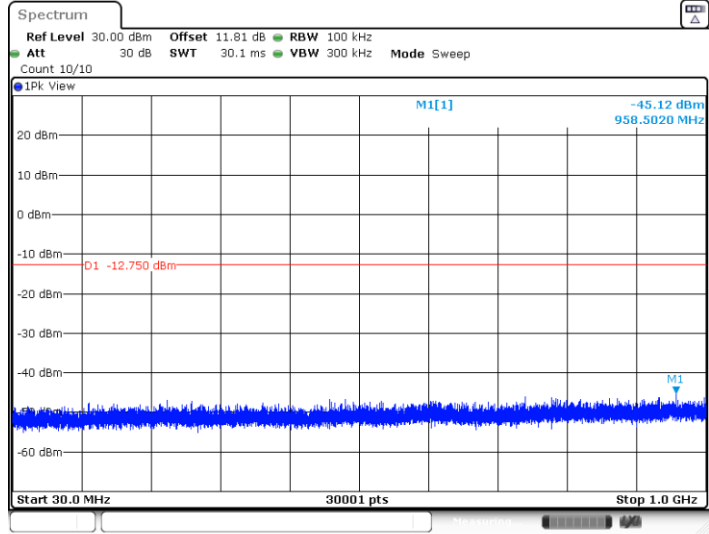
3DH1\_BT/WIFI 0 Path\_2402\_0~Reference



Date: 24.MAR.2024 09:14:33

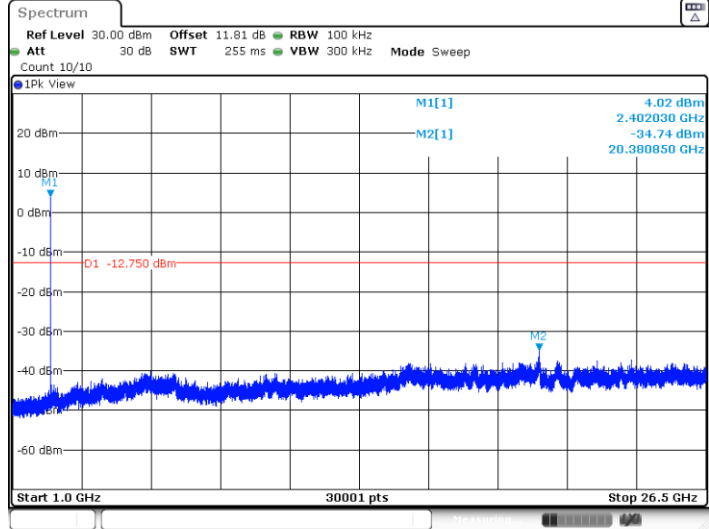


3DH1\_BT/WIFI 0 Path\_2402\_30~1000



Date: 24.MAR.2024 09:14:39

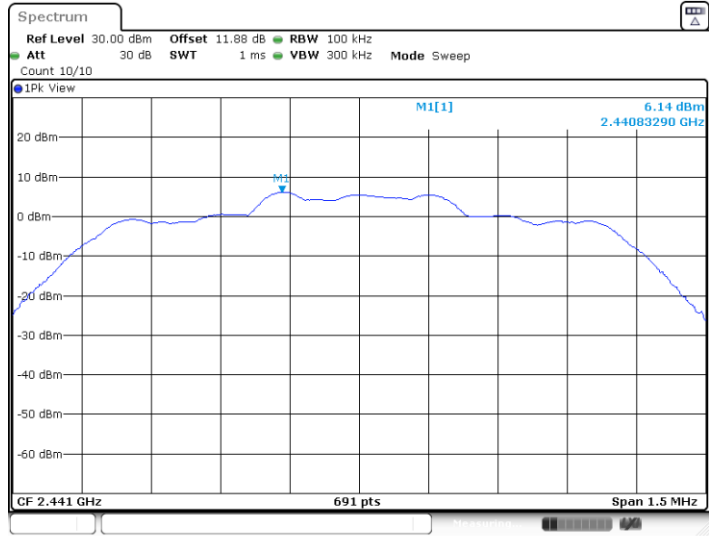
3DH1\_BT/WIFI 0 Path\_2402\_1000~26500



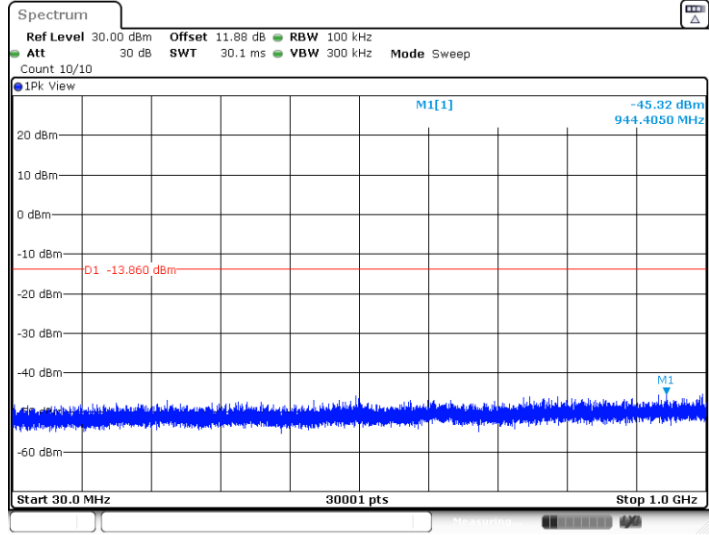
Date: 24.MAR.2024 09:15:00



3DH1\_BT Path\_2441\_0~Reference

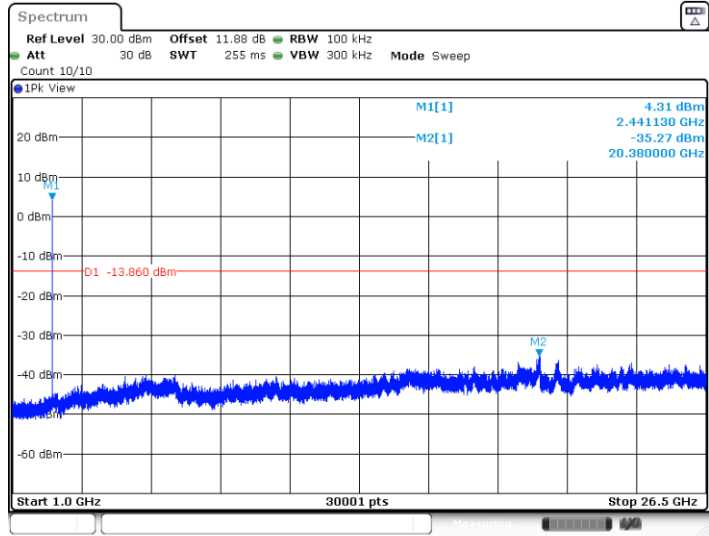


3DH1\_BT Path\_2441\_30~1000



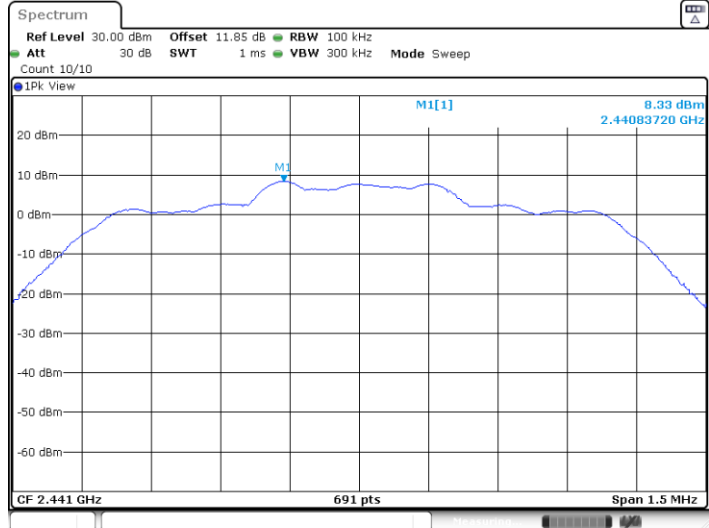


3DH1\_BT Path\_2441\_1000~26500



Date: 24.MAR.2024 06:14:35

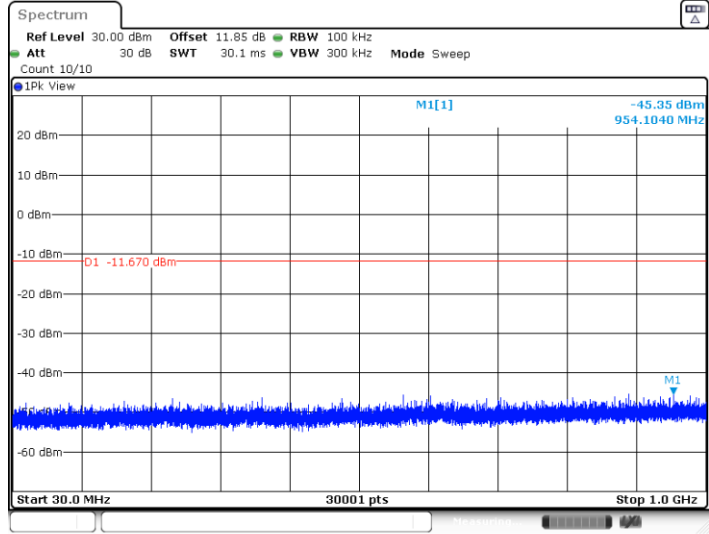
3DH1\_BT/WIFI 0 Path\_2441\_0~Reference



Date: 24.MAR.2024 09:15:49

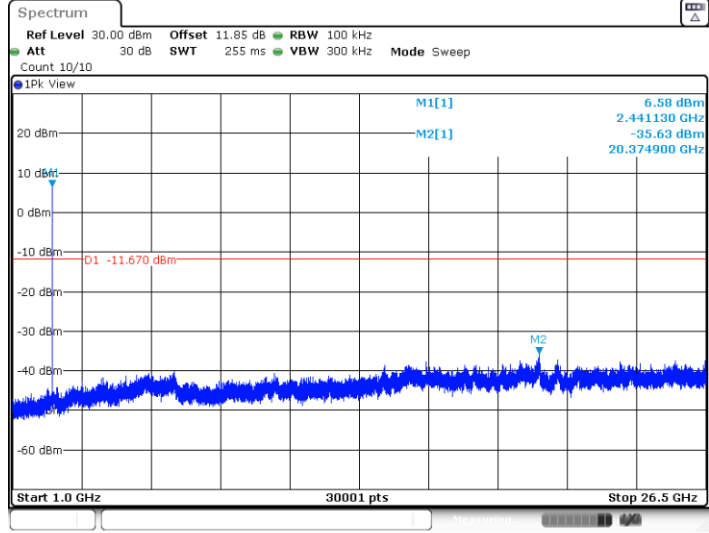


3DH1\_BT/WIFI 0 Path\_2441\_30~1000



Date: 24.MAR.2024 09:15:54

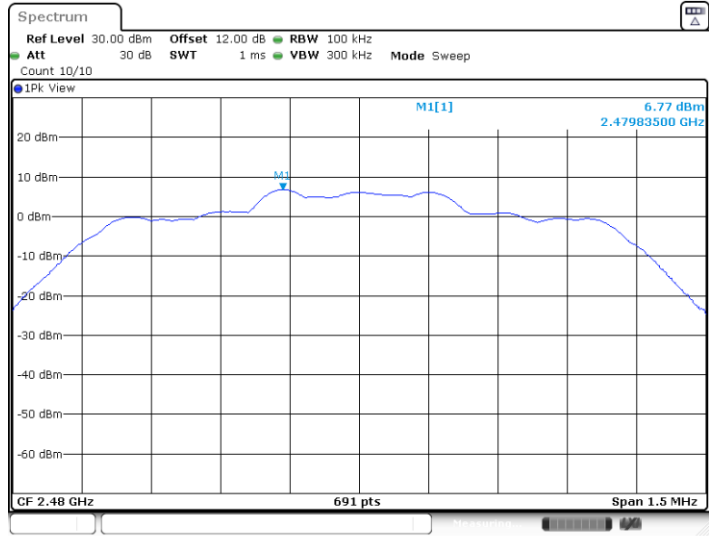
3DH1\_BT/WIFI 0 Path\_2441\_1000~26500



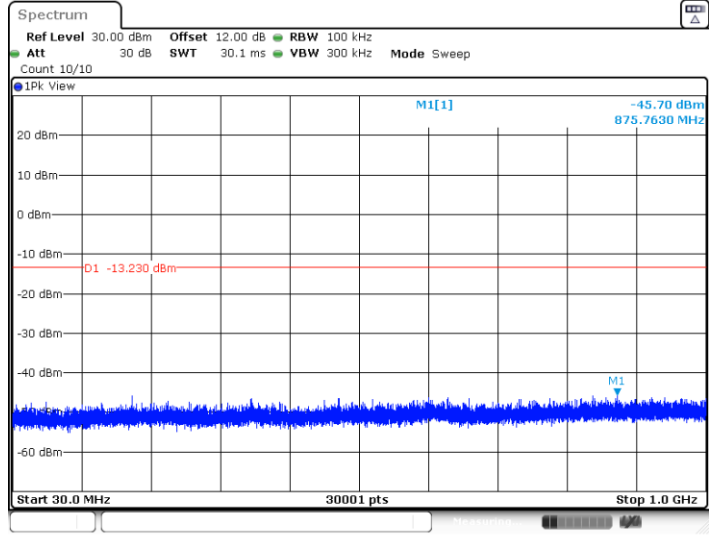
Date: 24.MAR.2024 09:16:10



3DH1\_BT Path\_2480\_0~Reference



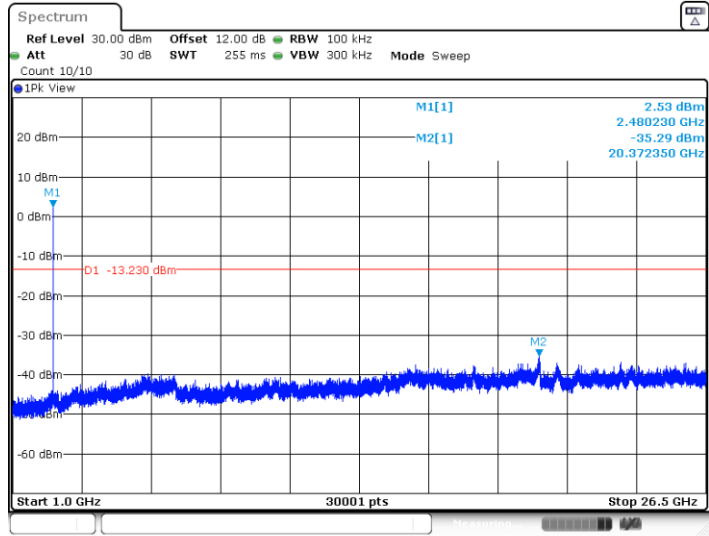
3DH1\_BT Path\_2480\_30~1000





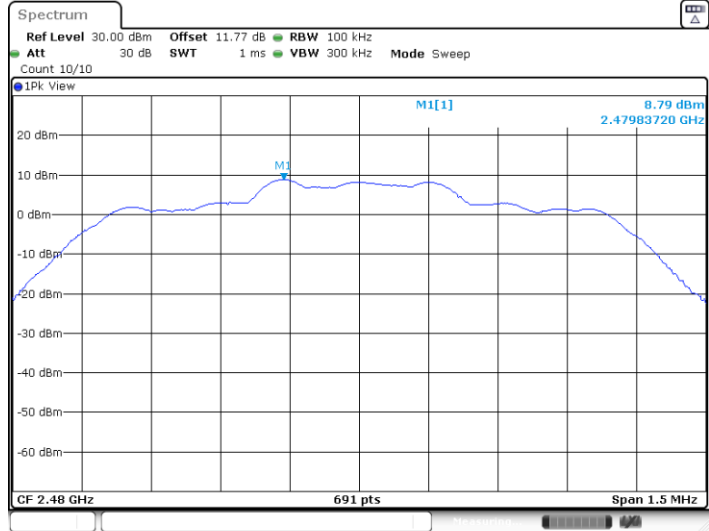


3DH1\_BT Path\_2480\_1000~26500



Date: 24.MAR.2024 06:17:34

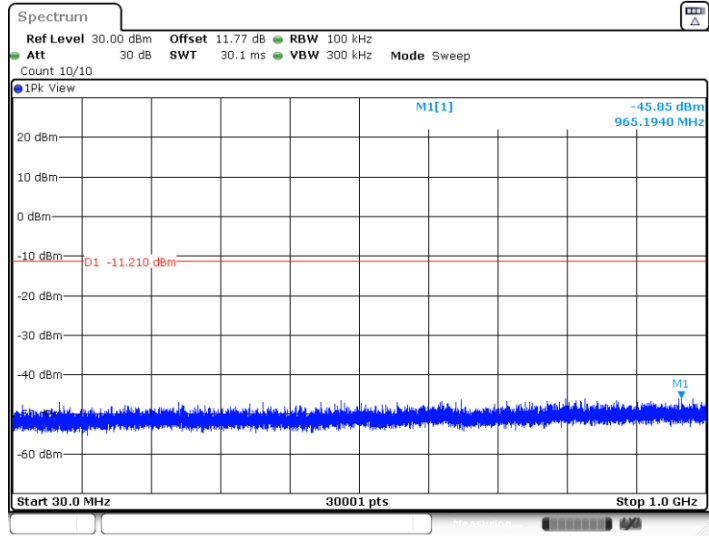
3DH1\_BT/WIFI 0 Path\_2480\_0~Reference



Date: 24.MAR.2024 09:17:15

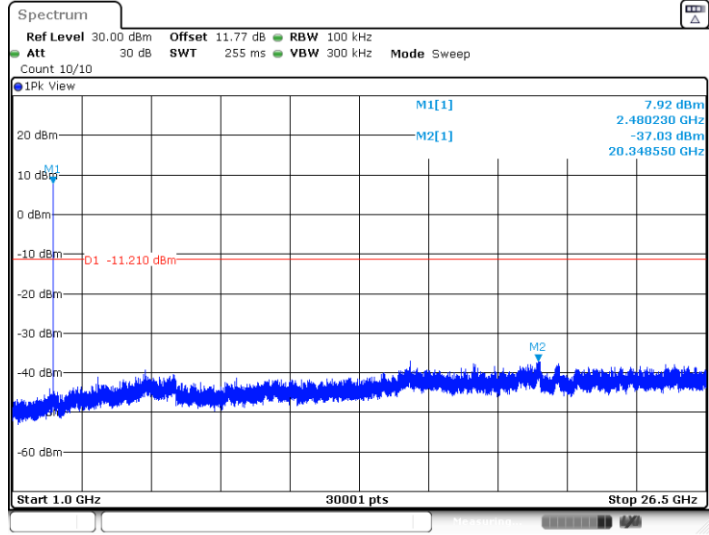


3DH1\_BT/WIFI 0 Path\_2480\_30~1000



Date: 24.MAR.2024 09:17:20

3DH1\_BT/WIFI 0 Path\_2480\_1000~26500

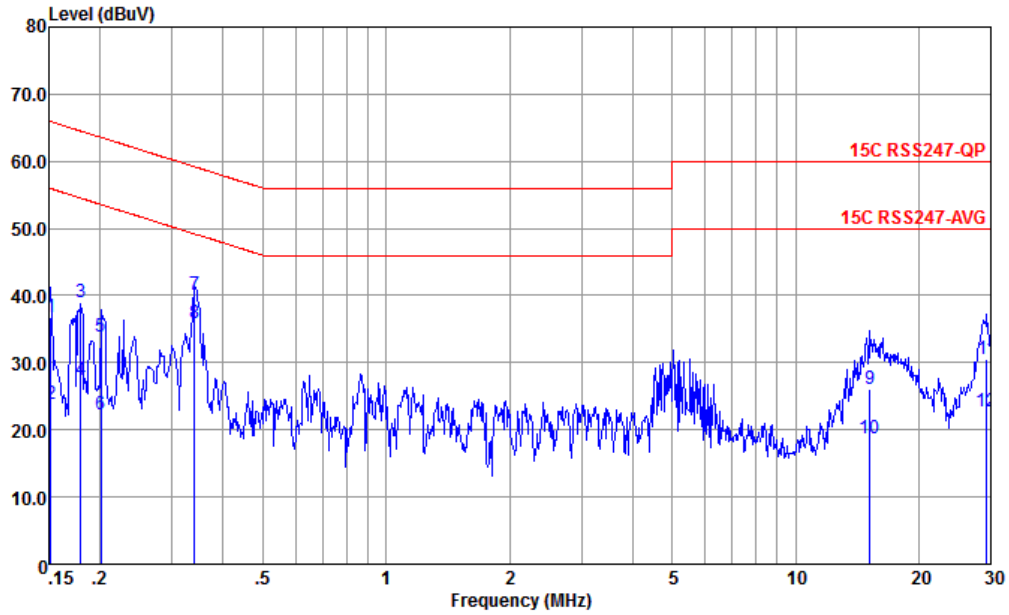


Date: 24.MAR.2024 09:17:36



## Appendix B. AC Conducted Emission Test Results

Test Engineer :	Amos Zhang	Temperature :	25.3~26.2°C
		Relative Humidity :	38~40%
Test Voltage :	120Vac / 60Hz	Phase :	Line
Remark :	All emissions not reported here are more than 10 dB below the prescribed limit.		

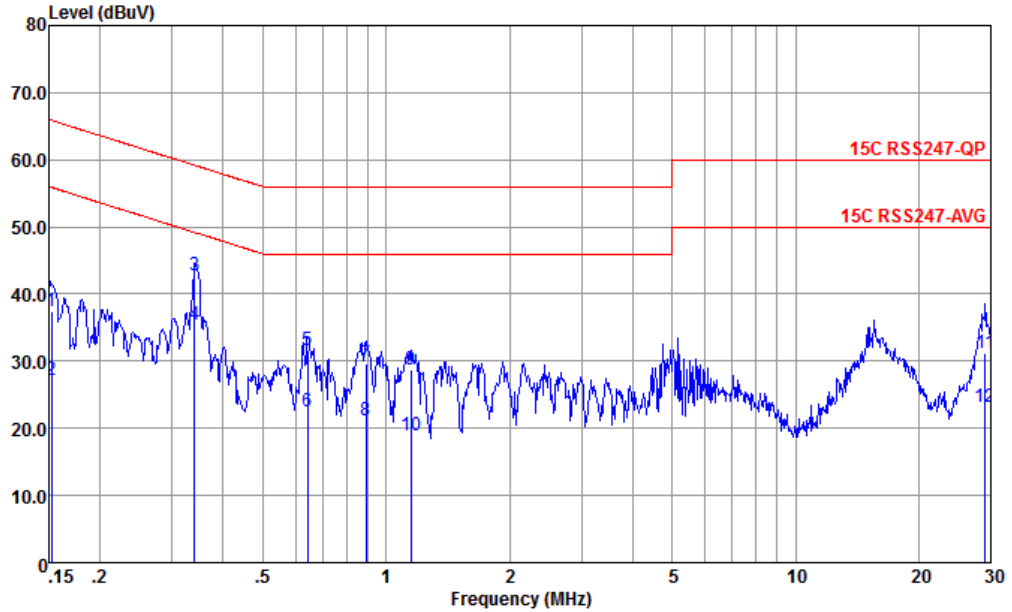


Site : CO01-KS  
 Condition : 15C RSS247-QP LISN-060105-L 2023 LINE

	Freq	Level	Over	Limit	Read	LISN	Cable	Remark
	MHz	dBuV	Limit	Line	Level	Factor	Loss	
			dB	dBuV	dBuV	dB	dB	
1	0.152	36.87	-29.04	65.91	26.40	0.05	10.42	QP
2	0.152	23.87	-32.04	55.91	13.40	0.05	10.42	Average
3	0.180	38.95	-25.55	64.50	28.50	0.04	10.41	QP
4	0.180	27.35	-27.15	54.50	16.90	0.04	10.41	Average
5	0.201	33.94	-29.64	63.58	23.50	0.03	10.41	QP
6	0.201	22.24	-31.34	53.58	11.80	0.03	10.41	Average
7	0.341	40.03	-19.15	59.18	29.70	0.02	10.31	QP
8 *	0.341	35.93	-13.25	49.18	25.60	0.02	10.31	Average
9	15.226	25.99	-34.01	60.00	14.90	-0.13	11.22	QP
10	15.226	18.79	-31.21	50.00	7.70	-0.13	11.22	Average
11	29.371	30.54	-29.46	60.00	19.20	-0.38	11.72	QP
12	29.371	22.74	-27.26	50.00	11.40	-0.38	11.72	Average



Test Engineer :	Amos Zhang	Temperature :	25.3~26.2°C
		Relative Humidity :	38~40%
Test Voltage :	120Vac / 60Hz	Phase :	Neutral
Remark :	All emissions not reported here are more than 10 dB below the prescribed limit.		



Site : CO01-KS  
 Condition : 15C RSS247-QP LISN-060105-N 2023 NEUTRAL

	Freq	Level	Over	Limit	Read	LISN	Cable	Remark
	MHz	dBuV	dB	dBuV	dBuV	dB	dB	
1	0.152	37.36	-28.51	65.87	26.90	0.04	10.42	QP
2	0.152	27.16	-28.71	55.87	16.70	0.04	10.42	Average
3	0.341	42.86	-16.32	59.18	32.60	-0.05	10.31	QP
4 *	0.341	35.36	-13.82	49.18	25.10	-0.05	10.31	Average
5	0.644	31.59	-24.41	56.00	21.50	-0.07	10.16	QP
6	0.644	22.49	-23.51	46.00	12.40	-0.07	10.16	Average
7	0.894	29.61	-26.39	56.00	19.60	-0.09	10.10	QP
8	0.894	21.21	-24.79	46.00	11.20	-0.09	10.10	Average
9	1.147	28.68	-27.32	56.00	18.69	-0.10	10.09	QP
10	1.147	18.88	-27.12	46.00	8.89	-0.10	10.09	Average
11	29.061	31.11	-28.89	60.00	19.80	-0.39	11.70	QP
12	29.061	23.11	-26.89	50.00	11.80	-0.39	11.70	Average

Note:

- Level(dBμV) = Read Level(dBμV) + LISN Factor(dB) + Cable Loss(dB)
- Over Limit(dB) = Level(dBμV) – Limit Line(dBμV)



## Appendix C. Radiated Spurious Emission Test Data

Test Engineer :	Koi Ji	Relative Humidity :	41 ~ 42%
		Temperature :	22 ~ 23°C

### Radiated Spurious Emission Test Modes

Mode	Band (MHz)	Antenna	Modulation	Channel	Frequency	Data Rate	Remark
Mode 1	2400-2483.5	BT	Bluetooth BR_GFSK	00	2402	3DH5	-
Mode 2	2400-2483.5	BT	Bluetooth BR_GFSK	39	2441	3DH5	-
Mode 3	2400-2483.5	BT	Bluetooth BR_GFSK	78	2480	3DH5	-
Mode 4	2400-2483.5	BT/WIFI 0	Bluetooth BR_GFSK	00	2402	3DH5	-
Mode 5	2400-2483.5	BT/WIFI 0	Bluetooth BR_GFSK	39	2441	3DH5	-
Mode 6	2400-2483.5	BT/WIFI 0	Bluetooth BR_GFSK	78	2480	3DH5	-

### Summary of each worse mode

Mode	Modulation	Ch.	Freq. (MHz)	Level (dBuV/m)	Limit (dBuV/m)	Margin (dB)	Pol.	Peak Avg.	Result	Remark
1	Bluetooth BR_GFSK	00	2387.09	51.18	74.00	-22.82	H	PEAK	Pass	Band Edge
1	Bluetooth BR_GFSK	00	4804.00	55.42	74.00	-18.58	H	PEAK	Pass	Harmonic
2	Bluetooth BR_GFSK	39	-	-	-	-	-	-	-	Band Edge
2	Bluetooth BR_GFSK	39	4882.00	54.83	74.00	-19.17	H	PEAK	Pass	Harmonic
3	Bluetooth BR_GFSK	78	2483.66	62.40	74.00	-11.60	H	PEAK	Pass	Band Edge
3	Bluetooth BR_GFSK	78	4960.00	55.36	74.00	-18.64	H	PEAK	Pass	Harmonic
4	Bluetooth BR_GFSK	00	2389.95	51.65	74.00	-22.35	H	PEAK	Pass	Band Edge
4	Bluetooth BR_GFSK	00	4804.00	55.72	74.00	-18.28	H	PEAK	Pass	Harmonic
5	Bluetooth BR_GFSK	39	-	-	-	-	-	-	-	Band Edge
5	Bluetooth BR_GFSK	39	4882.00	55.67	74.00	-18.33	H	PEAK	Pass	Harmonic
6	Bluetooth BR_GFSK	78	2483.72	64.43	74.00	-9.57	H	PEAK	Pass	Band Edge
6	Bluetooth BR_GFSK	78	4960.00	55.72	74.00	-18.28	H	PEAK	Pass	Harmonic



Mode	1																																																																																																										
	Band Edge																																																																																																										
	2400-2483.5_Bluetooth BR_GFSK_CH00_2402MHz																																																																																																										
ANT	BT path																																																																																																										
Pol.	Horizontal	Fundamental																																																																																																									
Peak																																																																																																											
	<table border="1"> <thead> <tr> <th>Limit</th> <th>Read</th> <th>Ant</th> <th>Cable</th> <th>Preamp</th> <th>Aux</th> <th>APos</th> <th>TPos</th> <th></th> </tr> <tr> <th>Freq</th> <th>Level</th> <th>Line Margin</th> <th>Level Factor</th> <th>Loss Factor</th> <th>Factor</th> <th>Factor</th> <th>Factor</th> <th>Remark</th> </tr> <tr> <th>MHz</th> <th>dBuV/m</th> <th>dBuV/m</th> <th>dB</th> <th>dBuV</th> <th>dB/m</th> <th>dB</th> <th>dB</th> <th>dB</th> </tr> </thead> <tbody> <tr> <td>1</td> <td>2387.09</td> <td>51.18</td> <td>74.00</td> <td>-22.82</td> <td>43.07</td> <td>31.81</td> <td>7.16</td> <td>36.86</td> <td>6.00</td> <td>300</td> <td>184</td> <td>PEAK</td> </tr> <tr> <td>2</td> <td>2387.09</td> <td>26.39</td> <td>54.00</td> <td>-27.61</td> <td>18.28</td> <td>31.81</td> <td>7.16</td> <td>36.86</td> <td>6.00</td> <td>300</td> <td>184</td> <td>AVERAGE</td> </tr> </tbody> </table>	Limit	Read	Ant	Cable	Preamp	Aux	APos	TPos		Freq	Level	Line Margin	Level Factor	Loss Factor	Factor	Factor	Factor	Remark	MHz	dBuV/m	dBuV/m	dB	dBuV	dB/m	dB	dB	dB	1	2387.09	51.18	74.00	-22.82	43.07	31.81	7.16	36.86	6.00	300	184	PEAK	2	2387.09	26.39	54.00	-27.61	18.28	31.81	7.16	36.86	6.00	300	184	AVERAGE	<table border="1"> <thead> <tr> <th>Limit</th> <th>Read</th> <th>Ant</th> <th>Cable</th> <th>Preamp</th> <th>Aux</th> <th>APos</th> <th>TPos</th> <th></th> </tr> <tr> <th>Freq</th> <th>Level</th> <th>Line Margin</th> <th>Level Factor</th> <th>Loss Factor</th> <th>Factor</th> <th>Factor</th> <th>Factor</th> <th>Remark</th> </tr> <tr> <th>MHz</th> <th>dBuV/m</th> <th>dBuV/m</th> <th>dB</th> <th>dBuV</th> <th>dB/m</th> <th>dB</th> <th>dB</th> <th>dB</th> </tr> </thead> <tbody> <tr> <td>1</td> <td>2402.00</td> <td>103.52</td> <td>-----</td> <td>-----</td> <td>95.29</td> <td>31.91</td> <td>7.18</td> <td>36.86</td> <td>6.00</td> <td>300</td> <td>184</td> <td>PEAK</td> </tr> <tr> <td>2</td> <td>2402.00</td> <td>78.73</td> <td>-----</td> <td>-----</td> <td>70.50</td> <td>31.91</td> <td>7.18</td> <td>36.86</td> <td>6.00</td> <td>300</td> <td>184</td> <td>AVERAGE</td> </tr> </tbody> </table>	Limit	Read	Ant	Cable	Preamp	Aux	APos	TPos		Freq	Level	Line Margin	Level Factor	Loss Factor	Factor	Factor	Factor	Remark	MHz	dBuV/m	dBuV/m	dB	dBuV	dB/m	dB	dB	dB	1	2402.00	103.52	-----	-----	95.29	31.91	7.18	36.86	6.00	300	184	PEAK	2	2402.00	78.73	-----	-----	70.50	31.91	7.18	36.86	6.00	300	184
Limit	Read	Ant	Cable	Preamp	Aux	APos	TPos																																																																																																				
Freq	Level	Line Margin	Level Factor	Loss Factor	Factor	Factor	Factor	Remark																																																																																																			
MHz	dBuV/m	dBuV/m	dB	dBuV	dB/m	dB	dB	dB																																																																																																			
1	2387.09	51.18	74.00	-22.82	43.07	31.81	7.16	36.86	6.00	300	184	PEAK																																																																																															
2	2387.09	26.39	54.00	-27.61	18.28	31.81	7.16	36.86	6.00	300	184	AVERAGE																																																																																															
Limit	Read	Ant	Cable	Preamp	Aux	APos	TPos																																																																																																				
Freq	Level	Line Margin	Level Factor	Loss Factor	Factor	Factor	Factor	Remark																																																																																																			
MHz	dBuV/m	dBuV/m	dB	dBuV	dB/m	dB	dB	dB																																																																																																			
1	2402.00	103.52	-----	-----	95.29	31.91	7.18	36.86	6.00	300	184	PEAK																																																																																															
2	2402.00	78.73	-----	-----	70.50	31.91	7.18	36.86	6.00	300	184	AVERAGE																																																																																															



Mode	1																																																																																																											
	Band Edge																																																																																																											
	2400-2483.5_Bluetooth BR_GFSK_CH00_2402MHz																																																																																																											
ANT	BT path																																																																																																											
Pol.	Vertical	Fundamental																																																																																																										
Peak	<table border="1"> <thead> <tr> <th>Limit</th> <th>Read</th> <th>Ant</th> <th>Cable</th> <th>Preamp</th> <th>Aux</th> <th>APos</th> <th>TPos</th> <th>Remark</th> </tr> <tr> <th>Freq</th> <th>Level</th> <th>Line Margin</th> <th>Level Factor</th> <th>Loss Factor</th> <th>Loss Factor</th> <th>Factor</th> <th></th> <th></th> </tr> <tr> <th>MHz</th> <th>dBuV/m</th> <th>dBuV/m</th> <th>dB</th> <th>dBuV</th> <th>dB/m</th> <th>dB</th> <th>dB</th> <th>cm</th> <th>deg</th> </tr> </thead> <tbody> <tr> <td>1</td> <td>2378.90</td> <td>49.87</td> <td>74.00</td> <td>-24.13</td> <td>41.83</td> <td>31.75</td> <td>7.15</td> <td>36.86</td> <td>6.00</td> <td>300</td> <td>85</td> <td>PEAK</td> </tr> <tr> <td>2</td> <td>2378.90</td> <td>25.08</td> <td>54.00</td> <td>-28.92</td> <td>17.04</td> <td>31.75</td> <td>7.15</td> <td>36.86</td> <td>6.00</td> <td>300</td> <td>85</td> <td>AVERAGE</td> </tr> </tbody> </table>	Limit	Read	Ant	Cable	Preamp	Aux	APos	TPos	Remark	Freq	Level	Line Margin	Level Factor	Loss Factor	Loss Factor	Factor			MHz	dBuV/m	dBuV/m	dB	dBuV	dB/m	dB	dB	cm	deg	1	2378.90	49.87	74.00	-24.13	41.83	31.75	7.15	36.86	6.00	300	85	PEAK	2	2378.90	25.08	54.00	-28.92	17.04	31.75	7.15	36.86	6.00	300	85	AVERAGE	<table border="1"> <thead> <tr> <th>Limit</th> <th>Read</th> <th>Ant</th> <th>Cable</th> <th>Preamp</th> <th>Aux</th> <th>APos</th> <th>TPos</th> <th>Remark</th> </tr> <tr> <th>Freq</th> <th>Level</th> <th>Line Margin</th> <th>Level Factor</th> <th>Loss Factor</th> <th>Loss Factor</th> <th>Factor</th> <th></th> <th></th> </tr> <tr> <th>MHz</th> <th>dBuV/m</th> <th>dBuV/m</th> <th>dB</th> <th>dBuV</th> <th>dB/m</th> <th>dB</th> <th>dB</th> <th>cm</th> <th>deg</th> </tr> </thead> <tbody> <tr> <td>1</td> <td>2402.00</td> <td>95.03</td> <td>-----</td> <td>86.80</td> <td>31.91</td> <td>7.18</td> <td>36.86</td> <td>6.00</td> <td>300</td> <td>85</td> <td>PEAK</td> </tr> <tr> <td>2</td> <td>2402.00</td> <td>70.24</td> <td>-----</td> <td>62.01</td> <td>31.91</td> <td>7.18</td> <td>36.86</td> <td>6.00</td> <td>300</td> <td>85</td> <td>AVERAGE</td> </tr> </tbody> </table>	Limit	Read	Ant	Cable	Preamp	Aux	APos	TPos	Remark	Freq	Level	Line Margin	Level Factor	Loss Factor	Loss Factor	Factor			MHz	dBuV/m	dBuV/m	dB	dBuV	dB/m	dB	dB	cm	deg	1	2402.00	95.03	-----	86.80	31.91	7.18	36.86	6.00	300	85	PEAK	2	2402.00	70.24	-----	62.01	31.91	7.18	36.86	6.00	300	85	AVERAGE
Limit	Read	Ant	Cable	Preamp	Aux	APos	TPos	Remark																																																																																																				
Freq	Level	Line Margin	Level Factor	Loss Factor	Loss Factor	Factor																																																																																																						
MHz	dBuV/m	dBuV/m	dB	dBuV	dB/m	dB	dB	cm	deg																																																																																																			
1	2378.90	49.87	74.00	-24.13	41.83	31.75	7.15	36.86	6.00	300	85	PEAK																																																																																																
2	2378.90	25.08	54.00	-28.92	17.04	31.75	7.15	36.86	6.00	300	85	AVERAGE																																																																																																
Limit	Read	Ant	Cable	Preamp	Aux	APos	TPos	Remark																																																																																																				
Freq	Level	Line Margin	Level Factor	Loss Factor	Loss Factor	Factor																																																																																																						
MHz	dBuV/m	dBuV/m	dB	dBuV	dB/m	dB	dB	cm	deg																																																																																																			
1	2402.00	95.03	-----	86.80	31.91	7.18	36.86	6.00	300	85	PEAK																																																																																																	
2	2402.00	70.24	-----	62.01	31.91	7.18	36.86	6.00	300	85	AVERAGE																																																																																																	



Mode	1																																																																																															
	Harmonic																																																																																															
	2400-2483.5_Bluetooth BR_GFSK_CH00_2402MHz																																																																																															
ANT	BT path																																																																																															
Pol.	Horizontal	Vertical																																																																																														
Peak Avg																																																																																																
	<table border="1"> <thead> <tr> <th>Limit</th> <th>Read</th> <th>Ant</th> <th>Cable</th> <th>Preamp</th> <th>Aux</th> <th>APos</th> <th>TPos</th> <th></th> </tr> <tr> <th>Freq</th> <th>Level</th> <th>Line Margin</th> <th>Level Factor</th> <th>Loss Factor</th> <th>Factor</th> <th></th> <th></th> <th>Remark</th> </tr> <tr> <th>MHz</th> <th>dBuV/m</th> <th>dBuV/m</th> <th>dB</th> <th>dBuV</th> <th>dB/m</th> <th>dB</th> <th>dB</th> <th>cm</th> <th>deg</th> </tr> </thead> <tbody> <tr> <td>1</td> <td>4804.00</td> <td>55.42</td> <td>74.00</td> <td>-18.58</td> <td>74.54</td> <td>34.09</td> <td>10.27</td> <td>63.48</td> <td>0.00</td> <td>126</td> <td>182</td> <td>PEAK</td> </tr> <tr> <td>2</td> <td>4804.00</td> <td>30.63</td> <td>54.00</td> <td>-23.37</td> <td>49.75</td> <td>34.09</td> <td>10.27</td> <td>63.48</td> <td>0.00</td> <td>126</td> <td>182</td> <td>AVERAGE</td> </tr> </tbody> </table>	Limit	Read	Ant	Cable	Preamp	Aux	APos	TPos		Freq	Level	Line Margin	Level Factor	Loss Factor	Factor			Remark	MHz	dBuV/m	dBuV/m	dB	dBuV	dB/m	dB	dB	cm	deg	1	4804.00	55.42	74.00	-18.58	74.54	34.09	10.27	63.48	0.00	126	182	PEAK	2	4804.00	30.63	54.00	-23.37	49.75	34.09	10.27	63.48	0.00	126	182	AVERAGE	<table border="1"> <thead> <tr> <th>Limit</th> <th>Read</th> <th>Ant</th> <th>Cable</th> <th>Preamp</th> <th>Aux</th> <th>APos</th> <th>TPos</th> <th></th> </tr> <tr> <th>Freq</th> <th>Level</th> <th>Line Margin</th> <th>Level Factor</th> <th>Loss Factor</th> <th>Factor</th> <th></th> <th></th> <th>Remark</th> </tr> <tr> <th>MHz</th> <th>dBuV/m</th> <th>dBuV/m</th> <th>dB</th> <th>dBuV</th> <th>dB/m</th> <th>dB</th> <th>dB</th> <th>cm</th> <th>deg</th> </tr> </thead> <tbody> <tr> <td>1</td> <td>4804.00</td> <td>41.02</td> <td>74.00</td> <td>-32.98</td> <td>60.14</td> <td>34.09</td> <td>10.27</td> <td>63.48</td> <td>0.00</td> <td>--</td> <td>--</td> <td>PEAK</td> </tr> </tbody> </table>	Limit	Read	Ant	Cable	Preamp	Aux	APos	TPos		Freq	Level	Line Margin	Level Factor	Loss Factor	Factor			Remark	MHz	dBuV/m	dBuV/m	dB	dBuV	dB/m	dB	dB	cm	deg	1	4804.00	41.02	74.00	-32.98	60.14	34.09	10.27	63.48	0.00	--	--
Limit	Read	Ant	Cable	Preamp	Aux	APos	TPos																																																																																									
Freq	Level	Line Margin	Level Factor	Loss Factor	Factor			Remark																																																																																								
MHz	dBuV/m	dBuV/m	dB	dBuV	dB/m	dB	dB	cm	deg																																																																																							
1	4804.00	55.42	74.00	-18.58	74.54	34.09	10.27	63.48	0.00	126	182	PEAK																																																																																				
2	4804.00	30.63	54.00	-23.37	49.75	34.09	10.27	63.48	0.00	126	182	AVERAGE																																																																																				
Limit	Read	Ant	Cable	Preamp	Aux	APos	TPos																																																																																									
Freq	Level	Line Margin	Level Factor	Loss Factor	Factor			Remark																																																																																								
MHz	dBuV/m	dBuV/m	dB	dBuV	dB/m	dB	dB	cm	deg																																																																																							
1	4804.00	41.02	74.00	-32.98	60.14	34.09	10.27	63.48	0.00	--	--	PEAK																																																																																				





Mode	2																																																																																																																										
	Harmonic																																																																																																																										
	2400-2483.5_Bluetooth BR_GFSK_CH39_2441MHz																																																																																																																										
ANT	BT path																																																																																																																										
Pol.	Horizontal	Vertical																																																																																																																									
Peak Avg	<table border="1"> <thead> <tr> <th>Limit</th> <th>Read</th> <th>Ant</th> <th>Cable</th> <th>Preamp</th> <th>Aux</th> <th>APos</th> <th>TPos</th> <th>Remark</th> </tr> <tr> <th>Freq</th> <th>Level</th> <th>Line Margin</th> <th>Level</th> <th>Factor</th> <th>Loss Factor</th> <th>Factor</th> <th></th> <th></th> </tr> <tr> <th>MHz</th> <th>dBuV/m</th> <th>dBuV/m</th> <th>dB</th> <th>dBuV</th> <th>dB/m</th> <th>dB</th> <th>dB</th> <th>cm</th> <th>deg</th> </tr> </thead> <tbody> <tr> <td>1</td> <td>4882.00</td> <td>54.83</td> <td>74.00</td> <td>-19.17</td> <td>74.02</td> <td>33.94</td> <td>10.35</td> <td>63.48</td> <td>0.00</td> <td>148</td> <td>181</td> <td>PEAK</td> </tr> <tr> <td>2</td> <td>4882.00</td> <td>30.04</td> <td>54.00</td> <td>-23.96</td> <td>49.23</td> <td>33.94</td> <td>10.35</td> <td>63.48</td> <td>0.00</td> <td>148</td> <td>181</td> <td>AVERAGE</td> </tr> <tr> <td>3</td> <td>7323.00</td> <td>43.64</td> <td>74.00</td> <td>-30.36</td> <td>58.93</td> <td>35.60</td> <td>12.79</td> <td>63.68</td> <td>0.00</td> <td>--</td> <td>--</td> <td>PEAK</td> </tr> </tbody> </table>	Limit	Read	Ant	Cable	Preamp	Aux	APos	TPos	Remark	Freq	Level	Line Margin	Level	Factor	Loss Factor	Factor			MHz	dBuV/m	dBuV/m	dB	dBuV	dB/m	dB	dB	cm	deg	1	4882.00	54.83	74.00	-19.17	74.02	33.94	10.35	63.48	0.00	148	181	PEAK	2	4882.00	30.04	54.00	-23.96	49.23	33.94	10.35	63.48	0.00	148	181	AVERAGE	3	7323.00	43.64	74.00	-30.36	58.93	35.60	12.79	63.68	0.00	--	--	PEAK	<table border="1"> <thead> <tr> <th>Limit</th> <th>Read</th> <th>Ant</th> <th>Cable</th> <th>Preamp</th> <th>Aux</th> <th>APos</th> <th>TPos</th> <th>Remark</th> </tr> <tr> <th>Freq</th> <th>Level</th> <th>Line Margin</th> <th>Level</th> <th>Factor</th> <th>Loss Factor</th> <th>Factor</th> <th></th> <th></th> </tr> <tr> <th>MHz</th> <th>dBuV/m</th> <th>dBuV/m</th> <th>dB</th> <th>dBuV</th> <th>dB/m</th> <th>dB</th> <th>dB</th> <th>cm</th> <th>deg</th> </tr> </thead> <tbody> <tr> <td>1</td> <td>4882.00</td> <td>41.59</td> <td>74.00</td> <td>-32.41</td> <td>60.78</td> <td>33.94</td> <td>10.35</td> <td>63.48</td> <td>0.00</td> <td>--</td> <td>--</td> <td>PEAK</td> </tr> <tr> <td>2</td> <td>7323.00</td> <td>42.78</td> <td>74.00</td> <td>-31.22</td> <td>58.07</td> <td>35.60</td> <td>12.79</td> <td>63.68</td> <td>0.00</td> <td>--</td> <td>--</td> <td>PEAK</td> </tr> </tbody> </table>	Limit	Read	Ant	Cable	Preamp	Aux	APos	TPos	Remark	Freq	Level	Line Margin	Level	Factor	Loss Factor	Factor			MHz	dBuV/m	dBuV/m	dB	dBuV	dB/m	dB	dB	cm	deg	1	4882.00	41.59	74.00	-32.41	60.78	33.94	10.35	63.48	0.00	--	--	PEAK	2	7323.00	42.78	74.00	-31.22	58.07	35.60	12.79	63.68	0.00	--	--	PEAK
Limit	Read	Ant	Cable	Preamp	Aux	APos	TPos	Remark																																																																																																																			
Freq	Level	Line Margin	Level	Factor	Loss Factor	Factor																																																																																																																					
MHz	dBuV/m	dBuV/m	dB	dBuV	dB/m	dB	dB	cm	deg																																																																																																																		
1	4882.00	54.83	74.00	-19.17	74.02	33.94	10.35	63.48	0.00	148	181	PEAK																																																																																																															
2	4882.00	30.04	54.00	-23.96	49.23	33.94	10.35	63.48	0.00	148	181	AVERAGE																																																																																																															
3	7323.00	43.64	74.00	-30.36	58.93	35.60	12.79	63.68	0.00	--	--	PEAK																																																																																																															
Limit	Read	Ant	Cable	Preamp	Aux	APos	TPos	Remark																																																																																																																			
Freq	Level	Line Margin	Level	Factor	Loss Factor	Factor																																																																																																																					
MHz	dBuV/m	dBuV/m	dB	dBuV	dB/m	dB	dB	cm	deg																																																																																																																		
1	4882.00	41.59	74.00	-32.41	60.78	33.94	10.35	63.48	0.00	--	--	PEAK																																																																																																															
2	7323.00	42.78	74.00	-31.22	58.07	35.60	12.79	63.68	0.00	--	--	PEAK																																																																																																															



Mode	3																																																																																																														
	Band Edge																																																																																																														
	2400-2483.5_Bluetooth BR_GFSK_CH78_2480MHz																																																																																																														
ANT	BT path																																																																																																														
Pol.	Horizontal	Fundamental																																																																																																													
Peak																																																																																																															
	<table border="1"> <thead> <tr> <th>Limit</th> <th>Read</th> <th>Ant</th> <th>Cable</th> <th>Preamp</th> <th>Aux</th> <th>APos</th> <th>TPos</th> <th></th> </tr> <tr> <th>Freq</th> <th>Level</th> <th>Line Margin</th> <th>Level Factor</th> <th>Loss Factor</th> <th>Factor</th> <th>Factor</th> <th>Factor</th> <th>Remark</th> </tr> <tr> <th>MHz</th> <th>dBuV/m</th> <th>dBuV/m</th> <th>dB</th> <th>dBuV</th> <th>dB/m</th> <th>dB</th> <th>dB</th> <th>dB</th> <th>cm</th> <th>deg</th> </tr> </thead> <tbody> <tr> <td>1</td> <td>2483.66</td> <td>62.40</td> <td>74.00</td> <td>-11.60</td> <td>53.69</td> <td>32.23</td> <td>7.33</td> <td>36.85</td> <td>6.00</td> <td>114</td> <td>167</td> <td>PEAK</td> </tr> <tr> <td>2</td> <td>2483.66</td> <td>37.61</td> <td>54.00</td> <td>-16.39</td> <td>28.90</td> <td>32.23</td> <td>7.33</td> <td>36.85</td> <td>6.00</td> <td>114</td> <td>167</td> <td>AVERAGE</td> </tr> </tbody> </table>	Limit	Read	Ant	Cable	Preamp	Aux	APos	TPos		Freq	Level	Line Margin	Level Factor	Loss Factor	Factor	Factor	Factor	Remark	MHz	dBuV/m	dBuV/m	dB	dBuV	dB/m	dB	dB	dB	cm	deg	1	2483.66	62.40	74.00	-11.60	53.69	32.23	7.33	36.85	6.00	114	167	PEAK	2	2483.66	37.61	54.00	-16.39	28.90	32.23	7.33	36.85	6.00	114	167	AVERAGE	<table border="1"> <thead> <tr> <th>Limit</th> <th>Read</th> <th>Ant</th> <th>Cable</th> <th>Preamp</th> <th>Aux</th> <th>APos</th> <th>TPos</th> <th></th> </tr> <tr> <th>Freq</th> <th>Level</th> <th>Line Margin</th> <th>Level Factor</th> <th>Loss Factor</th> <th>Factor</th> <th>Factor</th> <th>Factor</th> <th>Remark</th> </tr> <tr> <th>MHz</th> <th>dBuV/m</th> <th>dBuV/m</th> <th>dB</th> <th>dBuV</th> <th>dB/m</th> <th>dB</th> <th>dB</th> <th>dB</th> <th>cm</th> <th>deg</th> </tr> </thead> <tbody> <tr> <td>1</td> <td>2480.00</td> <td>105.90</td> <td>-----</td> <td>-----</td> <td>97.29</td> <td>32.22</td> <td>7.32</td> <td>36.85</td> <td>6.00</td> <td>114</td> <td>167</td> <td>PEAK</td> </tr> <tr> <td>2</td> <td>2480.00</td> <td>81.19</td> <td>-----</td> <td>-----</td> <td>72.50</td> <td>32.22</td> <td>7.32</td> <td>36.85</td> <td>6.00</td> <td>114</td> <td>167</td> <td>AVERAGE</td> </tr> </tbody> </table>	Limit	Read	Ant	Cable	Preamp	Aux	APos	TPos		Freq	Level	Line Margin	Level Factor	Loss Factor	Factor	Factor	Factor	Remark	MHz	dBuV/m	dBuV/m	dB	dBuV	dB/m	dB	dB	dB	cm	deg	1	2480.00	105.90	-----	-----	97.29	32.22	7.32	36.85	6.00	114	167	PEAK	2	2480.00	81.19	-----	-----	72.50	32.22	7.32	36.85	6.00	114	167
Limit	Read	Ant	Cable	Preamp	Aux	APos	TPos																																																																																																								
Freq	Level	Line Margin	Level Factor	Loss Factor	Factor	Factor	Factor	Remark																																																																																																							
MHz	dBuV/m	dBuV/m	dB	dBuV	dB/m	dB	dB	dB	cm	deg																																																																																																					
1	2483.66	62.40	74.00	-11.60	53.69	32.23	7.33	36.85	6.00	114	167	PEAK																																																																																																			
2	2483.66	37.61	54.00	-16.39	28.90	32.23	7.33	36.85	6.00	114	167	AVERAGE																																																																																																			
Limit	Read	Ant	Cable	Preamp	Aux	APos	TPos																																																																																																								
Freq	Level	Line Margin	Level Factor	Loss Factor	Factor	Factor	Factor	Remark																																																																																																							
MHz	dBuV/m	dBuV/m	dB	dBuV	dB/m	dB	dB	dB	cm	deg																																																																																																					
1	2480.00	105.90	-----	-----	97.29	32.22	7.32	36.85	6.00	114	167	PEAK																																																																																																			
2	2480.00	81.19	-----	-----	72.50	32.22	7.32	36.85	6.00	114	167	AVERAGE																																																																																																			



Mode	3																																																																																																								
	Band Edge																																																																																																								
	2400-2483.5_Bluetooth BR_GFSK_CH78_2480MHz																																																																																																								
ANT	BT path																																																																																																								
Pol.	Vertical	Fundamental																																																																																																							
Peak																																																																																																									
	<table border="1"> <thead> <tr> <th>Limit</th> <th>Read</th> <th>Ant</th> <th>Cable</th> <th>Preamp</th> <th>Aux</th> <th>APos</th> <th>TPos</th> <th></th> </tr> <tr> <th>Freq</th> <th>Level</th> <th>Line</th> <th>Margin</th> <th>Level</th> <th>Factor</th> <th>Loss</th> <th>Factor</th> <th>Factor</th> <th>Remark</th> </tr> <tr> <th>MHz</th> <th>dBuV/m</th> <th>dBuV/m</th> <th>dB</th> <th>dBuV</th> <th>dB/m</th> <th>dB</th> <th>dB</th> <th>dB</th> <th>cm</th> <th>deg</th> </tr> </thead> <tbody> <tr> <td>1 2484.01</td> <td>55.33</td> <td>74.00</td> <td>-18.67</td> <td>46.61</td> <td>32.24</td> <td>7.33</td> <td>36.85</td> <td>6.00</td> <td>375</td> <td>101 PEAK</td> </tr> <tr> <td>2 2484.01</td> <td>30.54</td> <td>54.00</td> <td>-23.46</td> <td>21.82</td> <td>32.24</td> <td>7.33</td> <td>36.85</td> <td>6.00</td> <td>375</td> <td>101 AVERAGE</td> </tr> </tbody> </table>	Limit	Read	Ant	Cable	Preamp	Aux	APos	TPos		Freq	Level	Line	Margin	Level	Factor	Loss	Factor	Factor	Remark	MHz	dBuV/m	dBuV/m	dB	dBuV	dB/m	dB	dB	dB	cm	deg	1 2484.01	55.33	74.00	-18.67	46.61	32.24	7.33	36.85	6.00	375	101 PEAK	2 2484.01	30.54	54.00	-23.46	21.82	32.24	7.33	36.85	6.00	375	101 AVERAGE	<table border="1"> <thead> <tr> <th>Limit</th> <th>Read</th> <th>Ant</th> <th>Cable</th> <th>Preamp</th> <th>Aux</th> <th>APos</th> <th>TPos</th> <th></th> </tr> <tr> <th>Freq</th> <th>Level</th> <th>Line</th> <th>Margin</th> <th>Level</th> <th>Factor</th> <th>Loss</th> <th>Factor</th> <th>Factor</th> <th>Remark</th> </tr> <tr> <th>MHz</th> <th>dBuV/m</th> <th>dBuV/m</th> <th>dB</th> <th>dBuV</th> <th>dB/m</th> <th>dB</th> <th>dB</th> <th>dB</th> <th>cm</th> <th>deg</th> </tr> </thead> <tbody> <tr> <td>1 2480.00</td> <td>98.36</td> <td>-----</td> <td>-----</td> <td>89.67</td> <td>32.22</td> <td>7.32</td> <td>36.85</td> <td>6.00</td> <td>375</td> <td>101 PEAK</td> </tr> <tr> <td>2 2480.00</td> <td>73.57</td> <td>-----</td> <td>-----</td> <td>64.88</td> <td>32.22</td> <td>7.32</td> <td>36.85</td> <td>6.00</td> <td>375</td> <td>101 AVERAGE</td> </tr> </tbody> </table>	Limit	Read	Ant	Cable	Preamp	Aux	APos	TPos		Freq	Level	Line	Margin	Level	Factor	Loss	Factor	Factor	Remark	MHz	dBuV/m	dBuV/m	dB	dBuV	dB/m	dB	dB	dB	cm	deg	1 2480.00	98.36	-----	-----	89.67	32.22	7.32	36.85	6.00	375	101 PEAK	2 2480.00	73.57	-----	-----	64.88	32.22	7.32	36.85	6.00	375
Limit	Read	Ant	Cable	Preamp	Aux	APos	TPos																																																																																																		
Freq	Level	Line	Margin	Level	Factor	Loss	Factor	Factor	Remark																																																																																																
MHz	dBuV/m	dBuV/m	dB	dBuV	dB/m	dB	dB	dB	cm	deg																																																																																															
1 2484.01	55.33	74.00	-18.67	46.61	32.24	7.33	36.85	6.00	375	101 PEAK																																																																																															
2 2484.01	30.54	54.00	-23.46	21.82	32.24	7.33	36.85	6.00	375	101 AVERAGE																																																																																															
Limit	Read	Ant	Cable	Preamp	Aux	APos	TPos																																																																																																		
Freq	Level	Line	Margin	Level	Factor	Loss	Factor	Factor	Remark																																																																																																
MHz	dBuV/m	dBuV/m	dB	dBuV	dB/m	dB	dB	dB	cm	deg																																																																																															
1 2480.00	98.36	-----	-----	89.67	32.22	7.32	36.85	6.00	375	101 PEAK																																																																																															
2 2480.00	73.57	-----	-----	64.88	32.22	7.32	36.85	6.00	375	101 AVERAGE																																																																																															



Mode	3																																																																																																																										
	Harmonic																																																																																																																										
	2400-2483.5_Bluetooth BR_GFSK_CH78_2480MHz																																																																																																																										
ANT	BT path																																																																																																																										
Pol.	Horizontal	Vertical																																																																																																																									
Peak Avg	<table border="1"> <thead> <tr> <th>Limit</th> <th>Read</th> <th>Ant</th> <th>Cable</th> <th>Preamp</th> <th>Aux</th> <th>APos</th> <th>TPos</th> <th>Remark</th> </tr> <tr> <th>Freq</th> <th>Level</th> <th>Line Margin</th> <th>Level</th> <th>Factor</th> <th>Loss Factor</th> <th>Factor</th> <th></th> <th></th> </tr> <tr> <th>MHz</th> <th>dBuV/m</th> <th>dBuV/m</th> <th>dB</th> <th>dBuV</th> <th>dB/m</th> <th>dB</th> <th>dB</th> <th>cm</th> <th>deg</th> </tr> </thead> <tbody> <tr> <td>1</td> <td>4960.00</td> <td>55.36</td> <td>74.00</td> <td>-18.64</td> <td>74.44</td> <td>33.96</td> <td>10.44</td> <td>63.48</td> <td>0.00</td> <td>139</td> <td>182</td> <td>PEAK</td> </tr> <tr> <td>2</td> <td>4960.00</td> <td>30.57</td> <td>54.00</td> <td>-23.43</td> <td>49.65</td> <td>33.96</td> <td>10.44</td> <td>63.48</td> <td>0.00</td> <td>139</td> <td>182</td> <td>AVERAGE</td> </tr> <tr> <td>3</td> <td>7440.00</td> <td>42.35</td> <td>74.00</td> <td>-31.65</td> <td>57.53</td> <td>35.64</td> <td>12.93</td> <td>63.75</td> <td>0.00</td> <td>--</td> <td>--</td> <td>PEAK</td> </tr> </tbody> </table>	Limit	Read	Ant	Cable	Preamp	Aux	APos	TPos	Remark	Freq	Level	Line Margin	Level	Factor	Loss Factor	Factor			MHz	dBuV/m	dBuV/m	dB	dBuV	dB/m	dB	dB	cm	deg	1	4960.00	55.36	74.00	-18.64	74.44	33.96	10.44	63.48	0.00	139	182	PEAK	2	4960.00	30.57	54.00	-23.43	49.65	33.96	10.44	63.48	0.00	139	182	AVERAGE	3	7440.00	42.35	74.00	-31.65	57.53	35.64	12.93	63.75	0.00	--	--	PEAK	<table border="1"> <thead> <tr> <th>Limit</th> <th>Read</th> <th>Ant</th> <th>Cable</th> <th>Preamp</th> <th>Aux</th> <th>APos</th> <th>TPos</th> <th>Remark</th> </tr> <tr> <th>Freq</th> <th>Level</th> <th>Line Margin</th> <th>Level</th> <th>Factor</th> <th>Loss Factor</th> <th>Factor</th> <th></th> <th></th> </tr> <tr> <th>MHz</th> <th>dBuV/m</th> <th>dBuV/m</th> <th>dB</th> <th>dBuV</th> <th>dB/m</th> <th>dB</th> <th>dB</th> <th>cm</th> <th>deg</th> </tr> </thead> <tbody> <tr> <td>1</td> <td>4960.00</td> <td>42.51</td> <td>74.00</td> <td>-31.49</td> <td>61.59</td> <td>33.96</td> <td>10.44</td> <td>63.48</td> <td>0.00</td> <td>--</td> <td>--</td> <td>PEAK</td> </tr> <tr> <td>2</td> <td>7440.00</td> <td>42.37</td> <td>74.00</td> <td>-31.63</td> <td>57.55</td> <td>35.64</td> <td>12.93</td> <td>63.75</td> <td>0.00</td> <td>--</td> <td>--</td> <td>PEAK</td> </tr> </tbody> </table>	Limit	Read	Ant	Cable	Preamp	Aux	APos	TPos	Remark	Freq	Level	Line Margin	Level	Factor	Loss Factor	Factor			MHz	dBuV/m	dBuV/m	dB	dBuV	dB/m	dB	dB	cm	deg	1	4960.00	42.51	74.00	-31.49	61.59	33.96	10.44	63.48	0.00	--	--	PEAK	2	7440.00	42.37	74.00	-31.63	57.55	35.64	12.93	63.75	0.00	--	--	PEAK
Limit	Read	Ant	Cable	Preamp	Aux	APos	TPos	Remark																																																																																																																			
Freq	Level	Line Margin	Level	Factor	Loss Factor	Factor																																																																																																																					
MHz	dBuV/m	dBuV/m	dB	dBuV	dB/m	dB	dB	cm	deg																																																																																																																		
1	4960.00	55.36	74.00	-18.64	74.44	33.96	10.44	63.48	0.00	139	182	PEAK																																																																																																															
2	4960.00	30.57	54.00	-23.43	49.65	33.96	10.44	63.48	0.00	139	182	AVERAGE																																																																																																															
3	7440.00	42.35	74.00	-31.65	57.53	35.64	12.93	63.75	0.00	--	--	PEAK																																																																																																															
Limit	Read	Ant	Cable	Preamp	Aux	APos	TPos	Remark																																																																																																																			
Freq	Level	Line Margin	Level	Factor	Loss Factor	Factor																																																																																																																					
MHz	dBuV/m	dBuV/m	dB	dBuV	dB/m	dB	dB	cm	deg																																																																																																																		
1	4960.00	42.51	74.00	-31.49	61.59	33.96	10.44	63.48	0.00	--	--	PEAK																																																																																																															
2	7440.00	42.37	74.00	-31.63	57.55	35.64	12.93	63.75	0.00	--	--	PEAK																																																																																																															



Mode	4																																																																																																														
	Band Edge																																																																																																														
	2400-2483.5_Bluetooth BR_GFSK_CH00_2402MHz																																																																																																														
ANT	BT/WIFI 0 path																																																																																																														
Pol.	Horizontal	Fundamental																																																																																																													
Peak																																																																																																															
	<table border="1"> <thead> <tr> <th></th> <th>Limit</th> <th>Read</th> <th>Ant</th> <th>Cable</th> <th>Preamp</th> <th>Aux</th> <th>APos</th> <th>TPos</th> <th></th> </tr> <tr> <th>Freq</th> <th>Level</th> <th>Line Margin</th> <th>Level Factor</th> <th>Loss Factor</th> <th>Loss Factor</th> <th>Factor</th> <th></th> <th></th> <th>Remark</th> </tr> <tr> <th></th> <th>MHz</th> <th>dBuV/m</th> <th>dBuV/m</th> <th>dB</th> <th>dBuV</th> <th>dB/m</th> <th>dB</th> <th>dB</th> <th>cm</th> <th>deg</th> </tr> </thead> <tbody> <tr> <td>1</td> <td>2389.95</td> <td>51.65</td> <td>74.00</td> <td>-22.35</td> <td>43.52</td> <td>31.83</td> <td>7.16</td> <td>36.86</td> <td>6.00</td> <td>117</td> <td>239 PEAK</td> </tr> <tr> <td>2</td> <td>2389.95</td> <td>26.86</td> <td>54.00</td> <td>-27.14</td> <td>18.73</td> <td>31.83</td> <td>7.16</td> <td>36.86</td> <td>6.00</td> <td>117</td> <td>239 AVERAGE</td> </tr> </tbody> </table>		Limit	Read	Ant	Cable	Preamp	Aux	APos	TPos		Freq	Level	Line Margin	Level Factor	Loss Factor	Loss Factor	Factor			Remark		MHz	dBuV/m	dBuV/m	dB	dBuV	dB/m	dB	dB	cm	deg	1	2389.95	51.65	74.00	-22.35	43.52	31.83	7.16	36.86	6.00	117	239 PEAK	2	2389.95	26.86	54.00	-27.14	18.73	31.83	7.16	36.86	6.00	117	239 AVERAGE	<table border="1"> <thead> <tr> <th></th> <th>Limit</th> <th>Read</th> <th>Ant</th> <th>Cable</th> <th>Preamp</th> <th>Aux</th> <th>APos</th> <th>TPos</th> <th></th> </tr> <tr> <th>Freq</th> <th>Level</th> <th>Line Margin</th> <th>Level Factor</th> <th>Loss Factor</th> <th>Loss Factor</th> <th>Factor</th> <th></th> <th></th> <th>Remark</th> </tr> <tr> <th></th> <th>MHz</th> <th>dBuV/m</th> <th>dBuV/m</th> <th>dB</th> <th>dBuV</th> <th>dB/m</th> <th>dB</th> <th>dB</th> <th>cm</th> <th>deg</th> </tr> </thead> <tbody> <tr> <td>1</td> <td>2402.00</td> <td>104.26</td> <td>-----</td> <td>-----</td> <td>96.01</td> <td>31.92</td> <td>7.19</td> <td>36.86</td> <td>6.00</td> <td>117</td> <td>239 PEAK</td> </tr> <tr> <td>2</td> <td>2402.00</td> <td>79.47</td> <td>-----</td> <td>-----</td> <td>71.22</td> <td>31.92</td> <td>7.19</td> <td>36.86</td> <td>6.00</td> <td>117</td> <td>239 AVERAGE</td> </tr> </tbody> </table>		Limit	Read	Ant	Cable	Preamp	Aux	APos	TPos		Freq	Level	Line Margin	Level Factor	Loss Factor	Loss Factor	Factor			Remark		MHz	dBuV/m	dBuV/m	dB	dBuV	dB/m	dB	dB	cm	deg	1	2402.00	104.26	-----	-----	96.01	31.92	7.19	36.86	6.00	117	239 PEAK	2	2402.00	79.47	-----	-----	71.22	31.92	7.19	36.86	6.00	117
	Limit	Read	Ant	Cable	Preamp	Aux	APos	TPos																																																																																																							
Freq	Level	Line Margin	Level Factor	Loss Factor	Loss Factor	Factor			Remark																																																																																																						
	MHz	dBuV/m	dBuV/m	dB	dBuV	dB/m	dB	dB	cm	deg																																																																																																					
1	2389.95	51.65	74.00	-22.35	43.52	31.83	7.16	36.86	6.00	117	239 PEAK																																																																																																				
2	2389.95	26.86	54.00	-27.14	18.73	31.83	7.16	36.86	6.00	117	239 AVERAGE																																																																																																				
	Limit	Read	Ant	Cable	Preamp	Aux	APos	TPos																																																																																																							
Freq	Level	Line Margin	Level Factor	Loss Factor	Loss Factor	Factor			Remark																																																																																																						
	MHz	dBuV/m	dBuV/m	dB	dBuV	dB/m	dB	dB	cm	deg																																																																																																					
1	2402.00	104.26	-----	-----	96.01	31.92	7.19	36.86	6.00	117	239 PEAK																																																																																																				
2	2402.00	79.47	-----	-----	71.22	31.92	7.19	36.86	6.00	117	239 AVERAGE																																																																																																				



Mode	4																																																																																																												
	Band Edge																																																																																																												
	2400-2483.5_Bluetooth BR_GFSK_CH00_2402MHz																																																																																																												
ANT	BT/WIFI 0 path																																																																																																												
Pol.	Vertical	Fundamental																																																																																																											
Peak																																																																																																													
	<table border="1"> <thead> <tr> <th>Limit</th> <th>Read</th> <th>Ant</th> <th>Cable</th> <th>Preamp</th> <th>Aux</th> <th>APos</th> <th>TPos</th> <th></th> </tr> <tr> <th>Freq</th> <th>Level</th> <th>Line Margin</th> <th>Level Factor</th> <th>Loss Factor</th> <th>Loss Factor</th> <th>Factor</th> <th>Factor</th> <th>Remark</th> </tr> <tr> <th>MHz</th> <th>dBuV/m</th> <th>dBuV/m</th> <th>dB</th> <th>dBuV</th> <th>dB/m</th> <th>dB</th> <th>dB</th> <th>cm</th> <th>deg</th> </tr> </thead> <tbody> <tr> <td>1</td> <td>2386.44</td> <td>49.03</td> <td>74.00</td> <td>-24.97</td> <td>40.92</td> <td>31.81</td> <td>7.16</td> <td>36.86</td> <td>6.00</td> <td>285</td> <td>97</td> <td>PEAK</td> </tr> <tr> <td>2</td> <td>2386.44</td> <td>24.24</td> <td>54.00</td> <td>-29.76</td> <td>16.13</td> <td>31.81</td> <td>7.16</td> <td>36.86</td> <td>6.00</td> <td>285</td> <td>97</td> <td>AVERAGE</td> </tr> </tbody> </table>	Limit	Read	Ant	Cable	Preamp	Aux	APos	TPos		Freq	Level	Line Margin	Level Factor	Loss Factor	Loss Factor	Factor	Factor	Remark	MHz	dBuV/m	dBuV/m	dB	dBuV	dB/m	dB	dB	cm	deg	1	2386.44	49.03	74.00	-24.97	40.92	31.81	7.16	36.86	6.00	285	97	PEAK	2	2386.44	24.24	54.00	-29.76	16.13	31.81	7.16	36.86	6.00	285	97	AVERAGE	<table border="1"> <thead> <tr> <th>Limit</th> <th>Read</th> <th>Ant</th> <th>Cable</th> <th>Preamp</th> <th>Aux</th> <th>APos</th> <th>TPos</th> <th></th> </tr> <tr> <th>Freq</th> <th>Level</th> <th>Line Margin</th> <th>Level Factor</th> <th>Loss Factor</th> <th>Loss Factor</th> <th>Factor</th> <th>Factor</th> <th>Remark</th> </tr> <tr> <th>MHz</th> <th>dBuV/m</th> <th>dBuV/m</th> <th>dB</th> <th>dBuV</th> <th>dB/m</th> <th>dB</th> <th>dB</th> <th>cm</th> <th>deg</th> </tr> </thead> <tbody> <tr> <td>1</td> <td>2402.00</td> <td>100.69</td> <td>-----</td> <td>-----</td> <td>92.44</td> <td>31.92</td> <td>7.19</td> <td>36.86</td> <td>6.00</td> <td>285</td> <td>97</td> <td>PEAK</td> </tr> <tr> <td>2</td> <td>2402.00</td> <td>75.90</td> <td>-----</td> <td>-----</td> <td>67.65</td> <td>31.92</td> <td>7.19</td> <td>36.86</td> <td>6.00</td> <td>285</td> <td>97</td> <td>AVERAGE</td> </tr> </tbody> </table>	Limit	Read	Ant	Cable	Preamp	Aux	APos	TPos		Freq	Level	Line Margin	Level Factor	Loss Factor	Loss Factor	Factor	Factor	Remark	MHz	dBuV/m	dBuV/m	dB	dBuV	dB/m	dB	dB	cm	deg	1	2402.00	100.69	-----	-----	92.44	31.92	7.19	36.86	6.00	285	97	PEAK	2	2402.00	75.90	-----	-----	67.65	31.92	7.19	36.86	6.00	285	97
Limit	Read	Ant	Cable	Preamp	Aux	APos	TPos																																																																																																						
Freq	Level	Line Margin	Level Factor	Loss Factor	Loss Factor	Factor	Factor	Remark																																																																																																					
MHz	dBuV/m	dBuV/m	dB	dBuV	dB/m	dB	dB	cm	deg																																																																																																				
1	2386.44	49.03	74.00	-24.97	40.92	31.81	7.16	36.86	6.00	285	97	PEAK																																																																																																	
2	2386.44	24.24	54.00	-29.76	16.13	31.81	7.16	36.86	6.00	285	97	AVERAGE																																																																																																	
Limit	Read	Ant	Cable	Preamp	Aux	APos	TPos																																																																																																						
Freq	Level	Line Margin	Level Factor	Loss Factor	Loss Factor	Factor	Factor	Remark																																																																																																					
MHz	dBuV/m	dBuV/m	dB	dBuV	dB/m	dB	dB	cm	deg																																																																																																				
1	2402.00	100.69	-----	-----	92.44	31.92	7.19	36.86	6.00	285	97	PEAK																																																																																																	
2	2402.00	75.90	-----	-----	67.65	31.92	7.19	36.86	6.00	285	97	AVERAGE																																																																																																	



Mode	4																																																																																															
	Harmonic																																																																																															
	2400-2483.5_Bluetooth BR_GFSK_CH00_2402MHz																																																																																															
ANT	BT/WIFI 0 path																																																																																															
Pol.	Horizontal	Vertical																																																																																														
Peak Avg																																																																																																
	<table border="1"> <thead> <tr> <th>Limit</th> <th>Read</th> <th>Ant</th> <th>Cable</th> <th>Preamp</th> <th>Aux</th> <th>APos</th> <th>TPos</th> <th></th> </tr> <tr> <th>Freq</th> <th>Level</th> <th>Line Margin</th> <th>Level Factor</th> <th>Loss Factor</th> <th>Factor</th> <th></th> <th></th> <th>Remark</th> </tr> <tr> <th>MHz</th> <th>dBuV/m</th> <th>dBuV/m</th> <th>dB</th> <th>dBuV</th> <th>dB/m</th> <th>dB</th> <th>dB</th> <th>cm</th> <th>deg</th> </tr> </thead> <tbody> <tr> <td>1</td> <td>4804.00</td> <td>55.72</td> <td>74.00</td> <td>-18.28</td> <td>74.84</td> <td>34.09</td> <td>10.27</td> <td>63.48</td> <td>0.00</td> <td>100</td> <td>185</td> <td>PEAK</td> </tr> <tr> <td>2</td> <td>4804.00</td> <td>30.93</td> <td>54.00</td> <td>-23.07</td> <td>50.05</td> <td>34.09</td> <td>10.27</td> <td>63.48</td> <td>0.00</td> <td>100</td> <td>185</td> <td>AVERAGE</td> </tr> </tbody> </table>	Limit	Read	Ant	Cable	Preamp	Aux	APos	TPos		Freq	Level	Line Margin	Level Factor	Loss Factor	Factor			Remark	MHz	dBuV/m	dBuV/m	dB	dBuV	dB/m	dB	dB	cm	deg	1	4804.00	55.72	74.00	-18.28	74.84	34.09	10.27	63.48	0.00	100	185	PEAK	2	4804.00	30.93	54.00	-23.07	50.05	34.09	10.27	63.48	0.00	100	185	AVERAGE	<table border="1"> <thead> <tr> <th>Limit</th> <th>Read</th> <th>Ant</th> <th>Cable</th> <th>Preamp</th> <th>Aux</th> <th>APos</th> <th>TPos</th> <th></th> </tr> <tr> <th>Freq</th> <th>Level</th> <th>Line Margin</th> <th>Level Factor</th> <th>Loss Factor</th> <th>Factor</th> <th></th> <th></th> <th>Remark</th> </tr> <tr> <th>MHz</th> <th>dBuV/m</th> <th>dBuV/m</th> <th>dB</th> <th>dBuV</th> <th>dB/m</th> <th>dB</th> <th>dB</th> <th>cm</th> <th>deg</th> </tr> </thead> <tbody> <tr> <td>1</td> <td>4804.00</td> <td>44.00</td> <td>74.00</td> <td>-30.00</td> <td>63.12</td> <td>34.09</td> <td>10.27</td> <td>63.48</td> <td>0.00</td> <td>--</td> <td>--</td> <td>PEAK</td> </tr> </tbody> </table>	Limit	Read	Ant	Cable	Preamp	Aux	APos	TPos		Freq	Level	Line Margin	Level Factor	Loss Factor	Factor			Remark	MHz	dBuV/m	dBuV/m	dB	dBuV	dB/m	dB	dB	cm	deg	1	4804.00	44.00	74.00	-30.00	63.12	34.09	10.27	63.48	0.00	--	--
Limit	Read	Ant	Cable	Preamp	Aux	APos	TPos																																																																																									
Freq	Level	Line Margin	Level Factor	Loss Factor	Factor			Remark																																																																																								
MHz	dBuV/m	dBuV/m	dB	dBuV	dB/m	dB	dB	cm	deg																																																																																							
1	4804.00	55.72	74.00	-18.28	74.84	34.09	10.27	63.48	0.00	100	185	PEAK																																																																																				
2	4804.00	30.93	54.00	-23.07	50.05	34.09	10.27	63.48	0.00	100	185	AVERAGE																																																																																				
Limit	Read	Ant	Cable	Preamp	Aux	APos	TPos																																																																																									
Freq	Level	Line Margin	Level Factor	Loss Factor	Factor			Remark																																																																																								
MHz	dBuV/m	dBuV/m	dB	dBuV	dB/m	dB	dB	cm	deg																																																																																							
1	4804.00	44.00	74.00	-30.00	63.12	34.09	10.27	63.48	0.00	--	--	PEAK																																																																																				



Mode	5																																																																																																																										
	Harmonic																																																																																																																										
	2400-2483.5_Bluetooth BR_GFSK_CH39_2441MHz																																																																																																																										
ANT	BT/WIFI 0 path																																																																																																																										
Pol.	Horizontal	Vertical																																																																																																																									
Peak Avg	<table border="1"> <thead> <tr> <th>Limit</th> <th>Read</th> <th>Ant</th> <th>Cable</th> <th>Preamp</th> <th>Aux</th> <th>APos</th> <th>TPos</th> <th>Remark</th> </tr> <tr> <th>Freq</th> <th>Level</th> <th>Line Margin</th> <th>Level</th> <th>Factor</th> <th>Loss Factor</th> <th>Factor</th> <th></th> <th></th> </tr> <tr> <th>MHz</th> <th>dBuV/m</th> <th>dBuV/m</th> <th>dB</th> <th>dBuV</th> <th>dB/m</th> <th>dB</th> <th>dB</th> <th>cm</th> <th>deg</th> </tr> </thead> <tbody> <tr> <td>1</td> <td>4882.00</td> <td>55.67</td> <td>74.00</td> <td>-18.33</td> <td>74.86</td> <td>33.94</td> <td>10.35</td> <td>63.48</td> <td>0.00</td> <td>147</td> <td>183</td> <td>PEAK</td> </tr> <tr> <td>2</td> <td>4882.00</td> <td>30.88</td> <td>54.00</td> <td>-23.12</td> <td>50.07</td> <td>33.94</td> <td>10.35</td> <td>63.48</td> <td>0.00</td> <td>147</td> <td>183</td> <td>AVERAGE</td> </tr> <tr> <td>3</td> <td>7323.00</td> <td>43.31</td> <td>74.00</td> <td>-30.69</td> <td>58.60</td> <td>35.60</td> <td>12.79</td> <td>63.68</td> <td>0.00</td> <td>--</td> <td>--</td> <td>PEAK</td> </tr> </tbody> </table>	Limit	Read	Ant	Cable	Preamp	Aux	APos	TPos	Remark	Freq	Level	Line Margin	Level	Factor	Loss Factor	Factor			MHz	dBuV/m	dBuV/m	dB	dBuV	dB/m	dB	dB	cm	deg	1	4882.00	55.67	74.00	-18.33	74.86	33.94	10.35	63.48	0.00	147	183	PEAK	2	4882.00	30.88	54.00	-23.12	50.07	33.94	10.35	63.48	0.00	147	183	AVERAGE	3	7323.00	43.31	74.00	-30.69	58.60	35.60	12.79	63.68	0.00	--	--	PEAK	<table border="1"> <thead> <tr> <th>Limit</th> <th>Read</th> <th>Ant</th> <th>Cable</th> <th>Preamp</th> <th>Aux</th> <th>APos</th> <th>TPos</th> <th>Remark</th> </tr> <tr> <th>Freq</th> <th>Level</th> <th>Line Margin</th> <th>Level</th> <th>Factor</th> <th>Loss Factor</th> <th>Factor</th> <th></th> <th></th> </tr> <tr> <th>MHz</th> <th>dBuV/m</th> <th>dBuV/m</th> <th>dB</th> <th>dBuV</th> <th>dB/m</th> <th>dB</th> <th>dB</th> <th>cm</th> <th>deg</th> </tr> </thead> <tbody> <tr> <td>1</td> <td>4882.00</td> <td>42.63</td> <td>74.00</td> <td>-31.37</td> <td>61.82</td> <td>33.94</td> <td>10.35</td> <td>63.48</td> <td>0.00</td> <td>--</td> <td>--</td> <td>PEAK</td> </tr> <tr> <td>2</td> <td>7323.00</td> <td>42.51</td> <td>74.00</td> <td>-31.49</td> <td>57.80</td> <td>35.60</td> <td>12.79</td> <td>63.68</td> <td>0.00</td> <td>--</td> <td>--</td> <td>PEAK</td> </tr> </tbody> </table>	Limit	Read	Ant	Cable	Preamp	Aux	APos	TPos	Remark	Freq	Level	Line Margin	Level	Factor	Loss Factor	Factor			MHz	dBuV/m	dBuV/m	dB	dBuV	dB/m	dB	dB	cm	deg	1	4882.00	42.63	74.00	-31.37	61.82	33.94	10.35	63.48	0.00	--	--	PEAK	2	7323.00	42.51	74.00	-31.49	57.80	35.60	12.79	63.68	0.00	--	--	PEAK
Limit	Read	Ant	Cable	Preamp	Aux	APos	TPos	Remark																																																																																																																			
Freq	Level	Line Margin	Level	Factor	Loss Factor	Factor																																																																																																																					
MHz	dBuV/m	dBuV/m	dB	dBuV	dB/m	dB	dB	cm	deg																																																																																																																		
1	4882.00	55.67	74.00	-18.33	74.86	33.94	10.35	63.48	0.00	147	183	PEAK																																																																																																															
2	4882.00	30.88	54.00	-23.12	50.07	33.94	10.35	63.48	0.00	147	183	AVERAGE																																																																																																															
3	7323.00	43.31	74.00	-30.69	58.60	35.60	12.79	63.68	0.00	--	--	PEAK																																																																																																															
Limit	Read	Ant	Cable	Preamp	Aux	APos	TPos	Remark																																																																																																																			
Freq	Level	Line Margin	Level	Factor	Loss Factor	Factor																																																																																																																					
MHz	dBuV/m	dBuV/m	dB	dBuV	dB/m	dB	dB	cm	deg																																																																																																																		
1	4882.00	42.63	74.00	-31.37	61.82	33.94	10.35	63.48	0.00	--	--	PEAK																																																																																																															
2	7323.00	42.51	74.00	-31.49	57.80	35.60	12.79	63.68	0.00	--	--	PEAK																																																																																																															





Mode	6																																																																																																									
	Band Edge																																																																																																									
	2400-2483.5_Bluetooth BR_GFSK_CH78_2480MHz																																																																																																									
ANT	BT/WIFI 0 path																																																																																																									
Pol.	Horizontal	Fundamental																																																																																																								
Peak	<table border="1"> <thead> <tr> <th>Limit</th> <th>Read</th> <th>Ant</th> <th>Cable</th> <th>Preamp</th> <th>Aux</th> <th>APos</th> <th>TPos</th> </tr> <tr> <th>Freq</th> <th>Level</th> <th>Line Margin</th> <th>Level Factor</th> <th>Loss Factor</th> <th>Factor</th> <th>Factor</th> <th>Remark</th> </tr> <tr> <th>MHz</th> <th>dBuV/m</th> <th>dBuV/m</th> <th>dB</th> <th>dBuV</th> <th>dB/m</th> <th>dB</th> <th>dB</th> <th>dB</th> <th>cm</th> <th>deg</th> </tr> </thead> <tbody> <tr> <td>1</td> <td>2483.72</td> <td>64.43</td> <td>74.00</td> <td>-9.57</td> <td>55.72</td> <td>32.23</td> <td>7.33</td> <td>36.85</td> <td>6.00</td> <td>113</td> <td>229</td> <td>PEAK</td> </tr> <tr> <td>2</td> <td>2483.72</td> <td>39.64</td> <td>54.00</td> <td>-14.36</td> <td>30.93</td> <td>32.23</td> <td>7.33</td> <td>36.85</td> <td>6.00</td> <td>113</td> <td>229</td> <td>AVERAGE</td> </tr> </tbody> </table>	Limit	Read	Ant	Cable	Preamp	Aux	APos	TPos	Freq	Level	Line Margin	Level Factor	Loss Factor	Factor	Factor	Remark	MHz	dBuV/m	dBuV/m	dB	dBuV	dB/m	dB	dB	dB	cm	deg	1	2483.72	64.43	74.00	-9.57	55.72	32.23	7.33	36.85	6.00	113	229	PEAK	2	2483.72	39.64	54.00	-14.36	30.93	32.23	7.33	36.85	6.00	113	229	AVERAGE	<table border="1"> <thead> <tr> <th>Limit</th> <th>Read</th> <th>Ant</th> <th>Cable</th> <th>Preamp</th> <th>Aux</th> <th>APos</th> <th>TPos</th> </tr> <tr> <th>Freq</th> <th>Level</th> <th>Line Margin</th> <th>Level Factor</th> <th>Loss Factor</th> <th>Factor</th> <th>Factor</th> <th>Remark</th> </tr> <tr> <th>MHz</th> <th>dBuV/m</th> <th>dBuV/m</th> <th>dB</th> <th>dBuV</th> <th>dB/m</th> <th>dB</th> <th>dB</th> <th>dB</th> <th>cm</th> <th>deg</th> </tr> </thead> <tbody> <tr> <td>1</td> <td>2480.00</td> <td>108.56</td> <td>-----</td> <td>99.87</td> <td>32.22</td> <td>7.32</td> <td>36.85</td> <td>6.00</td> <td>113</td> <td>229</td> <td>PEAK</td> </tr> <tr> <td>2</td> <td>2480.00</td> <td>83.77</td> <td>-----</td> <td>75.08</td> <td>32.22</td> <td>7.32</td> <td>36.85</td> <td>6.00</td> <td>113</td> <td>229</td> <td>AVERAGE</td> </tr> </tbody> </table>	Limit	Read	Ant	Cable	Preamp	Aux	APos	TPos	Freq	Level	Line Margin	Level Factor	Loss Factor	Factor	Factor	Remark	MHz	dBuV/m	dBuV/m	dB	dBuV	dB/m	dB	dB	dB	cm	deg	1	2480.00	108.56	-----	99.87	32.22	7.32	36.85	6.00	113	229	PEAK	2	2480.00	83.77	-----	75.08	32.22	7.32	36.85	6.00	113	229	AVERAGE
Limit	Read	Ant	Cable	Preamp	Aux	APos	TPos																																																																																																			
Freq	Level	Line Margin	Level Factor	Loss Factor	Factor	Factor	Remark																																																																																																			
MHz	dBuV/m	dBuV/m	dB	dBuV	dB/m	dB	dB	dB	cm	deg																																																																																																
1	2483.72	64.43	74.00	-9.57	55.72	32.23	7.33	36.85	6.00	113	229	PEAK																																																																																														
2	2483.72	39.64	54.00	-14.36	30.93	32.23	7.33	36.85	6.00	113	229	AVERAGE																																																																																														
Limit	Read	Ant	Cable	Preamp	Aux	APos	TPos																																																																																																			
Freq	Level	Line Margin	Level Factor	Loss Factor	Factor	Factor	Remark																																																																																																			
MHz	dBuV/m	dBuV/m	dB	dBuV	dB/m	dB	dB	dB	cm	deg																																																																																																
1	2480.00	108.56	-----	99.87	32.22	7.32	36.85	6.00	113	229	PEAK																																																																																															
2	2480.00	83.77	-----	75.08	32.22	7.32	36.85	6.00	113	229	AVERAGE																																																																																															

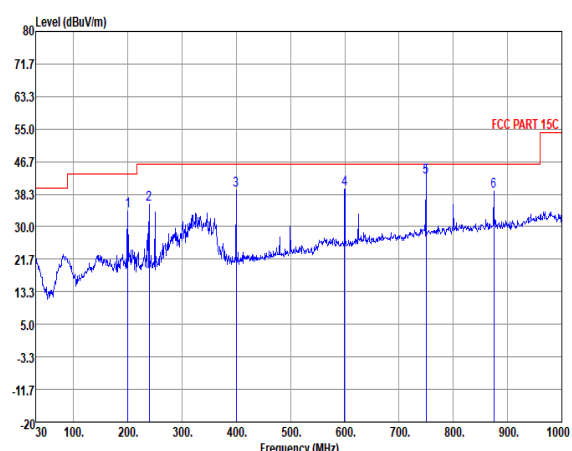
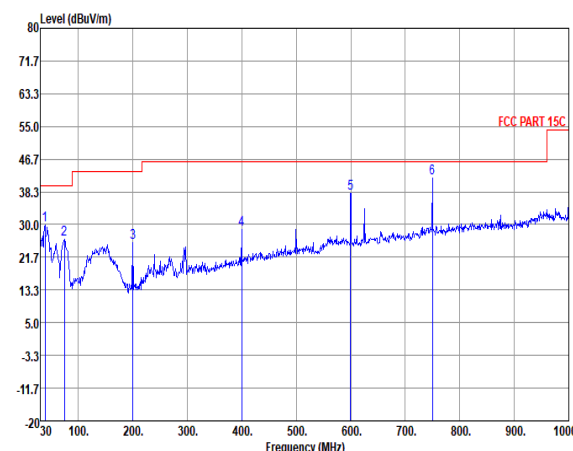
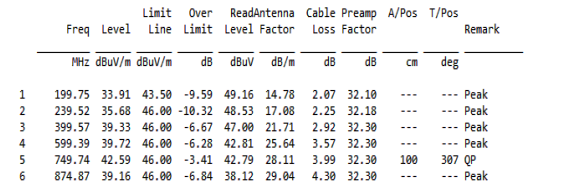
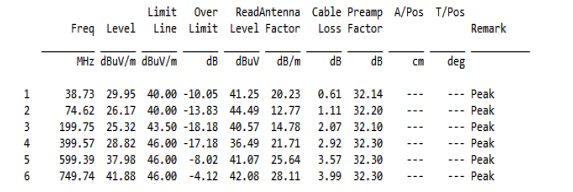


Mode	6																																																																																																												
	Band Edge																																																																																																												
	2400-2483.5_Bluetooth BR_GFSK_CH78_2480MHz																																																																																																												
ANT	BT/WIFI 0 path																																																																																																												
Pol.	Vertical	Fundamental																																																																																																											
Peak																																																																																																													
	<table border="1"> <thead> <tr> <th>Limit</th> <th>Read</th> <th>Ant</th> <th>Cable</th> <th>Preamp</th> <th>Aux</th> <th>APos</th> <th>TPos</th> <th></th> </tr> <tr> <th>Freq</th> <th>Level</th> <th>Line</th> <th>Margin</th> <th>Level</th> <th>Factor</th> <th>Loss</th> <th>Factor</th> <th>Factor</th> <th>Remark</th> </tr> <tr> <th>MHz</th> <th>dBuV/m</th> <th>dBuV/m</th> <th>dB</th> <th>dBuV</th> <th>dB/m</th> <th>dB</th> <th>dB</th> <th>dB</th> <th>cm</th> <th>deg</th> </tr> </thead> <tbody> <tr> <td>1</td> <td>2483.83</td> <td>60.25</td> <td>74.00</td> <td>-13.75</td> <td>51.53</td> <td>32.24</td> <td>7.33</td> <td>36.85</td> <td>6.00</td> <td>306</td> <td>90 PEAK</td> </tr> <tr> <td>2</td> <td>2483.83</td> <td>35.46</td> <td>54.00</td> <td>-18.54</td> <td>26.74</td> <td>32.24</td> <td>7.33</td> <td>36.85</td> <td>6.00</td> <td>306</td> <td>90 AVERAGE</td> </tr> </tbody> </table>	Limit	Read	Ant	Cable	Preamp	Aux	APos	TPos		Freq	Level	Line	Margin	Level	Factor	Loss	Factor	Factor	Remark	MHz	dBuV/m	dBuV/m	dB	dBuV	dB/m	dB	dB	dB	cm	deg	1	2483.83	60.25	74.00	-13.75	51.53	32.24	7.33	36.85	6.00	306	90 PEAK	2	2483.83	35.46	54.00	-18.54	26.74	32.24	7.33	36.85	6.00	306	90 AVERAGE	<table border="1"> <thead> <tr> <th>Limit</th> <th>Read</th> <th>Ant</th> <th>Cable</th> <th>Preamp</th> <th>Aux</th> <th>APos</th> <th>TPos</th> <th></th> </tr> <tr> <th>Freq</th> <th>Level</th> <th>Line</th> <th>Margin</th> <th>Level</th> <th>Factor</th> <th>Loss</th> <th>Factor</th> <th>Factor</th> <th>Remark</th> </tr> <tr> <th>MHz</th> <th>dBuV/m</th> <th>dBuV/m</th> <th>dB</th> <th>dBuV</th> <th>dB/m</th> <th>dB</th> <th>dB</th> <th>dB</th> <th>cm</th> <th>deg</th> </tr> </thead> <tbody> <tr> <td>1</td> <td>2480.00</td> <td>104.00</td> <td>-----</td> <td>-----</td> <td>95.39</td> <td>32.22</td> <td>7.32</td> <td>36.85</td> <td>6.00</td> <td>306</td> <td>90 PEAK</td> </tr> <tr> <td>2</td> <td>2480.00</td> <td>79.29</td> <td>-----</td> <td>-----</td> <td>70.60</td> <td>32.22</td> <td>7.32</td> <td>36.85</td> <td>6.00</td> <td>306</td> <td>90 AVERAGE</td> </tr> </tbody> </table>	Limit	Read	Ant	Cable	Preamp	Aux	APos	TPos		Freq	Level	Line	Margin	Level	Factor	Loss	Factor	Factor	Remark	MHz	dBuV/m	dBuV/m	dB	dBuV	dB/m	dB	dB	dB	cm	deg	1	2480.00	104.00	-----	-----	95.39	32.22	7.32	36.85	6.00	306	90 PEAK	2	2480.00	79.29	-----	-----	70.60	32.22	7.32	36.85	6.00	306
Limit	Read	Ant	Cable	Preamp	Aux	APos	TPos																																																																																																						
Freq	Level	Line	Margin	Level	Factor	Loss	Factor	Factor	Remark																																																																																																				
MHz	dBuV/m	dBuV/m	dB	dBuV	dB/m	dB	dB	dB	cm	deg																																																																																																			
1	2483.83	60.25	74.00	-13.75	51.53	32.24	7.33	36.85	6.00	306	90 PEAK																																																																																																		
2	2483.83	35.46	54.00	-18.54	26.74	32.24	7.33	36.85	6.00	306	90 AVERAGE																																																																																																		
Limit	Read	Ant	Cable	Preamp	Aux	APos	TPos																																																																																																						
Freq	Level	Line	Margin	Level	Factor	Loss	Factor	Factor	Remark																																																																																																				
MHz	dBuV/m	dBuV/m	dB	dBuV	dB/m	dB	dB	dB	cm	deg																																																																																																			
1	2480.00	104.00	-----	-----	95.39	32.22	7.32	36.85	6.00	306	90 PEAK																																																																																																		
2	2480.00	79.29	-----	-----	70.60	32.22	7.32	36.85	6.00	306	90 AVERAGE																																																																																																		



Mode	6																																																																																																																										
	Harmonic																																																																																																																										
	2400-2483.5_Bluetooth BR_GFSK_CH78_2480MHz																																																																																																																										
ANT	BT/WIFI 0 path																																																																																																																										
Pol.	Horizontal	Vertical																																																																																																																									
Peak Avg	<table border="1"> <thead> <tr> <th>Limit</th> <th>Read</th> <th>Ant</th> <th>Cable</th> <th>Preamp</th> <th>Aux</th> <th>APos</th> <th>TPos</th> <th>Remark</th> </tr> <tr> <th>Freq</th> <th>Level</th> <th>Line Margin</th> <th>Level</th> <th>Factor</th> <th>Loss Factor</th> <th>Factor</th> <th></th> <th></th> </tr> <tr> <th>MHz</th> <th>dBuV/m</th> <th>dBuV/m</th> <th>dB</th> <th>dBuV</th> <th>dB/m</th> <th>dB</th> <th>dB</th> <th>cm</th> <th>deg</th> </tr> </thead> <tbody> <tr> <td>1</td> <td>4960.00</td> <td>55.72</td> <td>74.00</td> <td>-18.28</td> <td>74.80</td> <td>33.96</td> <td>10.44</td> <td>63.48</td> <td>0.00</td> <td>154</td> <td>199</td> <td>PEAK</td> </tr> <tr> <td>2</td> <td>4960.00</td> <td>30.93</td> <td>54.00</td> <td>-23.07</td> <td>50.01</td> <td>33.96</td> <td>10.44</td> <td>63.48</td> <td>0.00</td> <td>154</td> <td>199</td> <td>AVERAGE</td> </tr> <tr> <td>3</td> <td>7440.00</td> <td>42.17</td> <td>74.00</td> <td>-31.83</td> <td>57.35</td> <td>35.64</td> <td>12.93</td> <td>63.75</td> <td>0.00</td> <td>--</td> <td>--</td> <td>PEAK</td> </tr> </tbody> </table>	Limit	Read	Ant	Cable	Preamp	Aux	APos	TPos	Remark	Freq	Level	Line Margin	Level	Factor	Loss Factor	Factor			MHz	dBuV/m	dBuV/m	dB	dBuV	dB/m	dB	dB	cm	deg	1	4960.00	55.72	74.00	-18.28	74.80	33.96	10.44	63.48	0.00	154	199	PEAK	2	4960.00	30.93	54.00	-23.07	50.01	33.96	10.44	63.48	0.00	154	199	AVERAGE	3	7440.00	42.17	74.00	-31.83	57.35	35.64	12.93	63.75	0.00	--	--	PEAK	<table border="1"> <thead> <tr> <th>Limit</th> <th>Read</th> <th>Ant</th> <th>Cable</th> <th>Preamp</th> <th>Aux</th> <th>APos</th> <th>TPos</th> <th>Remark</th> </tr> <tr> <th>Freq</th> <th>Level</th> <th>Line Margin</th> <th>Level</th> <th>Factor</th> <th>Loss Factor</th> <th>Factor</th> <th></th> <th></th> </tr> <tr> <th>MHz</th> <th>dBuV/m</th> <th>dBuV/m</th> <th>dB</th> <th>dBuV</th> <th>dB/m</th> <th>dB</th> <th>dB</th> <th>cm</th> <th>deg</th> </tr> </thead> <tbody> <tr> <td>1</td> <td>4960.00</td> <td>41.42</td> <td>74.00</td> <td>-32.58</td> <td>60.50</td> <td>33.96</td> <td>10.44</td> <td>63.48</td> <td>0.00</td> <td>--</td> <td>--</td> <td>PEAK</td> </tr> <tr> <td>2</td> <td>7440.00</td> <td>41.54</td> <td>74.00</td> <td>-32.46</td> <td>56.72</td> <td>35.64</td> <td>12.93</td> <td>63.75</td> <td>0.00</td> <td>--</td> <td>--</td> <td>PEAK</td> </tr> </tbody> </table>	Limit	Read	Ant	Cable	Preamp	Aux	APos	TPos	Remark	Freq	Level	Line Margin	Level	Factor	Loss Factor	Factor			MHz	dBuV/m	dBuV/m	dB	dBuV	dB/m	dB	dB	cm	deg	1	4960.00	41.42	74.00	-32.58	60.50	33.96	10.44	63.48	0.00	--	--	PEAK	2	7440.00	41.54	74.00	-32.46	56.72	35.64	12.93	63.75	0.00	--	--	PEAK
Limit	Read	Ant	Cable	Preamp	Aux	APos	TPos	Remark																																																																																																																			
Freq	Level	Line Margin	Level	Factor	Loss Factor	Factor																																																																																																																					
MHz	dBuV/m	dBuV/m	dB	dBuV	dB/m	dB	dB	cm	deg																																																																																																																		
1	4960.00	55.72	74.00	-18.28	74.80	33.96	10.44	63.48	0.00	154	199	PEAK																																																																																																															
2	4960.00	30.93	54.00	-23.07	50.01	33.96	10.44	63.48	0.00	154	199	AVERAGE																																																																																																															
3	7440.00	42.17	74.00	-31.83	57.35	35.64	12.93	63.75	0.00	--	--	PEAK																																																																																																															
Limit	Read	Ant	Cable	Preamp	Aux	APos	TPos	Remark																																																																																																																			
Freq	Level	Line Margin	Level	Factor	Loss Factor	Factor																																																																																																																					
MHz	dBuV/m	dBuV/m	dB	dBuV	dB/m	dB	dB	cm	deg																																																																																																																		
1	4960.00	41.42	74.00	-32.58	60.50	33.96	10.44	63.48	0.00	--	--	PEAK																																																																																																															
2	7440.00	41.54	74.00	-32.46	56.72	35.64	12.93	63.75	0.00	--	--	PEAK																																																																																																															

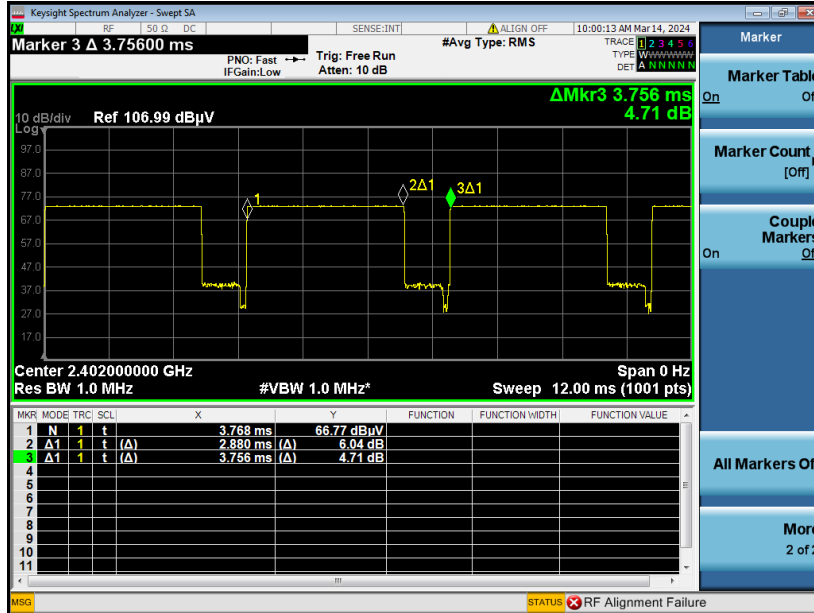


Mode	-																																																																																																																																																											
	LF																																																																																																																																																											
	2400-2483.5_Bluetooth BR_GFSK_CH78_2480MHz																																																																																																																																																											
ANT	BT/WIFI 0 path																																																																																																																																																											
Pol.	Horizontal	Vertical																																																																																																																																																										
Peak Avg	 <p>Level (dBuV/m) vs Frequency (MHz) for Horizontal polarization. The plot shows a blue signal line with several peaks marked by vertical blue lines and numbered 1 through 6. A red horizontal line indicates the FCC PART 15C limit at 46.7 dBuV/m.</p> <table border="1"> <thead> <tr> <th>Peak</th> <th>Freq (MHz)</th> <th>Level (dBuV/m)</th> <th>Limit (dBuV/m)</th> <th>Over (dB)</th> <th>ReadAntenna Level Factor</th> <th>Cable Loss</th> <th>Preamp Factor</th> <th>A/Pos (cm)</th> <th>T/Pos (deg)</th> <th>Remark</th> </tr> </thead> <tbody> <tr><td>1</td><td>199.75</td><td>33.91</td><td>43.50</td><td>-9.59</td><td>49.16</td><td>14.78</td><td>2.07</td><td>32.10</td><td>---</td><td>Peak</td></tr> <tr><td>2</td><td>239.52</td><td>35.68</td><td>46.00</td><td>-10.32</td><td>48.53</td><td>17.08</td><td>2.25</td><td>32.18</td><td>---</td><td>Peak</td></tr> <tr><td>3</td><td>399.57</td><td>39.33</td><td>46.00</td><td>-6.67</td><td>47.00</td><td>21.71</td><td>2.92</td><td>32.30</td><td>---</td><td>Peak</td></tr> <tr><td>4</td><td>599.39</td><td>39.72</td><td>46.00</td><td>-6.28</td><td>42.81</td><td>25.64</td><td>3.57</td><td>32.30</td><td>---</td><td>Peak</td></tr> <tr><td>5</td><td>749.74</td><td>42.59</td><td>46.00</td><td>-3.41</td><td>42.79</td><td>28.11</td><td>3.99</td><td>32.30</td><td>100</td><td>307 QP</td></tr> <tr><td>6</td><td>874.87</td><td>39.16</td><td>46.00</td><td>-6.84</td><td>38.12</td><td>29.84</td><td>4.38</td><td>32.30</td><td>---</td><td>Peak</td></tr> </tbody> </table>	Peak	Freq (MHz)	Level (dBuV/m)	Limit (dBuV/m)	Over (dB)	ReadAntenna Level Factor	Cable Loss	Preamp Factor	A/Pos (cm)	T/Pos (deg)	Remark	1	199.75	33.91	43.50	-9.59	49.16	14.78	2.07	32.10	---	Peak	2	239.52	35.68	46.00	-10.32	48.53	17.08	2.25	32.18	---	Peak	3	399.57	39.33	46.00	-6.67	47.00	21.71	2.92	32.30	---	Peak	4	599.39	39.72	46.00	-6.28	42.81	25.64	3.57	32.30	---	Peak	5	749.74	42.59	46.00	-3.41	42.79	28.11	3.99	32.30	100	307 QP	6	874.87	39.16	46.00	-6.84	38.12	29.84	4.38	32.30	---	Peak	 <p>Level (dBuV/m) vs Frequency (MHz) for Vertical polarization. The plot shows a blue signal line with several peaks marked by vertical blue lines and numbered 1 through 6. A red horizontal line indicates the FCC PART 15C limit at 46.7 dBuV/m.</p> <table border="1"> <thead> <tr> <th>Peak</th> <th>Freq (MHz)</th> <th>Level (dBuV/m)</th> <th>Limit (dBuV/m)</th> <th>Over (dB)</th> <th>ReadAntenna Level Factor</th> <th>Cable Loss</th> <th>Preamp Factor</th> <th>A/Pos (cm)</th> <th>T/Pos (deg)</th> <th>Remark</th> </tr> </thead> <tbody> <tr><td>1</td><td>38.73</td><td>29.95</td><td>40.00</td><td>-10.05</td><td>41.25</td><td>20.23</td><td>0.61</td><td>32.14</td><td>---</td><td>Peak</td></tr> <tr><td>2</td><td>74.62</td><td>26.17</td><td>40.00</td><td>-13.83</td><td>44.49</td><td>12.77</td><td>1.11</td><td>32.20</td><td>---</td><td>Peak</td></tr> <tr><td>3</td><td>199.75</td><td>25.32</td><td>43.50</td><td>-18.18</td><td>40.57</td><td>14.78</td><td>2.07</td><td>32.10</td><td>---</td><td>Peak</td></tr> <tr><td>4</td><td>399.57</td><td>28.82</td><td>46.00</td><td>-17.18</td><td>36.49</td><td>21.71</td><td>2.92</td><td>32.30</td><td>---</td><td>Peak</td></tr> <tr><td>5</td><td>599.39</td><td>37.98</td><td>46.00</td><td>-8.02</td><td>41.07</td><td>25.64</td><td>3.57</td><td>32.30</td><td>---</td><td>Peak</td></tr> <tr><td>6</td><td>749.74</td><td>41.88</td><td>46.00</td><td>-4.12</td><td>42.08</td><td>28.11</td><td>3.99</td><td>32.30</td><td>---</td><td>Peak</td></tr> </tbody> </table>	Peak	Freq (MHz)	Level (dBuV/m)	Limit (dBuV/m)	Over (dB)	ReadAntenna Level Factor	Cable Loss	Preamp Factor	A/Pos (cm)	T/Pos (deg)	Remark	1	38.73	29.95	40.00	-10.05	41.25	20.23	0.61	32.14	---	Peak	2	74.62	26.17	40.00	-13.83	44.49	12.77	1.11	32.20	---	Peak	3	199.75	25.32	43.50	-18.18	40.57	14.78	2.07	32.10	---	Peak	4	399.57	28.82	46.00	-17.18	36.49	21.71	2.92	32.30	---	Peak	5	599.39	37.98	46.00	-8.02	41.07	25.64	3.57	32.30	---	Peak	6	749.74	41.88	46.00	-4.12	42.08	28.11	3.99	32.30	---	Peak
	Peak	Freq (MHz)	Level (dBuV/m)	Limit (dBuV/m)	Over (dB)	ReadAntenna Level Factor	Cable Loss	Preamp Factor	A/Pos (cm)	T/Pos (deg)	Remark																																																																																																																																																	
1	199.75	33.91	43.50	-9.59	49.16	14.78	2.07	32.10	---	Peak																																																																																																																																																		
2	239.52	35.68	46.00	-10.32	48.53	17.08	2.25	32.18	---	Peak																																																																																																																																																		
3	399.57	39.33	46.00	-6.67	47.00	21.71	2.92	32.30	---	Peak																																																																																																																																																		
4	599.39	39.72	46.00	-6.28	42.81	25.64	3.57	32.30	---	Peak																																																																																																																																																		
5	749.74	42.59	46.00	-3.41	42.79	28.11	3.99	32.30	100	307 QP																																																																																																																																																		
6	874.87	39.16	46.00	-6.84	38.12	29.84	4.38	32.30	---	Peak																																																																																																																																																		
Peak	Freq (MHz)	Level (dBuV/m)	Limit (dBuV/m)	Over (dB)	ReadAntenna Level Factor	Cable Loss	Preamp Factor	A/Pos (cm)	T/Pos (deg)	Remark																																																																																																																																																		
1	38.73	29.95	40.00	-10.05	41.25	20.23	0.61	32.14	---	Peak																																																																																																																																																		
2	74.62	26.17	40.00	-13.83	44.49	12.77	1.11	32.20	---	Peak																																																																																																																																																		
3	199.75	25.32	43.50	-18.18	40.57	14.78	2.07	32.10	---	Peak																																																																																																																																																		
4	399.57	28.82	46.00	-17.18	36.49	21.71	2.92	32.30	---	Peak																																																																																																																																																		
5	599.39	37.98	46.00	-8.02	41.07	25.64	3.57	32.30	---	Peak																																																																																																																																																		
6	749.74	41.88	46.00	-4.12	42.08	28.11	3.99	32.30	---	Peak																																																																																																																																																		
Avg	 <p>Level (dBuV/m) vs Frequency (MHz) for Horizontal polarization. The plot shows a blue signal line with several peaks marked by vertical blue lines and numbered 1 through 6. A red horizontal line indicates the FCC PART 15C limit at 46.7 dBuV/m.</p> <table border="1"> <thead> <tr> <th>Peak</th> <th>Freq (MHz)</th> <th>Level (dBuV/m)</th> <th>Limit (dBuV/m)</th> <th>Over (dB)</th> <th>ReadAntenna Level Factor</th> <th>Cable Loss</th> <th>Preamp Factor</th> <th>A/Pos (cm)</th> <th>T/Pos (deg)</th> <th>Remark</th> </tr> </thead> <tbody> <tr><td>1</td><td>199.75</td><td>33.91</td><td>43.50</td><td>-9.59</td><td>49.16</td><td>14.78</td><td>2.07</td><td>32.10</td><td>---</td><td>Peak</td></tr> <tr><td>2</td><td>239.52</td><td>35.68</td><td>46.00</td><td>-10.32</td><td>48.53</td><td>17.08</td><td>2.25</td><td>32.18</td><td>---</td><td>Peak</td></tr> <tr><td>3</td><td>399.57</td><td>39.33</td><td>46.00</td><td>-6.67</td><td>47.00</td><td>21.71</td><td>2.92</td><td>32.30</td><td>---</td><td>Peak</td></tr> <tr><td>4</td><td>599.39</td><td>39.72</td><td>46.00</td><td>-6.28</td><td>42.81</td><td>25.64</td><td>3.57</td><td>32.30</td><td>---</td><td>Peak</td></tr> <tr><td>5</td><td>749.74</td><td>42.59</td><td>46.00</td><td>-3.41</td><td>42.79</td><td>28.11</td><td>3.99</td><td>32.30</td><td>100</td><td>307 QP</td></tr> <tr><td>6</td><td>874.87</td><td>39.16</td><td>46.00</td><td>-6.84</td><td>38.12</td><td>29.84</td><td>4.38</td><td>32.30</td><td>---</td><td>Peak</td></tr> </tbody> </table>	Peak	Freq (MHz)	Level (dBuV/m)	Limit (dBuV/m)	Over (dB)	ReadAntenna Level Factor	Cable Loss	Preamp Factor	A/Pos (cm)	T/Pos (deg)	Remark	1	199.75	33.91	43.50	-9.59	49.16	14.78	2.07	32.10	---	Peak	2	239.52	35.68	46.00	-10.32	48.53	17.08	2.25	32.18	---	Peak	3	399.57	39.33	46.00	-6.67	47.00	21.71	2.92	32.30	---	Peak	4	599.39	39.72	46.00	-6.28	42.81	25.64	3.57	32.30	---	Peak	5	749.74	42.59	46.00	-3.41	42.79	28.11	3.99	32.30	100	307 QP	6	874.87	39.16	46.00	-6.84	38.12	29.84	4.38	32.30	---	Peak	 <p>Level (dBuV/m) vs Frequency (MHz) for Vertical polarization. The plot shows a blue signal line with several peaks marked by vertical blue lines and numbered 1 through 6. A red horizontal line indicates the FCC PART 15C limit at 46.7 dBuV/m.</p> <table border="1"> <thead> <tr> <th>Peak</th> <th>Freq (MHz)</th> <th>Level (dBuV/m)</th> <th>Limit (dBuV/m)</th> <th>Over (dB)</th> <th>ReadAntenna Level Factor</th> <th>Cable Loss</th> <th>Preamp Factor</th> <th>A/Pos (cm)</th> <th>T/Pos (deg)</th> <th>Remark</th> </tr> </thead> <tbody> <tr><td>1</td><td>38.73</td><td>29.95</td><td>40.00</td><td>-10.05</td><td>41.25</td><td>20.23</td><td>0.61</td><td>32.14</td><td>---</td><td>Peak</td></tr> <tr><td>2</td><td>74.62</td><td>26.17</td><td>40.00</td><td>-13.83</td><td>44.49</td><td>12.77</td><td>1.11</td><td>32.20</td><td>---</td><td>Peak</td></tr> <tr><td>3</td><td>199.75</td><td>25.32</td><td>43.50</td><td>-18.18</td><td>40.57</td><td>14.78</td><td>2.07</td><td>32.10</td><td>---</td><td>Peak</td></tr> <tr><td>4</td><td>399.57</td><td>28.82</td><td>46.00</td><td>-17.18</td><td>36.49</td><td>21.71</td><td>2.92</td><td>32.30</td><td>---</td><td>Peak</td></tr> <tr><td>5</td><td>599.39</td><td>37.98</td><td>46.00</td><td>-8.02</td><td>41.07</td><td>25.64</td><td>3.57</td><td>32.30</td><td>---</td><td>Peak</td></tr> <tr><td>6</td><td>749.74</td><td>41.88</td><td>46.00</td><td>-4.12</td><td>42.08</td><td>28.11</td><td>3.99</td><td>32.30</td><td>---</td><td>Peak</td></tr> </tbody> </table>	Peak	Freq (MHz)	Level (dBuV/m)	Limit (dBuV/m)	Over (dB)	ReadAntenna Level Factor	Cable Loss	Preamp Factor	A/Pos (cm)	T/Pos (deg)	Remark	1	38.73	29.95	40.00	-10.05	41.25	20.23	0.61	32.14	---	Peak	2	74.62	26.17	40.00	-13.83	44.49	12.77	1.11	32.20	---	Peak	3	199.75	25.32	43.50	-18.18	40.57	14.78	2.07	32.10	---	Peak	4	399.57	28.82	46.00	-17.18	36.49	21.71	2.92	32.30	---	Peak	5	599.39	37.98	46.00	-8.02	41.07	25.64	3.57	32.30	---	Peak	6	749.74	41.88	46.00	-4.12	42.08	28.11	3.99	32.30	---	Peak
Peak	Freq (MHz)	Level (dBuV/m)	Limit (dBuV/m)	Over (dB)	ReadAntenna Level Factor	Cable Loss	Preamp Factor	A/Pos (cm)	T/Pos (deg)	Remark																																																																																																																																																		
1	199.75	33.91	43.50	-9.59	49.16	14.78	2.07	32.10	---	Peak																																																																																																																																																		
2	239.52	35.68	46.00	-10.32	48.53	17.08	2.25	32.18	---	Peak																																																																																																																																																		
3	399.57	39.33	46.00	-6.67	47.00	21.71	2.92	32.30	---	Peak																																																																																																																																																		
4	599.39	39.72	46.00	-6.28	42.81	25.64	3.57	32.30	---	Peak																																																																																																																																																		
5	749.74	42.59	46.00	-3.41	42.79	28.11	3.99	32.30	100	307 QP																																																																																																																																																		
6	874.87	39.16	46.00	-6.84	38.12	29.84	4.38	32.30	---	Peak																																																																																																																																																		
Peak	Freq (MHz)	Level (dBuV/m)	Limit (dBuV/m)	Over (dB)	ReadAntenna Level Factor	Cable Loss	Preamp Factor	A/Pos (cm)	T/Pos (deg)	Remark																																																																																																																																																		
1	38.73	29.95	40.00	-10.05	41.25	20.23	0.61	32.14	---	Peak																																																																																																																																																		
2	74.62	26.17	40.00	-13.83	44.49	12.77	1.11	32.20	---	Peak																																																																																																																																																		
3	199.75	25.32	43.50	-18.18	40.57	14.78	2.07	32.10	---	Peak																																																																																																																																																		
4	399.57	28.82	46.00	-17.18	36.49	21.71	2.92	32.30	---	Peak																																																																																																																																																		
5	599.39	37.98	46.00	-8.02	41.07	25.64	3.57	32.30	---	Peak																																																																																																																																																		
6	749.74	41.88	46.00	-4.12	42.08	28.11	3.99	32.30	---	Peak																																																																																																																																																		

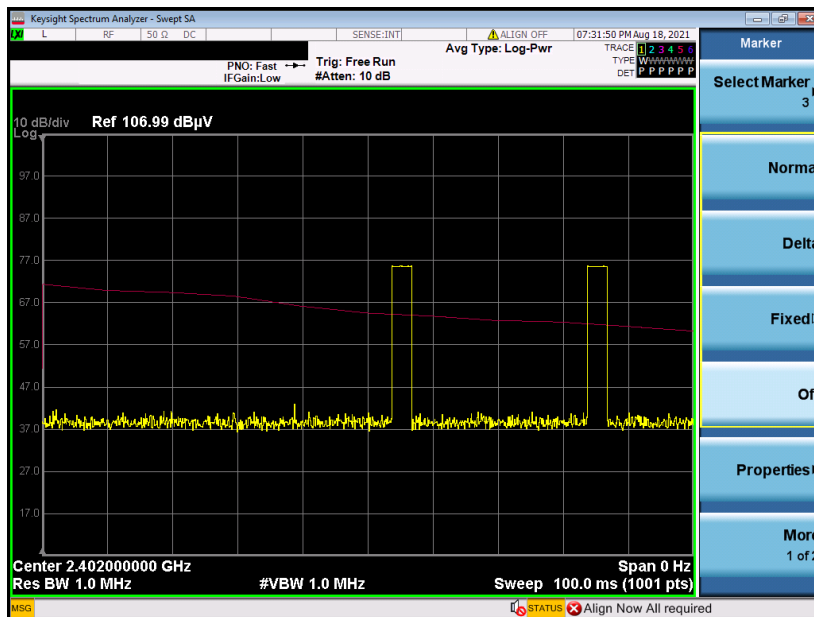


# Appendix D. Duty Cycle Plots

## 3DH5 on time (One Pulse) Plot on Channel 39



## 3DH5 on time (Count Pulses) Plot on Channel 39



**Note:**

1. Worst case Duty cycle = on time/100 milliseconds = 2 \* 2.88 / 100 = 5.76 %
2. Worst case Duty cycle correction factor = 20\*log(Duty cycle) = -24.79 dB
3. 3DH5 has the highest duty cycle worst case and is reported.