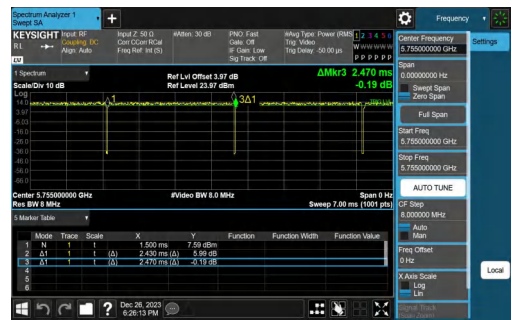
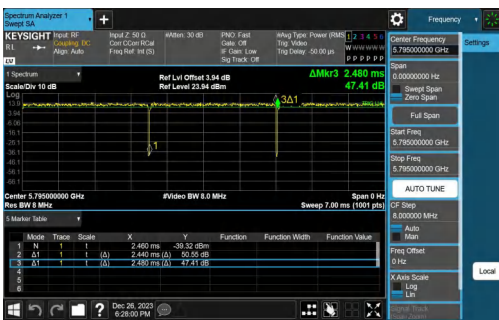


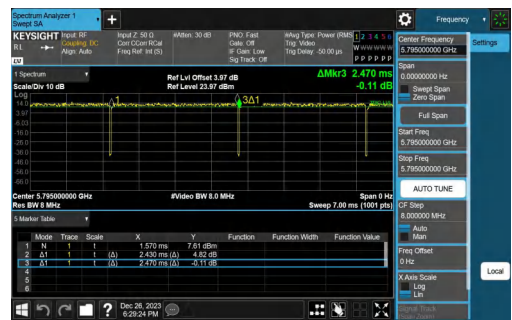
NTNV-11AC40MIMO-Ant0-5795



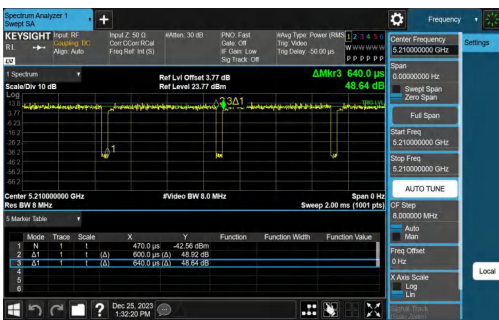
NTNV-11AC40MIMO-Ant1-5795



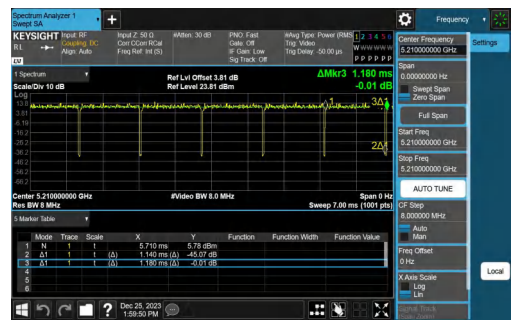
NTNV-11AC80SISO-Ant0-5210



NTNV-11AC80SISO-Ant1-5210



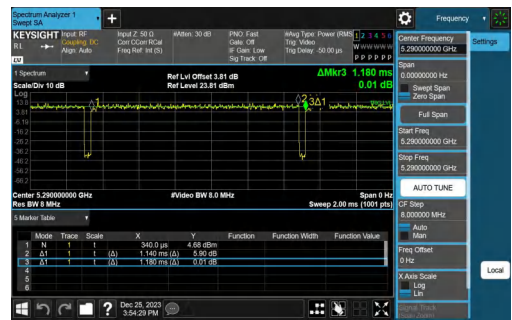
NTNV-11AC80SISO-Ant0-5290



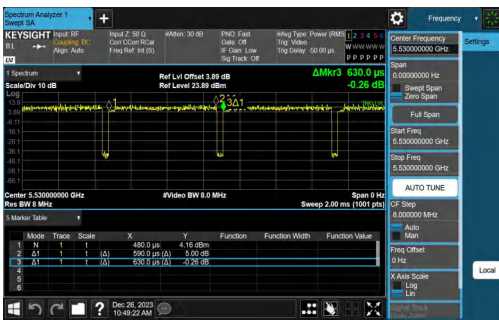
NTNV-11AC80SISO-Ant1-5290



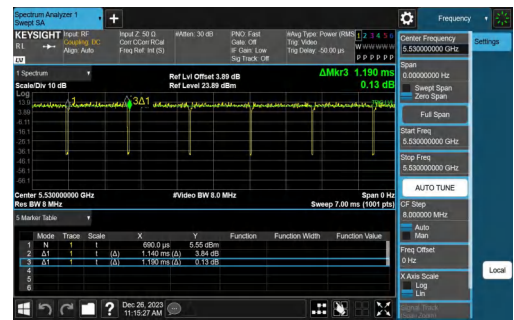
NTNV-11AC80SISO-Ant0-5530



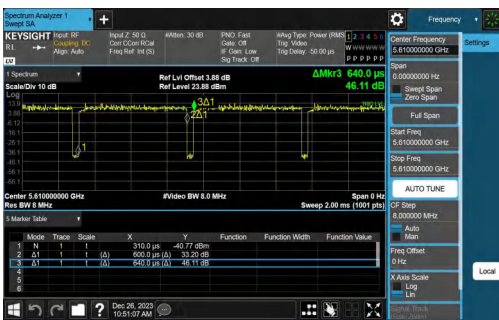
NTNV-11AC80SISO-Ant1-5530



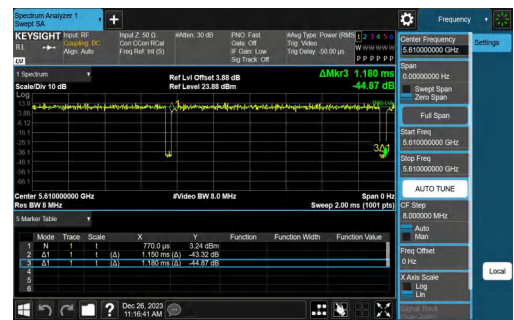
NTNV-11AC80SISO-Ant0-5610



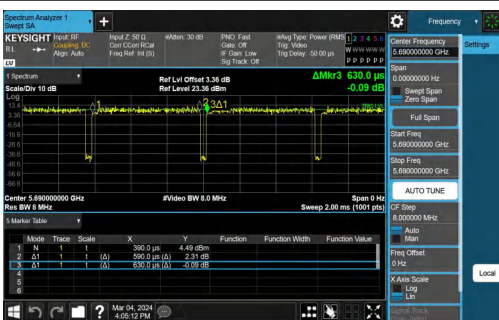
NTNV-11AC80SISO-Ant1-5610



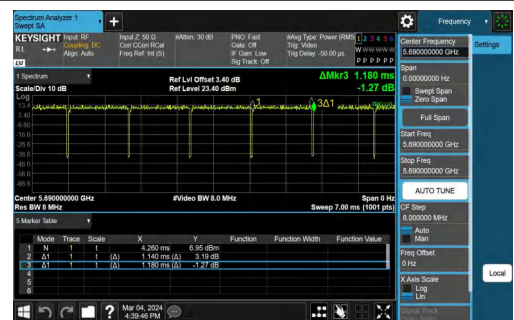
NTNV-11AC80SISO-Ant0-5690



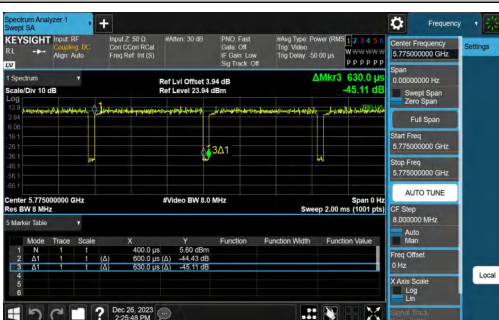
NTNV-11AC80SISO-Ant1-5690



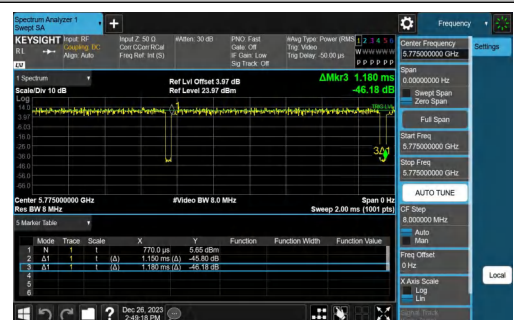
NTNV-11AC80SISO-Ant0-5775



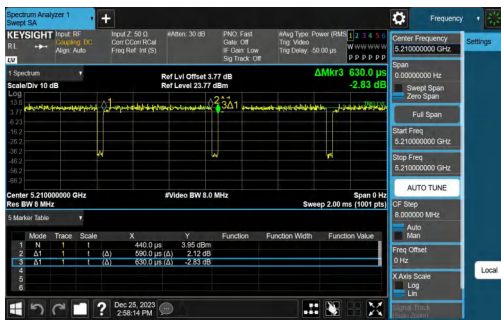
NTNV-11AC80SISO-Ant1-5775



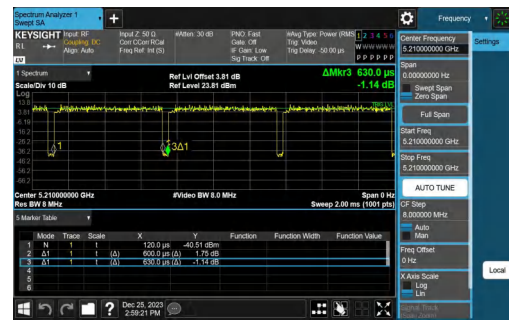
NTNV-11AC80MIMO-Ant0-5210



NTNV-11AC80MIMO-Ant1-5210



NTNV-11AC80MIMO-Ant0-5290



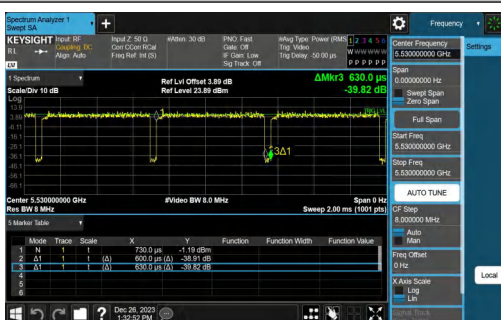
NTNV-11AC80MIMO-Ant1-5290



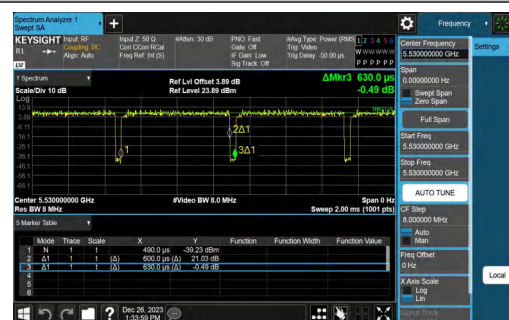
NTNV-11AC80MIMO-Ant0-5530



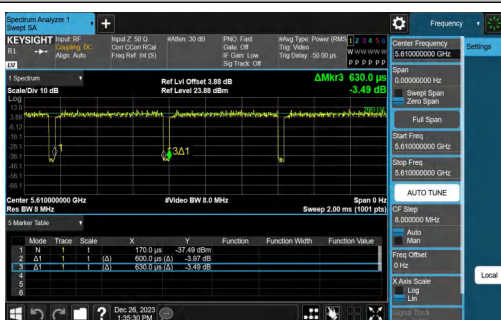
NTNV-11AC80MIMO-Ant1-5530



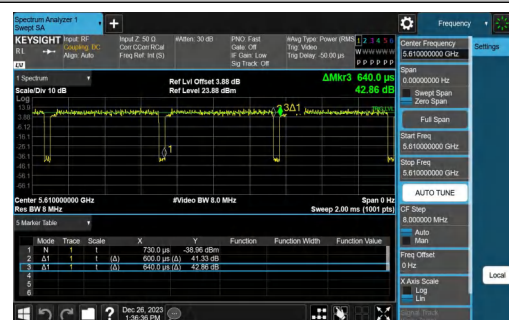
NTNV-11AC80MIMO-Ant0-5610



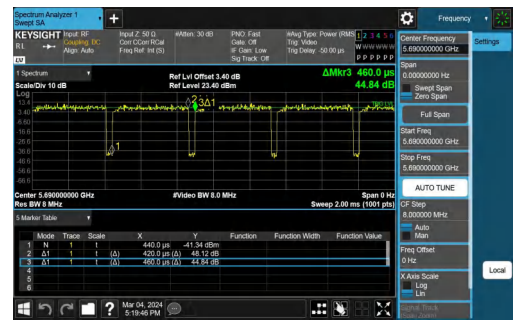
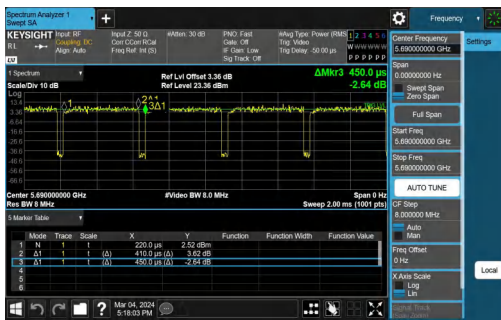
NTNV-11AC80MIMO-Ant1-5610



NTNV-11AC80MIMO-Ant0-5690

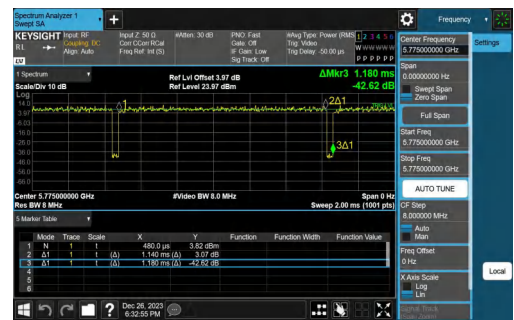


NTNV-11AC80MIMO-Ant1-5690



NTNV-11AC80MIMO-Ant0-5775

NTNV-11AC80MIMO-Ant1-5775



Appendix C – The EUT Appearance

Refer to “Attachment 1: External Photograph” and “ Attachment 2: Internal Photograph” file.

Appendix D – Test Setup Photograph

Refer to “Attachment 5: RF Test Setup Photograph” file.

*****End of the Report*****