



Mode	96																																																																																			
	Band Edge																																																																																			
	U-NII-8_6.875-7.125_802.11be EHT160_CH207_Full_6985MHz																																																																																			
ANT	CDD 1+2																																																																																			
Pol.	Vertical	Fundamental																																																																																		
Peak	<table border="1"> <thead> <tr> <th>Limit</th> <th>Read</th> <th>Ant</th> <th>Cable</th> <th>Preamp</th> <th>Aux</th> <th>APos</th> <th>TPos</th> <th>Remark</th> </tr> <tr> <th>Freq</th> <th>Level</th> <th>Line Margin</th> <th>Level Factor</th> <th>Loss Factor</th> <th>Factor</th> <th></th> <th></th> <th></th> </tr> <tr> <th>MHz</th> <th>dBuV/m</th> <th>dBuV/m</th> <th>dB</th> <th>dBuV</th> <th>dB/m</th> <th>dB</th> <th>dB</th> <th>cm</th> <th>deg</th> </tr> </thead> <tbody> <tr> <td>1</td> <td>7147.24</td> <td>52.55</td> <td>88.20</td> <td>-35.65</td> <td>41.16</td> <td>35.70</td> <td>12.65</td> <td>36.96</td> <td>0.00</td> <td>274</td> <td>287</td> <td>PEAK</td> </tr> </tbody> </table>	Limit	Read	Ant	Cable	Preamp	Aux	APos	TPos	Remark	Freq	Level	Line Margin	Level Factor	Loss Factor	Factor				MHz	dBuV/m	dBuV/m	dB	dBuV	dB/m	dB	dB	cm	deg	1	7147.24	52.55	88.20	-35.65	41.16	35.70	12.65	36.96	0.00	274	287	PEAK	<table border="1"> <thead> <tr> <th>Limit</th> <th>Read</th> <th>Ant</th> <th>Cable</th> <th>Preamp</th> <th>Aux</th> <th>APos</th> <th>TPos</th> <th>Remark</th> </tr> <tr> <th>Freq</th> <th>Level</th> <th>Line Margin</th> <th>Level Factor</th> <th>Loss Factor</th> <th>Factor</th> <th></th> <th></th> <th></th> </tr> <tr> <th>MHz</th> <th>dBuV/m</th> <th>dBuV/m</th> <th>dB</th> <th>dBuV</th> <th>dB/m</th> <th>dB</th> <th>dB</th> <th>cm</th> <th>deg</th> </tr> </thead> <tbody> <tr> <td>1</td> <td>6985.00</td> <td>99.85</td> <td>-----</td> <td>-----</td> <td>88.91</td> <td>35.60</td> <td>12.44</td> <td>37.10</td> <td>0.00</td> <td>274</td> <td>287</td> <td>PEAK</td> </tr> </tbody> </table>	Limit	Read	Ant	Cable	Preamp	Aux	APos	TPos	Remark	Freq	Level	Line Margin	Level Factor	Loss Factor	Factor				MHz	dBuV/m	dBuV/m	dB	dBuV	dB/m	dB	dB	cm	deg	1	6985.00	99.85	-----	-----	88.91	35.60	12.44	37.10	0.00	274	287	PEAK
	Limit	Read	Ant	Cable	Preamp	Aux	APos	TPos	Remark																																																																											
Freq	Level	Line Margin	Level Factor	Loss Factor	Factor																																																																															
MHz	dBuV/m	dBuV/m	dB	dBuV	dB/m	dB	dB	cm	deg																																																																											
1	7147.24	52.55	88.20	-35.65	41.16	35.70	12.65	36.96	0.00	274	287	PEAK																																																																								
Limit	Read	Ant	Cable	Preamp	Aux	APos	TPos	Remark																																																																												
Freq	Level	Line Margin	Level Factor	Loss Factor	Factor																																																																															
MHz	dBuV/m	dBuV/m	dB	dBuV	dB/m	dB	dB	cm	deg																																																																											
1	6985.00	99.85	-----	-----	88.91	35.60	12.44	37.10	0.00	274	287	PEAK																																																																								
Avg	<table border="1"> <thead> <tr> <th>Limit</th> <th>Read</th> <th>Ant</th> <th>Cable</th> <th>Preamp</th> <th>Aux</th> <th>APos</th> <th>TPos</th> <th>Remark</th> </tr> <tr> <th>Freq</th> <th>Level</th> <th>Line Margin</th> <th>Level Factor</th> <th>Loss Factor</th> <th>Factor</th> <th></th> <th></th> <th></th> </tr> <tr> <th>MHz</th> <th>dBuV/m</th> <th>dBuV/m</th> <th>dB</th> <th>dBuV</th> <th>dB/m</th> <th>dB</th> <th>dB</th> <th>cm</th> <th>deg</th> </tr> </thead> <tbody> <tr> <td>1</td> <td>7132.12</td> <td>41.56</td> <td>68.20</td> <td>-26.64</td> <td>30.21</td> <td>35.70</td> <td>12.63</td> <td>36.98</td> <td>0.00</td> <td>274</td> <td>287</td> <td>AVERAGE</td> </tr> </tbody> </table>	Limit	Read	Ant	Cable	Preamp	Aux	APos	TPos	Remark	Freq	Level	Line Margin	Level Factor	Loss Factor	Factor				MHz	dBuV/m	dBuV/m	dB	dBuV	dB/m	dB	dB	cm	deg	1	7132.12	41.56	68.20	-26.64	30.21	35.70	12.63	36.98	0.00	274	287	AVERAGE	<table border="1"> <thead> <tr> <th>Limit</th> <th>Read</th> <th>Ant</th> <th>Cable</th> <th>Preamp</th> <th>Aux</th> <th>APos</th> <th>TPos</th> <th>Remark</th> </tr> <tr> <th>Freq</th> <th>Level</th> <th>Line Margin</th> <th>Level Factor</th> <th>Loss Factor</th> <th>Factor</th> <th></th> <th></th> <th></th> </tr> <tr> <th>MHz</th> <th>dBuV/m</th> <th>dBuV/m</th> <th>dB</th> <th>dBuV</th> <th>dB/m</th> <th>dB</th> <th>dB</th> <th>cm</th> <th>deg</th> </tr> </thead> <tbody> <tr> <td>1</td> <td>6985.00</td> <td>89.99</td> <td>-----</td> <td>-----</td> <td>79.05</td> <td>35.60</td> <td>12.44</td> <td>37.10</td> <td>0.00</td> <td>274</td> <td>287</td> <td>AVERAGE</td> </tr> </tbody> </table>	Limit	Read	Ant	Cable	Preamp	Aux	APos	TPos	Remark	Freq	Level	Line Margin	Level Factor	Loss Factor	Factor				MHz	dBuV/m	dBuV/m	dB	dBuV	dB/m	dB	dB	cm	deg	1	6985.00	89.99	-----	-----	79.05	35.60	12.44	37.10	0.00	274	287	AVERAGE
Limit	Read	Ant	Cable	Preamp	Aux	APos	TPos	Remark																																																																												
Freq	Level	Line Margin	Level Factor	Loss Factor	Factor																																																																															
MHz	dBuV/m	dBuV/m	dB	dBuV	dB/m	dB	dB	cm	deg																																																																											
1	7132.12	41.56	68.20	-26.64	30.21	35.70	12.63	36.98	0.00	274	287	AVERAGE																																																																								
Limit	Read	Ant	Cable	Preamp	Aux	APos	TPos	Remark																																																																												
Freq	Level	Line Margin	Level Factor	Loss Factor	Factor																																																																															
MHz	dBuV/m	dBuV/m	dB	dBuV	dB/m	dB	dB	cm	deg																																																																											
1	6985.00	89.99	-----	-----	79.05	35.60	12.44	37.10	0.00	274	287	AVERAGE																																																																								

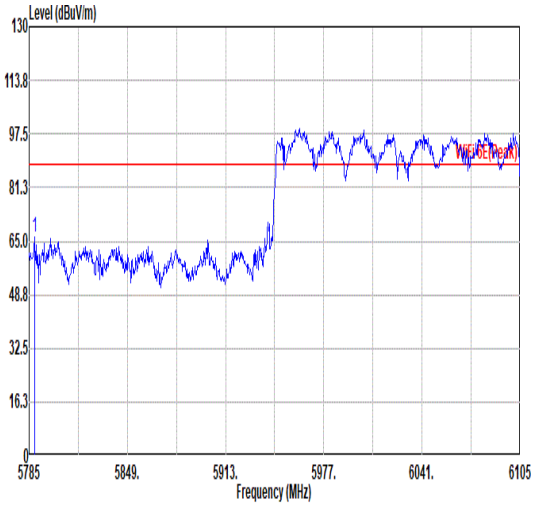
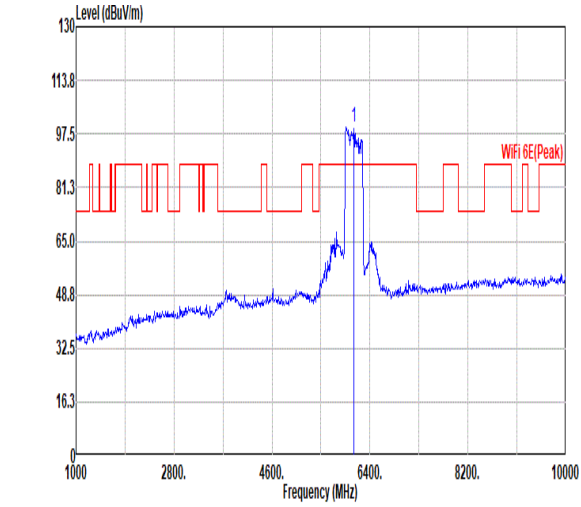
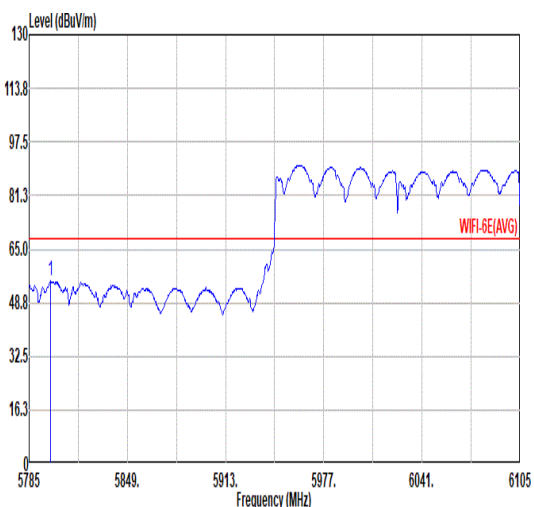
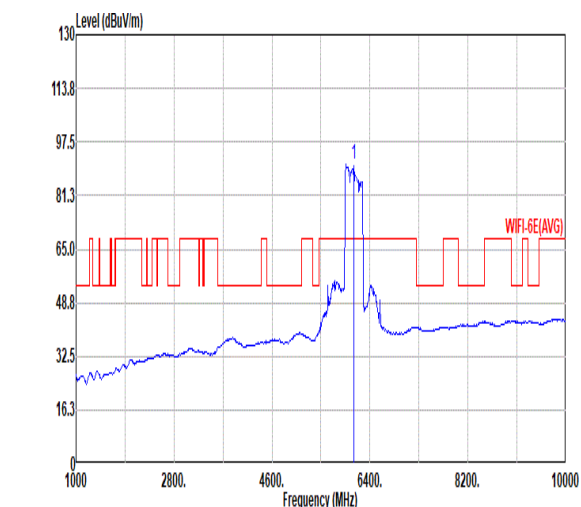


Mode	96																																																																														
	Harmonic																																																																														
	U-NII-8_6.875-7.125_802.11be EHT160_CH207_Full_6985MHz																																																																														
ANT	CDD 1+2																																																																														
Pol.	Horizontal	Vertical																																																																													
Peak Avg																																																																															
	<table border="1"> <thead> <tr> <th>Limit</th> <th>Read</th> <th>Ant</th> <th>Cable</th> <th>Preamp</th> <th>Aux</th> <th>APos</th> <th>TPos</th> <th>Remark</th> </tr> <tr> <th>Freq</th> <th>Level</th> <th>Line Margin</th> <th>Level Factor</th> <th>Loss Factor</th> <th>Factor</th> <th></th> <th></th> <th></th> </tr> <tr> <th>MHz</th> <th>dBuV/m</th> <th>dBuV/m</th> <th>dB</th> <th>dBuV</th> <th>dB/m</th> <th>dB</th> <th>dB</th> <th>cm</th> <th>deg</th> </tr> </thead> <tbody> <tr> <td>1 13970.00</td> <td>46.01</td> <td>88.20</td> <td>-42.19</td> <td>53.93</td> <td>38.71</td> <td>18.02</td> <td>64.65</td> <td>0.00</td> <td>--</td> <td>PEAK</td> </tr> </tbody> </table>	Limit	Read	Ant	Cable	Preamp	Aux	APos	TPos	Remark	Freq	Level	Line Margin	Level Factor	Loss Factor	Factor				MHz	dBuV/m	dBuV/m	dB	dBuV	dB/m	dB	dB	cm	deg	1 13970.00	46.01	88.20	-42.19	53.93	38.71	18.02	64.65	0.00	--	PEAK	<table border="1"> <thead> <tr> <th>Limit</th> <th>Read</th> <th>Ant</th> <th>Cable</th> <th>Preamp</th> <th>Aux</th> <th>APos</th> <th>TPos</th> <th>Remark</th> </tr> <tr> <th>Freq</th> <th>Level</th> <th>Line Margin</th> <th>Level Factor</th> <th>Loss Factor</th> <th>Factor</th> <th></th> <th></th> <th></th> </tr> <tr> <th>MHz</th> <th>dBuV/m</th> <th>dBuV/m</th> <th>dB</th> <th>dBuV</th> <th>dB/m</th> <th>dB</th> <th>dB</th> <th>cm</th> <th>deg</th> </tr> </thead> <tbody> <tr> <td>1 13970.00</td> <td>46.01</td> <td>88.20</td> <td>-42.19</td> <td>53.93</td> <td>38.71</td> <td>18.02</td> <td>64.65</td> <td>0.00</td> <td>--</td> <td>PEAK</td> </tr> </tbody> </table>	Limit	Read	Ant	Cable	Preamp	Aux	APos	TPos	Remark	Freq	Level	Line Margin	Level Factor	Loss Factor	Factor				MHz	dBuV/m	dBuV/m	dB	dBuV	dB/m	dB	dB	cm	deg	1 13970.00	46.01	88.20	-42.19	53.93	38.71	18.02	64.65	0.00	--
Limit	Read	Ant	Cable	Preamp	Aux	APos	TPos	Remark																																																																							
Freq	Level	Line Margin	Level Factor	Loss Factor	Factor																																																																										
MHz	dBuV/m	dBuV/m	dB	dBuV	dB/m	dB	dB	cm	deg																																																																						
1 13970.00	46.01	88.20	-42.19	53.93	38.71	18.02	64.65	0.00	--	PEAK																																																																					
Limit	Read	Ant	Cable	Preamp	Aux	APos	TPos	Remark																																																																							
Freq	Level	Line Margin	Level Factor	Loss Factor	Factor																																																																										
MHz	dBuV/m	dBuV/m	dB	dBuV	dB/m	dB	dB	cm	deg																																																																						
1 13970.00	46.01	88.20	-42.19	53.93	38.71	18.02	64.65	0.00	--	PEAK																																																																					



97																																										
Mode	Band Edge																																									
	U-NII-5_5.925-6.425_802.11be EHT320_CH31_Full_6105MHz																																									
ANT	CDD 1+2																																									
Pol.	Horizontal																																									
Peak	<table border="1"> <thead> <tr> <th>Limit</th> <th>Read</th> <th>Ant</th> <th>Cable</th> <th>Preamp</th> <th>Aux</th> <th>APos</th> <th>TPos</th> <th>Remark</th> </tr> <tr> <th>Freq</th> <th>Level</th> <th>Line</th> <th>Margin</th> <th>Level</th> <th>Factor</th> <th>Loss</th> <th>Factor</th> <th>Factor</th> </tr> <tr> <th>MHz</th> <th>dBuV/m</th> <th>dBuV/m</th> <th>dB</th> <th>dBuV</th> <th>dB/m</th> <th>dB</th> <th>dB</th> <th>cm</th> <th>deg</th> </tr> </thead> <tbody> <tr> <td>1</td> <td>5809.32</td> <td>57.41</td> <td>88.20</td> <td>-30.79</td> <td>47.36</td> <td>34.92</td> <td>11.29</td> <td>36.16</td> <td>0.00</td> <td>319</td> <td>39</td> <td>PEAK</td> </tr> </tbody> </table>	Limit	Read	Ant	Cable	Preamp	Aux	APos	TPos	Remark	Freq	Level	Line	Margin	Level	Factor	Loss	Factor	Factor	MHz	dBuV/m	dBuV/m	dB	dBuV	dB/m	dB	dB	cm	deg	1	5809.32	57.41	88.20	-30.79	47.36	34.92	11.29	36.16	0.00	319	39	PEAK
	Limit	Read	Ant	Cable	Preamp	Aux	APos	TPos	Remark																																	
Freq	Level	Line	Margin	Level	Factor	Loss	Factor	Factor																																		
MHz	dBuV/m	dBuV/m	dB	dBuV	dB/m	dB	dB	cm	deg																																	
1	5809.32	57.41	88.20	-30.79	47.36	34.92	11.29	36.16	0.00	319	39	PEAK																														
<table border="1"> <thead> <tr> <th>Limit</th> <th>Read</th> <th>Ant</th> <th>Cable</th> <th>Preamp</th> <th>Aux</th> <th>APos</th> <th>TPos</th> <th>Remark</th> </tr> <tr> <th>Freq</th> <th>Level</th> <th>Line</th> <th>Margin</th> <th>Level</th> <th>Factor</th> <th>Loss</th> <th>Factor</th> <th>Factor</th> </tr> <tr> <th>MHz</th> <th>dBuV/m</th> <th>dBuV/m</th> <th>dB</th> <th>dBuV</th> <th>dB/m</th> <th>dB</th> <th>dB</th> <th>cm</th> <th>deg</th> </tr> </thead> <tbody> <tr> <td>1</td> <td>6105.00</td> <td>95.47</td> <td>-----</td> <td>-----</td> <td>85.32</td> <td>35.40</td> <td>11.54</td> <td>36.79</td> <td>0.00</td> <td>319</td> <td>39</td> <td>Peak</td> </tr> </tbody> </table>	Limit	Read	Ant	Cable	Preamp	Aux	APos	TPos	Remark	Freq	Level	Line	Margin	Level	Factor	Loss	Factor	Factor	MHz	dBuV/m	dBuV/m	dB	dBuV	dB/m	dB	dB	cm	deg	1	6105.00	95.47	-----	-----	85.32	35.40	11.54	36.79	0.00	319	39	Peak	
Limit	Read	Ant	Cable	Preamp	Aux	APos	TPos	Remark																																		
Freq	Level	Line	Margin	Level	Factor	Loss	Factor	Factor																																		
MHz	dBuV/m	dBuV/m	dB	dBuV	dB/m	dB	dB	cm	deg																																	
1	6105.00	95.47	-----	-----	85.32	35.40	11.54	36.79	0.00	319	39	Peak																														
Avg	<table border="1"> <thead> <tr> <th>Limit</th> <th>Read</th> <th>Ant</th> <th>Cable</th> <th>Preamp</th> <th>Aux</th> <th>APos</th> <th>TPos</th> <th>Remark</th> </tr> <tr> <th>Freq</th> <th>Level</th> <th>Line</th> <th>Margin</th> <th>Level</th> <th>Factor</th> <th>Loss</th> <th>Factor</th> <th>Factor</th> </tr> <tr> <th>MHz</th> <th>dBuV/m</th> <th>dBuV/m</th> <th>dB</th> <th>dBuV</th> <th>dB/m</th> <th>dB</th> <th>dB</th> <th>cm</th> <th>deg</th> </tr> </thead> <tbody> <tr> <td>1</td> <td>5801.64</td> <td>46.02</td> <td>68.20</td> <td>-22.18</td> <td>36.01</td> <td>34.90</td> <td>11.28</td> <td>36.17</td> <td>0.00</td> <td>319</td> <td>39</td> <td>AVERAGE</td> </tr> </tbody> </table>	Limit	Read	Ant	Cable	Preamp	Aux	APos	TPos	Remark	Freq	Level	Line	Margin	Level	Factor	Loss	Factor	Factor	MHz	dBuV/m	dBuV/m	dB	dBuV	dB/m	dB	dB	cm	deg	1	5801.64	46.02	68.20	-22.18	36.01	34.90	11.28	36.17	0.00	319	39	AVERAGE
	Limit	Read	Ant	Cable	Preamp	Aux	APos	TPos	Remark																																	
Freq	Level	Line	Margin	Level	Factor	Loss	Factor	Factor																																		
MHz	dBuV/m	dBuV/m	dB	dBuV	dB/m	dB	dB	cm	deg																																	
1	5801.64	46.02	68.20	-22.18	36.01	34.90	11.28	36.17	0.00	319	39	AVERAGE																														
<table border="1"> <thead> <tr> <th>Limit</th> <th>Read</th> <th>Ant</th> <th>Cable</th> <th>Preamp</th> <th>Aux</th> <th>APos</th> <th>TPos</th> <th>Remark</th> </tr> <tr> <th>Freq</th> <th>Level</th> <th>Line</th> <th>Margin</th> <th>Level</th> <th>Factor</th> <th>Loss</th> <th>Factor</th> <th>Factor</th> </tr> <tr> <th>MHz</th> <th>dBuV/m</th> <th>dBuV/m</th> <th>dB</th> <th>dBuV</th> <th>dB/m</th> <th>dB</th> <th>dB</th> <th>cm</th> <th>deg</th> </tr> </thead> <tbody> <tr> <td>1</td> <td>6105.00</td> <td>85.03</td> <td>-----</td> <td>-----</td> <td>74.88</td> <td>35.40</td> <td>11.54</td> <td>36.79</td> <td>0.00</td> <td>319</td> <td>39</td> <td>Average</td> </tr> </tbody> </table>	Limit	Read	Ant	Cable	Preamp	Aux	APos	TPos	Remark	Freq	Level	Line	Margin	Level	Factor	Loss	Factor	Factor	MHz	dBuV/m	dBuV/m	dB	dBuV	dB/m	dB	dB	cm	deg	1	6105.00	85.03	-----	-----	74.88	35.40	11.54	36.79	0.00	319	39	Average	
Limit	Read	Ant	Cable	Preamp	Aux	APos	TPos	Remark																																		
Freq	Level	Line	Margin	Level	Factor	Loss	Factor	Factor																																		
MHz	dBuV/m	dBuV/m	dB	dBuV	dB/m	dB	dB	cm	deg																																	
1	6105.00	85.03	-----	-----	74.88	35.40	11.54	36.79	0.00	319	39	Average																														



		97																																																																																
Mode	Band Edge																																																																																	
	U-NII-5_5.925-6.425_802.11be EHT320_CH31_Full_6105MHz																																																																																	
ANT	CDD 1+2																																																																																	
Pol.	Vertical	Fundamental																																																																																
Peak	 <p>Level (dBuV/m)</p> <p>Frequency (MHz)</p> <table border="1"> <thead> <tr> <th>Limit</th> <th>Read</th> <th>Ant</th> <th>Cable</th> <th>Preamp</th> <th>Aux</th> <th>APos</th> <th>TPos</th> <th>Remark</th> </tr> <tr> <th>Freq</th> <th>Level</th> <th>Line Margin</th> <th>Level Factor</th> <th>Loss Factor</th> <th>Factor</th> <th></th> <th></th> <th></th> </tr> <tr> <th>MHz</th> <th>dBuV/m</th> <th>dBuV/m</th> <th>dB</th> <th>dBuV</th> <th>dB/m</th> <th>dB</th> <th>dB</th> <th>cm</th> <th>deg</th> </tr> </thead> <tbody> <tr> <td>1</td> <td>5785.52</td> <td>66.12</td> <td>88.20</td> <td>-22.08</td> <td>56.11</td> <td>34.87</td> <td>11.26</td> <td>36.12</td> <td>0.00</td> <td>183</td> <td>0 PEAK</td> </tr> </tbody> </table>	Limit	Read	Ant	Cable	Preamp	Aux	APos	TPos	Remark	Freq	Level	Line Margin	Level Factor	Loss Factor	Factor				MHz	dBuV/m	dBuV/m	dB	dBuV	dB/m	dB	dB	cm	deg	1	5785.52	66.12	88.20	-22.08	56.11	34.87	11.26	36.12	0.00	183	0 PEAK	 <p>Level (dBuV/m)</p> <p>Frequency (MHz)</p> <table border="1"> <thead> <tr> <th>Limit</th> <th>Read</th> <th>Ant</th> <th>Cable</th> <th>Preamp</th> <th>Aux</th> <th>APos</th> <th>TPos</th> <th>Remark</th> </tr> <tr> <th>Freq</th> <th>Level</th> <th>Line Margin</th> <th>Level Factor</th> <th>Loss Factor</th> <th>Factor</th> <th></th> <th></th> <th></th> </tr> <tr> <th>MHz</th> <th>dBuV/m</th> <th>dBuV/m</th> <th>dB</th> <th>dBuV</th> <th>dB/m</th> <th>dB</th> <th>dB</th> <th>cm</th> <th>deg</th> </tr> </thead> <tbody> <tr> <td>1</td> <td>6105.00</td> <td>99.45</td> <td>-----</td> <td>-----</td> <td>89.53</td> <td>35.16</td> <td>11.43</td> <td>36.67</td> <td>0.00</td> <td>183</td> <td>0 PEAK</td> </tr> </tbody> </table>	Limit	Read	Ant	Cable	Preamp	Aux	APos	TPos	Remark	Freq	Level	Line Margin	Level Factor	Loss Factor	Factor				MHz	dBuV/m	dBuV/m	dB	dBuV	dB/m	dB	dB	cm	deg	1	6105.00	99.45	-----	-----	89.53	35.16	11.43	36.67	0.00	183	0 PEAK
	Limit	Read	Ant	Cable	Preamp	Aux	APos	TPos	Remark																																																																									
Freq	Level	Line Margin	Level Factor	Loss Factor	Factor																																																																													
MHz	dBuV/m	dBuV/m	dB	dBuV	dB/m	dB	dB	cm	deg																																																																									
1	5785.52	66.12	88.20	-22.08	56.11	34.87	11.26	36.12	0.00	183	0 PEAK																																																																							
Limit	Read	Ant	Cable	Preamp	Aux	APos	TPos	Remark																																																																										
Freq	Level	Line Margin	Level Factor	Loss Factor	Factor																																																																													
MHz	dBuV/m	dBuV/m	dB	dBuV	dB/m	dB	dB	cm	deg																																																																									
1	6105.00	99.45	-----	-----	89.53	35.16	11.43	36.67	0.00	183	0 PEAK																																																																							
Avg	 <p>Level (dBuV/m)</p> <p>Frequency (MHz)</p> <table border="1"> <thead> <tr> <th>Limit</th> <th>Read</th> <th>Ant</th> <th>Cable</th> <th>Preamp</th> <th>Aux</th> <th>APos</th> <th>TPos</th> <th>Remark</th> </tr> <tr> <th>Freq</th> <th>Level</th> <th>Line Margin</th> <th>Level Factor</th> <th>Loss Factor</th> <th>Factor</th> <th></th> <th></th> <th></th> </tr> <tr> <th>MHz</th> <th>dBuV/m</th> <th>dBuV/m</th> <th>dB</th> <th>dBuV</th> <th>dB/m</th> <th>dB</th> <th>dB</th> <th>cm</th> <th>deg</th> </tr> </thead> <tbody> <tr> <td>1</td> <td>5798.76</td> <td>55.23</td> <td>68.20</td> <td>-12.97</td> <td>45.21</td> <td>34.90</td> <td>11.28</td> <td>36.16</td> <td>0.00</td> <td>183</td> <td>0 AVERAGE</td> </tr> </tbody> </table>	Limit	Read	Ant	Cable	Preamp	Aux	APos	TPos	Remark	Freq	Level	Line Margin	Level Factor	Loss Factor	Factor				MHz	dBuV/m	dBuV/m	dB	dBuV	dB/m	dB	dB	cm	deg	1	5798.76	55.23	68.20	-12.97	45.21	34.90	11.28	36.16	0.00	183	0 AVERAGE	 <p>Level (dBuV/m)</p> <p>Frequency (MHz)</p> <table border="1"> <thead> <tr> <th>Limit</th> <th>Read</th> <th>Ant</th> <th>Cable</th> <th>Preamp</th> <th>Aux</th> <th>APos</th> <th>TPos</th> <th>Remark</th> </tr> <tr> <th>Freq</th> <th>Level</th> <th>Line Margin</th> <th>Level Factor</th> <th>Loss Factor</th> <th>Factor</th> <th></th> <th></th> <th></th> </tr> <tr> <th>MHz</th> <th>dBuV/m</th> <th>dBuV/m</th> <th>dB</th> <th>dBuV</th> <th>dB/m</th> <th>dB</th> <th>dB</th> <th>cm</th> <th>deg</th> </tr> </thead> <tbody> <tr> <td>1</td> <td>6105.00</td> <td>90.73</td> <td>-----</td> <td>-----</td> <td>80.81</td> <td>35.16</td> <td>11.43</td> <td>36.67</td> <td>0.00</td> <td>183</td> <td>0 AVERAGE</td> </tr> </tbody> </table>	Limit	Read	Ant	Cable	Preamp	Aux	APos	TPos	Remark	Freq	Level	Line Margin	Level Factor	Loss Factor	Factor				MHz	dBuV/m	dBuV/m	dB	dBuV	dB/m	dB	dB	cm	deg	1	6105.00	90.73	-----	-----	80.81	35.16	11.43	36.67	0.00	183	0 AVERAGE
Limit	Read	Ant	Cable	Preamp	Aux	APos	TPos	Remark																																																																										
Freq	Level	Line Margin	Level Factor	Loss Factor	Factor																																																																													
MHz	dBuV/m	dBuV/m	dB	dBuV	dB/m	dB	dB	cm	deg																																																																									
1	5798.76	55.23	68.20	-12.97	45.21	34.90	11.28	36.16	0.00	183	0 AVERAGE																																																																							
Limit	Read	Ant	Cable	Preamp	Aux	APos	TPos	Remark																																																																										
Freq	Level	Line Margin	Level Factor	Loss Factor	Factor																																																																													
MHz	dBuV/m	dBuV/m	dB	dBuV	dB/m	dB	dB	cm	deg																																																																									
1	6105.00	90.73	-----	-----	80.81	35.16	11.43	36.67	0.00	183	0 AVERAGE																																																																							



Mode	97																																																																															
	Harmonic																																																																															
	U-NII-5_5.925-6.425_802.11be EHT320_CH31_Full_6105MHz																																																																															
ANT	CDD 1+2																																																																															
Pol.	Horizontal	Vertical																																																																														
Peak Avg	<table border="1"> <thead> <tr> <th>Limit</th> <th>Read</th> <th>Ant</th> <th>Cable</th> <th>Preamp</th> <th>Aux</th> <th>APos</th> <th>TPos</th> <th>Remark</th> </tr> <tr> <th>Freq</th> <th>Level</th> <th>Line Margin</th> <th>Level Factor</th> <th>Loss Factor</th> <th>Factor</th> <th></th> <th></th> <th></th> </tr> <tr> <th>MHz</th> <th>dBuV/m</th> <th>dBuV/m</th> <th>dB</th> <th>dBuV</th> <th>dB/m</th> <th>dB</th> <th>dB</th> <th>cm</th> <th>deg</th> </tr> </thead> <tbody> <tr> <td>1 12210.00</td> <td>46.07</td> <td>74.00</td> <td>-27.93</td> <td>56.36</td> <td>38.78</td> <td>16.82</td> <td>65.89</td> <td>0.00</td> <td>--</td> <td>PEAK</td> </tr> </tbody> </table>	Limit	Read	Ant	Cable	Preamp	Aux	APos	TPos	Remark	Freq	Level	Line Margin	Level Factor	Loss Factor	Factor				MHz	dBuV/m	dBuV/m	dB	dBuV	dB/m	dB	dB	cm	deg	1 12210.00	46.07	74.00	-27.93	56.36	38.78	16.82	65.89	0.00	--	PEAK	<table border="1"> <thead> <tr> <th>Limit</th> <th>Read</th> <th>Ant</th> <th>Cable</th> <th>Preamp</th> <th>Aux</th> <th>APos</th> <th>TPos</th> <th>Remark</th> </tr> <tr> <th>Freq</th> <th>Level</th> <th>Line Margin</th> <th>Level Factor</th> <th>Loss Factor</th> <th>Factor</th> <th></th> <th></th> <th></th> </tr> <tr> <th>MHz</th> <th>dBuV/m</th> <th>dBuV/m</th> <th>dB</th> <th>dBuV</th> <th>dB/m</th> <th>dB</th> <th>dB</th> <th>cm</th> <th>deg</th> </tr> </thead> <tbody> <tr> <td>1 12210.00</td> <td>46.70</td> <td>74.00</td> <td>-27.30</td> <td>56.99</td> <td>38.78</td> <td>16.82</td> <td>65.89</td> <td>0.00</td> <td>--</td> <td>PEAK</td> </tr> </tbody> </table>	Limit	Read	Ant	Cable	Preamp	Aux	APos	TPos	Remark	Freq	Level	Line Margin	Level Factor	Loss Factor	Factor				MHz	dBuV/m	dBuV/m	dB	dBuV	dB/m	dB	dB	cm	deg	1 12210.00	46.70	74.00	-27.30	56.99	38.78	16.82	65.89	0.00	--	PEAK
Limit	Read	Ant	Cable	Preamp	Aux	APos	TPos	Remark																																																																								
Freq	Level	Line Margin	Level Factor	Loss Factor	Factor																																																																											
MHz	dBuV/m	dBuV/m	dB	dBuV	dB/m	dB	dB	cm	deg																																																																							
1 12210.00	46.07	74.00	-27.93	56.36	38.78	16.82	65.89	0.00	--	PEAK																																																																						
Limit	Read	Ant	Cable	Preamp	Aux	APos	TPos	Remark																																																																								
Freq	Level	Line Margin	Level Factor	Loss Factor	Factor																																																																											
MHz	dBuV/m	dBuV/m	dB	dBuV	dB/m	dB	dB	cm	deg																																																																							
1 12210.00	46.70	74.00	-27.30	56.99	38.78	16.82	65.89	0.00	--	PEAK																																																																						



Mode	98																																																																															
	Harmonic																																																																															
	U-NII-5_5.925-6.425_802.11be EHT320_CH63_Full_6265MHz																																																																															
ANT	CDD 1+2																																																																															
Pol.	Horizontal	Vertical																																																																														
Peak Avg	<table border="1"> <thead> <tr> <th>Limit</th> <th>Read</th> <th>Ant</th> <th>Cable</th> <th>Preamp</th> <th>Aux</th> <th>APos</th> <th>TPos</th> <th>Remark</th> </tr> <tr> <th>Freq</th> <th>Level</th> <th>Line Margin</th> <th>Level Factor</th> <th>Loss Factor</th> <th>Factor</th> <th></th> <th></th> <th></th> </tr> <tr> <th>MHz</th> <th>dBuV/m</th> <th>dBuV/m</th> <th>dB</th> <th>dBuV</th> <th>dB/m</th> <th>dB</th> <th>dB</th> <th>cm</th> <th>deg</th> </tr> </thead> <tbody> <tr> <td>1 12530.00</td> <td>45.85</td> <td>74.00</td> <td>-28.15</td> <td>55.51</td> <td>38.91</td> <td>17.03</td> <td>65.60</td> <td>0.00</td> <td>--</td> <td>PEAK</td> </tr> </tbody> </table>	Limit	Read	Ant	Cable	Preamp	Aux	APos	TPos	Remark	Freq	Level	Line Margin	Level Factor	Loss Factor	Factor				MHz	dBuV/m	dBuV/m	dB	dBuV	dB/m	dB	dB	cm	deg	1 12530.00	45.85	74.00	-28.15	55.51	38.91	17.03	65.60	0.00	--	PEAK	<table border="1"> <thead> <tr> <th>Limit</th> <th>Read</th> <th>Ant</th> <th>Cable</th> <th>Preamp</th> <th>Aux</th> <th>APos</th> <th>TPos</th> <th>Remark</th> </tr> <tr> <th>Freq</th> <th>Level</th> <th>Line Margin</th> <th>Level Factor</th> <th>Loss Factor</th> <th>Factor</th> <th></th> <th></th> <th></th> </tr> <tr> <th>MHz</th> <th>dBuV/m</th> <th>dBuV/m</th> <th>dB</th> <th>dBuV</th> <th>dB/m</th> <th>dB</th> <th>dB</th> <th>cm</th> <th>deg</th> </tr> </thead> <tbody> <tr> <td>1 12530.00</td> <td>46.17</td> <td>74.00</td> <td>-27.83</td> <td>55.83</td> <td>38.91</td> <td>17.03</td> <td>65.60</td> <td>0.00</td> <td>--</td> <td>PEAK</td> </tr> </tbody> </table>	Limit	Read	Ant	Cable	Preamp	Aux	APos	TPos	Remark	Freq	Level	Line Margin	Level Factor	Loss Factor	Factor				MHz	dBuV/m	dBuV/m	dB	dBuV	dB/m	dB	dB	cm	deg	1 12530.00	46.17	74.00	-27.83	55.83	38.91	17.03	65.60	0.00	--	PEAK
Limit	Read	Ant	Cable	Preamp	Aux	APos	TPos	Remark																																																																								
Freq	Level	Line Margin	Level Factor	Loss Factor	Factor																																																																											
MHz	dBuV/m	dBuV/m	dB	dBuV	dB/m	dB	dB	cm	deg																																																																							
1 12530.00	45.85	74.00	-28.15	55.51	38.91	17.03	65.60	0.00	--	PEAK																																																																						
Limit	Read	Ant	Cable	Preamp	Aux	APos	TPos	Remark																																																																								
Freq	Level	Line Margin	Level Factor	Loss Factor	Factor																																																																											
MHz	dBuV/m	dBuV/m	dB	dBuV	dB/m	dB	dB	cm	deg																																																																							
1 12530.00	46.17	74.00	-27.83	55.83	38.91	17.03	65.60	0.00	--	PEAK																																																																						



Mode	99																																																																											
	Harmonic																																																																											
	U-NII-8_6.525-7.125_802.11a_CH185_6875MHz																																																																											
ANT	CDD 1+2																																																																											
Pol.	Horizontal	Vertical																																																																										
Peak Avg	<table border="1"> <thead> <tr> <th>Limit</th> <th>Read</th> <th>Ant</th> <th>Cable</th> <th>Preamp</th> <th>Aux</th> <th>APos</th> <th>TPos</th> </tr> <tr> <th>Freq</th> <th>Level</th> <th>Line Margin</th> <th>Level Factor</th> <th>Loss Factor</th> <th>Factor</th> <th></th> <th>Remark</th> </tr> <tr> <th>MHz</th> <th>dBuV/m</th> <th>dBuV/m</th> <th>dB</th> <th>dBuV</th> <th>dB/m</th> <th>dB</th> <th>dB</th> <th>cm</th> <th>deg</th> </tr> </thead> <tbody> <tr> <td>1 13750.00</td> <td>46.62</td> <td>88.20</td> <td>-41.58</td> <td>54.62</td> <td>38.80</td> <td>17.87</td> <td>64.67</td> <td>0.00</td> <td>--</td> <td>PEAK</td> </tr> </tbody> </table>	Limit	Read	Ant	Cable	Preamp	Aux	APos	TPos	Freq	Level	Line Margin	Level Factor	Loss Factor	Factor		Remark	MHz	dBuV/m	dBuV/m	dB	dBuV	dB/m	dB	dB	cm	deg	1 13750.00	46.62	88.20	-41.58	54.62	38.80	17.87	64.67	0.00	--	PEAK	<table border="1"> <thead> <tr> <th>Limit</th> <th>Read</th> <th>Ant</th> <th>Cable</th> <th>Preamp</th> <th>Aux</th> <th>APos</th> <th>TPos</th> </tr> <tr> <th>Freq</th> <th>Level</th> <th>Line Margin</th> <th>Level Factor</th> <th>Loss Factor</th> <th>Factor</th> <th></th> <th>Remark</th> </tr> <tr> <th>MHz</th> <th>dBuV/m</th> <th>dBuV/m</th> <th>dB</th> <th>dBuV</th> <th>dB/m</th> <th>dB</th> <th>dB</th> <th>cm</th> <th>deg</th> </tr> </thead> <tbody> <tr> <td>1 13750.00</td> <td>48.29</td> <td>88.20</td> <td>-39.91</td> <td>56.29</td> <td>38.80</td> <td>17.87</td> <td>64.67</td> <td>0.00</td> <td>--</td> <td>PEAK</td> </tr> </tbody> </table>	Limit	Read	Ant	Cable	Preamp	Aux	APos	TPos	Freq	Level	Line Margin	Level Factor	Loss Factor	Factor		Remark	MHz	dBuV/m	dBuV/m	dB	dBuV	dB/m	dB	dB	cm	deg	1 13750.00	48.29	88.20	-39.91	56.29	38.80	17.87	64.67	0.00	--	PEAK
Limit	Read	Ant	Cable	Preamp	Aux	APos	TPos																																																																					
Freq	Level	Line Margin	Level Factor	Loss Factor	Factor		Remark																																																																					
MHz	dBuV/m	dBuV/m	dB	dBuV	dB/m	dB	dB	cm	deg																																																																			
1 13750.00	46.62	88.20	-41.58	54.62	38.80	17.87	64.67	0.00	--	PEAK																																																																		
Limit	Read	Ant	Cable	Preamp	Aux	APos	TPos																																																																					
Freq	Level	Line Margin	Level Factor	Loss Factor	Factor		Remark																																																																					
MHz	dBuV/m	dBuV/m	dB	dBuV	dB/m	dB	dB	cm	deg																																																																			
1 13750.00	48.29	88.20	-39.91	56.29	38.80	17.87	64.67	0.00	--	PEAK																																																																		



Mode	100																																																																															
	Harmonic																																																																															
	U-NII-7_6.525-7.125_802.11be EHT20_CH185_Full_6875MHz																																																																															
ANT	CDD 1+2																																																																															
Pol.	Horizontal	Vertical																																																																														
Peak Avg	<table border="1"> <thead> <tr> <th>Limit</th> <th>Read</th> <th>Ant</th> <th>Cable</th> <th>Preamp</th> <th>Aux</th> <th>APos</th> <th>TPos</th> <th>Remark</th> </tr> <tr> <th>Freq</th> <th>Level</th> <th>Line Margin</th> <th>Level Factor</th> <th>Loss Factor</th> <th>Factor</th> <th></th> <th></th> <th></th> </tr> <tr> <th>MHz</th> <th>dBuV/m</th> <th>dBuV/m</th> <th>dB</th> <th>dBuV</th> <th>dB/m</th> <th>dB</th> <th>dB</th> <th>cm</th> <th>deg</th> </tr> </thead> <tbody> <tr> <td>1 13750.00</td> <td>46.82</td> <td>88.20</td> <td>-41.38</td> <td>54.82</td> <td>38.80</td> <td>17.87</td> <td>64.67</td> <td>0.00</td> <td>--</td> <td>PEAK</td> </tr> </tbody> </table>	Limit	Read	Ant	Cable	Preamp	Aux	APos	TPos	Remark	Freq	Level	Line Margin	Level Factor	Loss Factor	Factor				MHz	dBuV/m	dBuV/m	dB	dBuV	dB/m	dB	dB	cm	deg	1 13750.00	46.82	88.20	-41.38	54.82	38.80	17.87	64.67	0.00	--	PEAK	<table border="1"> <thead> <tr> <th>Limit</th> <th>Read</th> <th>Ant</th> <th>Cable</th> <th>Preamp</th> <th>Aux</th> <th>APos</th> <th>TPos</th> <th>Remark</th> </tr> <tr> <th>Freq</th> <th>Level</th> <th>Line Margin</th> <th>Level Factor</th> <th>Loss Factor</th> <th>Factor</th> <th></th> <th></th> <th></th> </tr> <tr> <th>MHz</th> <th>dBuV/m</th> <th>dBuV/m</th> <th>dB</th> <th>dBuV</th> <th>dB/m</th> <th>dB</th> <th>dB</th> <th>cm</th> <th>deg</th> </tr> </thead> <tbody> <tr> <td>1 13750.00</td> <td>46.90</td> <td>88.20</td> <td>-41.30</td> <td>54.90</td> <td>38.80</td> <td>17.87</td> <td>64.67</td> <td>0.00</td> <td>--</td> <td>PEAK</td> </tr> </tbody> </table>	Limit	Read	Ant	Cable	Preamp	Aux	APos	TPos	Remark	Freq	Level	Line Margin	Level Factor	Loss Factor	Factor				MHz	dBuV/m	dBuV/m	dB	dBuV	dB/m	dB	dB	cm	deg	1 13750.00	46.90	88.20	-41.30	54.90	38.80	17.87	64.67	0.00	--	PEAK
Limit	Read	Ant	Cable	Preamp	Aux	APos	TPos	Remark																																																																								
Freq	Level	Line Margin	Level Factor	Loss Factor	Factor																																																																											
MHz	dBuV/m	dBuV/m	dB	dBuV	dB/m	dB	dB	cm	deg																																																																							
1 13750.00	46.82	88.20	-41.38	54.82	38.80	17.87	64.67	0.00	--	PEAK																																																																						
Limit	Read	Ant	Cable	Preamp	Aux	APos	TPos	Remark																																																																								
Freq	Level	Line Margin	Level Factor	Loss Factor	Factor																																																																											
MHz	dBuV/m	dBuV/m	dB	dBuV	dB/m	dB	dB	cm	deg																																																																							
1 13750.00	46.90	88.20	-41.30	54.90	38.80	17.87	64.67	0.00	--	PEAK																																																																						



Mode	101																																																																															
	Harmonic																																																																															
	U-NII-8_6.525-7.125_802.11be EHT40_CH187_Full_6885MHz																																																																															
ANT	CDD 1+2																																																																															
Pol.	Horizontal	Vertical																																																																														
Peak Avg	<table border="1"> <thead> <tr> <th>Limit</th> <th>Read</th> <th>Ant</th> <th>Cable</th> <th>Preamp</th> <th>Aux</th> <th>APos</th> <th>TPos</th> <th>Remark</th> </tr> <tr> <th>Freq</th> <th>Level</th> <th>Line Margin</th> <th>Level Factor</th> <th>Loss Factor</th> <th>Factor</th> <th></th> <th></th> <th></th> </tr> <tr> <th>MHz</th> <th>dBuV/m</th> <th>dBuV/m</th> <th>dB</th> <th>dBuV</th> <th>dB/m</th> <th>dB</th> <th>dB</th> <th>cm</th> <th>deg</th> </tr> </thead> <tbody> <tr> <td>1 13770.00</td> <td>46.16</td> <td>88.20</td> <td>-42.04</td> <td>54.16</td> <td>38.79</td> <td>17.88</td> <td>64.67</td> <td>0.00</td> <td>--</td> <td>PEAK</td> </tr> </tbody> </table>	Limit	Read	Ant	Cable	Preamp	Aux	APos	TPos	Remark	Freq	Level	Line Margin	Level Factor	Loss Factor	Factor				MHz	dBuV/m	dBuV/m	dB	dBuV	dB/m	dB	dB	cm	deg	1 13770.00	46.16	88.20	-42.04	54.16	38.79	17.88	64.67	0.00	--	PEAK	<table border="1"> <thead> <tr> <th>Limit</th> <th>Read</th> <th>Ant</th> <th>Cable</th> <th>Preamp</th> <th>Aux</th> <th>APos</th> <th>TPos</th> <th>Remark</th> </tr> <tr> <th>Freq</th> <th>Level</th> <th>Line Margin</th> <th>Level Factor</th> <th>Loss Factor</th> <th>Factor</th> <th></th> <th></th> <th></th> </tr> <tr> <th>MHz</th> <th>dBuV/m</th> <th>dBuV/m</th> <th>dB</th> <th>dBuV</th> <th>dB/m</th> <th>dB</th> <th>dB</th> <th>cm</th> <th>deg</th> </tr> </thead> <tbody> <tr> <td>1 13770.00</td> <td>47.13</td> <td>88.20</td> <td>-41.07</td> <td>55.13</td> <td>38.79</td> <td>17.88</td> <td>64.67</td> <td>0.00</td> <td>--</td> <td>PEAK</td> </tr> </tbody> </table>	Limit	Read	Ant	Cable	Preamp	Aux	APos	TPos	Remark	Freq	Level	Line Margin	Level Factor	Loss Factor	Factor				MHz	dBuV/m	dBuV/m	dB	dBuV	dB/m	dB	dB	cm	deg	1 13770.00	47.13	88.20	-41.07	55.13	38.79	17.88	64.67	0.00	--	PEAK
Limit	Read	Ant	Cable	Preamp	Aux	APos	TPos	Remark																																																																								
Freq	Level	Line Margin	Level Factor	Loss Factor	Factor																																																																											
MHz	dBuV/m	dBuV/m	dB	dBuV	dB/m	dB	dB	cm	deg																																																																							
1 13770.00	46.16	88.20	-42.04	54.16	38.79	17.88	64.67	0.00	--	PEAK																																																																						
Limit	Read	Ant	Cable	Preamp	Aux	APos	TPos	Remark																																																																								
Freq	Level	Line Margin	Level Factor	Loss Factor	Factor																																																																											
MHz	dBuV/m	dBuV/m	dB	dBuV	dB/m	dB	dB	cm	deg																																																																							
1 13770.00	47.13	88.20	-41.07	55.13	38.79	17.88	64.67	0.00	--	PEAK																																																																						



Mode	102																																																																											
	Harmonic																																																																											
	U-NII-7_6.525-7.125_802.11be EHT80_CH183_6865MHz																																																																											
ANT	CDD 1+2																																																																											
Pol.	Horizontal	Vertical																																																																										
Peak Avg	<table border="1"> <thead> <tr> <th>Limit</th> <th>Read</th> <th>Ant</th> <th>Cable</th> <th>Preamp</th> <th>Aux</th> <th>APos</th> <th>TPos</th> </tr> <tr> <th>Freq</th> <th>Level</th> <th>Line Margin</th> <th>Level Factor</th> <th>Loss Factor</th> <th>Factor</th> <th></th> <th>Remark</th> </tr> <tr> <th>MHz</th> <th>dBuV/m</th> <th>dBuV/m</th> <th>dB</th> <th>dBuV</th> <th>dB/m</th> <th>dB</th> <th>dB</th> <th>cm</th> <th>deg</th> </tr> </thead> <tbody> <tr> <td>1 13730.00</td> <td>47.04</td> <td>88.20</td> <td>-41.16</td> <td>55.05</td> <td>38.81</td> <td>17.85</td> <td>64.67</td> <td>0.00</td> <td>--</td> <td>PEAK</td> </tr> </tbody> </table>	Limit	Read	Ant	Cable	Preamp	Aux	APos	TPos	Freq	Level	Line Margin	Level Factor	Loss Factor	Factor		Remark	MHz	dBuV/m	dBuV/m	dB	dBuV	dB/m	dB	dB	cm	deg	1 13730.00	47.04	88.20	-41.16	55.05	38.81	17.85	64.67	0.00	--	PEAK	<table border="1"> <thead> <tr> <th>Limit</th> <th>Read</th> <th>Ant</th> <th>Cable</th> <th>Preamp</th> <th>Aux</th> <th>APos</th> <th>TPos</th> </tr> <tr> <th>Freq</th> <th>Level</th> <th>Line Margin</th> <th>Level Factor</th> <th>Loss Factor</th> <th>Factor</th> <th></th> <th>Remark</th> </tr> <tr> <th>MHz</th> <th>dBuV/m</th> <th>dBuV/m</th> <th>dB</th> <th>dBuV</th> <th>dB/m</th> <th>dB</th> <th>dB</th> <th>cm</th> <th>deg</th> </tr> </thead> <tbody> <tr> <td>1 13730.00</td> <td>48.42</td> <td>88.20</td> <td>-39.78</td> <td>56.43</td> <td>38.81</td> <td>17.85</td> <td>64.67</td> <td>0.00</td> <td>--</td> <td>PEAK</td> </tr> </tbody> </table>	Limit	Read	Ant	Cable	Preamp	Aux	APos	TPos	Freq	Level	Line Margin	Level Factor	Loss Factor	Factor		Remark	MHz	dBuV/m	dBuV/m	dB	dBuV	dB/m	dB	dB	cm	deg	1 13730.00	48.42	88.20	-39.78	56.43	38.81	17.85	64.67	0.00	--	PEAK
Limit	Read	Ant	Cable	Preamp	Aux	APos	TPos																																																																					
Freq	Level	Line Margin	Level Factor	Loss Factor	Factor		Remark																																																																					
MHz	dBuV/m	dBuV/m	dB	dBuV	dB/m	dB	dB	cm	deg																																																																			
1 13730.00	47.04	88.20	-41.16	55.05	38.81	17.85	64.67	0.00	--	PEAK																																																																		
Limit	Read	Ant	Cable	Preamp	Aux	APos	TPos																																																																					
Freq	Level	Line Margin	Level Factor	Loss Factor	Factor		Remark																																																																					
MHz	dBuV/m	dBuV/m	dB	dBuV	dB/m	dB	dB	cm	deg																																																																			
1 13730.00	48.42	88.20	-39.78	56.43	38.81	17.85	64.67	0.00	--	PEAK																																																																		



Mode	103																																																																															
	Harmonic																																																																															
	U-NII-7_6.525-7.125_802.11be EHT160_CH175_Full_6825MHz																																																																															
ANT	CDD 1+2																																																																															
Pol.	Horizontal	Vertical																																																																														
Peak Avg	<table border="1"> <thead> <tr> <th>Limit</th> <th>Read</th> <th>Ant</th> <th>Cable</th> <th>Preamp</th> <th>Aux</th> <th>APos</th> <th>TPos</th> <th>Remark</th> </tr> <tr> <th>Freq</th> <th>Level</th> <th>Line Margin</th> <th>Level Factor</th> <th>Loss Factor</th> <th>Factor</th> <th></th> <th></th> <th></th> </tr> <tr> <th>MHz</th> <th>dBuV/m</th> <th>dBuV/m</th> <th>dB</th> <th>dBuV</th> <th>dB/m</th> <th>dB</th> <th>dB</th> <th>cm</th> <th>deg</th> </tr> </thead> <tbody> <tr> <td>1 13650.00</td> <td>46.44</td> <td>88.20</td> <td>-41.76</td> <td>54.49</td> <td>38.84</td> <td>17.79</td> <td>64.68</td> <td>0.00</td> <td>--</td> <td>PEAK</td> </tr> </tbody> </table>	Limit	Read	Ant	Cable	Preamp	Aux	APos	TPos	Remark	Freq	Level	Line Margin	Level Factor	Loss Factor	Factor				MHz	dBuV/m	dBuV/m	dB	dBuV	dB/m	dB	dB	cm	deg	1 13650.00	46.44	88.20	-41.76	54.49	38.84	17.79	64.68	0.00	--	PEAK	<table border="1"> <thead> <tr> <th>Limit</th> <th>Read</th> <th>Ant</th> <th>Cable</th> <th>Preamp</th> <th>Aux</th> <th>APos</th> <th>TPos</th> <th>Remark</th> </tr> <tr> <th>Freq</th> <th>Level</th> <th>Line Margin</th> <th>Level Factor</th> <th>Loss Factor</th> <th>Factor</th> <th></th> <th></th> <th></th> </tr> <tr> <th>MHz</th> <th>dBuV/m</th> <th>dBuV/m</th> <th>dB</th> <th>dBuV</th> <th>dB/m</th> <th>dB</th> <th>dB</th> <th>cm</th> <th>deg</th> </tr> </thead> <tbody> <tr> <td>1 13650.00</td> <td>47.68</td> <td>88.20</td> <td>-40.52</td> <td>55.73</td> <td>38.84</td> <td>17.79</td> <td>64.68</td> <td>0.00</td> <td>--</td> <td>PEAK</td> </tr> </tbody> </table>	Limit	Read	Ant	Cable	Preamp	Aux	APos	TPos	Remark	Freq	Level	Line Margin	Level Factor	Loss Factor	Factor				MHz	dBuV/m	dBuV/m	dB	dBuV	dB/m	dB	dB	cm	deg	1 13650.00	47.68	88.20	-40.52	55.73	38.84	17.79	64.68	0.00	--	PEAK
Limit	Read	Ant	Cable	Preamp	Aux	APos	TPos	Remark																																																																								
Freq	Level	Line Margin	Level Factor	Loss Factor	Factor																																																																											
MHz	dBuV/m	dBuV/m	dB	dBuV	dB/m	dB	dB	cm	deg																																																																							
1 13650.00	46.44	88.20	-41.76	54.49	38.84	17.79	64.68	0.00	--	PEAK																																																																						
Limit	Read	Ant	Cable	Preamp	Aux	APos	TPos	Remark																																																																								
Freq	Level	Line Margin	Level Factor	Loss Factor	Factor																																																																											
MHz	dBuV/m	dBuV/m	dB	dBuV	dB/m	dB	dB	cm	deg																																																																							
1 13650.00	47.68	88.20	-40.52	55.73	38.84	17.79	64.68	0.00	--	PEAK																																																																						



Mode	104																																																																											
	Harmonic																																																																											
	U-NII-7_6.525-7.125_802.11be EHT320_CH159_Full_6745MHz																																																																											
ANT	CDD 1+2																																																																											
Pol.	Horizontal	Vertical																																																																										
Peak Avg	<table border="1"> <thead> <tr> <th>Limit</th> <th>Read</th> <th>Ant</th> <th>Cable</th> <th>Preamp</th> <th>Aux</th> <th>APos</th> <th>TPos</th> </tr> <tr> <th>Freq</th> <th>Level</th> <th>Line Margin</th> <th>Level Factor</th> <th>Loss Factor</th> <th>Factor</th> <th></th> <th>Remark</th> </tr> <tr> <th>MHz</th> <th>dBuV/m</th> <th>dBuV/m</th> <th>dB</th> <th>dBuV</th> <th>dB/m</th> <th>dB</th> <th>dB</th> <th>cm</th> <th>deg</th> </tr> </thead> <tbody> <tr> <td>1 13490.00</td> <td>46.00</td> <td>88.20</td> <td>-42.20</td> <td>54.12</td> <td>38.90</td> <td>17.68</td> <td>64.70</td> <td>0.00</td> <td>--</td> <td>PEAK</td> </tr> </tbody> </table>	Limit	Read	Ant	Cable	Preamp	Aux	APos	TPos	Freq	Level	Line Margin	Level Factor	Loss Factor	Factor		Remark	MHz	dBuV/m	dBuV/m	dB	dBuV	dB/m	dB	dB	cm	deg	1 13490.00	46.00	88.20	-42.20	54.12	38.90	17.68	64.70	0.00	--	PEAK	<table border="1"> <thead> <tr> <th>Limit</th> <th>Read</th> <th>Ant</th> <th>Cable</th> <th>Preamp</th> <th>Aux</th> <th>APos</th> <th>TPos</th> </tr> <tr> <th>Freq</th> <th>Level</th> <th>Line Margin</th> <th>Level Factor</th> <th>Loss Factor</th> <th>Factor</th> <th></th> <th>Remark</th> </tr> <tr> <th>MHz</th> <th>dBuV/m</th> <th>dBuV/m</th> <th>dB</th> <th>dBuV</th> <th>dB/m</th> <th>dB</th> <th>dB</th> <th>cm</th> <th>deg</th> </tr> </thead> <tbody> <tr> <td>1 13490.00</td> <td>46.69</td> <td>88.20</td> <td>-41.51</td> <td>54.81</td> <td>38.90</td> <td>17.68</td> <td>64.70</td> <td>0.00</td> <td>--</td> <td>PEAK</td> </tr> </tbody> </table>	Limit	Read	Ant	Cable	Preamp	Aux	APos	TPos	Freq	Level	Line Margin	Level Factor	Loss Factor	Factor		Remark	MHz	dBuV/m	dBuV/m	dB	dBuV	dB/m	dB	dB	cm	deg	1 13490.00	46.69	88.20	-41.51	54.81	38.90	17.68	64.70	0.00	--	PEAK
Limit	Read	Ant	Cable	Preamp	Aux	APos	TPos																																																																					
Freq	Level	Line Margin	Level Factor	Loss Factor	Factor		Remark																																																																					
MHz	dBuV/m	dBuV/m	dB	dBuV	dB/m	dB	dB	cm	deg																																																																			
1 13490.00	46.00	88.20	-42.20	54.12	38.90	17.68	64.70	0.00	--	PEAK																																																																		
Limit	Read	Ant	Cable	Preamp	Aux	APos	TPos																																																																					
Freq	Level	Line Margin	Level Factor	Loss Factor	Factor		Remark																																																																					
MHz	dBuV/m	dBuV/m	dB	dBuV	dB/m	dB	dB	cm	deg																																																																			
1 13490.00	46.69	88.20	-41.51	54.81	38.90	17.68	64.70	0.00	--	PEAK																																																																		



		105																																																																																		
Mode		Band Edge																																																																																		
		U-NII-8_6.525-7.125_802.11be EHT320_CH191_Full_6905MHz																																																																																		
ANT		CDD 1+2																																																																																		
Pol.	Horizontal	Fundamental																																																																																		
Peak	<table border="1"> <thead> <tr> <th>Limit</th> <th>Read</th> <th>Ant</th> <th>Cable</th> <th>Preamp</th> <th>Aux</th> <th>APos</th> <th>TPos</th> <th>Remark</th> </tr> <tr> <th>Freq</th> <th>Level</th> <th>Line Margin</th> <th>Level Factor</th> <th>Loss Factor</th> <th>Factor</th> <th></th> <th></th> <th></th> </tr> <tr> <th>MHz</th> <th>dBuV/m</th> <th>dBuV/m</th> <th>dB</th> <th>dBuV</th> <th>dB/m</th> <th>dB</th> <th>dB</th> <th>cm</th> <th>deg</th> </tr> </thead> <tbody> <tr> <td>1</td> <td>7409.56</td> <td>50.82</td> <td>74.00</td> <td>-23.18</td> <td>39.02</td> <td>35.71</td> <td>12.74</td> <td>36.65</td> <td>0.00</td> <td>101</td> <td>254</td> <td>PEAK</td> </tr> </tbody> </table>	Limit	Read	Ant	Cable	Preamp	Aux	APos	TPos	Remark	Freq	Level	Line Margin	Level Factor	Loss Factor	Factor				MHz	dBuV/m	dBuV/m	dB	dBuV	dB/m	dB	dB	cm	deg	1	7409.56	50.82	74.00	-23.18	39.02	35.71	12.74	36.65	0.00	101	254	PEAK	<table border="1"> <thead> <tr> <th>Limit</th> <th>Read</th> <th>Ant</th> <th>Cable</th> <th>Preamp</th> <th>Aux</th> <th>APos</th> <th>TPos</th> <th>Remark</th> </tr> <tr> <th>Freq</th> <th>Level</th> <th>Line Margin</th> <th>Level Factor</th> <th>Loss Factor</th> <th>Factor</th> <th></th> <th></th> <th></th> </tr> <tr> <th>MHz</th> <th>dBuV/m</th> <th>dBuV/m</th> <th>dB</th> <th>dBuV</th> <th>dB/m</th> <th>dB</th> <th>dB</th> <th>cm</th> <th>deg</th> </tr> </thead> <tbody> <tr> <td>1</td> <td>6905.00</td> <td>89.55</td> <td>-----</td> <td>-----</td> <td>78.51</td> <td>35.60</td> <td>12.35</td> <td>36.91</td> <td>0.00</td> <td>101</td> <td>254</td> <td>PEAK</td> </tr> </tbody> </table>	Limit	Read	Ant	Cable	Preamp	Aux	APos	TPos	Remark	Freq	Level	Line Margin	Level Factor	Loss Factor	Factor				MHz	dBuV/m	dBuV/m	dB	dBuV	dB/m	dB	dB	cm	deg	1	6905.00	89.55	-----	-----	78.51	35.60	12.35	36.91	0.00	101	254	PEAK
	Limit	Read	Ant	Cable	Preamp	Aux	APos	TPos	Remark																																																																											
Freq	Level	Line Margin	Level Factor	Loss Factor	Factor																																																																															
MHz	dBuV/m	dBuV/m	dB	dBuV	dB/m	dB	dB	cm	deg																																																																											
1	7409.56	50.82	74.00	-23.18	39.02	35.71	12.74	36.65	0.00	101	254	PEAK																																																																								
Limit	Read	Ant	Cable	Preamp	Aux	APos	TPos	Remark																																																																												
Freq	Level	Line Margin	Level Factor	Loss Factor	Factor																																																																															
MHz	dBuV/m	dBuV/m	dB	dBuV	dB/m	dB	dB	cm	deg																																																																											
1	6905.00	89.55	-----	-----	78.51	35.60	12.35	36.91	0.00	101	254	PEAK																																																																								
Avg	<table border="1"> <thead> <tr> <th>Limit</th> <th>Read</th> <th>Ant</th> <th>Cable</th> <th>Preamp</th> <th>Aux</th> <th>APos</th> <th>TPos</th> <th>Remark</th> </tr> <tr> <th>Freq</th> <th>Level</th> <th>Line Margin</th> <th>Level Factor</th> <th>Loss Factor</th> <th>Factor</th> <th></th> <th></th> <th></th> </tr> <tr> <th>MHz</th> <th>dBuV/m</th> <th>dBuV/m</th> <th>dB</th> <th>dBuV</th> <th>dB/m</th> <th>dB</th> <th>dB</th> <th>cm</th> <th>deg</th> </tr> </thead> <tbody> <tr> <td>1</td> <td>7271.32</td> <td>41.43</td> <td>54.00</td> <td>-12.57</td> <td>29.81</td> <td>35.70</td> <td>12.72</td> <td>36.80</td> <td>0.00</td> <td>101</td> <td>254</td> <td>AVERAGE</td> </tr> </tbody> </table>	Limit	Read	Ant	Cable	Preamp	Aux	APos	TPos	Remark	Freq	Level	Line Margin	Level Factor	Loss Factor	Factor				MHz	dBuV/m	dBuV/m	dB	dBuV	dB/m	dB	dB	cm	deg	1	7271.32	41.43	54.00	-12.57	29.81	35.70	12.72	36.80	0.00	101	254	AVERAGE	<table border="1"> <thead> <tr> <th>Limit</th> <th>Read</th> <th>Ant</th> <th>Cable</th> <th>Preamp</th> <th>Aux</th> <th>APos</th> <th>TPos</th> <th>Remark</th> </tr> <tr> <th>Freq</th> <th>Level</th> <th>Line Margin</th> <th>Level Factor</th> <th>Loss Factor</th> <th>Factor</th> <th></th> <th></th> <th></th> </tr> <tr> <th>MHz</th> <th>dBuV/m</th> <th>dBuV/m</th> <th>dB</th> <th>dBuV</th> <th>dB/m</th> <th>dB</th> <th>dB</th> <th>cm</th> <th>deg</th> </tr> </thead> <tbody> <tr> <td>1</td> <td>6905.00</td> <td>80.15</td> <td>-----</td> <td>-----</td> <td>69.12</td> <td>35.59</td> <td>12.34</td> <td>36.90</td> <td>0.00</td> <td>101</td> <td>254</td> <td>AVERAGE</td> </tr> </tbody> </table>	Limit	Read	Ant	Cable	Preamp	Aux	APos	TPos	Remark	Freq	Level	Line Margin	Level Factor	Loss Factor	Factor				MHz	dBuV/m	dBuV/m	dB	dBuV	dB/m	dB	dB	cm	deg	1	6905.00	80.15	-----	-----	69.12	35.59	12.34	36.90	0.00	101	254	AVERAGE
	Limit	Read	Ant	Cable	Preamp	Aux	APos	TPos	Remark																																																																											
Freq	Level	Line Margin	Level Factor	Loss Factor	Factor																																																																															
MHz	dBuV/m	dBuV/m	dB	dBuV	dB/m	dB	dB	cm	deg																																																																											
1	7271.32	41.43	54.00	-12.57	29.81	35.70	12.72	36.80	0.00	101	254	AVERAGE																																																																								
Limit	Read	Ant	Cable	Preamp	Aux	APos	TPos	Remark																																																																												
Freq	Level	Line Margin	Level Factor	Loss Factor	Factor																																																																															
MHz	dBuV/m	dBuV/m	dB	dBuV	dB/m	dB	dB	cm	deg																																																																											
1	6905.00	80.15	-----	-----	69.12	35.59	12.34	36.90	0.00	101	254	AVERAGE																																																																								



		105																																																																																		
Mode		Band Edge																																																																																		
		U-NII-8_6.525-7.125_802.11be EHT320_CH191_Full_6905MHz																																																																																		
ANT		CDD 1+2																																																																																		
Pol.	Vertical	Fundamental																																																																																		
Peak	<table border="1"> <thead> <tr> <th>Limit</th> <th>Read</th> <th>Ant</th> <th>Cable</th> <th>Preamp</th> <th>Aux</th> <th>APos</th> <th>TPos</th> <th>Remark</th> </tr> <tr> <th>Freq</th> <th>Level</th> <th>Line Margin</th> <th>Level Factor</th> <th>Loss Factor</th> <th>Factor</th> <th></th> <th></th> <th></th> </tr> <tr> <th>MHz</th> <th>dBuV/m</th> <th>dBuV/m</th> <th>dB</th> <th>dBuV</th> <th>dB/m</th> <th>dB</th> <th>dB</th> <th>cm</th> <th>deg</th> </tr> </thead> <tbody> <tr> <td>1</td> <td>7270.60</td> <td>52.46</td> <td>74.00</td> <td>-21.54</td> <td>40.84</td> <td>35.70</td> <td>12.72</td> <td>36.80</td> <td>0.00</td> <td>289</td> <td>269</td> <td>PEAK</td> </tr> </tbody> </table>	Limit	Read	Ant	Cable	Preamp	Aux	APos	TPos	Remark	Freq	Level	Line Margin	Level Factor	Loss Factor	Factor				MHz	dBuV/m	dBuV/m	dB	dBuV	dB/m	dB	dB	cm	deg	1	7270.60	52.46	74.00	-21.54	40.84	35.70	12.72	36.80	0.00	289	269	PEAK	<table border="1"> <thead> <tr> <th>Limit</th> <th>Read</th> <th>Ant</th> <th>Cable</th> <th>Preamp</th> <th>Aux</th> <th>APos</th> <th>TPos</th> <th>Remark</th> </tr> <tr> <th>Freq</th> <th>Level</th> <th>Line Margin</th> <th>Level Factor</th> <th>Loss Factor</th> <th>Factor</th> <th></th> <th></th> <th></th> </tr> <tr> <th>MHz</th> <th>dBuV/m</th> <th>dBuV/m</th> <th>dB</th> <th>dBuV</th> <th>dB/m</th> <th>dB</th> <th>dB</th> <th>cm</th> <th>deg</th> </tr> </thead> <tbody> <tr> <td>1</td> <td>6905.00</td> <td>95.41</td> <td>-----</td> <td>-----</td> <td>84.40</td> <td>35.60</td> <td>12.36</td> <td>36.95</td> <td>0.00</td> <td>289</td> <td>269</td> <td>PEAK</td> </tr> </tbody> </table>	Limit	Read	Ant	Cable	Preamp	Aux	APos	TPos	Remark	Freq	Level	Line Margin	Level Factor	Loss Factor	Factor				MHz	dBuV/m	dBuV/m	dB	dBuV	dB/m	dB	dB	cm	deg	1	6905.00	95.41	-----	-----	84.40	35.60	12.36	36.95	0.00	289	269	PEAK
	Limit	Read	Ant	Cable	Preamp	Aux	APos	TPos	Remark																																																																											
Freq	Level	Line Margin	Level Factor	Loss Factor	Factor																																																																															
MHz	dBuV/m	dBuV/m	dB	dBuV	dB/m	dB	dB	cm	deg																																																																											
1	7270.60	52.46	74.00	-21.54	40.84	35.70	12.72	36.80	0.00	289	269	PEAK																																																																								
Limit	Read	Ant	Cable	Preamp	Aux	APos	TPos	Remark																																																																												
Freq	Level	Line Margin	Level Factor	Loss Factor	Factor																																																																															
MHz	dBuV/m	dBuV/m	dB	dBuV	dB/m	dB	dB	cm	deg																																																																											
1	6905.00	95.41	-----	-----	84.40	35.60	12.36	36.95	0.00	289	269	PEAK																																																																								
Avg	<table border="1"> <thead> <tr> <th>Limit</th> <th>Read</th> <th>Ant</th> <th>Cable</th> <th>Preamp</th> <th>Aux</th> <th>APos</th> <th>TPos</th> <th>Remark</th> </tr> <tr> <th>Freq</th> <th>Level</th> <th>Line Margin</th> <th>Level Factor</th> <th>Loss Factor</th> <th>Factor</th> <th></th> <th></th> <th></th> </tr> <tr> <th>MHz</th> <th>dBuV/m</th> <th>dBuV/m</th> <th>dB</th> <th>dBuV</th> <th>dB/m</th> <th>dB</th> <th>dB</th> <th>cm</th> <th>deg</th> </tr> </thead> <tbody> <tr> <td>1</td> <td>7385.08</td> <td>43.16</td> <td>54.00</td> <td>-10.84</td> <td>31.45</td> <td>35.70</td> <td>12.73</td> <td>36.72</td> <td>0.00</td> <td>289</td> <td>269</td> <td>AVERAGE</td> </tr> </tbody> </table>	Limit	Read	Ant	Cable	Preamp	Aux	APos	TPos	Remark	Freq	Level	Line Margin	Level Factor	Loss Factor	Factor				MHz	dBuV/m	dBuV/m	dB	dBuV	dB/m	dB	dB	cm	deg	1	7385.08	43.16	54.00	-10.84	31.45	35.70	12.73	36.72	0.00	289	269	AVERAGE	<table border="1"> <thead> <tr> <th>Limit</th> <th>Read</th> <th>Ant</th> <th>Cable</th> <th>Preamp</th> <th>Aux</th> <th>APos</th> <th>TPos</th> <th>Remark</th> </tr> <tr> <th>Freq</th> <th>Level</th> <th>Line Margin</th> <th>Level Factor</th> <th>Loss Factor</th> <th>Factor</th> <th></th> <th></th> <th></th> </tr> <tr> <th>MHz</th> <th>dBuV/m</th> <th>dBuV/m</th> <th>dB</th> <th>dBuV</th> <th>dB/m</th> <th>dB</th> <th>dB</th> <th>cm</th> <th>deg</th> </tr> </thead> <tbody> <tr> <td>1</td> <td>6905.00</td> <td>86.12</td> <td>-----</td> <td>-----</td> <td>75.11</td> <td>35.60</td> <td>12.36</td> <td>36.95</td> <td>0.00</td> <td>289</td> <td>269</td> <td>AVERAGE</td> </tr> </tbody> </table>	Limit	Read	Ant	Cable	Preamp	Aux	APos	TPos	Remark	Freq	Level	Line Margin	Level Factor	Loss Factor	Factor				MHz	dBuV/m	dBuV/m	dB	dBuV	dB/m	dB	dB	cm	deg	1	6905.00	86.12	-----	-----	75.11	35.60	12.36	36.95	0.00	289	269	AVERAGE
Limit	Read	Ant	Cable	Preamp	Aux	APos	TPos	Remark																																																																												
Freq	Level	Line Margin	Level Factor	Loss Factor	Factor																																																																															
MHz	dBuV/m	dBuV/m	dB	dBuV	dB/m	dB	dB	cm	deg																																																																											
1	7385.08	43.16	54.00	-10.84	31.45	35.70	12.73	36.72	0.00	289	269	AVERAGE																																																																								
Limit	Read	Ant	Cable	Preamp	Aux	APos	TPos	Remark																																																																												
Freq	Level	Line Margin	Level Factor	Loss Factor	Factor																																																																															
MHz	dBuV/m	dBuV/m	dB	dBuV	dB/m	dB	dB	cm	deg																																																																											
1	6905.00	86.12	-----	-----	75.11	35.60	12.36	36.95	0.00	289	269	AVERAGE																																																																								



Mode	105																																																																															
	Harmonic																																																																															
	U-NII-8_6.525-7.125_802.11be EHT320_CH191_Full_6905MHz																																																																															
ANT	CDD 1+2																																																																															
Pol.	Horizontal	Vertical																																																																														
Peak Avg	<table border="1"> <thead> <tr> <th>Limit</th> <th>Read</th> <th>Ant</th> <th>Cable</th> <th>Preamp</th> <th>Aux</th> <th>APos</th> <th>TPos</th> <th>Remark</th> </tr> <tr> <th>Freq</th> <th>Level</th> <th>Line Margin</th> <th>Level Factor</th> <th>Loss Factor</th> <th>Factor</th> <th></th> <th></th> <th></th> </tr> <tr> <th>MHz</th> <th>dBuV/m</th> <th>dBuV/m</th> <th>dB</th> <th>dBuV</th> <th>dB/m</th> <th>dB</th> <th>dB</th> <th>cm</th> <th>deg</th> </tr> </thead> <tbody> <tr> <td>1 13810.00</td> <td>47.19</td> <td>88.20</td> <td>-41.01</td> <td>55.17</td> <td>38.78</td> <td>17.91</td> <td>64.67</td> <td>0.00</td> <td>--</td> <td>PEAK</td> </tr> </tbody> </table>	Limit	Read	Ant	Cable	Preamp	Aux	APos	TPos	Remark	Freq	Level	Line Margin	Level Factor	Loss Factor	Factor				MHz	dBuV/m	dBuV/m	dB	dBuV	dB/m	dB	dB	cm	deg	1 13810.00	47.19	88.20	-41.01	55.17	38.78	17.91	64.67	0.00	--	PEAK	<table border="1"> <thead> <tr> <th>Limit</th> <th>Read</th> <th>Ant</th> <th>Cable</th> <th>Preamp</th> <th>Aux</th> <th>APos</th> <th>TPos</th> <th>Remark</th> </tr> <tr> <th>Freq</th> <th>Level</th> <th>Line Margin</th> <th>Level Factor</th> <th>Loss Factor</th> <th>Factor</th> <th></th> <th></th> <th></th> </tr> <tr> <th>MHz</th> <th>dBuV/m</th> <th>dBuV/m</th> <th>dB</th> <th>dBuV</th> <th>dB/m</th> <th>dB</th> <th>dB</th> <th>cm</th> <th>deg</th> </tr> </thead> <tbody> <tr> <td>1 13810.00</td> <td>47.15</td> <td>88.20</td> <td>-41.05</td> <td>55.13</td> <td>38.78</td> <td>17.91</td> <td>64.67</td> <td>0.00</td> <td>--</td> <td>PEAK</td> </tr> </tbody> </table>	Limit	Read	Ant	Cable	Preamp	Aux	APos	TPos	Remark	Freq	Level	Line Margin	Level Factor	Loss Factor	Factor				MHz	dBuV/m	dBuV/m	dB	dBuV	dB/m	dB	dB	cm	deg	1 13810.00	47.15	88.20	-41.05	55.13	38.78	17.91	64.67	0.00	--	PEAK
Limit	Read	Ant	Cable	Preamp	Aux	APos	TPos	Remark																																																																								
Freq	Level	Line Margin	Level Factor	Loss Factor	Factor																																																																											
MHz	dBuV/m	dBuV/m	dB	dBuV	dB/m	dB	dB	cm	deg																																																																							
1 13810.00	47.19	88.20	-41.01	55.17	38.78	17.91	64.67	0.00	--	PEAK																																																																						
Limit	Read	Ant	Cable	Preamp	Aux	APos	TPos	Remark																																																																								
Freq	Level	Line Margin	Level Factor	Loss Factor	Factor																																																																											
MHz	dBuV/m	dBuV/m	dB	dBuV	dB/m	dB	dB	cm	deg																																																																							
1 13810.00	47.15	88.20	-41.05	55.13	38.78	17.91	64.67	0.00	--	PEAK																																																																						



Mode	106																																																																							
	Harmonic																																																																							
	U-NII-7_6.425-6.875_802.11be EHT40_CH115_6525MHz																																																																							
ANT	CDD 1+2																																																																							
Pol.	Horizontal	Vertical																																																																						
Peak Avg	<table border="1"> <thead> <tr> <th>Limit</th> <th>Read</th> <th>Ant</th> <th>Cable</th> <th>Preamp</th> <th>Aux</th> <th>APos</th> <th>TPos</th> </tr> <tr> <th>Freq</th> <th>Level</th> <th>Line Margin</th> <th>Level Factor</th> <th>Loss Factor</th> <th>Factor</th> <th></th> <th>Remark</th> </tr> <tr> <th>MHz</th> <th>dBuV/m</th> <th>dBuV/m</th> <th>dB</th> <th>dBuV</th> <th>dB/m</th> <th>dB</th> <th>dB</th> </tr> </thead> <tbody> <tr> <td>1 13050.00</td> <td>46.56</td> <td>88.20</td> <td>-41.64</td> <td>55.22</td> <td>39.08</td> <td>17.37</td> <td>65.11</td> <td>0.00</td> <td>--</td> <td>PEAK</td> </tr> </tbody> </table>	Limit	Read	Ant	Cable	Preamp	Aux	APos	TPos	Freq	Level	Line Margin	Level Factor	Loss Factor	Factor		Remark	MHz	dBuV/m	dBuV/m	dB	dBuV	dB/m	dB	dB	1 13050.00	46.56	88.20	-41.64	55.22	39.08	17.37	65.11	0.00	--	PEAK	<table border="1"> <thead> <tr> <th>Limit</th> <th>Read</th> <th>Ant</th> <th>Cable</th> <th>Preamp</th> <th>Aux</th> <th>APos</th> <th>TPos</th> </tr> <tr> <th>Freq</th> <th>Level</th> <th>Line Margin</th> <th>Level Factor</th> <th>Loss Factor</th> <th>Factor</th> <th></th> <th>Remark</th> </tr> <tr> <th>MHz</th> <th>dBuV/m</th> <th>dBuV/m</th> <th>dB</th> <th>dBuV</th> <th>dB/m</th> <th>dB</th> <th>dB</th> </tr> </thead> <tbody> <tr> <td>1 13050.00</td> <td>48.94</td> <td>88.20</td> <td>-39.26</td> <td>57.60</td> <td>39.08</td> <td>17.37</td> <td>65.11</td> <td>0.00</td> <td>--</td> <td>PEAK</td> </tr> </tbody> </table>	Limit	Read	Ant	Cable	Preamp	Aux	APos	TPos	Freq	Level	Line Margin	Level Factor	Loss Factor	Factor		Remark	MHz	dBuV/m	dBuV/m	dB	dBuV	dB/m	dB	dB	1 13050.00	48.94	88.20	-39.26	57.60	39.08	17.37	65.11	0.00	--	PEAK
Limit	Read	Ant	Cable	Preamp	Aux	APos	TPos																																																																	
Freq	Level	Line Margin	Level Factor	Loss Factor	Factor		Remark																																																																	
MHz	dBuV/m	dBuV/m	dB	dBuV	dB/m	dB	dB																																																																	
1 13050.00	46.56	88.20	-41.64	55.22	39.08	17.37	65.11	0.00	--	PEAK																																																														
Limit	Read	Ant	Cable	Preamp	Aux	APos	TPos																																																																	
Freq	Level	Line Margin	Level Factor	Loss Factor	Factor		Remark																																																																	
MHz	dBuV/m	dBuV/m	dB	dBuV	dB/m	dB	dB																																																																	
1 13050.00	48.94	88.20	-39.26	57.60	39.08	17.37	65.11	0.00	--	PEAK																																																														



Mode	107																																																																							
	Harmonic																																																																							
	U-NII-7_6.425-6.875_802.11be EHT80_CH119_Full_6545MHz																																																																							
ANT	CDD 1+2																																																																							
Pol.	Horizontal	Vertical																																																																						
Peak Avg	<table border="1"> <thead> <tr> <th>Limit</th> <th>Read</th> <th>Ant</th> <th>Cable</th> <th>Preamp</th> <th>Aux</th> <th>APos</th> <th>TPos</th> </tr> <tr> <th>Freq</th> <th>Level</th> <th>Line Margin</th> <th>Level Factor</th> <th>Loss Factor</th> <th>Factor</th> <th>Factor</th> <th>Remark</th> </tr> <tr> <th>MHz</th> <th>dBuV/m</th> <th>dBuV/m</th> <th>dB</th> <th>dBuV</th> <th>dB/m</th> <th>dB</th> <th>dB</th> </tr> </thead> <tbody> <tr> <td>1 13090.00</td> <td>47.84</td> <td>88.20</td> <td>-40.36</td> <td>56.45</td> <td>39.06</td> <td>17.40</td> <td>65.07</td> <td>0.00</td> <td>--</td> <td>PEAK</td> </tr> </tbody> </table>	Limit	Read	Ant	Cable	Preamp	Aux	APos	TPos	Freq	Level	Line Margin	Level Factor	Loss Factor	Factor	Factor	Remark	MHz	dBuV/m	dBuV/m	dB	dBuV	dB/m	dB	dB	1 13090.00	47.84	88.20	-40.36	56.45	39.06	17.40	65.07	0.00	--	PEAK	<table border="1"> <thead> <tr> <th>Limit</th> <th>Read</th> <th>Ant</th> <th>Cable</th> <th>Preamp</th> <th>Aux</th> <th>APos</th> <th>TPos</th> </tr> <tr> <th>Freq</th> <th>Level</th> <th>Line Margin</th> <th>Level Factor</th> <th>Loss Factor</th> <th>Factor</th> <th>Factor</th> <th>Remark</th> </tr> <tr> <th>MHz</th> <th>dBuV/m</th> <th>dBuV/m</th> <th>dB</th> <th>dBuV</th> <th>dB/m</th> <th>dB</th> <th>dB</th> </tr> </thead> <tbody> <tr> <td>1 13090.00</td> <td>47.40</td> <td>88.20</td> <td>-40.80</td> <td>56.01</td> <td>39.06</td> <td>17.40</td> <td>65.07</td> <td>0.00</td> <td>--</td> <td>PEAK</td> </tr> </tbody> </table>	Limit	Read	Ant	Cable	Preamp	Aux	APos	TPos	Freq	Level	Line Margin	Level Factor	Loss Factor	Factor	Factor	Remark	MHz	dBuV/m	dBuV/m	dB	dBuV	dB/m	dB	dB	1 13090.00	47.40	88.20	-40.80	56.01	39.06	17.40	65.07	0.00	--	PEAK
Limit	Read	Ant	Cable	Preamp	Aux	APos	TPos																																																																	
Freq	Level	Line Margin	Level Factor	Loss Factor	Factor	Factor	Remark																																																																	
MHz	dBuV/m	dBuV/m	dB	dBuV	dB/m	dB	dB																																																																	
1 13090.00	47.84	88.20	-40.36	56.45	39.06	17.40	65.07	0.00	--	PEAK																																																														
Limit	Read	Ant	Cable	Preamp	Aux	APos	TPos																																																																	
Freq	Level	Line Margin	Level Factor	Loss Factor	Factor	Factor	Remark																																																																	
MHz	dBuV/m	dBuV/m	dB	dBuV	dB/m	dB	dB																																																																	
1 13090.00	47.40	88.20	-40.80	56.01	39.06	17.40	65.07	0.00	--	PEAK																																																														



Mode	108																																																																															
	Harmonic																																																																															
	U-NII-7_6.425-6.875_802.11be EHT160_CH111_Full_6505MHz																																																																															
ANT	CDD 1+2																																																																															
Pol.	Horizontal	Vertical																																																																														
Peak Avg	<table border="1"> <thead> <tr> <th>Limit</th> <th>Read</th> <th>Ant</th> <th>Cable</th> <th>Preamp</th> <th>Aux</th> <th>APos</th> <th>TPos</th> <th>Remark</th> </tr> <tr> <th>Freq</th> <th>Level</th> <th>Line Margin</th> <th>Level</th> <th>Factor</th> <th>Loss Factor</th> <th>Factor</th> <th></th> <th></th> </tr> <tr> <th>MHz</th> <th>dBuV/m</th> <th>dBuV/m</th> <th>dB</th> <th>dBuV</th> <th>dB/m</th> <th>dB</th> <th>dB</th> <th>cm</th> <th>deg</th> </tr> </thead> <tbody> <tr> <td>1 13010.00</td> <td>46.81</td> <td>88.20</td> <td>-41.39</td> <td>55.52</td> <td>39.10</td> <td>17.34</td> <td>65.15</td> <td>0.00</td> <td>--</td> <td>PEAK</td> </tr> </tbody> </table>	Limit	Read	Ant	Cable	Preamp	Aux	APos	TPos	Remark	Freq	Level	Line Margin	Level	Factor	Loss Factor	Factor			MHz	dBuV/m	dBuV/m	dB	dBuV	dB/m	dB	dB	cm	deg	1 13010.00	46.81	88.20	-41.39	55.52	39.10	17.34	65.15	0.00	--	PEAK	<table border="1"> <thead> <tr> <th>Limit</th> <th>Read</th> <th>Ant</th> <th>Cable</th> <th>Preamp</th> <th>Aux</th> <th>APos</th> <th>TPos</th> <th>Remark</th> </tr> <tr> <th>Freq</th> <th>Level</th> <th>Line Margin</th> <th>Level</th> <th>Factor</th> <th>Loss Factor</th> <th>Factor</th> <th></th> <th></th> </tr> <tr> <th>MHz</th> <th>dBuV/m</th> <th>dBuV/m</th> <th>dB</th> <th>dBuV</th> <th>dB/m</th> <th>dB</th> <th>dB</th> <th>cm</th> <th>deg</th> </tr> </thead> <tbody> <tr> <td>1 13010.00</td> <td>47.78</td> <td>88.20</td> <td>-40.42</td> <td>56.49</td> <td>39.10</td> <td>17.34</td> <td>65.15</td> <td>0.00</td> <td>--</td> <td>PEAK</td> </tr> </tbody> </table>	Limit	Read	Ant	Cable	Preamp	Aux	APos	TPos	Remark	Freq	Level	Line Margin	Level	Factor	Loss Factor	Factor			MHz	dBuV/m	dBuV/m	dB	dBuV	dB/m	dB	dB	cm	deg	1 13010.00	47.78	88.20	-40.42	56.49	39.10	17.34	65.15	0.00	--	PEAK
Limit	Read	Ant	Cable	Preamp	Aux	APos	TPos	Remark																																																																								
Freq	Level	Line Margin	Level	Factor	Loss Factor	Factor																																																																										
MHz	dBuV/m	dBuV/m	dB	dBuV	dB/m	dB	dB	cm	deg																																																																							
1 13010.00	46.81	88.20	-41.39	55.52	39.10	17.34	65.15	0.00	--	PEAK																																																																						
Limit	Read	Ant	Cable	Preamp	Aux	APos	TPos	Remark																																																																								
Freq	Level	Line Margin	Level	Factor	Loss Factor	Factor																																																																										
MHz	dBuV/m	dBuV/m	dB	dBuV	dB/m	dB	dB	cm	deg																																																																							
1 13010.00	47.78	88.20	-40.42	56.49	39.10	17.34	65.15	0.00	--	PEAK																																																																						

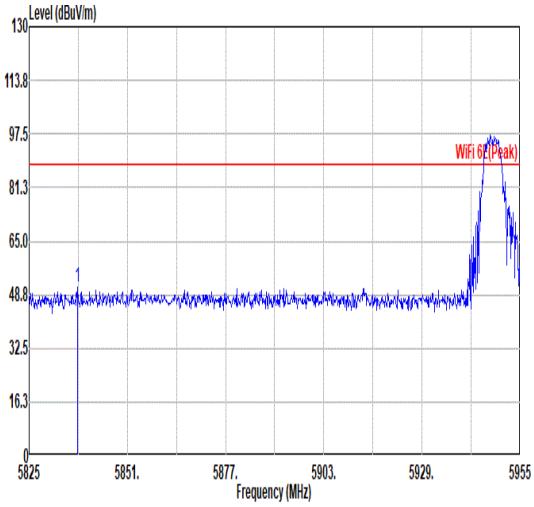
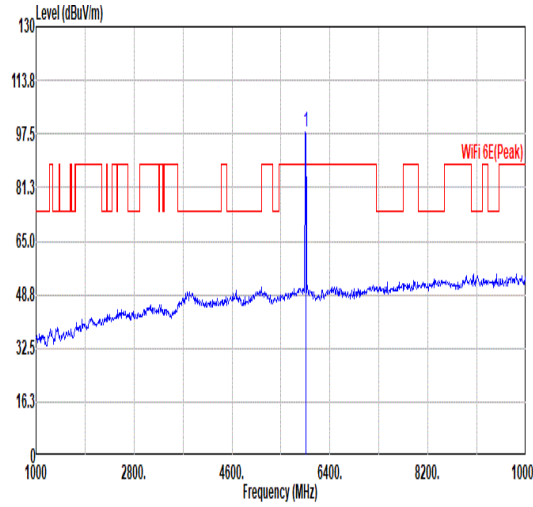
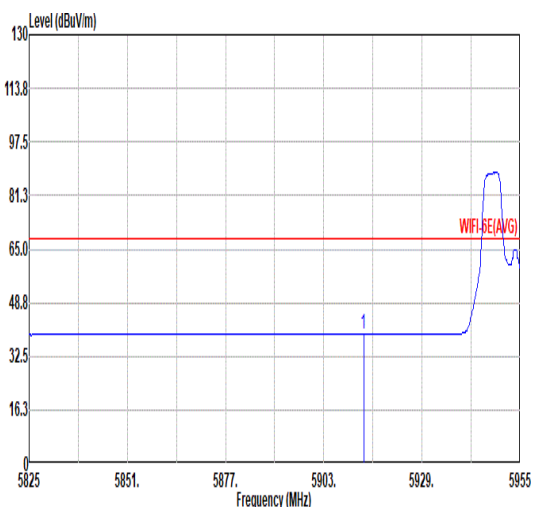
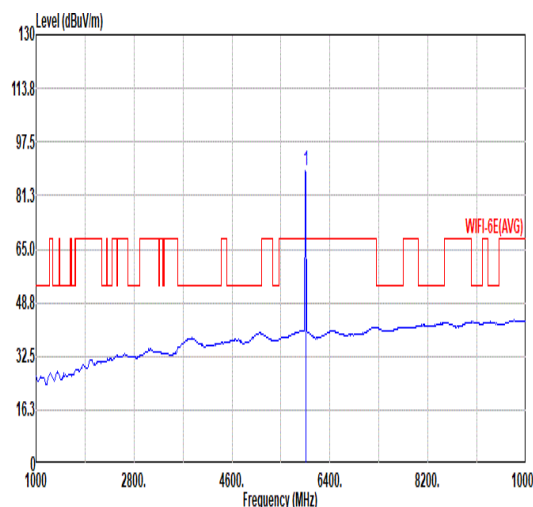


Mode	109																																																																							
	Harmonic																																																																							
	U-NII-6_5.925-6.425_802.11be EHT320_CH95_Full_6425MHz																																																																							
ANT	CDD 1+2																																																																							
Pol.	Horizontal	Vertical																																																																						
Peak Avg	<table border="1"> <thead> <tr> <th>Limit</th> <th>Read</th> <th>Ant</th> <th>Cable</th> <th>Preamp</th> <th>Aux</th> <th>APos</th> <th>TPos</th> </tr> <tr> <th>Freq</th> <th>Level</th> <th>Line Margin</th> <th>Level Factor</th> <th>Loss Factor</th> <th>Factor</th> <th></th> <th>Remark</th> </tr> <tr> <th>MHz</th> <th>dBuV/m</th> <th>dBuV/m</th> <th>dB</th> <th>dBuV</th> <th>dB/m</th> <th>dB</th> <th>dB</th> </tr> </thead> <tbody> <tr> <td>1 12850.00</td> <td>46.59</td> <td>88.20</td> <td>-41.61</td> <td>55.61</td> <td>39.04</td> <td>17.24</td> <td>65.30</td> <td>0.00</td> <td>--</td> <td>PEAK</td> </tr> </tbody> </table>	Limit	Read	Ant	Cable	Preamp	Aux	APos	TPos	Freq	Level	Line Margin	Level Factor	Loss Factor	Factor		Remark	MHz	dBuV/m	dBuV/m	dB	dBuV	dB/m	dB	dB	1 12850.00	46.59	88.20	-41.61	55.61	39.04	17.24	65.30	0.00	--	PEAK	<table border="1"> <thead> <tr> <th>Limit</th> <th>Read</th> <th>Ant</th> <th>Cable</th> <th>Preamp</th> <th>Aux</th> <th>APos</th> <th>TPos</th> </tr> <tr> <th>Freq</th> <th>Level</th> <th>Line Margin</th> <th>Level Factor</th> <th>Loss Factor</th> <th>Factor</th> <th></th> <th>Remark</th> </tr> <tr> <th>MHz</th> <th>dBuV/m</th> <th>dBuV/m</th> <th>dB</th> <th>dBuV</th> <th>dB/m</th> <th>dB</th> <th>dB</th> </tr> </thead> <tbody> <tr> <td>1 12850.00</td> <td>46.63</td> <td>88.20</td> <td>-41.57</td> <td>55.65</td> <td>39.04</td> <td>17.24</td> <td>65.30</td> <td>0.00</td> <td>--</td> <td>PEAK</td> </tr> </tbody> </table>	Limit	Read	Ant	Cable	Preamp	Aux	APos	TPos	Freq	Level	Line Margin	Level Factor	Loss Factor	Factor		Remark	MHz	dBuV/m	dBuV/m	dB	dBuV	dB/m	dB	dB	1 12850.00	46.63	88.20	-41.57	55.65	39.04	17.24	65.30	0.00	--	PEAK
Limit	Read	Ant	Cable	Preamp	Aux	APos	TPos																																																																	
Freq	Level	Line Margin	Level Factor	Loss Factor	Factor		Remark																																																																	
MHz	dBuV/m	dBuV/m	dB	dBuV	dB/m	dB	dB																																																																	
1 12850.00	46.59	88.20	-41.61	55.61	39.04	17.24	65.30	0.00	--	PEAK																																																														
Limit	Read	Ant	Cable	Preamp	Aux	APos	TPos																																																																	
Freq	Level	Line Margin	Level Factor	Loss Factor	Factor		Remark																																																																	
MHz	dBuV/m	dBuV/m	dB	dBuV	dB/m	dB	dB																																																																	
1 12850.00	46.63	88.20	-41.57	55.65	39.04	17.24	65.30	0.00	--	PEAK																																																														

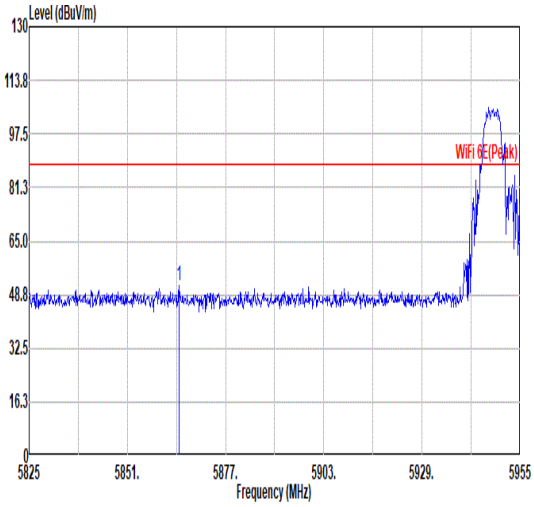
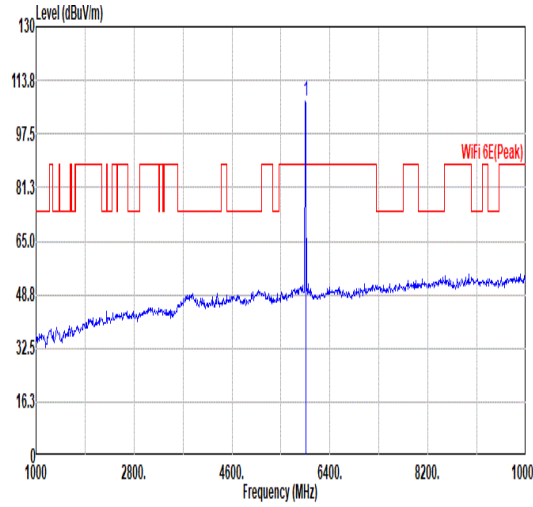
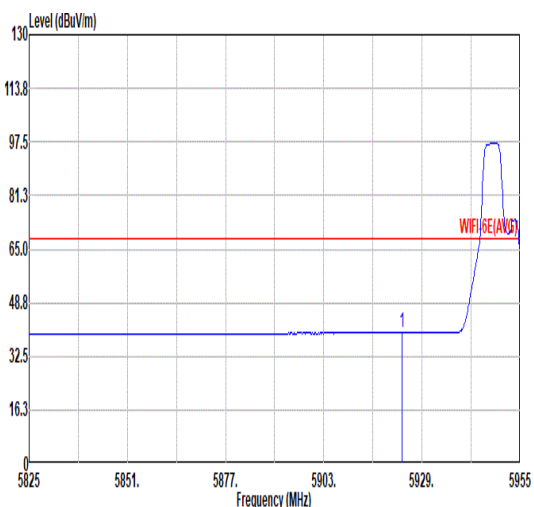
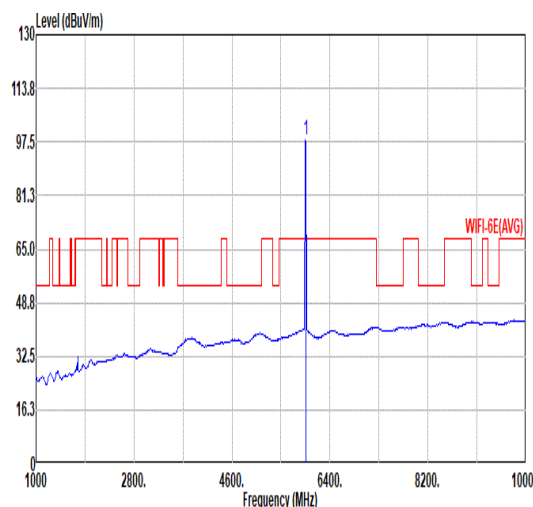


Mode	110																																																																							
	Harmonic																																																																							
	U-NII-6_6.425-6.875_802.11be EHT320_CH127_Full_6585MHz																																																																							
ANT	CDD 1+2																																																																							
Pol.	Horizontal	Vertical																																																																						
Peak Avg	<table border="1"> <thead> <tr> <th>Limit</th> <th>Read</th> <th>Ant</th> <th>Cable</th> <th>Preamp</th> <th>Aux</th> <th>APos</th> <th>TPos</th> </tr> <tr> <th>Freq</th> <th>Level</th> <th>Line Margin</th> <th>Level Factor</th> <th>Loss Factor</th> <th>Factor</th> <th></th> <th>Remark</th> </tr> <tr> <th>MHz</th> <th>dBuV/m</th> <th>dBuV/m</th> <th>dB</th> <th>dBuV</th> <th>dB/m</th> <th>dB</th> <th>dB</th> </tr> </thead> <tbody> <tr> <td>1 13170.00</td> <td>47.09</td> <td>88.20</td> <td>-41.11</td> <td>55.61</td> <td>39.03</td> <td>17.45</td> <td>65.00</td> <td>0.00</td> <td>--</td> <td>PEAK</td> </tr> </tbody> </table>	Limit	Read	Ant	Cable	Preamp	Aux	APos	TPos	Freq	Level	Line Margin	Level Factor	Loss Factor	Factor		Remark	MHz	dBuV/m	dBuV/m	dB	dBuV	dB/m	dB	dB	1 13170.00	47.09	88.20	-41.11	55.61	39.03	17.45	65.00	0.00	--	PEAK	<table border="1"> <thead> <tr> <th>Limit</th> <th>Read</th> <th>Ant</th> <th>Cable</th> <th>Preamp</th> <th>Aux</th> <th>APos</th> <th>TPos</th> </tr> <tr> <th>Freq</th> <th>Level</th> <th>Line Margin</th> <th>Level Factor</th> <th>Loss Factor</th> <th>Factor</th> <th></th> <th>Remark</th> </tr> <tr> <th>MHz</th> <th>dBuV/m</th> <th>dBuV/m</th> <th>dB</th> <th>dBuV</th> <th>dB/m</th> <th>dB</th> <th>dB</th> </tr> </thead> <tbody> <tr> <td>1 13170.00</td> <td>47.09</td> <td>88.20</td> <td>-41.11</td> <td>55.61</td> <td>39.03</td> <td>17.45</td> <td>65.00</td> <td>0.00</td> <td>--</td> <td>PEAK</td> </tr> </tbody> </table>	Limit	Read	Ant	Cable	Preamp	Aux	APos	TPos	Freq	Level	Line Margin	Level Factor	Loss Factor	Factor		Remark	MHz	dBuV/m	dBuV/m	dB	dBuV	dB/m	dB	dB	1 13170.00	47.09	88.20	-41.11	55.61	39.03	17.45	65.00	0.00	--	PEAK
Limit	Read	Ant	Cable	Preamp	Aux	APos	TPos																																																																	
Freq	Level	Line Margin	Level Factor	Loss Factor	Factor		Remark																																																																	
MHz	dBuV/m	dBuV/m	dB	dBuV	dB/m	dB	dB																																																																	
1 13170.00	47.09	88.20	-41.11	55.61	39.03	17.45	65.00	0.00	--	PEAK																																																														
Limit	Read	Ant	Cable	Preamp	Aux	APos	TPos																																																																	
Freq	Level	Line Margin	Level Factor	Loss Factor	Factor		Remark																																																																	
MHz	dBuV/m	dBuV/m	dB	dBuV	dB/m	dB	dB																																																																	
1 13170.00	47.09	88.20	-41.11	55.61	39.03	17.45	65.00	0.00	--	PEAK																																																														

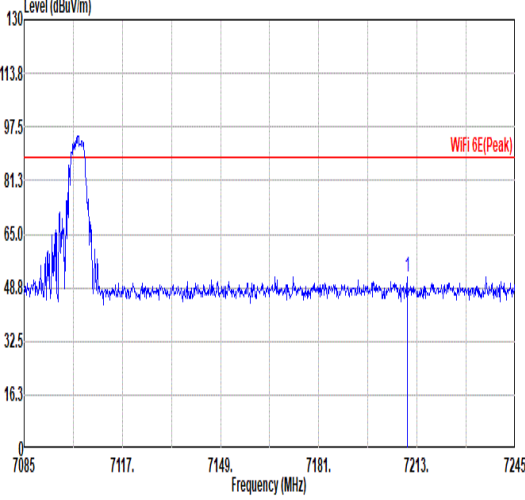
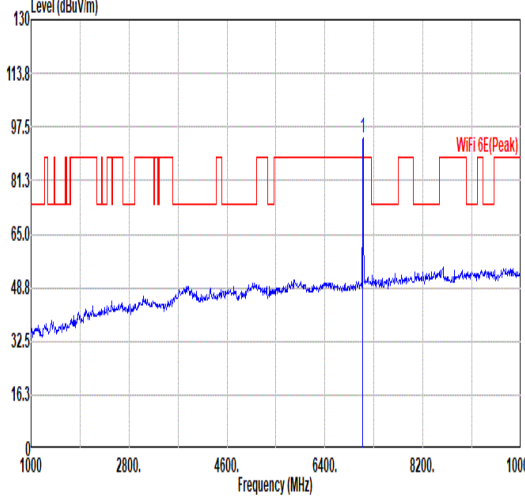
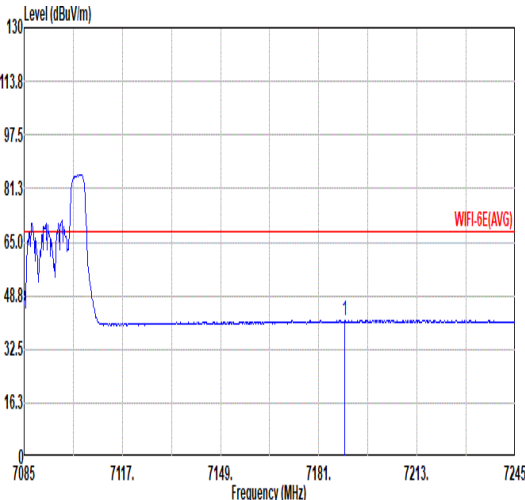
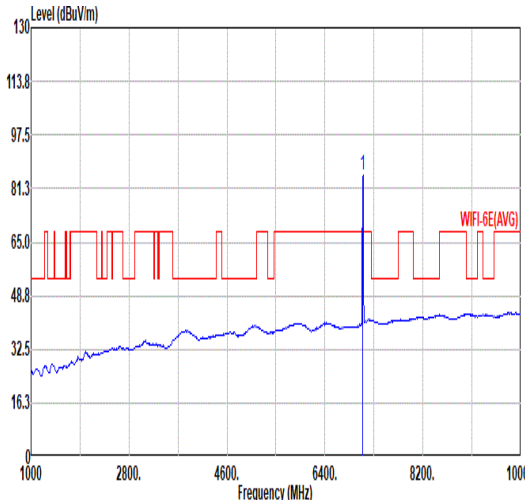


		111																																																																																		
Mode	Band Edge																																																																																			
	U-NII-5_5.925-6.425_802.11be EHT20_CH1_Single RU RU52/37_5955MHz																																																																																			
ANT	CDD 1+2																																																																																			
Pol.	Horizontal	Fundamental																																																																																		
Peak	 <p>Level (dBuV/m)</p> <p>Frequency (MHz)</p> <p>WIFI 6E (Peak)</p> <table border="1"> <thead> <tr> <th>Limit</th> <th>Read</th> <th>Ant</th> <th>Cable</th> <th>Preamp</th> <th>Aux</th> <th>APos</th> <th>TPos</th> <th>Remark</th> </tr> <tr> <th>Freq</th> <th>Level</th> <th>Line Margin</th> <th>Level Factor</th> <th>Loss Factor</th> <th>Factor</th> <th></th> <th></th> <th></th> </tr> <tr> <th>MHz</th> <th>dBuV/m</th> <th>dBuV/m</th> <th>dB</th> <th>dBuV</th> <th>dB/m</th> <th>dB</th> <th>dB</th> <th>cm</th> <th>deg</th> </tr> </thead> <tbody> <tr> <td>1</td> <td>5837.87</td> <td>50.82</td> <td>88.20</td> <td>-37.38</td> <td>40.67</td> <td>34.98</td> <td>11.32</td> <td>36.15</td> <td>0.00</td> <td>300</td> <td>218</td> <td>PEAK</td> </tr> </tbody> </table>	Limit	Read	Ant	Cable	Preamp	Aux	APos	TPos	Remark	Freq	Level	Line Margin	Level Factor	Loss Factor	Factor				MHz	dBuV/m	dBuV/m	dB	dBuV	dB/m	dB	dB	cm	deg	1	5837.87	50.82	88.20	-37.38	40.67	34.98	11.32	36.15	0.00	300	218	PEAK	 <p>Level (dBuV/m)</p> <p>Frequency (MHz)</p> <p>WIFI 6E (Peak)</p> <table border="1"> <thead> <tr> <th>Limit</th> <th>Read</th> <th>Ant</th> <th>Cable</th> <th>Preamp</th> <th>Aux</th> <th>APos</th> <th>TPos</th> <th>Remark</th> </tr> <tr> <th>Freq</th> <th>Level</th> <th>Line Margin</th> <th>Level Factor</th> <th>Loss Factor</th> <th>Factor</th> <th></th> <th></th> <th></th> </tr> <tr> <th>MHz</th> <th>dBuV/m</th> <th>dBuV/m</th> <th>dB</th> <th>dBuV</th> <th>dB/m</th> <th>dB</th> <th>dB</th> <th>cm</th> <th>deg</th> </tr> </thead> <tbody> <tr> <td>1</td> <td>5955.00</td> <td>90.28</td> <td>-----</td> <td>-----</td> <td>88.34</td> <td>35.15</td> <td>11.43</td> <td>36.64</td> <td>0.00</td> <td>300</td> <td>218</td> <td>PEAK</td> </tr> </tbody> </table>	Limit	Read	Ant	Cable	Preamp	Aux	APos	TPos	Remark	Freq	Level	Line Margin	Level Factor	Loss Factor	Factor				MHz	dBuV/m	dBuV/m	dB	dBuV	dB/m	dB	dB	cm	deg	1	5955.00	90.28	-----	-----	88.34	35.15	11.43	36.64	0.00	300	218	PEAK
	Limit	Read	Ant	Cable	Preamp	Aux	APos	TPos	Remark																																																																											
Freq	Level	Line Margin	Level Factor	Loss Factor	Factor																																																																															
MHz	dBuV/m	dBuV/m	dB	dBuV	dB/m	dB	dB	cm	deg																																																																											
1	5837.87	50.82	88.20	-37.38	40.67	34.98	11.32	36.15	0.00	300	218	PEAK																																																																								
Limit	Read	Ant	Cable	Preamp	Aux	APos	TPos	Remark																																																																												
Freq	Level	Line Margin	Level Factor	Loss Factor	Factor																																																																															
MHz	dBuV/m	dBuV/m	dB	dBuV	dB/m	dB	dB	cm	deg																																																																											
1	5955.00	90.28	-----	-----	88.34	35.15	11.43	36.64	0.00	300	218	PEAK																																																																								
Avg	 <p>Level (dBuV/m)</p> <p>Frequency (MHz)</p> <p>WIFI 6E (AVG)</p> <table border="1"> <thead> <tr> <th>Limit</th> <th>Read</th> <th>Ant</th> <th>Cable</th> <th>Preamp</th> <th>Aux</th> <th>APos</th> <th>TPos</th> <th>Remark</th> </tr> <tr> <th>Freq</th> <th>Level</th> <th>Line Margin</th> <th>Level Factor</th> <th>Loss Factor</th> <th>Factor</th> <th></th> <th></th> <th></th> </tr> <tr> <th>MHz</th> <th>dBuV/m</th> <th>dBuV/m</th> <th>dB</th> <th>dBuV</th> <th>dB/m</th> <th>dB</th> <th>dB</th> <th>cm</th> <th>deg</th> </tr> </thead> <tbody> <tr> <td>1</td> <td>5913.53</td> <td>39.35</td> <td>68.20</td> <td>-28.85</td> <td>29.43</td> <td>35.11</td> <td>11.39</td> <td>36.58</td> <td>0.00</td> <td>300</td> <td>218</td> <td>AVERAGE</td> </tr> </tbody> </table>	Limit	Read	Ant	Cable	Preamp	Aux	APos	TPos	Remark	Freq	Level	Line Margin	Level Factor	Loss Factor	Factor				MHz	dBuV/m	dBuV/m	dB	dBuV	dB/m	dB	dB	cm	deg	1	5913.53	39.35	68.20	-28.85	29.43	35.11	11.39	36.58	0.00	300	218	AVERAGE	 <p>Level (dBuV/m)</p> <p>Frequency (MHz)</p> <p>WIFI 6E (AVG)</p> <table border="1"> <thead> <tr> <th>Limit</th> <th>Read</th> <th>Ant</th> <th>Cable</th> <th>Preamp</th> <th>Aux</th> <th>APos</th> <th>TPos</th> <th>Remark</th> </tr> <tr> <th>Freq</th> <th>Level</th> <th>Line Margin</th> <th>Level Factor</th> <th>Loss Factor</th> <th>Factor</th> <th></th> <th></th> <th></th> </tr> <tr> <th>MHz</th> <th>dBuV/m</th> <th>dBuV/m</th> <th>dB</th> <th>dBuV</th> <th>dB/m</th> <th>dB</th> <th>dB</th> <th>cm</th> <th>deg</th> </tr> </thead> <tbody> <tr> <td>1</td> <td>5955.00</td> <td>89.03</td> <td>-----</td> <td>-----</td> <td>79.09</td> <td>35.15</td> <td>11.43</td> <td>36.64</td> <td>0.00</td> <td>300</td> <td>218</td> <td>AVERAGE</td> </tr> </tbody> </table>	Limit	Read	Ant	Cable	Preamp	Aux	APos	TPos	Remark	Freq	Level	Line Margin	Level Factor	Loss Factor	Factor				MHz	dBuV/m	dBuV/m	dB	dBuV	dB/m	dB	dB	cm	deg	1	5955.00	89.03	-----	-----	79.09	35.15	11.43	36.64	0.00	300	218	AVERAGE
Limit	Read	Ant	Cable	Preamp	Aux	APos	TPos	Remark																																																																												
Freq	Level	Line Margin	Level Factor	Loss Factor	Factor																																																																															
MHz	dBuV/m	dBuV/m	dB	dBuV	dB/m	dB	dB	cm	deg																																																																											
1	5913.53	39.35	68.20	-28.85	29.43	35.11	11.39	36.58	0.00	300	218	AVERAGE																																																																								
Limit	Read	Ant	Cable	Preamp	Aux	APos	TPos	Remark																																																																												
Freq	Level	Line Margin	Level Factor	Loss Factor	Factor																																																																															
MHz	dBuV/m	dBuV/m	dB	dBuV	dB/m	dB	dB	cm	deg																																																																											
1	5955.00	89.03	-----	-----	79.09	35.15	11.43	36.64	0.00	300	218	AVERAGE																																																																								



Mode	111																																																																															
	Band Edge																																																																															
	U-NII-5_5.925-6.425_802.11be EHT20_CH1_Single RU RU52/37_5955MHz																																																																															
ANT	CDD 1+2																																																																															
Pol.	Vertical	Fundamental																																																																														
Peak	 <p>Level (dBuV/m) vs Frequency (MHz) for Vertical Peak. Peak at 5955 MHz.</p> <table border="1"> <thead> <tr> <th>Limit</th> <th>Read</th> <th>Ant</th> <th>Cable</th> <th>Preamp</th> <th>Aux</th> <th>APos</th> <th>TPos</th> <th>Remark</th> </tr> <tr> <th>Freq</th> <th>Level</th> <th>Line Margin</th> <th>Level Factor</th> <th>Loss Factor</th> <th>Factor</th> <th></th> <th></th> <th></th> </tr> <tr> <th>MHz</th> <th>dBuV/m</th> <th>dBuV/m</th> <th>dB</th> <th>dBuV</th> <th>dB/m</th> <th>dB</th> <th>dB</th> <th>cm</th> <th>deg</th> </tr> </thead> <tbody> <tr> <td>1 5864.78</td> <td>51.47</td> <td>88.20</td> <td>-36.73</td> <td>41.37</td> <td>35.03</td> <td>11.34</td> <td>36.27</td> <td>0.00</td> <td>222</td> <td>0 PEAK</td> </tr> </tbody> </table>	Limit	Read	Ant	Cable	Preamp	Aux	APos	TPos	Remark	Freq	Level	Line Margin	Level Factor	Loss Factor	Factor				MHz	dBuV/m	dBuV/m	dB	dBuV	dB/m	dB	dB	cm	deg	1 5864.78	51.47	88.20	-36.73	41.37	35.03	11.34	36.27	0.00	222	0 PEAK	 <p>Level (dBuV/m) vs Frequency (MHz) for Fundamental Peak. Peak at 5955 MHz.</p> <table border="1"> <thead> <tr> <th>Limit</th> <th>Read</th> <th>Ant</th> <th>Cable</th> <th>Preamp</th> <th>Aux</th> <th>APos</th> <th>TPos</th> <th>Remark</th> </tr> <tr> <th>Freq</th> <th>Level</th> <th>Line Margin</th> <th>Level Factor</th> <th>Loss Factor</th> <th>Factor</th> <th></th> <th></th> <th></th> </tr> <tr> <th>MHz</th> <th>dBuV/m</th> <th>dBuV/m</th> <th>dB</th> <th>dBuV</th> <th>dB/m</th> <th>dB</th> <th>dB</th> <th>cm</th> <th>deg</th> </tr> </thead> <tbody> <tr> <td>1 5955.00</td> <td>107.49</td> <td>-----</td> <td>-----</td> <td>97.55</td> <td>35.15</td> <td>11.43</td> <td>36.64</td> <td>0.00</td> <td>222</td> <td>0 PEAK</td> </tr> </tbody> </table>	Limit	Read	Ant	Cable	Preamp	Aux	APos	TPos	Remark	Freq	Level	Line Margin	Level Factor	Loss Factor	Factor				MHz	dBuV/m	dBuV/m	dB	dBuV	dB/m	dB	dB	cm	deg	1 5955.00	107.49	-----	-----	97.55	35.15	11.43	36.64	0.00	222	0 PEAK
	Limit	Read	Ant	Cable	Preamp	Aux	APos	TPos	Remark																																																																							
Freq	Level	Line Margin	Level Factor	Loss Factor	Factor																																																																											
MHz	dBuV/m	dBuV/m	dB	dBuV	dB/m	dB	dB	cm	deg																																																																							
1 5864.78	51.47	88.20	-36.73	41.37	35.03	11.34	36.27	0.00	222	0 PEAK																																																																						
Limit	Read	Ant	Cable	Preamp	Aux	APos	TPos	Remark																																																																								
Freq	Level	Line Margin	Level Factor	Loss Factor	Factor																																																																											
MHz	dBuV/m	dBuV/m	dB	dBuV	dB/m	dB	dB	cm	deg																																																																							
1 5955.00	107.49	-----	-----	97.55	35.15	11.43	36.64	0.00	222	0 PEAK																																																																						
Avg	 <p>Level (dBuV/m) vs Frequency (MHz) for Vertical Average. Peak at 5955 MHz.</p> <table border="1"> <thead> <tr> <th>Limit</th> <th>Read</th> <th>Ant</th> <th>Cable</th> <th>Preamp</th> <th>Aux</th> <th>APos</th> <th>TPos</th> <th>Remark</th> </tr> <tr> <th>Freq</th> <th>Level</th> <th>Line Margin</th> <th>Level Factor</th> <th>Loss Factor</th> <th>Factor</th> <th></th> <th></th> <th></th> </tr> <tr> <th>MHz</th> <th>dBuV/m</th> <th>dBuV/m</th> <th>dB</th> <th>dBuV</th> <th>dB/m</th> <th>dB</th> <th>dB</th> <th>cm</th> <th>deg</th> </tr> </thead> <tbody> <tr> <td>1 5923.67</td> <td>39.69</td> <td>68.20</td> <td>-28.51</td> <td>29.77</td> <td>35.12</td> <td>11.40</td> <td>36.60</td> <td>0.00</td> <td>222</td> <td>0 AVERAGE</td> </tr> </tbody> </table>	Limit	Read	Ant	Cable	Preamp	Aux	APos	TPos	Remark	Freq	Level	Line Margin	Level Factor	Loss Factor	Factor				MHz	dBuV/m	dBuV/m	dB	dBuV	dB/m	dB	dB	cm	deg	1 5923.67	39.69	68.20	-28.51	29.77	35.12	11.40	36.60	0.00	222	0 AVERAGE	 <p>Level (dBuV/m) vs Frequency (MHz) for Fundamental Average. Peak at 5955 MHz.</p> <table border="1"> <thead> <tr> <th>Limit</th> <th>Read</th> <th>Ant</th> <th>Cable</th> <th>Preamp</th> <th>Aux</th> <th>APos</th> <th>TPos</th> <th>Remark</th> </tr> <tr> <th>Freq</th> <th>Level</th> <th>Line Margin</th> <th>Level Factor</th> <th>Loss Factor</th> <th>Factor</th> <th></th> <th></th> <th></th> </tr> <tr> <th>MHz</th> <th>dBuV/m</th> <th>dBuV/m</th> <th>dB</th> <th>dBuV</th> <th>dB/m</th> <th>dB</th> <th>dB</th> <th>cm</th> <th>deg</th> </tr> </thead> <tbody> <tr> <td>1 5955.00</td> <td>97.90</td> <td>-----</td> <td>-----</td> <td>87.96</td> <td>35.15</td> <td>11.43</td> <td>36.64</td> <td>0.00</td> <td>222</td> <td>0 AVERAGE</td> </tr> </tbody> </table>	Limit	Read	Ant	Cable	Preamp	Aux	APos	TPos	Remark	Freq	Level	Line Margin	Level Factor	Loss Factor	Factor				MHz	dBuV/m	dBuV/m	dB	dBuV	dB/m	dB	dB	cm	deg	1 5955.00	97.90	-----	-----	87.96	35.15	11.43	36.64	0.00	222	0 AVERAGE
Limit	Read	Ant	Cable	Preamp	Aux	APos	TPos	Remark																																																																								
Freq	Level	Line Margin	Level Factor	Loss Factor	Factor																																																																											
MHz	dBuV/m	dBuV/m	dB	dBuV	dB/m	dB	dB	cm	deg																																																																							
1 5923.67	39.69	68.20	-28.51	29.77	35.12	11.40	36.60	0.00	222	0 AVERAGE																																																																						
Limit	Read	Ant	Cable	Preamp	Aux	APos	TPos	Remark																																																																								
Freq	Level	Line Margin	Level Factor	Loss Factor	Factor																																																																											
MHz	dBuV/m	dBuV/m	dB	dBuV	dB/m	dB	dB	cm	deg																																																																							
1 5955.00	97.90	-----	-----	87.96	35.15	11.43	36.64	0.00	222	0 AVERAGE																																																																						

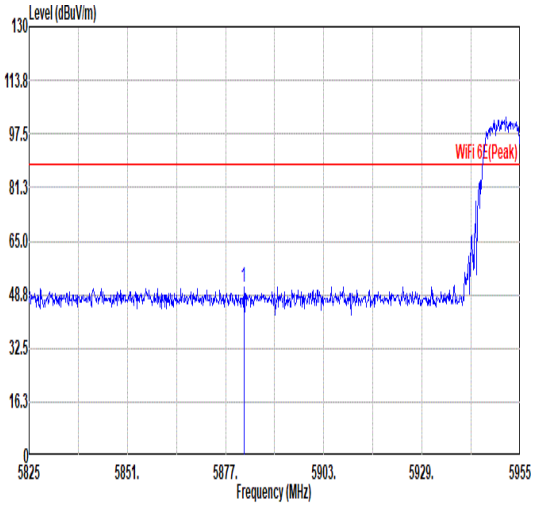
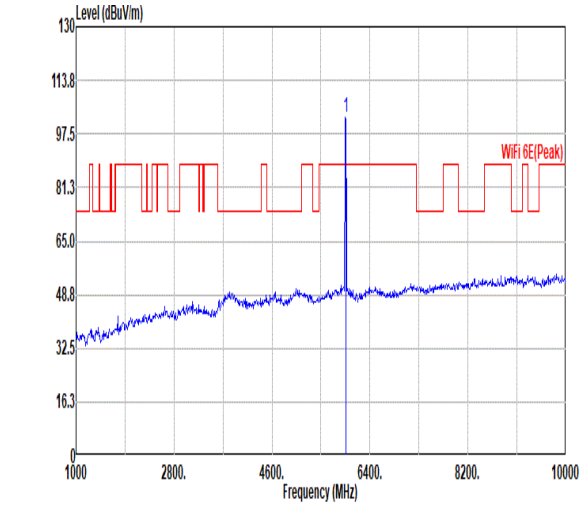
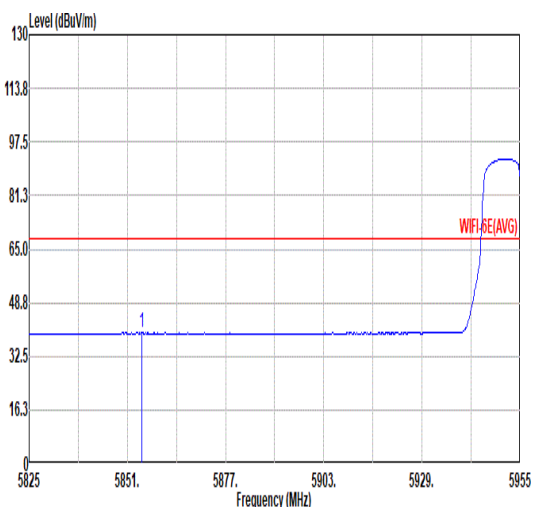
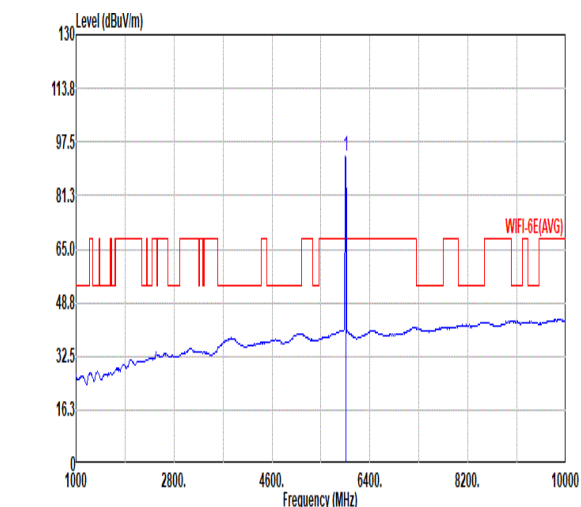


		112																																																																										
Mode		Band Edge																																																																										
		U-NII-8_6.875-7.125_802.11be EHT20_CH229_Single RU RU52/40_7095MHz																																																																										
ANT		CDD 1+2																																																																										
Pol.	Horizontal	Fundamental																																																																										
Peak	 <p>Level (dBuV/m) vs Frequency (MHz) plot for Horizontal polarization. The plot shows a peak at approximately 7095 MHz. A red horizontal line indicates the 'Wifi 6E(Peak)' limit at approximately 81.3 dBuV/m.</p> <table border="1"> <thead> <tr> <th>Limit</th> <th>Read</th> <th>Ant</th> <th>Cable</th> <th>Preamp</th> <th>Aux</th> <th>APos</th> <th>TPos</th> </tr> <tr> <th>Freq</th> <th>Level</th> <th>Line Margin</th> <th>Level Factor</th> <th>Loss Factor</th> <th>Factor</th> <th></th> <th>Remark</th> </tr> <tr> <th>MHz</th> <th>dBuV/m</th> <th>dBuV/m</th> <th>dB</th> <th>dBuV</th> <th>dB/m</th> <th>dB</th> <th>dB</th> <th>cm</th> <th>deg</th> </tr> </thead> <tbody> <tr> <td>1 7209.00</td> <td>52.24</td> <td>88.20</td> <td>-35.96</td> <td>40.60</td> <td>35.70</td> <td>12.71</td> <td>36.77</td> <td>0.00</td> <td>100</td> <td>75 PEAK</td> </tr> </tbody> </table>	Limit	Read	Ant	Cable	Preamp	Aux	APos	TPos	Freq	Level	Line Margin	Level Factor	Loss Factor	Factor		Remark	MHz	dBuV/m	dBuV/m	dB	dBuV	dB/m	dB	dB	cm	deg	1 7209.00	52.24	88.20	-35.96	40.60	35.70	12.71	36.77	0.00	100	75 PEAK	 <p>Level (dBuV/m) vs Frequency (MHz) plot for Fundamental polarization. The plot shows a peak at approximately 7095 MHz. A red horizontal line indicates the 'Wifi 6E(Peak)' limit at approximately 81.3 dBuV/m.</p> <table border="1"> <thead> <tr> <th>Limit</th> <th>Read</th> <th>Ant</th> <th>Cable</th> <th>Preamp</th> <th>Aux</th> <th>APos</th> <th>TPos</th> </tr> <tr> <th>Freq</th> <th>Level</th> <th>Line Margin</th> <th>Level Factor</th> <th>Loss Factor</th> <th>Factor</th> <th></th> <th>Remark</th> </tr> <tr> <th>MHz</th> <th>dBuV/m</th> <th>dBuV/m</th> <th>dB</th> <th>dBuV</th> <th>dB/m</th> <th>dB</th> <th>dB</th> <th>cm</th> <th>deg</th> </tr> </thead> <tbody> <tr> <td>1 7095.00</td> <td>94.37</td> <td>-----</td> <td>-----</td> <td>83.10</td> <td>35.70</td> <td>12.59</td> <td>37.02</td> <td>0.00</td> <td>100</td> <td>75 PEAK</td> </tr> </tbody> </table>	Limit	Read	Ant	Cable	Preamp	Aux	APos	TPos	Freq	Level	Line Margin	Level Factor	Loss Factor	Factor		Remark	MHz	dBuV/m	dBuV/m	dB	dBuV	dB/m	dB	dB	cm	deg	1 7095.00	94.37	-----	-----	83.10	35.70	12.59	37.02	0.00	100	75 PEAK
	Limit	Read	Ant	Cable	Preamp	Aux	APos	TPos																																																																				
Freq	Level	Line Margin	Level Factor	Loss Factor	Factor		Remark																																																																					
MHz	dBuV/m	dBuV/m	dB	dBuV	dB/m	dB	dB	cm	deg																																																																			
1 7209.00	52.24	88.20	-35.96	40.60	35.70	12.71	36.77	0.00	100	75 PEAK																																																																		
Limit	Read	Ant	Cable	Preamp	Aux	APos	TPos																																																																					
Freq	Level	Line Margin	Level Factor	Loss Factor	Factor		Remark																																																																					
MHz	dBuV/m	dBuV/m	dB	dBuV	dB/m	dB	dB	cm	deg																																																																			
1 7095.00	94.37	-----	-----	83.10	35.70	12.59	37.02	0.00	100	75 PEAK																																																																		
Avg	 <p>Level (dBuV/m) vs Frequency (MHz) plot for Average Horizontal polarization. The plot shows a peak at approximately 7095 MHz. A red horizontal line indicates the 'Wifi 6E(AVG)' limit at approximately 65.0 dBuV/m.</p> <table border="1"> <thead> <tr> <th>Limit</th> <th>Read</th> <th>Ant</th> <th>Cable</th> <th>Preamp</th> <th>Aux</th> <th>APos</th> <th>TPos</th> </tr> <tr> <th>Freq</th> <th>Level</th> <th>Line Margin</th> <th>Level Factor</th> <th>Loss Factor</th> <th>Factor</th> <th></th> <th>Remark</th> </tr> <tr> <th>MHz</th> <th>dBuV/m</th> <th>dBuV/m</th> <th>dB</th> <th>dBuV</th> <th>dB/m</th> <th>dB</th> <th>dB</th> <th>cm</th> <th>deg</th> </tr> </thead> <tbody> <tr> <td>1 7189.48</td> <td>41.37</td> <td>68.20</td> <td>-26.83</td> <td>29.77</td> <td>35.70</td> <td>12.70</td> <td>36.80</td> <td>0.00</td> <td>100</td> <td>75 AVERAGE</td> </tr> </tbody> </table>	Limit	Read	Ant	Cable	Preamp	Aux	APos	TPos	Freq	Level	Line Margin	Level Factor	Loss Factor	Factor		Remark	MHz	dBuV/m	dBuV/m	dB	dBuV	dB/m	dB	dB	cm	deg	1 7189.48	41.37	68.20	-26.83	29.77	35.70	12.70	36.80	0.00	100	75 AVERAGE	 <p>Level (dBuV/m) vs Frequency (MHz) plot for Average Fundamental polarization. The plot shows a peak at approximately 7095 MHz. A red horizontal line indicates the 'Wifi 6E(AVG)' limit at approximately 65.0 dBuV/m.</p> <table border="1"> <thead> <tr> <th>Limit</th> <th>Read</th> <th>Ant</th> <th>Cable</th> <th>Preamp</th> <th>Aux</th> <th>APos</th> <th>TPos</th> </tr> <tr> <th>Freq</th> <th>Level</th> <th>Line Margin</th> <th>Level Factor</th> <th>Loss Factor</th> <th>Factor</th> <th></th> <th>Remark</th> </tr> <tr> <th>MHz</th> <th>dBuV/m</th> <th>dBuV/m</th> <th>dB</th> <th>dBuV</th> <th>dB/m</th> <th>dB</th> <th>dB</th> <th>cm</th> <th>deg</th> </tr> </thead> <tbody> <tr> <td>1 7095.00</td> <td>85.37</td> <td>-----</td> <td>-----</td> <td>74.10</td> <td>35.70</td> <td>12.59</td> <td>37.02</td> <td>0.00</td> <td>100</td> <td>75 AVERAGE</td> </tr> </tbody> </table>	Limit	Read	Ant	Cable	Preamp	Aux	APos	TPos	Freq	Level	Line Margin	Level Factor	Loss Factor	Factor		Remark	MHz	dBuV/m	dBuV/m	dB	dBuV	dB/m	dB	dB	cm	deg	1 7095.00	85.37	-----	-----	74.10	35.70	12.59	37.02	0.00	100	75 AVERAGE
Limit	Read	Ant	Cable	Preamp	Aux	APos	TPos																																																																					
Freq	Level	Line Margin	Level Factor	Loss Factor	Factor		Remark																																																																					
MHz	dBuV/m	dBuV/m	dB	dBuV	dB/m	dB	dB	cm	deg																																																																			
1 7189.48	41.37	68.20	-26.83	29.77	35.70	12.70	36.80	0.00	100	75 AVERAGE																																																																		
Limit	Read	Ant	Cable	Preamp	Aux	APos	TPos																																																																					
Freq	Level	Line Margin	Level Factor	Loss Factor	Factor		Remark																																																																					
MHz	dBuV/m	dBuV/m	dB	dBuV	dB/m	dB	dB	cm	deg																																																																			
1 7095.00	85.37	-----	-----	74.10	35.70	12.59	37.02	0.00	100	75 AVERAGE																																																																		

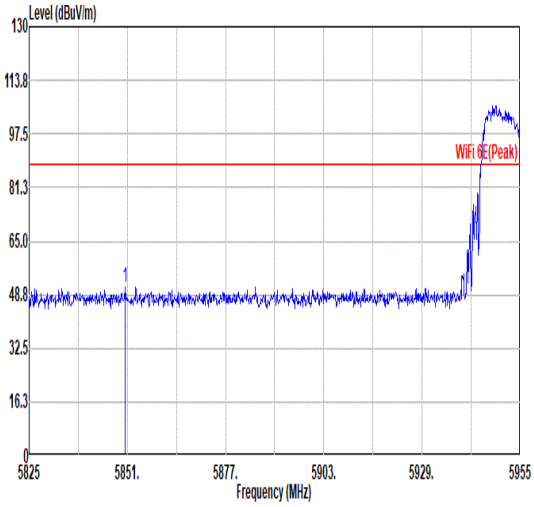
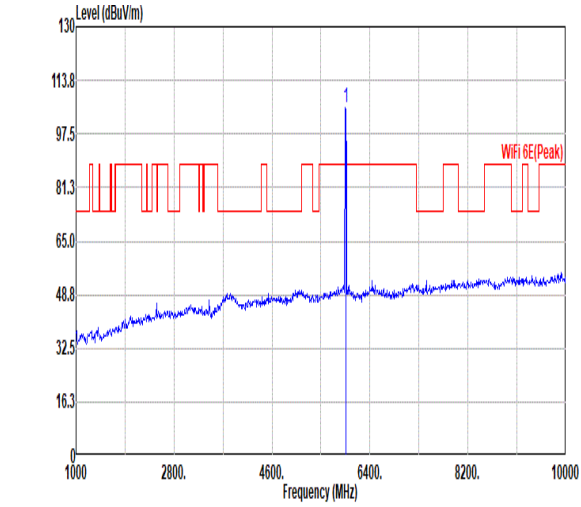
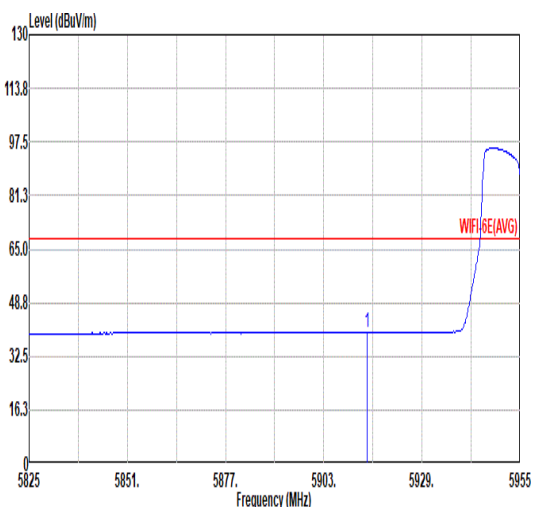
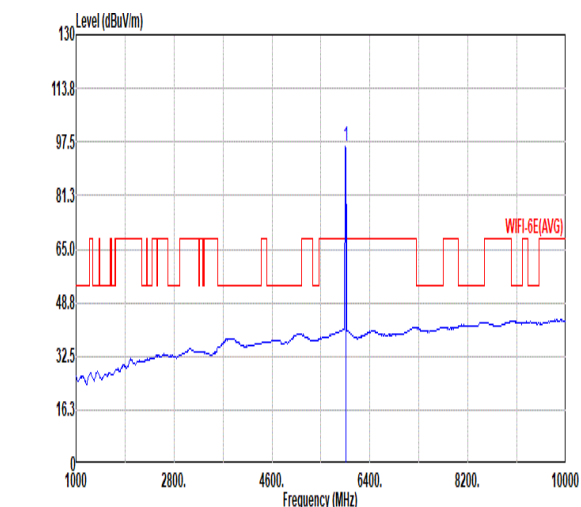


		112																																																																										
Mode		Band Edge																																																																										
		U-NII-8_6.875-7.125_802.11be EHT20_CH229_Single RU RU52/40_7095MHz																																																																										
ANT		CDD 1+2																																																																										
Pol.	Vertical	Fundamental																																																																										
Peak	<p>Level (dBuV/m) vs Frequency (MHz) plot for Vertical polarization. The plot shows a signal peak at approximately 7149 MHz. A red horizontal line indicates the 'Wifi 6E(Peak)' limit at approximately 81.3 dBuV/m.</p> <table border="1"> <thead> <tr> <th>Limit</th> <th>Read</th> <th>Ant</th> <th>Cable</th> <th>Preamp</th> <th>Aux</th> <th>APos</th> <th>TPos</th> </tr> <tr> <th>Freq</th> <th>Level</th> <th>Line</th> <th>Margin</th> <th>Level</th> <th>Factor</th> <th>Loss</th> <th>Factor</th> </tr> <tr> <th>MHz</th> <th>dBuV/m</th> <th>dBuV/m</th> <th>dB</th> <th>dBuV</th> <th>dB/m</th> <th>dB</th> <th>dB</th> </tr> </thead> <tbody> <tr> <td>1</td> <td>7142.28</td> <td>51.71</td> <td>88.20</td> <td>-36.49</td> <td>40.33</td> <td>35.70</td> <td>12.64</td> <td>36.96</td> <td>0.00</td> <td>333</td> <td>102</td> <td>PEAK</td> </tr> </tbody> </table>	Limit	Read	Ant	Cable	Preamp	Aux	APos	TPos	Freq	Level	Line	Margin	Level	Factor	Loss	Factor	MHz	dBuV/m	dBuV/m	dB	dBuV	dB/m	dB	dB	1	7142.28	51.71	88.20	-36.49	40.33	35.70	12.64	36.96	0.00	333	102	PEAK	<p>Level (dBuV/m) vs Frequency (MHz) plot for Fundamental polarization. The plot shows a signal peak at approximately 7095 MHz. A red horizontal line indicates the 'Wifi 6E(Peak)' limit at approximately 81.3 dBuV/m.</p> <table border="1"> <thead> <tr> <th>Limit</th> <th>Read</th> <th>Ant</th> <th>Cable</th> <th>Preamp</th> <th>Aux</th> <th>APos</th> <th>TPos</th> </tr> <tr> <th>Freq</th> <th>Level</th> <th>Line</th> <th>Margin</th> <th>Level</th> <th>Factor</th> <th>Loss</th> <th>Factor</th> </tr> <tr> <th>MHz</th> <th>dBuV/m</th> <th>dBuV/m</th> <th>dB</th> <th>dBuV</th> <th>dB/m</th> <th>dB</th> <th>dB</th> </tr> </thead> <tbody> <tr> <td>1</td> <td>7095.00</td> <td>104.60</td> <td>-----</td> <td>-----</td> <td>93.33</td> <td>35.70</td> <td>12.59</td> <td>37.02</td> <td>0.00</td> <td>333</td> <td>102</td> <td>PEAK</td> </tr> </tbody> </table>	Limit	Read	Ant	Cable	Preamp	Aux	APos	TPos	Freq	Level	Line	Margin	Level	Factor	Loss	Factor	MHz	dBuV/m	dBuV/m	dB	dBuV	dB/m	dB	dB	1	7095.00	104.60	-----	-----	93.33	35.70	12.59	37.02	0.00	333	102	PEAK
	Limit	Read	Ant	Cable	Preamp	Aux	APos	TPos																																																																				
Freq	Level	Line	Margin	Level	Factor	Loss	Factor																																																																					
MHz	dBuV/m	dBuV/m	dB	dBuV	dB/m	dB	dB																																																																					
1	7142.28	51.71	88.20	-36.49	40.33	35.70	12.64	36.96	0.00	333	102	PEAK																																																																
Limit	Read	Ant	Cable	Preamp	Aux	APos	TPos																																																																					
Freq	Level	Line	Margin	Level	Factor	Loss	Factor																																																																					
MHz	dBuV/m	dBuV/m	dB	dBuV	dB/m	dB	dB																																																																					
1	7095.00	104.60	-----	-----	93.33	35.70	12.59	37.02	0.00	333	102	PEAK																																																																
Avg	<p>Level (dBuV/m) vs Frequency (MHz) plot for Average Vertical polarization. The plot shows a signal peak at approximately 7149 MHz. A red horizontal line indicates the 'Wifi 6E(AVG)' limit at approximately 65.0 dBuV/m.</p> <table border="1"> <thead> <tr> <th>Limit</th> <th>Read</th> <th>Ant</th> <th>Cable</th> <th>Preamp</th> <th>Aux</th> <th>APos</th> <th>TPos</th> </tr> <tr> <th>Freq</th> <th>Level</th> <th>Line</th> <th>Margin</th> <th>Level</th> <th>Factor</th> <th>Loss</th> <th>Factor</th> </tr> <tr> <th>MHz</th> <th>dBuV/m</th> <th>dBuV/m</th> <th>dB</th> <th>dBuV</th> <th>dB/m</th> <th>dB</th> <th>dB</th> </tr> </thead> <tbody> <tr> <td>1</td> <td>7213.16</td> <td>41.44</td> <td>68.20</td> <td>-26.76</td> <td>29.80</td> <td>35.70</td> <td>12.71</td> <td>36.77</td> <td>0.00</td> <td>333</td> <td>102</td> <td>AVERAGE</td> </tr> </tbody> </table>	Limit	Read	Ant	Cable	Preamp	Aux	APos	TPos	Freq	Level	Line	Margin	Level	Factor	Loss	Factor	MHz	dBuV/m	dBuV/m	dB	dBuV	dB/m	dB	dB	1	7213.16	41.44	68.20	-26.76	29.80	35.70	12.71	36.77	0.00	333	102	AVERAGE	<p>Level (dBuV/m) vs Frequency (MHz) plot for Average Fundamental polarization. The plot shows a signal peak at approximately 7095 MHz. A red horizontal line indicates the 'Wifi 6E(AVG)' limit at approximately 65.0 dBuV/m.</p> <table border="1"> <thead> <tr> <th>Limit</th> <th>Read</th> <th>Ant</th> <th>Cable</th> <th>Preamp</th> <th>Aux</th> <th>APos</th> <th>TPos</th> </tr> <tr> <th>Freq</th> <th>Level</th> <th>Line</th> <th>Margin</th> <th>Level</th> <th>Factor</th> <th>Loss</th> <th>Factor</th> </tr> <tr> <th>MHz</th> <th>dBuV/m</th> <th>dBuV/m</th> <th>dB</th> <th>dBuV</th> <th>dB/m</th> <th>dB</th> <th>dB</th> </tr> </thead> <tbody> <tr> <td>1</td> <td>7095.00</td> <td>96.01</td> <td>-----</td> <td>-----</td> <td>84.74</td> <td>35.70</td> <td>12.59</td> <td>37.02</td> <td>0.00</td> <td>333</td> <td>102</td> <td>AVERAGE</td> </tr> </tbody> </table>	Limit	Read	Ant	Cable	Preamp	Aux	APos	TPos	Freq	Level	Line	Margin	Level	Factor	Loss	Factor	MHz	dBuV/m	dBuV/m	dB	dBuV	dB/m	dB	dB	1	7095.00	96.01	-----	-----	84.74	35.70	12.59	37.02	0.00	333	102	AVERAGE
Limit	Read	Ant	Cable	Preamp	Aux	APos	TPos																																																																					
Freq	Level	Line	Margin	Level	Factor	Loss	Factor																																																																					
MHz	dBuV/m	dBuV/m	dB	dBuV	dB/m	dB	dB																																																																					
1	7213.16	41.44	68.20	-26.76	29.80	35.70	12.71	36.77	0.00	333	102	AVERAGE																																																																
Limit	Read	Ant	Cable	Preamp	Aux	APos	TPos																																																																					
Freq	Level	Line	Margin	Level	Factor	Loss	Factor																																																																					
MHz	dBuV/m	dBuV/m	dB	dBuV	dB/m	dB	dB																																																																					
1	7095.00	96.01	-----	-----	84.74	35.70	12.59	37.02	0.00	333	102	AVERAGE																																																																



		113																																																																																												
Mode		Band Edge																																																																																												
		U-NII-5_5.925-6.425_802.11be EHT20_CH1_Small RU106+26_5955MHz																																																																																												
ANT		CDD 1+2																																																																																												
Pol.		Horizontal					Fundamental																																																																																							
Peak	 <p>Level (dBuV/m)</p> <p>130</p> <p>113.8</p> <p>97.5</p> <p>81.3</p> <p>65.0</p> <p>48.8</p> <p>32.5</p> <p>16.3</p> <p>0</p> <p>5825 5851 5877 5903 5929 5955</p> <p>Frequency (MHz)</p> <p>WiFi 6E(Peak)</p> <table border="1"> <thead> <tr> <th>Limit</th> <th>Read</th> <th>Ant</th> <th>Cable</th> <th>Preamp</th> <th>Aux</th> <th>APos</th> <th>TPos</th> <th colspan="3">Remark</th> </tr> <tr> <th>Freq</th> <th>Level</th> <th>Line Margin</th> <th>Level Factor</th> <th>Loss Factor</th> <th>Factor</th> <th></th> <th></th> <th>cm</th> <th>deg</th> <th></th> </tr> <tr> <th>MHz</th> <th>dBuV/m</th> <th>dBuV/m</th> <th>dB</th> <th>dBuV</th> <th>dB/m</th> <th>dB</th> <th>dB</th> <th>dB</th> <th>cm</th> <th>deg</th> </tr> </thead> <tbody> <tr> <td>1</td> <td>5881.81</td> <td>51.11</td> <td>88.20</td> <td>-37.09</td> <td>41.10</td> <td>35.06</td> <td>11.36</td> <td>36.41</td> <td>0.00</td> <td>344</td> <td>202</td> <td>PEAK</td> </tr> </tbody> </table>	Limit	Read	Ant	Cable	Preamp	Aux	APos	TPos	Remark			Freq	Level	Line Margin	Level Factor	Loss Factor	Factor			cm	deg		MHz	dBuV/m	dBuV/m	dB	dBuV	dB/m	dB	dB	dB	cm	deg	1	5881.81	51.11	88.20	-37.09	41.10	35.06	11.36	36.41	0.00	344	202	PEAK	 <p>Level (dBuV/m)</p> <p>130</p> <p>113.8</p> <p>97.5</p> <p>81.3</p> <p>65.0</p> <p>48.8</p> <p>32.5</p> <p>16.3</p> <p>0</p> <p>1000 2800 4600 6400 8200 10000</p> <p>Frequency (MHz)</p> <p>WiFi 6E(Peak)</p> <table border="1"> <thead> <tr> <th>Limit</th> <th>Read</th> <th>Ant</th> <th>Cable</th> <th>Preamp</th> <th>Aux</th> <th>APos</th> <th>TPos</th> <th colspan="3">Remark</th> </tr> <tr> <th>Freq</th> <th>Level</th> <th>Line Margin</th> <th>Level Factor</th> <th>Loss Factor</th> <th>Factor</th> <th></th> <th></th> <th>cm</th> <th>deg</th> <th></th> </tr> <tr> <th>MHz</th> <th>dBuV/m</th> <th>dBuV/m</th> <th>dB</th> <th>dBuV</th> <th>dB/m</th> <th>dB</th> <th>dB</th> <th>dB</th> <th>cm</th> <th>deg</th> </tr> </thead> <tbody> <tr> <td>1</td> <td>5955.00</td> <td>102.55</td> <td>-----</td> <td>-----</td> <td>92.61</td> <td>35.15</td> <td>11.43</td> <td>36.64</td> <td>0.00</td> <td>344</td> <td>202</td> <td>PEAK</td> </tr> </tbody> </table>	Limit	Read	Ant	Cable	Preamp	Aux	APos	TPos	Remark			Freq	Level	Line Margin	Level Factor	Loss Factor	Factor			cm	deg		MHz	dBuV/m	dBuV/m	dB	dBuV	dB/m	dB	dB	dB	cm	deg	1	5955.00	102.55	-----	-----	92.61	35.15	11.43	36.64	0.00	344	202	PEAK
	Limit	Read	Ant	Cable	Preamp	Aux	APos	TPos	Remark																																																																																					
Freq	Level	Line Margin	Level Factor	Loss Factor	Factor			cm	deg																																																																																					
MHz	dBuV/m	dBuV/m	dB	dBuV	dB/m	dB	dB	dB	cm	deg																																																																																				
1	5881.81	51.11	88.20	-37.09	41.10	35.06	11.36	36.41	0.00	344	202	PEAK																																																																																		
Limit	Read	Ant	Cable	Preamp	Aux	APos	TPos	Remark																																																																																						
Freq	Level	Line Margin	Level Factor	Loss Factor	Factor			cm	deg																																																																																					
MHz	dBuV/m	dBuV/m	dB	dBuV	dB/m	dB	dB	dB	cm	deg																																																																																				
1	5955.00	102.55	-----	-----	92.61	35.15	11.43	36.64	0.00	344	202	PEAK																																																																																		
Avg	 <p>Level (dBuV/m)</p> <p>130</p> <p>113.8</p> <p>97.5</p> <p>81.3</p> <p>65.0</p> <p>48.8</p> <p>32.5</p> <p>16.3</p> <p>0</p> <p>5825 5851 5877 5903 5929 5955</p> <p>Frequency (MHz)</p> <p>WiFi 6E(AVG)</p> <table border="1"> <thead> <tr> <th>Limit</th> <th>Read</th> <th>Ant</th> <th>Cable</th> <th>Preamp</th> <th>Aux</th> <th>APos</th> <th>TPos</th> <th colspan="3">Remark</th> </tr> <tr> <th>Freq</th> <th>Level</th> <th>Line Margin</th> <th>Level Factor</th> <th>Loss Factor</th> <th>Factor</th> <th></th> <th></th> <th>cm</th> <th>deg</th> <th></th> </tr> <tr> <th>MHz</th> <th>dBuV/m</th> <th>dBuV/m</th> <th>dB</th> <th>dBuV</th> <th>dB/m</th> <th>dB</th> <th>dB</th> <th>dB</th> <th>cm</th> <th>deg</th> </tr> </thead> <tbody> <tr> <td>1</td> <td>5854.77</td> <td>39.56</td> <td>68.20</td> <td>-28.64</td> <td>29.39</td> <td>35.01</td> <td>11.34</td> <td>36.18</td> <td>0.00</td> <td>344</td> <td>202</td> <td>AVERAGE</td> </tr> </tbody> </table>	Limit	Read	Ant	Cable	Preamp	Aux	APos	TPos	Remark			Freq	Level	Line Margin	Level Factor	Loss Factor	Factor			cm	deg		MHz	dBuV/m	dBuV/m	dB	dBuV	dB/m	dB	dB	dB	cm	deg	1	5854.77	39.56	68.20	-28.64	29.39	35.01	11.34	36.18	0.00	344	202	AVERAGE	 <p>Level (dBuV/m)</p> <p>130</p> <p>113.8</p> <p>97.5</p> <p>81.3</p> <p>65.0</p> <p>48.8</p> <p>32.5</p> <p>16.3</p> <p>0</p> <p>1000 2800 4600 6400 8200 10000</p> <p>Frequency (MHz)</p> <p>WiFi 6E(AVG)</p> <table border="1"> <thead> <tr> <th>Limit</th> <th>Read</th> <th>Ant</th> <th>Cable</th> <th>Preamp</th> <th>Aux</th> <th>APos</th> <th>TPos</th> <th colspan="3">Remark</th> </tr> <tr> <th>Freq</th> <th>Level</th> <th>Line Margin</th> <th>Level Factor</th> <th>Loss Factor</th> <th>Factor</th> <th></th> <th></th> <th>cm</th> <th>deg</th> <th></th> </tr> <tr> <th>MHz</th> <th>dBuV/m</th> <th>dBuV/m</th> <th>dB</th> <th>dBuV</th> <th>dB/m</th> <th>dB</th> <th>dB</th> <th>dB</th> <th>cm</th> <th>deg</th> </tr> </thead> <tbody> <tr> <td>1</td> <td>5955.00</td> <td>93.00</td> <td>-----</td> <td>-----</td> <td>83.14</td> <td>35.15</td> <td>11.43</td> <td>36.64</td> <td>0.00</td> <td>344</td> <td>202</td> <td>AVERAGE</td> </tr> </tbody> </table>	Limit	Read	Ant	Cable	Preamp	Aux	APos	TPos	Remark			Freq	Level	Line Margin	Level Factor	Loss Factor	Factor			cm	deg		MHz	dBuV/m	dBuV/m	dB	dBuV	dB/m	dB	dB	dB	cm	deg	1	5955.00	93.00	-----	-----	83.14	35.15	11.43	36.64	0.00	344	202	AVERAGE
Limit	Read	Ant	Cable	Preamp	Aux	APos	TPos	Remark																																																																																						
Freq	Level	Line Margin	Level Factor	Loss Factor	Factor			cm	deg																																																																																					
MHz	dBuV/m	dBuV/m	dB	dBuV	dB/m	dB	dB	dB	cm	deg																																																																																				
1	5854.77	39.56	68.20	-28.64	29.39	35.01	11.34	36.18	0.00	344	202	AVERAGE																																																																																		
Limit	Read	Ant	Cable	Preamp	Aux	APos	TPos	Remark																																																																																						
Freq	Level	Line Margin	Level Factor	Loss Factor	Factor			cm	deg																																																																																					
MHz	dBuV/m	dBuV/m	dB	dBuV	dB/m	dB	dB	dB	cm	deg																																																																																				
1	5955.00	93.00	-----	-----	83.14	35.15	11.43	36.64	0.00	344	202	AVERAGE																																																																																		



		113																																																																														
Mode	Band Edge																																																																															
	U-NII-5_5.925-6.425_802.11be EHT20_CH1_Small RU106+26_5955MHz																																																																															
ANT	CDD 1+2																																																																															
Pol.	Vertical	Fundamental																																																																														
Peak	 <p>Level (dBuV/m) vs Frequency (MHz) for Vertical Peak. The plot shows a blue signal line and a red limit line labeled 'Wifi 6E(Peak)'. The signal peaks at approximately 5955 MHz, reaching a level of about 105 dBuV/m.</p> <table border="1"> <thead> <tr> <th>Limit</th> <th>Read</th> <th>Ant</th> <th>Cable</th> <th>Preamp</th> <th>Aux</th> <th>APos</th> <th>TPos</th> <th>Remark</th> </tr> <tr> <th>Freq</th> <th>Level</th> <th>Line</th> <th>Margin</th> <th>Level</th> <th>Factor</th> <th>Loss</th> <th>Factor</th> <th>Factor</th> </tr> <tr> <th>MHz</th> <th>dBuV/m</th> <th>dBuV/m</th> <th>dB</th> <th>dBuV</th> <th>dB/m</th> <th>dB</th> <th>dB</th> <th>cm</th> <th>deg</th> </tr> </thead> <tbody> <tr> <td>1 5850.35</td> <td>51.00</td> <td>88.20</td> <td>-37.12</td> <td>40.89</td> <td>35.00</td> <td>11.33</td> <td>36.14</td> <td>0.00</td> <td>205</td> <td>0 PEAK</td> </tr> </tbody> </table>	Limit	Read	Ant	Cable	Preamp	Aux	APos	TPos	Remark	Freq	Level	Line	Margin	Level	Factor	Loss	Factor	Factor	MHz	dBuV/m	dBuV/m	dB	dBuV	dB/m	dB	dB	cm	deg	1 5850.35	51.00	88.20	-37.12	40.89	35.00	11.33	36.14	0.00	205	0 PEAK	 <p>Level (dBuV/m) vs Frequency (MHz) for Fundamental Peak. The plot shows a blue signal line and a red limit line labeled 'Wifi 6E(Peak)'. The signal peaks at approximately 5955 MHz, reaching a level of about 105 dBuV/m.</p> <table border="1"> <thead> <tr> <th>Limit</th> <th>Read</th> <th>Ant</th> <th>Cable</th> <th>Preamp</th> <th>Aux</th> <th>APos</th> <th>TPos</th> <th>Remark</th> </tr> <tr> <th>Freq</th> <th>Level</th> <th>Line</th> <th>Margin</th> <th>Level</th> <th>Factor</th> <th>Loss</th> <th>Factor</th> <th>Factor</th> </tr> <tr> <th>MHz</th> <th>dBuV/m</th> <th>dBuV/m</th> <th>dB</th> <th>dBuV</th> <th>dB/m</th> <th>dB</th> <th>dB</th> <th>cm</th> <th>deg</th> </tr> </thead> <tbody> <tr> <td>1 5955.00</td> <td>105.29</td> <td>-----</td> <td>-----</td> <td>95.35</td> <td>35.15</td> <td>11.43</td> <td>36.64</td> <td>0.00</td> <td>205</td> <td>0 PEAK</td> </tr> </tbody> </table>	Limit	Read	Ant	Cable	Preamp	Aux	APos	TPos	Remark	Freq	Level	Line	Margin	Level	Factor	Loss	Factor	Factor	MHz	dBuV/m	dBuV/m	dB	dBuV	dB/m	dB	dB	cm	deg	1 5955.00	105.29	-----	-----	95.35	35.15	11.43	36.64	0.00	205	0 PEAK
	Limit	Read	Ant	Cable	Preamp	Aux	APos	TPos	Remark																																																																							
Freq	Level	Line	Margin	Level	Factor	Loss	Factor	Factor																																																																								
MHz	dBuV/m	dBuV/m	dB	dBuV	dB/m	dB	dB	cm	deg																																																																							
1 5850.35	51.00	88.20	-37.12	40.89	35.00	11.33	36.14	0.00	205	0 PEAK																																																																						
Limit	Read	Ant	Cable	Preamp	Aux	APos	TPos	Remark																																																																								
Freq	Level	Line	Margin	Level	Factor	Loss	Factor	Factor																																																																								
MHz	dBuV/m	dBuV/m	dB	dBuV	dB/m	dB	dB	cm	deg																																																																							
1 5955.00	105.29	-----	-----	95.35	35.15	11.43	36.64	0.00	205	0 PEAK																																																																						
Avg	 <p>Level (dBuV/m) vs Frequency (MHz) for Vertical Average. The plot shows a blue signal line and a red limit line labeled 'Wifi 6E(AVG)'. The signal peaks at approximately 5955 MHz, reaching a level of about 96 dBuV/m.</p> <table border="1"> <thead> <tr> <th>Limit</th> <th>Read</th> <th>Ant</th> <th>Cable</th> <th>Preamp</th> <th>Aux</th> <th>APos</th> <th>TPos</th> <th>Remark</th> </tr> <tr> <th>Freq</th> <th>Level</th> <th>Line</th> <th>Margin</th> <th>Level</th> <th>Factor</th> <th>Loss</th> <th>Factor</th> <th>Factor</th> </tr> <tr> <th>MHz</th> <th>dBuV/m</th> <th>dBuV/m</th> <th>dB</th> <th>dBuV</th> <th>dB/m</th> <th>dB</th> <th>dB</th> <th>cm</th> <th>deg</th> </tr> </thead> <tbody> <tr> <td>1 5914.44</td> <td>39.80</td> <td>68.20</td> <td>-28.40</td> <td>29.88</td> <td>35.11</td> <td>11.39</td> <td>36.58</td> <td>0.00</td> <td>205</td> <td>0 AVERAGE</td> </tr> </tbody> </table>	Limit	Read	Ant	Cable	Preamp	Aux	APos	TPos	Remark	Freq	Level	Line	Margin	Level	Factor	Loss	Factor	Factor	MHz	dBuV/m	dBuV/m	dB	dBuV	dB/m	dB	dB	cm	deg	1 5914.44	39.80	68.20	-28.40	29.88	35.11	11.39	36.58	0.00	205	0 AVERAGE	 <p>Level (dBuV/m) vs Frequency (MHz) for Fundamental Average. The plot shows a blue signal line and a red limit line labeled 'Wifi 6E(AVG)'. The signal peaks at approximately 5955 MHz, reaching a level of about 96 dBuV/m.</p> <table border="1"> <thead> <tr> <th>Limit</th> <th>Read</th> <th>Ant</th> <th>Cable</th> <th>Preamp</th> <th>Aux</th> <th>APos</th> <th>TPos</th> <th>Remark</th> </tr> <tr> <th>Freq</th> <th>Level</th> <th>Line</th> <th>Margin</th> <th>Level</th> <th>Factor</th> <th>Loss</th> <th>Factor</th> <th>Factor</th> </tr> <tr> <th>MHz</th> <th>dBuV/m</th> <th>dBuV/m</th> <th>dB</th> <th>dBuV</th> <th>dB/m</th> <th>dB</th> <th>dB</th> <th>cm</th> <th>deg</th> </tr> </thead> <tbody> <tr> <td>1 5955.00</td> <td>96.22</td> <td>-----</td> <td>-----</td> <td>86.28</td> <td>35.15</td> <td>11.43</td> <td>36.64</td> <td>0.00</td> <td>205</td> <td>0 AVERAGE</td> </tr> </tbody> </table>	Limit	Read	Ant	Cable	Preamp	Aux	APos	TPos	Remark	Freq	Level	Line	Margin	Level	Factor	Loss	Factor	Factor	MHz	dBuV/m	dBuV/m	dB	dBuV	dB/m	dB	dB	cm	deg	1 5955.00	96.22	-----	-----	86.28	35.15	11.43	36.64	0.00	205	0 AVERAGE
Limit	Read	Ant	Cable	Preamp	Aux	APos	TPos	Remark																																																																								
Freq	Level	Line	Margin	Level	Factor	Loss	Factor	Factor																																																																								
MHz	dBuV/m	dBuV/m	dB	dBuV	dB/m	dB	dB	cm	deg																																																																							
1 5914.44	39.80	68.20	-28.40	29.88	35.11	11.39	36.58	0.00	205	0 AVERAGE																																																																						
Limit	Read	Ant	Cable	Preamp	Aux	APos	TPos	Remark																																																																								
Freq	Level	Line	Margin	Level	Factor	Loss	Factor	Factor																																																																								
MHz	dBuV/m	dBuV/m	dB	dBuV	dB/m	dB	dB	cm	deg																																																																							
1 5955.00	96.22	-----	-----	86.28	35.15	11.43	36.64	0.00	205	0 AVERAGE																																																																						

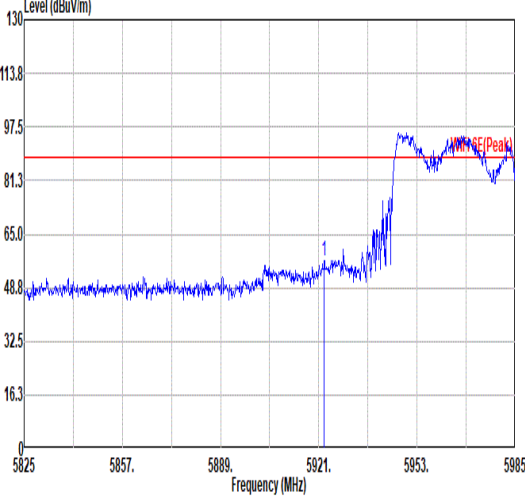
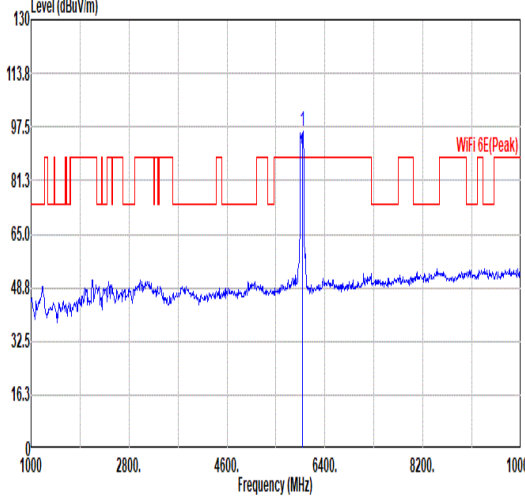
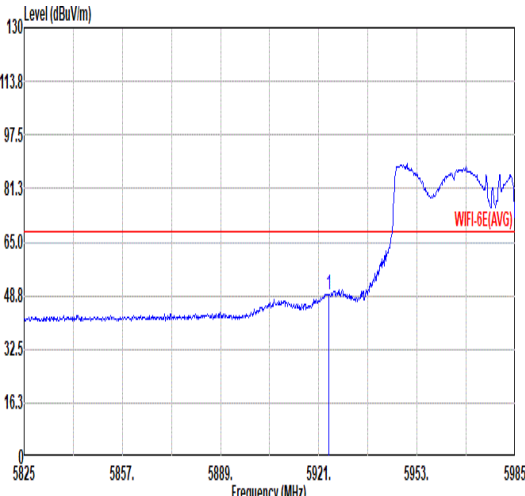
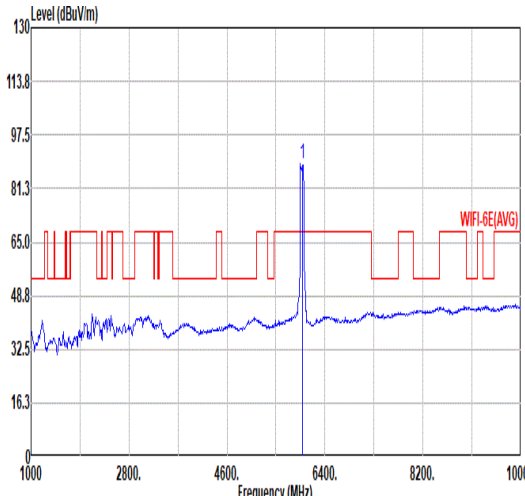


		114																																																																														
Mode	Band Edge																																																																															
	U-NII-8_6.875-7.125_802.11be EHT20_CH229_Small RU106+26_7095MHz																																																																															
ANT	CDD 1+2																																																																															
Pol.	Horizontal	Fundamental																																																																														
Peak	<p>Level (dBuV/m) vs Frequency (MHz) plot for Horizontal polarization. The plot shows a peak at approximately 7100 MHz. A red horizontal line indicates the 'Wifi 6E(Peak)' limit at 81.3 dBuV/m. The blue trace shows the measured signal level.</p> <table border="1"> <thead> <tr> <th>Limit</th> <th>Read</th> <th>Ant</th> <th>Cable</th> <th>Preamp</th> <th>Aux</th> <th>APos</th> <th>TPos</th> </tr> <tr> <th>Freq</th> <th>Level</th> <th>Line Margin</th> <th>Level Factor</th> <th>Loss Factor</th> <th>Factor</th> <th>Factor</th> <th>Remark</th> </tr> <tr> <th>MHz</th> <th>dBuV/m</th> <th>dBuV/m</th> <th>dB</th> <th>dBuV</th> <th>dB/m</th> <th>dB</th> <th>dB</th> <th>cm</th> <th>deg</th> </tr> </thead> <tbody> <tr> <td>1</td> <td>7167.40</td> <td>52.80</td> <td>88.20</td> <td>-35.40</td> <td>41.31</td> <td>35.70</td> <td>12.60</td> <td>36.89</td> <td>0.00</td> <td>300</td> <td>245</td> <td>PEAK</td> </tr> </tbody> </table>	Limit	Read	Ant	Cable	Preamp	Aux	APos	TPos	Freq	Level	Line Margin	Level Factor	Loss Factor	Factor	Factor	Remark	MHz	dBuV/m	dBuV/m	dB	dBuV	dB/m	dB	dB	cm	deg	1	7167.40	52.80	88.20	-35.40	41.31	35.70	12.60	36.89	0.00	300	245	PEAK	<p>Level (dBuV/m) vs Frequency (MHz) plot for Fundamental polarization. The plot shows a peak at approximately 7100 MHz. A red horizontal line indicates the 'Wifi 6E(Peak)' limit at 81.3 dBuV/m. The blue trace shows the measured signal level.</p> <table border="1"> <thead> <tr> <th>Limit</th> <th>Read</th> <th>Ant</th> <th>Cable</th> <th>Preamp</th> <th>Aux</th> <th>APos</th> <th>TPos</th> </tr> <tr> <th>Freq</th> <th>Level</th> <th>Line Margin</th> <th>Level Factor</th> <th>Loss Factor</th> <th>Factor</th> <th>Factor</th> <th>Remark</th> </tr> <tr> <th>MHz</th> <th>dBuV/m</th> <th>dBuV/m</th> <th>dB</th> <th>dBuV</th> <th>dB/m</th> <th>dB</th> <th>dB</th> <th>cm</th> <th>deg</th> </tr> </thead> <tbody> <tr> <td>1</td> <td>7095.00</td> <td>94.88</td> <td>-----</td> <td>-----</td> <td>83.61</td> <td>35.70</td> <td>12.59</td> <td>37.02</td> <td>0.00</td> <td>300</td> <td>245</td> <td>PEAK</td> </tr> </tbody> </table>	Limit	Read	Ant	Cable	Preamp	Aux	APos	TPos	Freq	Level	Line Margin	Level Factor	Loss Factor	Factor	Factor	Remark	MHz	dBuV/m	dBuV/m	dB	dBuV	dB/m	dB	dB	cm	deg	1	7095.00	94.88	-----	-----	83.61	35.70	12.59	37.02	0.00	300	245	PEAK
	Limit	Read	Ant	Cable	Preamp	Aux	APos	TPos																																																																								
Freq	Level	Line Margin	Level Factor	Loss Factor	Factor	Factor	Remark																																																																									
MHz	dBuV/m	dBuV/m	dB	dBuV	dB/m	dB	dB	cm	deg																																																																							
1	7167.40	52.80	88.20	-35.40	41.31	35.70	12.60	36.89	0.00	300	245	PEAK																																																																				
Limit	Read	Ant	Cable	Preamp	Aux	APos	TPos																																																																									
Freq	Level	Line Margin	Level Factor	Loss Factor	Factor	Factor	Remark																																																																									
MHz	dBuV/m	dBuV/m	dB	dBuV	dB/m	dB	dB	cm	deg																																																																							
1	7095.00	94.88	-----	-----	83.61	35.70	12.59	37.02	0.00	300	245	PEAK																																																																				
Avg	<p>Level (dBuV/m) vs Frequency (MHz) plot for Horizontal polarization. The plot shows an average level at approximately 7100 MHz. A red horizontal line indicates the 'WIFI-6E(AVG)' limit at 65.0 dBuV/m. The blue trace shows the measured signal level.</p> <table border="1"> <thead> <tr> <th>Limit</th> <th>Read</th> <th>Ant</th> <th>Cable</th> <th>Preamp</th> <th>Aux</th> <th>APos</th> <th>TPos</th> </tr> <tr> <th>Freq</th> <th>Level</th> <th>Line Margin</th> <th>Level Factor</th> <th>Loss Factor</th> <th>Factor</th> <th>Factor</th> <th>Remark</th> </tr> <tr> <th>MHz</th> <th>dBuV/m</th> <th>dBuV/m</th> <th>dB</th> <th>dBuV</th> <th>dB/m</th> <th>dB</th> <th>dB</th> <th>cm</th> <th>deg</th> </tr> </thead> <tbody> <tr> <td>1</td> <td>7198.44</td> <td>40.44</td> <td>68.20</td> <td>-27.76</td> <td>28.80</td> <td>35.70</td> <td>12.71</td> <td>36.77</td> <td>0.00</td> <td>300</td> <td>245</td> <td>AVERAGE</td> </tr> </tbody> </table>	Limit	Read	Ant	Cable	Preamp	Aux	APos	TPos	Freq	Level	Line Margin	Level Factor	Loss Factor	Factor	Factor	Remark	MHz	dBuV/m	dBuV/m	dB	dBuV	dB/m	dB	dB	cm	deg	1	7198.44	40.44	68.20	-27.76	28.80	35.70	12.71	36.77	0.00	300	245	AVERAGE	<p>Level (dBuV/m) vs Frequency (MHz) plot for Fundamental polarization. The plot shows an average level at approximately 7100 MHz. A red horizontal line indicates the 'WIFI-6E(AVG)' limit at 65.0 dBuV/m. The blue trace shows the measured signal level.</p> <table border="1"> <thead> <tr> <th>Limit</th> <th>Read</th> <th>Ant</th> <th>Cable</th> <th>Preamp</th> <th>Aux</th> <th>APos</th> <th>TPos</th> </tr> <tr> <th>Freq</th> <th>Level</th> <th>Line Margin</th> <th>Level Factor</th> <th>Loss Factor</th> <th>Factor</th> <th>Factor</th> <th>Remark</th> </tr> <tr> <th>MHz</th> <th>dBuV/m</th> <th>dBuV/m</th> <th>dB</th> <th>dBuV</th> <th>dB/m</th> <th>dB</th> <th>dB</th> <th>cm</th> <th>deg</th> </tr> </thead> <tbody> <tr> <td>1</td> <td>7095.00</td> <td>84.65</td> <td>-----</td> <td>-----</td> <td>73.38</td> <td>35.70</td> <td>12.59</td> <td>37.02</td> <td>0.00</td> <td>300</td> <td>245</td> <td>AVERAGE</td> </tr> </tbody> </table>	Limit	Read	Ant	Cable	Preamp	Aux	APos	TPos	Freq	Level	Line Margin	Level Factor	Loss Factor	Factor	Factor	Remark	MHz	dBuV/m	dBuV/m	dB	dBuV	dB/m	dB	dB	cm	deg	1	7095.00	84.65	-----	-----	73.38	35.70	12.59	37.02	0.00	300	245	AVERAGE
Limit	Read	Ant	Cable	Preamp	Aux	APos	TPos																																																																									
Freq	Level	Line Margin	Level Factor	Loss Factor	Factor	Factor	Remark																																																																									
MHz	dBuV/m	dBuV/m	dB	dBuV	dB/m	dB	dB	cm	deg																																																																							
1	7198.44	40.44	68.20	-27.76	28.80	35.70	12.71	36.77	0.00	300	245	AVERAGE																																																																				
Limit	Read	Ant	Cable	Preamp	Aux	APos	TPos																																																																									
Freq	Level	Line Margin	Level Factor	Loss Factor	Factor	Factor	Remark																																																																									
MHz	dBuV/m	dBuV/m	dB	dBuV	dB/m	dB	dB	cm	deg																																																																							
1	7095.00	84.65	-----	-----	73.38	35.70	12.59	37.02	0.00	300	245	AVERAGE																																																																				



		114																																																																												
Mode	Band Edge																																																																													
	U-NII-8_6.875-7.125_802.11be EHT20_CH229_Small RU106+26_7095MHz																																																																													
ANT	CDD 1+2																																																																													
Pol.	Vertical	Fundamental																																																																												
Peak	<table border="1"> <thead> <tr> <th>Limit</th> <th>Read</th> <th>Ant</th> <th>Cable</th> <th>Preamp</th> <th>Aux</th> <th>APos</th> <th>TPos</th> </tr> <tr> <th>Freq</th> <th>Level</th> <th>Line Margin</th> <th>Level Factor</th> <th>Loss Factor</th> <th>Factor</th> <th></th> <th>Remark</th> </tr> <tr> <th>MHz</th> <th>dBuV/m</th> <th>dBuV/m</th> <th>dB</th> <th>dBuV</th> <th>dB/m</th> <th>dB</th> <th>dB</th> <th>cm</th> <th>deg</th> </tr> </thead> <tbody> <tr> <td>1</td> <td>7188.84</td> <td>51.92</td> <td>88.20</td> <td>-36.28</td> <td>40.33</td> <td>35.70</td> <td>12.70</td> <td>36.81</td> <td>0.00</td> <td>275</td> <td>74 PEAK</td> </tr> </tbody> </table>	Limit	Read	Ant	Cable	Preamp	Aux	APos	TPos	Freq	Level	Line Margin	Level Factor	Loss Factor	Factor		Remark	MHz	dBuV/m	dBuV/m	dB	dBuV	dB/m	dB	dB	cm	deg	1	7188.84	51.92	88.20	-36.28	40.33	35.70	12.70	36.81	0.00	275	74 PEAK	<table border="1"> <thead> <tr> <th>Limit</th> <th>Read</th> <th>Ant</th> <th>Cable</th> <th>Preamp</th> <th>Aux</th> <th>APos</th> <th>TPos</th> </tr> <tr> <th>Freq</th> <th>Level</th> <th>Line Margin</th> <th>Level Factor</th> <th>Loss Factor</th> <th>Factor</th> <th></th> <th>Remark</th> </tr> <tr> <th>MHz</th> <th>dBuV/m</th> <th>dBuV/m</th> <th>dB</th> <th>dBuV</th> <th>dB/m</th> <th>dB</th> <th>dB</th> <th>cm</th> <th>deg</th> </tr> </thead> <tbody> <tr> <td>1</td> <td>7095.00</td> <td>103.07</td> <td>-----</td> <td>-----</td> <td>91.80</td> <td>35.70</td> <td>12.59</td> <td>37.02</td> <td>0.00</td> <td>275</td> <td>74 PEAK</td> </tr> </tbody> </table>	Limit	Read	Ant	Cable	Preamp	Aux	APos	TPos	Freq	Level	Line Margin	Level Factor	Loss Factor	Factor		Remark	MHz	dBuV/m	dBuV/m	dB	dBuV	dB/m	dB	dB	cm	deg	1	7095.00	103.07	-----	-----	91.80	35.70	12.59	37.02	0.00	275	74 PEAK
	Limit	Read	Ant	Cable	Preamp	Aux	APos	TPos																																																																						
Freq	Level	Line Margin	Level Factor	Loss Factor	Factor		Remark																																																																							
MHz	dBuV/m	dBuV/m	dB	dBuV	dB/m	dB	dB	cm	deg																																																																					
1	7188.84	51.92	88.20	-36.28	40.33	35.70	12.70	36.81	0.00	275	74 PEAK																																																																			
Limit	Read	Ant	Cable	Preamp	Aux	APos	TPos																																																																							
Freq	Level	Line Margin	Level Factor	Loss Factor	Factor		Remark																																																																							
MHz	dBuV/m	dBuV/m	dB	dBuV	dB/m	dB	dB	cm	deg																																																																					
1	7095.00	103.07	-----	-----	91.80	35.70	12.59	37.02	0.00	275	74 PEAK																																																																			
Avg	<table border="1"> <thead> <tr> <th>Limit</th> <th>Read</th> <th>Ant</th> <th>Cable</th> <th>Preamp</th> <th>Aux</th> <th>APos</th> <th>TPos</th> </tr> <tr> <th>Freq</th> <th>Level</th> <th>Line Margin</th> <th>Level Factor</th> <th>Loss Factor</th> <th>Factor</th> <th></th> <th>Remark</th> </tr> <tr> <th>MHz</th> <th>dBuV/m</th> <th>dBuV/m</th> <th>dB</th> <th>dBuV</th> <th>dB/m</th> <th>dB</th> <th>dB</th> <th>cm</th> <th>deg</th> </tr> </thead> <tbody> <tr> <td>1</td> <td>7205.00</td> <td>40.42</td> <td>68.20</td> <td>-27.78</td> <td>28.78</td> <td>35.70</td> <td>12.71</td> <td>36.77</td> <td>0.00</td> <td>275</td> <td>74 AVERAGE</td> </tr> </tbody> </table>	Limit	Read	Ant	Cable	Preamp	Aux	APos	TPos	Freq	Level	Line Margin	Level Factor	Loss Factor	Factor		Remark	MHz	dBuV/m	dBuV/m	dB	dBuV	dB/m	dB	dB	cm	deg	1	7205.00	40.42	68.20	-27.78	28.78	35.70	12.71	36.77	0.00	275	74 AVERAGE	<table border="1"> <thead> <tr> <th>Limit</th> <th>Read</th> <th>Ant</th> <th>Cable</th> <th>Preamp</th> <th>Aux</th> <th>APos</th> <th>TPos</th> </tr> <tr> <th>Freq</th> <th>Level</th> <th>Line Margin</th> <th>Level Factor</th> <th>Loss Factor</th> <th>Factor</th> <th></th> <th>Remark</th> </tr> <tr> <th>MHz</th> <th>dBuV/m</th> <th>dBuV/m</th> <th>dB</th> <th>dBuV</th> <th>dB/m</th> <th>dB</th> <th>dB</th> <th>cm</th> <th>deg</th> </tr> </thead> <tbody> <tr> <td>1</td> <td>7095.00</td> <td>92.89</td> <td>-----</td> <td>-----</td> <td>81.62</td> <td>35.70</td> <td>12.59</td> <td>37.02</td> <td>0.00</td> <td>275</td> <td>74 AVERAGE</td> </tr> </tbody> </table>	Limit	Read	Ant	Cable	Preamp	Aux	APos	TPos	Freq	Level	Line Margin	Level Factor	Loss Factor	Factor		Remark	MHz	dBuV/m	dBuV/m	dB	dBuV	dB/m	dB	dB	cm	deg	1	7095.00	92.89	-----	-----	81.62	35.70	12.59	37.02	0.00	275	74 AVERAGE
Limit	Read	Ant	Cable	Preamp	Aux	APos	TPos																																																																							
Freq	Level	Line Margin	Level Factor	Loss Factor	Factor		Remark																																																																							
MHz	dBuV/m	dBuV/m	dB	dBuV	dB/m	dB	dB	cm	deg																																																																					
1	7205.00	40.42	68.20	-27.78	28.78	35.70	12.71	36.77	0.00	275	74 AVERAGE																																																																			
Limit	Read	Ant	Cable	Preamp	Aux	APos	TPos																																																																							
Freq	Level	Line Margin	Level Factor	Loss Factor	Factor		Remark																																																																							
MHz	dBuV/m	dBuV/m	dB	dBuV	dB/m	dB	dB	cm	deg																																																																					
1	7095.00	92.89	-----	-----	81.62	35.70	12.59	37.02	0.00	275	74 AVERAGE																																																																			

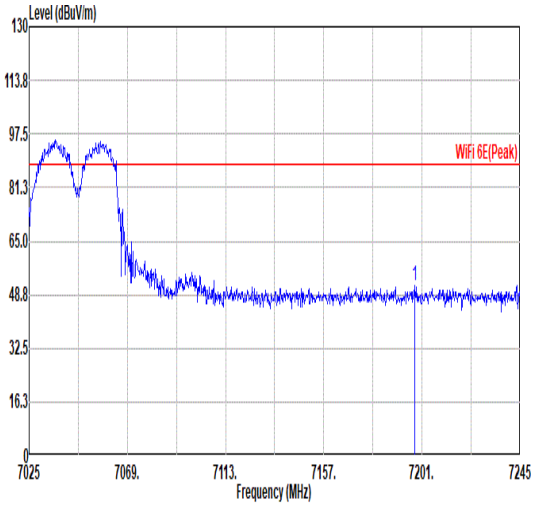
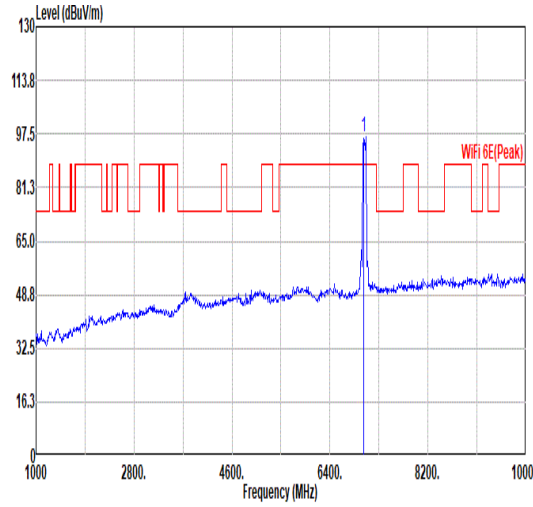
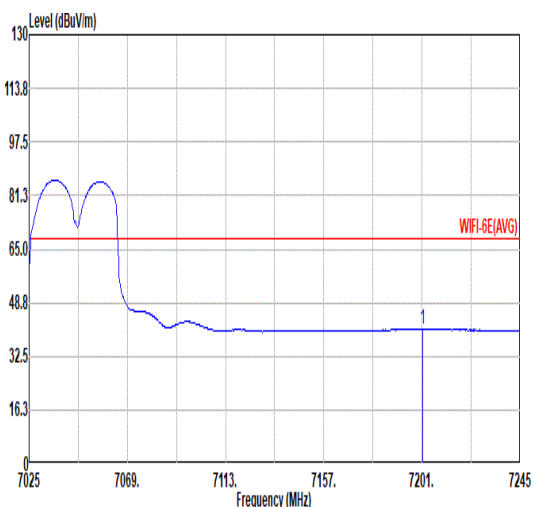
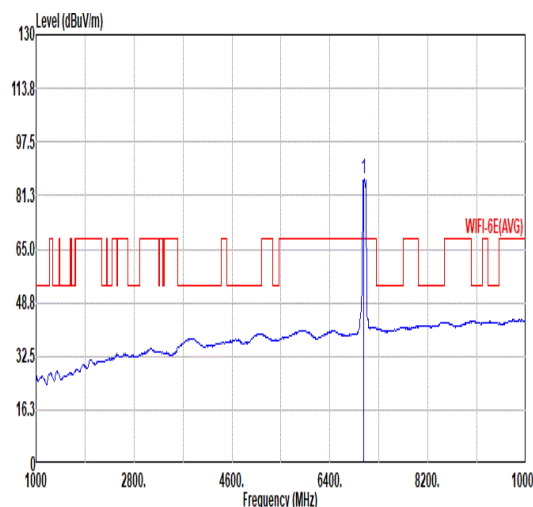


		115																																																																																						
Mode		Band Edge																																																																																						
		U-NII-5_5.925-6.425_802.11be EHT80_CH7_Puncturing 20M ④_5985MHz																																																																																						
ANT		CDD 1+2																																																																																						
Pol.		Horizontal					Fundamental																																																																																	
Peak	 <p>Level (dBuV/m)</p> <p>Frequency (MHz)</p> <p>WIFI-6E(Peak)</p> <table border="1"> <thead> <tr> <th>Limit</th> <th>Read</th> <th>Ant</th> <th>Cable</th> <th>Preamp</th> <th>Aux</th> <th>APos</th> <th>TPos</th> <th colspan="2">Remark</th> </tr> <tr> <th>Freq</th> <th>Level</th> <th>Line Margin</th> <th>Level Factor</th> <th>Loss Factor</th> <th>Factor</th> <th></th> <th></th> <th>cm</th> <th>deg</th> </tr> <tr> <th>MHz</th> <th>dBuV/m</th> <th>dBuV/m</th> <th>dB</th> <th>dBuV</th> <th>dB/m</th> <th>dB</th> <th>dB</th> <th>cm</th> <th>deg</th> </tr> </thead> <tbody> <tr> <td>1</td> <td>5922.76</td> <td>56.97</td> <td>88.20</td> <td>-31.23</td> <td>47.05</td> <td>35.12</td> <td>11.40</td> <td>36.60</td> <td>0.00</td> <td>100</td> <td>67</td> <td>PEAK</td> </tr> </tbody> </table>	Limit	Read	Ant	Cable	Preamp	Aux	APos	TPos	Remark		Freq	Level	Line Margin	Level Factor	Loss Factor	Factor			cm	deg	MHz	dBuV/m	dBuV/m	dB	dBuV	dB/m	dB	dB	cm	deg	1	5922.76	56.97	88.20	-31.23	47.05	35.12	11.40	36.60	0.00	100	67	PEAK	 <p>Level (dBuV/m)</p> <p>Frequency (MHz)</p> <p>WIFI-6E(Peak)</p> <table border="1"> <thead> <tr> <th>Limit</th> <th>Read</th> <th>Ant</th> <th>Cable</th> <th>Preamp</th> <th>Aux</th> <th>APos</th> <th>TPos</th> <th colspan="2">Remark</th> </tr> <tr> <th>Freq</th> <th>Level</th> <th>Line Margin</th> <th>Level Factor</th> <th>Loss Factor</th> <th>Factor</th> <th></th> <th></th> <th>cm</th> <th>deg</th> </tr> <tr> <th>MHz</th> <th>dBuV/m</th> <th>dBuV/m</th> <th>dB</th> <th>dBuV</th> <th>dB/m</th> <th>dB</th> <th>dB</th> <th>cm</th> <th>deg</th> </tr> </thead> <tbody> <tr> <td>1</td> <td>5985.00</td> <td>95.96</td> <td>-----</td> <td>-----</td> <td>86.09</td> <td>35.19</td> <td>11.47</td> <td>36.79</td> <td>0.00</td> <td>100</td> <td>67</td> <td>PEAK</td> </tr> </tbody> </table>	Limit	Read	Ant	Cable	Preamp	Aux	APos	TPos	Remark		Freq	Level	Line Margin	Level Factor	Loss Factor	Factor			cm	deg	MHz	dBuV/m	dBuV/m	dB	dBuV	dB/m	dB	dB	cm	deg	1	5985.00	95.96	-----	-----	86.09	35.19	11.47	36.79	0.00	100	67	PEAK
	Limit	Read	Ant	Cable	Preamp	Aux	APos	TPos	Remark																																																																															
Freq	Level	Line Margin	Level Factor	Loss Factor	Factor			cm	deg																																																																															
MHz	dBuV/m	dBuV/m	dB	dBuV	dB/m	dB	dB	cm	deg																																																																															
1	5922.76	56.97	88.20	-31.23	47.05	35.12	11.40	36.60	0.00	100	67	PEAK																																																																												
Limit	Read	Ant	Cable	Preamp	Aux	APos	TPos	Remark																																																																																
Freq	Level	Line Margin	Level Factor	Loss Factor	Factor			cm	deg																																																																															
MHz	dBuV/m	dBuV/m	dB	dBuV	dB/m	dB	dB	cm	deg																																																																															
1	5985.00	95.96	-----	-----	86.09	35.19	11.47	36.79	0.00	100	67	PEAK																																																																												
Avg	 <p>Level (dBuV/m)</p> <p>Frequency (MHz)</p> <p>WIFI-6E(AVG)</p> <table border="1"> <thead> <tr> <th>Limit</th> <th>Read</th> <th>Ant</th> <th>Cable</th> <th>Preamp</th> <th>Aux</th> <th>APos</th> <th>TPos</th> <th colspan="2">Remark</th> </tr> <tr> <th>Freq</th> <th>Level</th> <th>Line Margin</th> <th>Level Factor</th> <th>Loss Factor</th> <th>Factor</th> <th></th> <th></th> <th>cm</th> <th>deg</th> </tr> <tr> <th>MHz</th> <th>dBuV/m</th> <th>dBuV/m</th> <th>dB</th> <th>dBuV</th> <th>dB/m</th> <th>dB</th> <th>dB</th> <th>cm</th> <th>deg</th> </tr> </thead> <tbody> <tr> <td>1</td> <td>5924.36</td> <td>49.27</td> <td>68.20</td> <td>-18.93</td> <td>39.35</td> <td>35.12</td> <td>11.40</td> <td>36.60</td> <td>0.00</td> <td>100</td> <td>67</td> <td>AVERAGE</td> </tr> </tbody> </table>	Limit	Read	Ant	Cable	Preamp	Aux	APos	TPos	Remark		Freq	Level	Line Margin	Level Factor	Loss Factor	Factor			cm	deg	MHz	dBuV/m	dBuV/m	dB	dBuV	dB/m	dB	dB	cm	deg	1	5924.36	49.27	68.20	-18.93	39.35	35.12	11.40	36.60	0.00	100	67	AVERAGE	 <p>Level (dBuV/m)</p> <p>Frequency (MHz)</p> <p>WIFI-6E(AVG)</p> <table border="1"> <thead> <tr> <th>Limit</th> <th>Read</th> <th>Ant</th> <th>Cable</th> <th>Preamp</th> <th>Aux</th> <th>APos</th> <th>TPos</th> <th colspan="2">Remark</th> </tr> <tr> <th>Freq</th> <th>Level</th> <th>Line Margin</th> <th>Level Factor</th> <th>Loss Factor</th> <th>Factor</th> <th></th> <th></th> <th>cm</th> <th>deg</th> </tr> <tr> <th>MHz</th> <th>dBuV/m</th> <th>dBuV/m</th> <th>dB</th> <th>dBuV</th> <th>dB/m</th> <th>dB</th> <th>dB</th> <th>cm</th> <th>deg</th> </tr> </thead> <tbody> <tr> <td>1</td> <td>5985.00</td> <td>88.61</td> <td>-----</td> <td>-----</td> <td>78.67</td> <td>35.15</td> <td>11.43</td> <td>36.64</td> <td>0.00</td> <td>100</td> <td>67</td> <td>AVERAGE</td> </tr> </tbody> </table>	Limit	Read	Ant	Cable	Preamp	Aux	APos	TPos	Remark		Freq	Level	Line Margin	Level Factor	Loss Factor	Factor			cm	deg	MHz	dBuV/m	dBuV/m	dB	dBuV	dB/m	dB	dB	cm	deg	1	5985.00	88.61	-----	-----	78.67	35.15	11.43	36.64	0.00	100	67	AVERAGE
Limit	Read	Ant	Cable	Preamp	Aux	APos	TPos	Remark																																																																																
Freq	Level	Line Margin	Level Factor	Loss Factor	Factor			cm	deg																																																																															
MHz	dBuV/m	dBuV/m	dB	dBuV	dB/m	dB	dB	cm	deg																																																																															
1	5924.36	49.27	68.20	-18.93	39.35	35.12	11.40	36.60	0.00	100	67	AVERAGE																																																																												
Limit	Read	Ant	Cable	Preamp	Aux	APos	TPos	Remark																																																																																
Freq	Level	Line Margin	Level Factor	Loss Factor	Factor			cm	deg																																																																															
MHz	dBuV/m	dBuV/m	dB	dBuV	dB/m	dB	dB	cm	deg																																																																															
1	5985.00	88.61	-----	-----	78.67	35.15	11.43	36.64	0.00	100	67	AVERAGE																																																																												



Mode	115																																																																																	
	Band Edge																																																																																	
	U-NII-5_5.925-6.425_802.11be EHT80_CH7_Puncturing 20M ④_5985MHz																																																																																	
ANT	CDD 1+2																																																																																	
Pol.	Vertical	Fundamental																																																																																
Peak	<table border="1"> <thead> <tr> <th>Limit</th> <th>Read</th> <th>Ant</th> <th>Cable</th> <th>Preamp</th> <th>Aux</th> <th>APos</th> <th>TPos</th> <th>Remark</th> </tr> <tr> <th>Freq</th> <th>Level</th> <th>Line Margin</th> <th>Level Factor</th> <th>Loss Factor</th> <th>Factor</th> <th></th> <th></th> <th></th> </tr> <tr> <th>MHz</th> <th>dBuV/m</th> <th>dBuV/m</th> <th>dB</th> <th>dBuV</th> <th>dB/m</th> <th>dB</th> <th>dB</th> <th>cm</th> <th>deg</th> </tr> </thead> <tbody> <tr> <td>1 5916.04</td> <td>63.00</td> <td>88.20</td> <td>-25.12</td> <td>53.16</td> <td>35.12</td> <td>11.39</td> <td>36.59</td> <td>0.00</td> <td>300</td> <td>288</td> <td>PEAK</td> </tr> </tbody> </table>	Limit	Read	Ant	Cable	Preamp	Aux	APos	TPos	Remark	Freq	Level	Line Margin	Level Factor	Loss Factor	Factor				MHz	dBuV/m	dBuV/m	dB	dBuV	dB/m	dB	dB	cm	deg	1 5916.04	63.00	88.20	-25.12	53.16	35.12	11.39	36.59	0.00	300	288	PEAK	<table border="1"> <thead> <tr> <th>Limit</th> <th>Read</th> <th>Ant</th> <th>Cable</th> <th>Preamp</th> <th>Aux</th> <th>APos</th> <th>TPos</th> <th>Remark</th> </tr> <tr> <th>Freq</th> <th>Level</th> <th>Line Margin</th> <th>Level Factor</th> <th>Loss Factor</th> <th>Factor</th> <th></th> <th></th> <th></th> </tr> <tr> <th>MHz</th> <th>dBuV/m</th> <th>dBuV/m</th> <th>dB</th> <th>dBuV</th> <th>dB/m</th> <th>dB</th> <th>dB</th> <th>cm</th> <th>deg</th> </tr> </thead> <tbody> <tr> <td>1 5950.00</td> <td>100.92</td> <td>-----</td> <td>-----</td> <td>90.98</td> <td>35.15</td> <td>11.43</td> <td>36.64</td> <td>0.00</td> <td>300</td> <td>288</td> <td>Peak</td> </tr> </tbody> </table>	Limit	Read	Ant	Cable	Preamp	Aux	APos	TPos	Remark	Freq	Level	Line Margin	Level Factor	Loss Factor	Factor				MHz	dBuV/m	dBuV/m	dB	dBuV	dB/m	dB	dB	cm	deg	1 5950.00	100.92	-----	-----	90.98	35.15	11.43	36.64	0.00	300	288	Peak
	Limit	Read	Ant	Cable	Preamp	Aux	APos	TPos	Remark																																																																									
Freq	Level	Line Margin	Level Factor	Loss Factor	Factor																																																																													
MHz	dBuV/m	dBuV/m	dB	dBuV	dB/m	dB	dB	cm	deg																																																																									
1 5916.04	63.00	88.20	-25.12	53.16	35.12	11.39	36.59	0.00	300	288	PEAK																																																																							
Limit	Read	Ant	Cable	Preamp	Aux	APos	TPos	Remark																																																																										
Freq	Level	Line Margin	Level Factor	Loss Factor	Factor																																																																													
MHz	dBuV/m	dBuV/m	dB	dBuV	dB/m	dB	dB	cm	deg																																																																									
1 5950.00	100.92	-----	-----	90.98	35.15	11.43	36.64	0.00	300	288	Peak																																																																							
Avg	<table border="1"> <thead> <tr> <th>Limit</th> <th>Read</th> <th>Ant</th> <th>Cable</th> <th>Preamp</th> <th>Aux</th> <th>APos</th> <th>TPos</th> <th>Remark</th> </tr> <tr> <th>Freq</th> <th>Level</th> <th>Line Margin</th> <th>Level Factor</th> <th>Loss Factor</th> <th>Factor</th> <th></th> <th></th> <th></th> </tr> <tr> <th>MHz</th> <th>dBuV/m</th> <th>dBuV/m</th> <th>dB</th> <th>dBuV</th> <th>dB/m</th> <th>dB</th> <th>dB</th> <th>cm</th> <th>deg</th> </tr> </thead> <tbody> <tr> <td>1 5916.04</td> <td>54.90</td> <td>68.20</td> <td>-13.30</td> <td>44.98</td> <td>35.12</td> <td>11.39</td> <td>36.59</td> <td>0.00</td> <td>300</td> <td>288</td> <td>AVERAGE</td> </tr> </tbody> </table>	Limit	Read	Ant	Cable	Preamp	Aux	APos	TPos	Remark	Freq	Level	Line Margin	Level Factor	Loss Factor	Factor				MHz	dBuV/m	dBuV/m	dB	dBuV	dB/m	dB	dB	cm	deg	1 5916.04	54.90	68.20	-13.30	44.98	35.12	11.39	36.59	0.00	300	288	AVERAGE	<table border="1"> <thead> <tr> <th>Limit</th> <th>Read</th> <th>Ant</th> <th>Cable</th> <th>Preamp</th> <th>Aux</th> <th>APos</th> <th>TPos</th> <th>Remark</th> </tr> <tr> <th>Freq</th> <th>Level</th> <th>Line Margin</th> <th>Level Factor</th> <th>Loss Factor</th> <th>Factor</th> <th></th> <th></th> <th></th> </tr> <tr> <th>MHz</th> <th>dBuV/m</th> <th>dBuV/m</th> <th>dB</th> <th>dBuV</th> <th>dB/m</th> <th>dB</th> <th>dB</th> <th>cm</th> <th>deg</th> </tr> </thead> <tbody> <tr> <td>1 5950.00</td> <td>92.66</td> <td>-----</td> <td>-----</td> <td>82.72</td> <td>35.15</td> <td>11.43</td> <td>36.64</td> <td>0.00</td> <td>300</td> <td>288</td> <td>Average</td> </tr> </tbody> </table>	Limit	Read	Ant	Cable	Preamp	Aux	APos	TPos	Remark	Freq	Level	Line Margin	Level Factor	Loss Factor	Factor				MHz	dBuV/m	dBuV/m	dB	dBuV	dB/m	dB	dB	cm	deg	1 5950.00	92.66	-----	-----	82.72	35.15	11.43	36.64	0.00	300	288	Average
Limit	Read	Ant	Cable	Preamp	Aux	APos	TPos	Remark																																																																										
Freq	Level	Line Margin	Level Factor	Loss Factor	Factor																																																																													
MHz	dBuV/m	dBuV/m	dB	dBuV	dB/m	dB	dB	cm	deg																																																																									
1 5916.04	54.90	68.20	-13.30	44.98	35.12	11.39	36.59	0.00	300	288	AVERAGE																																																																							
Limit	Read	Ant	Cable	Preamp	Aux	APos	TPos	Remark																																																																										
Freq	Level	Line Margin	Level Factor	Loss Factor	Factor																																																																													
MHz	dBuV/m	dBuV/m	dB	dBuV	dB/m	dB	dB	cm	deg																																																																									
1 5950.00	92.66	-----	-----	82.72	35.15	11.43	36.64	0.00	300	288	Average																																																																							



Mode	116																																																																																			
	Band Edge																																																																																			
	U-NII-8_6.875-7.125_802.11be EHT80_CH215_Puncturing 20M ①_7025MHz																																																																																			
ANT	CDD 1+2																																																																																			
Pol.	Horizontal	Fundamental																																																																																		
Peak	 <p>Level (dBuV/m)</p> <p>Frequency (MHz)</p> <p>WIFI-6E(Peak)</p> <table border="1"> <thead> <tr> <th>Limit</th> <th>Read</th> <th>Ant</th> <th>Cable</th> <th>Preamp</th> <th>Aux</th> <th>APos</th> <th>TPos</th> <th>Remark</th> </tr> <tr> <th>Freq</th> <th>Level</th> <th>Line Margin</th> <th>Level Factor</th> <th>Loss Factor</th> <th>Factor</th> <th>Factor</th> <th>Factor</th> <th></th> </tr> <tr> <th>MHz</th> <th>dBuV/m</th> <th>dBuV/m</th> <th>dB</th> <th>dBuV</th> <th>dB/m</th> <th>dB</th> <th>dB</th> <th>cm</th> <th>deg</th> </tr> </thead> <tbody> <tr> <td>1</td> <td>7197.70</td> <td>51.56</td> <td>88.20</td> <td>-36.64</td> <td>39.92</td> <td>35.70</td> <td>12.71</td> <td>36.77</td> <td>0.00</td> <td>290</td> <td>245</td> <td>PEAK</td> </tr> </tbody> </table>	Limit	Read	Ant	Cable	Preamp	Aux	APos	TPos	Remark	Freq	Level	Line Margin	Level Factor	Loss Factor	Factor	Factor	Factor		MHz	dBuV/m	dBuV/m	dB	dBuV	dB/m	dB	dB	cm	deg	1	7197.70	51.56	88.20	-36.64	39.92	35.70	12.71	36.77	0.00	290	245	PEAK	 <p>Level (dBuV/m)</p> <p>Frequency (MHz)</p> <p>WIFI-6E(Peak)</p> <table border="1"> <thead> <tr> <th>Limit</th> <th>Read</th> <th>Ant</th> <th>Cable</th> <th>Preamp</th> <th>Aux</th> <th>APos</th> <th>TPos</th> <th>Remark</th> </tr> <tr> <th>Freq</th> <th>Level</th> <th>Line Margin</th> <th>Level Factor</th> <th>Loss Factor</th> <th>Factor</th> <th>Factor</th> <th>Factor</th> <th></th> </tr> <tr> <th>MHz</th> <th>dBuV/m</th> <th>dBuV/m</th> <th>dB</th> <th>dBuV</th> <th>dB/m</th> <th>dB</th> <th>dB</th> <th>cm</th> <th>deg</th> </tr> </thead> <tbody> <tr> <td>1</td> <td>7025.00</td> <td>96.77</td> <td>-----</td> <td>-----</td> <td>85.66</td> <td>35.66</td> <td>12.53</td> <td>37.00</td> <td>0.00</td> <td>290</td> <td>245</td> <td>PEAK</td> </tr> </tbody> </table>	Limit	Read	Ant	Cable	Preamp	Aux	APos	TPos	Remark	Freq	Level	Line Margin	Level Factor	Loss Factor	Factor	Factor	Factor		MHz	dBuV/m	dBuV/m	dB	dBuV	dB/m	dB	dB	cm	deg	1	7025.00	96.77	-----	-----	85.66	35.66	12.53	37.00	0.00	290	245	PEAK
	Limit	Read	Ant	Cable	Preamp	Aux	APos	TPos	Remark																																																																											
Freq	Level	Line Margin	Level Factor	Loss Factor	Factor	Factor	Factor																																																																													
MHz	dBuV/m	dBuV/m	dB	dBuV	dB/m	dB	dB	cm	deg																																																																											
1	7197.70	51.56	88.20	-36.64	39.92	35.70	12.71	36.77	0.00	290	245	PEAK																																																																								
Limit	Read	Ant	Cable	Preamp	Aux	APos	TPos	Remark																																																																												
Freq	Level	Line Margin	Level Factor	Loss Factor	Factor	Factor	Factor																																																																													
MHz	dBuV/m	dBuV/m	dB	dBuV	dB/m	dB	dB	cm	deg																																																																											
1	7025.00	96.77	-----	-----	85.66	35.66	12.53	37.00	0.00	290	245	PEAK																																																																								
Avg	 <p>Level (dBuV/m)</p> <p>Frequency (MHz)</p> <p>WIFI-6E(AVG)</p> <table border="1"> <thead> <tr> <th>Limit</th> <th>Read</th> <th>Ant</th> <th>Cable</th> <th>Preamp</th> <th>Aux</th> <th>APos</th> <th>TPos</th> <th>Remark</th> </tr> <tr> <th>Freq</th> <th>Level</th> <th>Line Margin</th> <th>Level Factor</th> <th>Loss Factor</th> <th>Factor</th> <th>Factor</th> <th>Factor</th> <th></th> </tr> <tr> <th>MHz</th> <th>dBuV/m</th> <th>dBuV/m</th> <th>dB</th> <th>dBuV</th> <th>dB/m</th> <th>dB</th> <th>dB</th> <th>cm</th> <th>deg</th> </tr> </thead> <tbody> <tr> <td>1</td> <td>7201.44</td> <td>40.60</td> <td>68.20</td> <td>-27.60</td> <td>28.95</td> <td>35.70</td> <td>12.71</td> <td>36.76</td> <td>0.00</td> <td>290</td> <td>245</td> <td>AVERAGE</td> </tr> </tbody> </table>	Limit	Read	Ant	Cable	Preamp	Aux	APos	TPos	Remark	Freq	Level	Line Margin	Level Factor	Loss Factor	Factor	Factor	Factor		MHz	dBuV/m	dBuV/m	dB	dBuV	dB/m	dB	dB	cm	deg	1	7201.44	40.60	68.20	-27.60	28.95	35.70	12.71	36.76	0.00	290	245	AVERAGE	 <p>Level (dBuV/m)</p> <p>Frequency (MHz)</p> <p>WIFI-6E(AVG)</p> <table border="1"> <thead> <tr> <th>Limit</th> <th>Read</th> <th>Ant</th> <th>Cable</th> <th>Preamp</th> <th>Aux</th> <th>APos</th> <th>TPos</th> <th>Remark</th> </tr> <tr> <th>Freq</th> <th>Level</th> <th>Line Margin</th> <th>Level Factor</th> <th>Loss Factor</th> <th>Factor</th> <th>Factor</th> <th>Factor</th> <th></th> </tr> <tr> <th>MHz</th> <th>dBuV/m</th> <th>dBuV/m</th> <th>dB</th> <th>dBuV</th> <th>dB/m</th> <th>dB</th> <th>dB</th> <th>cm</th> <th>deg</th> </tr> </thead> <tbody> <tr> <td>1</td> <td>7025.00</td> <td>86.13</td> <td>-----</td> <td>-----</td> <td>75.07</td> <td>35.64</td> <td>12.51</td> <td>37.00</td> <td>0.00</td> <td>290</td> <td>245</td> <td>AVERAGE</td> </tr> </tbody> </table>	Limit	Read	Ant	Cable	Preamp	Aux	APos	TPos	Remark	Freq	Level	Line Margin	Level Factor	Loss Factor	Factor	Factor	Factor		MHz	dBuV/m	dBuV/m	dB	dBuV	dB/m	dB	dB	cm	deg	1	7025.00	86.13	-----	-----	75.07	35.64	12.51	37.00	0.00	290	245	AVERAGE
Limit	Read	Ant	Cable	Preamp	Aux	APos	TPos	Remark																																																																												
Freq	Level	Line Margin	Level Factor	Loss Factor	Factor	Factor	Factor																																																																													
MHz	dBuV/m	dBuV/m	dB	dBuV	dB/m	dB	dB	cm	deg																																																																											
1	7201.44	40.60	68.20	-27.60	28.95	35.70	12.71	36.76	0.00	290	245	AVERAGE																																																																								
Limit	Read	Ant	Cable	Preamp	Aux	APos	TPos	Remark																																																																												
Freq	Level	Line Margin	Level Factor	Loss Factor	Factor	Factor	Factor																																																																													
MHz	dBuV/m	dBuV/m	dB	dBuV	dB/m	dB	dB	cm	deg																																																																											
1	7025.00	86.13	-----	-----	75.07	35.64	12.51	37.00	0.00	290	245	AVERAGE																																																																								



Mode	116																																																																											
	Band Edge																																																																											
	U-NII-8_6.875-7.125_802.11be EHT80_CH215_Puncturing 20M ①_7025MHz																																																																											
ANT	CDD 1+2																																																																											
Pol.	Vertical	Fundamental																																																																										
Peak	<table border="1"> <thead> <tr> <th>Limit</th> <th>Read</th> <th>Ant</th> <th>Cable</th> <th>Preamp</th> <th>Aux</th> <th>APos</th> <th>TPos</th> </tr> <tr> <th>Freq</th> <th>Level</th> <th>Line</th> <th>Level</th> <th>Loss</th> <th>Factor</th> <th>Factor</th> <th>Remark</th> </tr> <tr> <th>MHz</th> <th>dBuV/m</th> <th>dBuV/m</th> <th>dB</th> <th>dBuV</th> <th>dB/m</th> <th>dB</th> <th>dB</th> </tr> </thead> <tbody> <tr> <td>1</td> <td>7134.34</td> <td>53.09</td> <td>88.20</td> <td>-35.11</td> <td>41.74</td> <td>35.70</td> <td>12.63</td> <td>36.98</td> <td>0.00</td> <td>290</td> <td>79</td> <td>PEAK</td> </tr> </tbody> </table>	Limit	Read	Ant	Cable	Preamp	Aux	APos	TPos	Freq	Level	Line	Level	Loss	Factor	Factor	Remark	MHz	dBuV/m	dBuV/m	dB	dBuV	dB/m	dB	dB	1	7134.34	53.09	88.20	-35.11	41.74	35.70	12.63	36.98	0.00	290	79	PEAK	<table border="1"> <thead> <tr> <th>Limit</th> <th>Read</th> <th>Ant</th> <th>Cable</th> <th>Preamp</th> <th>Aux</th> <th>APos</th> <th>TPos</th> </tr> <tr> <th>Freq</th> <th>Level</th> <th>Line</th> <th>Level</th> <th>Loss</th> <th>Factor</th> <th>Factor</th> <th>Remark</th> </tr> <tr> <th>MHz</th> <th>dBuV/m</th> <th>dBuV/m</th> <th>dB</th> <th>dBuV</th> <th>dB/m</th> <th>dB</th> <th>dB</th> </tr> </thead> <tbody> <tr> <td>1</td> <td>7025.00</td> <td>103.83</td> <td>-----</td> <td>-----</td> <td>92.81</td> <td>35.63</td> <td>12.49</td> <td>37.10</td> <td>0.00</td> <td>290</td> <td>79</td> <td>PEAK</td> </tr> </tbody> </table>	Limit	Read	Ant	Cable	Preamp	Aux	APos	TPos	Freq	Level	Line	Level	Loss	Factor	Factor	Remark	MHz	dBuV/m	dBuV/m	dB	dBuV	dB/m	dB	dB	1	7025.00	103.83	-----	-----	92.81	35.63	12.49	37.10	0.00	290	79	PEAK
	Limit	Read	Ant	Cable	Preamp	Aux	APos	TPos																																																																				
Freq	Level	Line	Level	Loss	Factor	Factor	Remark																																																																					
MHz	dBuV/m	dBuV/m	dB	dBuV	dB/m	dB	dB																																																																					
1	7134.34	53.09	88.20	-35.11	41.74	35.70	12.63	36.98	0.00	290	79	PEAK																																																																
Limit	Read	Ant	Cable	Preamp	Aux	APos	TPos																																																																					
Freq	Level	Line	Level	Loss	Factor	Factor	Remark																																																																					
MHz	dBuV/m	dBuV/m	dB	dBuV	dB/m	dB	dB																																																																					
1	7025.00	103.83	-----	-----	92.81	35.63	12.49	37.10	0.00	290	79	PEAK																																																																
Avg	<table border="1"> <thead> <tr> <th>Limit</th> <th>Read</th> <th>Ant</th> <th>Cable</th> <th>Preamp</th> <th>Aux</th> <th>APos</th> <th>TPos</th> </tr> <tr> <th>Freq</th> <th>Level</th> <th>Line</th> <th>Level</th> <th>Loss</th> <th>Factor</th> <th>Factor</th> <th>Remark</th> </tr> <tr> <th>MHz</th> <th>dBuV/m</th> <th>dBuV/m</th> <th>dB</th> <th>dBuV</th> <th>dB/m</th> <th>dB</th> <th>dB</th> </tr> </thead> <tbody> <tr> <td>1</td> <td>7131.92</td> <td>41.86</td> <td>68.20</td> <td>-26.34</td> <td>30.51</td> <td>35.70</td> <td>12.63</td> <td>36.98</td> <td>0.00</td> <td>290</td> <td>79</td> <td>AVERAGE</td> </tr> </tbody> </table>	Limit	Read	Ant	Cable	Preamp	Aux	APos	TPos	Freq	Level	Line	Level	Loss	Factor	Factor	Remark	MHz	dBuV/m	dBuV/m	dB	dBuV	dB/m	dB	dB	1	7131.92	41.86	68.20	-26.34	30.51	35.70	12.63	36.98	0.00	290	79	AVERAGE	<table border="1"> <thead> <tr> <th>Limit</th> <th>Read</th> <th>Ant</th> <th>Cable</th> <th>Preamp</th> <th>Aux</th> <th>APos</th> <th>TPos</th> </tr> <tr> <th>Freq</th> <th>Level</th> <th>Line</th> <th>Level</th> <th>Loss</th> <th>Factor</th> <th>Factor</th> <th>Remark</th> </tr> <tr> <th>MHz</th> <th>dBuV/m</th> <th>dBuV/m</th> <th>dB</th> <th>dBuV</th> <th>dB/m</th> <th>dB</th> <th>dB</th> </tr> </thead> <tbody> <tr> <td>1</td> <td>7025.00</td> <td>93.86</td> <td>-----</td> <td>-----</td> <td>82.89</td> <td>35.61</td> <td>12.47</td> <td>37.11</td> <td>0.00</td> <td>290</td> <td>79</td> <td>AVERAGE</td> </tr> </tbody> </table>	Limit	Read	Ant	Cable	Preamp	Aux	APos	TPos	Freq	Level	Line	Level	Loss	Factor	Factor	Remark	MHz	dBuV/m	dBuV/m	dB	dBuV	dB/m	dB	dB	1	7025.00	93.86	-----	-----	82.89	35.61	12.47	37.11	0.00	290	79	AVERAGE
Limit	Read	Ant	Cable	Preamp	Aux	APos	TPos																																																																					
Freq	Level	Line	Level	Loss	Factor	Factor	Remark																																																																					
MHz	dBuV/m	dBuV/m	dB	dBuV	dB/m	dB	dB																																																																					
1	7131.92	41.86	68.20	-26.34	30.51	35.70	12.63	36.98	0.00	290	79	AVERAGE																																																																
Limit	Read	Ant	Cable	Preamp	Aux	APos	TPos																																																																					
Freq	Level	Line	Level	Loss	Factor	Factor	Remark																																																																					
MHz	dBuV/m	dBuV/m	dB	dBuV	dB/m	dB	dB																																																																					
1	7025.00	93.86	-----	-----	82.89	35.61	12.47	37.11	0.00	290	79	AVERAGE																																																																



117																																						
Mode	Band Edge																																					
	U-NII-5_5.925-6.425_802.11be EHT160_CH15_Puncturing 40M ①_6025MHz																																					
ANT	CDD 1+2																																					
Pol.	Horizontal																																					
Peak	<table border="1"> <thead> <tr> <th>Limit</th> <th>Read</th> <th>Ant</th> <th>Cable</th> <th>Preamp</th> <th>Aux</th> <th>APos</th> <th>TPos</th> </tr> <tr> <th>Freq</th> <th>Level</th> <th>Line</th> <th>Margin</th> <th>Level</th> <th>Factor</th> <th>Loss</th> <th>Factor</th> </tr> <tr> <th>MHz</th> <th>dBuV/m</th> <th>dBuV/m</th> <th>dB</th> <th>dBuV</th> <th>dB/m</th> <th>dB</th> <th>dB</th> </tr> </thead> <tbody> <tr> <td>1</td> <td>5899.40</td> <td>56.44</td> <td>88.20</td> <td>-31.76</td> <td>46.52</td> <td>35.10</td> <td>11.38</td> <td>36.56</td> <td>0.00</td> <td>303</td> <td>206</td> <td>PEAK</td> </tr> </tbody> </table>	Limit	Read	Ant	Cable	Preamp	Aux	APos	TPos	Freq	Level	Line	Margin	Level	Factor	Loss	Factor	MHz	dBuV/m	dBuV/m	dB	dBuV	dB/m	dB	dB	1	5899.40	56.44	88.20	-31.76	46.52	35.10	11.38	36.56	0.00	303	206	PEAK
	Limit	Read	Ant	Cable	Preamp	Aux	APos	TPos																														
Freq	Level	Line	Margin	Level	Factor	Loss	Factor																															
MHz	dBuV/m	dBuV/m	dB	dBuV	dB/m	dB	dB																															
1	5899.40	56.44	88.20	-31.76	46.52	35.10	11.38	36.56	0.00	303	206	PEAK																										
<table border="1"> <thead> <tr> <th>Limit</th> <th>Read</th> <th>Ant</th> <th>Cable</th> <th>Preamp</th> <th>Aux</th> <th>APos</th> <th>TPos</th> </tr> <tr> <th>Freq</th> <th>Level</th> <th>Line</th> <th>Margin</th> <th>Level</th> <th>Factor</th> <th>Loss</th> <th>Factor</th> </tr> <tr> <th>MHz</th> <th>dBuV/m</th> <th>dBuV/m</th> <th>dB</th> <th>dBuV</th> <th>dB/m</th> <th>dB</th> <th>dB</th> </tr> </thead> <tbody> <tr> <td>1</td> <td>6025.00</td> <td>95.05</td> <td>-----</td> <td>-----</td> <td>85.13</td> <td>35.24</td> <td>11.49</td> <td>36.81</td> <td>0.00</td> <td>303</td> <td>206</td> <td>PEAK</td> </tr> </tbody> </table>	Limit	Read	Ant	Cable	Preamp	Aux	APos	TPos	Freq	Level	Line	Margin	Level	Factor	Loss	Factor	MHz	dBuV/m	dBuV/m	dB	dBuV	dB/m	dB	dB	1	6025.00	95.05	-----	-----	85.13	35.24	11.49	36.81	0.00	303	206	PEAK	
Limit	Read	Ant	Cable	Preamp	Aux	APos	TPos																															
Freq	Level	Line	Margin	Level	Factor	Loss	Factor																															
MHz	dBuV/m	dBuV/m	dB	dBuV	dB/m	dB	dB																															
1	6025.00	95.05	-----	-----	85.13	35.24	11.49	36.81	0.00	303	206	PEAK																										
Avg	<table border="1"> <thead> <tr> <th>Limit</th> <th>Read</th> <th>Ant</th> <th>Cable</th> <th>Preamp</th> <th>Aux</th> <th>APos</th> <th>TPos</th> </tr> <tr> <th>Freq</th> <th>Level</th> <th>Line</th> <th>Margin</th> <th>Level</th> <th>Factor</th> <th>Loss</th> <th>Factor</th> </tr> <tr> <th>MHz</th> <th>dBuV/m</th> <th>dBuV/m</th> <th>dB</th> <th>dBuV</th> <th>dB/m</th> <th>dB</th> <th>dB</th> </tr> </thead> <tbody> <tr> <td>1</td> <td>5903.80</td> <td>44.42</td> <td>68.20</td> <td>-23.78</td> <td>34.51</td> <td>35.10</td> <td>11.38</td> <td>36.57</td> <td>0.00</td> <td>303</td> <td>206</td> <td>AVERAGE</td> </tr> </tbody> </table>	Limit	Read	Ant	Cable	Preamp	Aux	APos	TPos	Freq	Level	Line	Margin	Level	Factor	Loss	Factor	MHz	dBuV/m	dBuV/m	dB	dBuV	dB/m	dB	dB	1	5903.80	44.42	68.20	-23.78	34.51	35.10	11.38	36.57	0.00	303	206	AVERAGE
Limit	Read	Ant	Cable	Preamp	Aux	APos	TPos																															
Freq	Level	Line	Margin	Level	Factor	Loss	Factor																															
MHz	dBuV/m	dBuV/m	dB	dBuV	dB/m	dB	dB																															
1	5903.80	44.42	68.20	-23.78	34.51	35.10	11.38	36.57	0.00	303	206	AVERAGE																										
<table border="1"> <thead> <tr> <th>Limit</th> <th>Read</th> <th>Ant</th> <th>Cable</th> <th>Preamp</th> <th>Aux</th> <th>APos</th> <th>TPos</th> </tr> <tr> <th>Freq</th> <th>Level</th> <th>Line</th> <th>Margin</th> <th>Level</th> <th>Factor</th> <th>Loss</th> <th>Factor</th> </tr> <tr> <th>MHz</th> <th>dBuV/m</th> <th>dBuV/m</th> <th>dB</th> <th>dBuV</th> <th>dB/m</th> <th>dB</th> <th>dB</th> </tr> </thead> <tbody> <tr> <td>1</td> <td>6025.00</td> <td>85.61</td> <td>-----</td> <td>-----</td> <td>75.69</td> <td>35.24</td> <td>11.49</td> <td>36.81</td> <td>0.00</td> <td>303</td> <td>206</td> <td>AVERAGE</td> </tr> </tbody> </table>	Limit	Read	Ant	Cable	Preamp	Aux	APos	TPos	Freq	Level	Line	Margin	Level	Factor	Loss	Factor	MHz	dBuV/m	dBuV/m	dB	dBuV	dB/m	dB	dB	1	6025.00	85.61	-----	-----	75.69	35.24	11.49	36.81	0.00	303	206	AVERAGE	
Limit	Read	Ant	Cable	Preamp	Aux	APos	TPos																															
Freq	Level	Line	Margin	Level	Factor	Loss	Factor																															
MHz	dBuV/m	dBuV/m	dB	dBuV	dB/m	dB	dB																															
1	6025.00	85.61	-----	-----	75.69	35.24	11.49	36.81	0.00	303	206	AVERAGE																										



		117																																																																														
Mode	Band Edge																																																																															
	U-NII-5_5.925-6.425_802.11be EHT160_CH15_Puncturing 40M ①_6025MHz																																																																															
ANT	CDD 1+2																																																																															
Pol.	Vertical	Fundamental																																																																														
Peak	<table border="1"> <thead> <tr> <th>Limit</th> <th>Read</th> <th>Ant</th> <th>Cable</th> <th>Preamp</th> <th>Aux</th> <th>APos</th> <th>TPos</th> </tr> <tr> <th>Freq</th> <th>Level</th> <th>Line Margin</th> <th>Level Factor</th> <th>Loss Factor</th> <th>Factor</th> <th></th> <th>Remark</th> </tr> <tr> <th>MHz</th> <th>dBuV/m</th> <th>dBuV/m</th> <th>dB</th> <th>dBuV</th> <th>dB/m</th> <th>dB</th> <th>dB</th> <th>cm</th> <th>deg</th> </tr> </thead> <tbody> <tr> <td>1</td> <td>5922.40</td> <td>65.14</td> <td>88.20</td> <td>-23.06</td> <td>55.22</td> <td>35.12</td> <td>11.40</td> <td>36.60</td> <td>0.00</td> <td>300</td> <td>288</td> <td>PEAK</td> </tr> </tbody> </table>	Limit	Read	Ant	Cable	Preamp	Aux	APos	TPos	Freq	Level	Line Margin	Level Factor	Loss Factor	Factor		Remark	MHz	dBuV/m	dBuV/m	dB	dBuV	dB/m	dB	dB	cm	deg	1	5922.40	65.14	88.20	-23.06	55.22	35.12	11.40	36.60	0.00	300	288	PEAK	<table border="1"> <thead> <tr> <th>Limit</th> <th>Read</th> <th>Ant</th> <th>Cable</th> <th>Preamp</th> <th>Aux</th> <th>APos</th> <th>TPos</th> </tr> <tr> <th>Freq</th> <th>Level</th> <th>Line Margin</th> <th>Level Factor</th> <th>Loss Factor</th> <th>Factor</th> <th></th> <th>Remark</th> </tr> <tr> <th>MHz</th> <th>dBuV/m</th> <th>dBuV/m</th> <th>dB</th> <th>dBuV</th> <th>dB/m</th> <th>dB</th> <th>dB</th> <th>cm</th> <th>deg</th> </tr> </thead> <tbody> <tr> <td>1</td> <td>6025.00</td> <td>101.93</td> <td>-----</td> <td>-----</td> <td>91.96</td> <td>35.28</td> <td>11.50</td> <td>36.81</td> <td>0.00</td> <td>300</td> <td>288</td> <td>PEAK</td> </tr> </tbody> </table>	Limit	Read	Ant	Cable	Preamp	Aux	APos	TPos	Freq	Level	Line Margin	Level Factor	Loss Factor	Factor		Remark	MHz	dBuV/m	dBuV/m	dB	dBuV	dB/m	dB	dB	cm	deg	1	6025.00	101.93	-----	-----	91.96	35.28	11.50	36.81	0.00	300	288	PEAK
	Limit	Read	Ant	Cable	Preamp	Aux	APos	TPos																																																																								
Freq	Level	Line Margin	Level Factor	Loss Factor	Factor		Remark																																																																									
MHz	dBuV/m	dBuV/m	dB	dBuV	dB/m	dB	dB	cm	deg																																																																							
1	5922.40	65.14	88.20	-23.06	55.22	35.12	11.40	36.60	0.00	300	288	PEAK																																																																				
Limit	Read	Ant	Cable	Preamp	Aux	APos	TPos																																																																									
Freq	Level	Line Margin	Level Factor	Loss Factor	Factor		Remark																																																																									
MHz	dBuV/m	dBuV/m	dB	dBuV	dB/m	dB	dB	cm	deg																																																																							
1	6025.00	101.93	-----	-----	91.96	35.28	11.50	36.81	0.00	300	288	PEAK																																																																				
Avg	<table border="1"> <thead> <tr> <th>Limit</th> <th>Read</th> <th>Ant</th> <th>Cable</th> <th>Preamp</th> <th>Aux</th> <th>APos</th> <th>TPos</th> </tr> <tr> <th>Freq</th> <th>Level</th> <th>Line Margin</th> <th>Level Factor</th> <th>Loss Factor</th> <th>Factor</th> <th></th> <th>Remark</th> </tr> <tr> <th>MHz</th> <th>dBuV/m</th> <th>dBuV/m</th> <th>dB</th> <th>dBuV</th> <th>dB/m</th> <th>dB</th> <th>dB</th> <th>cm</th> <th>deg</th> </tr> </thead> <tbody> <tr> <td>1</td> <td>5920.20</td> <td>52.06</td> <td>68.20</td> <td>-16.14</td> <td>42.13</td> <td>35.12</td> <td>11.40</td> <td>36.59</td> <td>0.00</td> <td>300</td> <td>288</td> <td>AVERAGE</td> </tr> </tbody> </table>	Limit	Read	Ant	Cable	Preamp	Aux	APos	TPos	Freq	Level	Line Margin	Level Factor	Loss Factor	Factor		Remark	MHz	dBuV/m	dBuV/m	dB	dBuV	dB/m	dB	dB	cm	deg	1	5920.20	52.06	68.20	-16.14	42.13	35.12	11.40	36.59	0.00	300	288	AVERAGE	<table border="1"> <thead> <tr> <th>Limit</th> <th>Read</th> <th>Ant</th> <th>Cable</th> <th>Preamp</th> <th>Aux</th> <th>APos</th> <th>TPos</th> </tr> <tr> <th>Freq</th> <th>Level</th> <th>Line Margin</th> <th>Level Factor</th> <th>Loss Factor</th> <th>Factor</th> <th></th> <th>Remark</th> </tr> <tr> <th>MHz</th> <th>dBuV/m</th> <th>dBuV/m</th> <th>dB</th> <th>dBuV</th> <th>dB/m</th> <th>dB</th> <th>dB</th> <th>cm</th> <th>deg</th> </tr> </thead> <tbody> <tr> <td>1</td> <td>6025.00</td> <td>90.94</td> <td>-----</td> <td>-----</td> <td>80.97</td> <td>35.28</td> <td>11.50</td> <td>36.81</td> <td>0.00</td> <td>300</td> <td>288</td> <td>AVERAGE</td> </tr> </tbody> </table>	Limit	Read	Ant	Cable	Preamp	Aux	APos	TPos	Freq	Level	Line Margin	Level Factor	Loss Factor	Factor		Remark	MHz	dBuV/m	dBuV/m	dB	dBuV	dB/m	dB	dB	cm	deg	1	6025.00	90.94	-----	-----	80.97	35.28	11.50	36.81	0.00	300	288	AVERAGE
	Limit	Read	Ant	Cable	Preamp	Aux	APos	TPos																																																																								
Freq	Level	Line Margin	Level Factor	Loss Factor	Factor		Remark																																																																									
MHz	dBuV/m	dBuV/m	dB	dBuV	dB/m	dB	dB	cm	deg																																																																							
1	5920.20	52.06	68.20	-16.14	42.13	35.12	11.40	36.59	0.00	300	288	AVERAGE																																																																				
Limit	Read	Ant	Cable	Preamp	Aux	APos	TPos																																																																									
Freq	Level	Line Margin	Level Factor	Loss Factor	Factor		Remark																																																																									
MHz	dBuV/m	dBuV/m	dB	dBuV	dB/m	dB	dB	cm	deg																																																																							
1	6025.00	90.94	-----	-----	80.97	35.28	11.50	36.81	0.00	300	288	AVERAGE																																																																				



		118																																																																																						
Mode	Band Edge																																																																																							
	U-NII-8_6.875-7.125_802.11be EHT160_CH207_Puncturing 40M ①_6985MHz																																																																																							
ANT	CDD 1+2																																																																																							
Pol.	Horizontal	Fundamental																																																																																						
Peak	<p>Level (dBuV/m) vs Frequency (MHz) plot for Horizontal polarization. The plot shows a blue signal line with a red horizontal limit line at 81.3 dBuV/m labeled 'Wifi 6E(Peak)'. The signal is within the limit across the frequency range.</p> <table border="1"> <thead> <tr> <th>Limit</th> <th>Read</th> <th>Ant</th> <th>Cable</th> <th>Preamp</th> <th>Aux</th> <th>APos</th> <th>TPos</th> <th colspan="2"></th> </tr> <tr> <th>Freq</th> <th>Level</th> <th>Line</th> <th>Margin</th> <th>Level</th> <th>Factor</th> <th>Loss</th> <th>Factor</th> <th>Factor</th> <th>Remark</th> </tr> <tr> <th>MHz</th> <th>dBuV/m</th> <th>dBuV/m</th> <th>dB</th> <th>dBuV</th> <th>dB/m</th> <th>dB</th> <th>dB</th> <th>dB</th> <th>cm</th> <th>deg</th> </tr> </thead> <tbody> <tr> <td>1</td> <td>7145.56</td> <td>51.24</td> <td>88.20</td> <td>-36.96</td> <td>39.85</td> <td>35.70</td> <td>12.65</td> <td>36.96</td> <td>0.00</td> <td>100</td> <td>59 PEAK</td> </tr> </tbody> </table>	Limit	Read	Ant	Cable	Preamp	Aux	APos	TPos			Freq	Level	Line	Margin	Level	Factor	Loss	Factor	Factor	Remark	MHz	dBuV/m	dBuV/m	dB	dBuV	dB/m	dB	dB	dB	cm	deg	1	7145.56	51.24	88.20	-36.96	39.85	35.70	12.65	36.96	0.00	100	59 PEAK	<p>Level (dBuV/m) vs Frequency (MHz) plot for Fundamental polarization. The plot shows a blue signal line with a red horizontal limit line at 81.3 dBuV/m labeled 'Wifi 6E(Peak)'. The signal is within the limit across the frequency range.</p> <table border="1"> <thead> <tr> <th>Limit</th> <th>Read</th> <th>Ant</th> <th>Cable</th> <th>Preamp</th> <th>Aux</th> <th>APos</th> <th>TPos</th> <th colspan="2"></th> </tr> <tr> <th>Freq</th> <th>Level</th> <th>Line</th> <th>Margin</th> <th>Level</th> <th>Factor</th> <th>Loss</th> <th>Factor</th> <th>Factor</th> <th>Remark</th> </tr> <tr> <th>MHz</th> <th>dBuV/m</th> <th>dBuV/m</th> <th>dB</th> <th>dBuV</th> <th>dB/m</th> <th>dB</th> <th>dB</th> <th>dB</th> <th>cm</th> <th>deg</th> </tr> </thead> <tbody> <tr> <td>1</td> <td>6985.00</td> <td>91.90</td> <td>-----</td> <td>-----</td> <td>80.95</td> <td>35.60</td> <td>12.41</td> <td>37.06</td> <td>0.00</td> <td>100</td> <td>59 PEAK</td> </tr> </tbody> </table>	Limit	Read	Ant	Cable	Preamp	Aux	APos	TPos			Freq	Level	Line	Margin	Level	Factor	Loss	Factor	Factor	Remark	MHz	dBuV/m	dBuV/m	dB	dBuV	dB/m	dB	dB	dB	cm	deg	1	6985.00	91.90	-----	-----	80.95	35.60	12.41	37.06	0.00	100	59 PEAK
	Limit	Read	Ant	Cable	Preamp	Aux	APos	TPos																																																																																
Freq	Level	Line	Margin	Level	Factor	Loss	Factor	Factor	Remark																																																																															
MHz	dBuV/m	dBuV/m	dB	dBuV	dB/m	dB	dB	dB	cm	deg																																																																														
1	7145.56	51.24	88.20	-36.96	39.85	35.70	12.65	36.96	0.00	100	59 PEAK																																																																													
Limit	Read	Ant	Cable	Preamp	Aux	APos	TPos																																																																																	
Freq	Level	Line	Margin	Level	Factor	Loss	Factor	Factor	Remark																																																																															
MHz	dBuV/m	dBuV/m	dB	dBuV	dB/m	dB	dB	dB	cm	deg																																																																														
1	6985.00	91.90	-----	-----	80.95	35.60	12.41	37.06	0.00	100	59 PEAK																																																																													
Avg	<p>Level (dBuV/m) vs Frequency (MHz) plot for Horizontal polarization. The plot shows a blue signal line with a red horizontal limit line at 65.0 dBuV/m labeled 'Wifi 6E(AVG)'. The signal is within the limit across the frequency range.</p> <table border="1"> <thead> <tr> <th>Limit</th> <th>Read</th> <th>Ant</th> <th>Cable</th> <th>Preamp</th> <th>Aux</th> <th>APos</th> <th>TPos</th> <th colspan="2"></th> </tr> <tr> <th>Freq</th> <th>Level</th> <th>Line</th> <th>Margin</th> <th>Level</th> <th>Factor</th> <th>Loss</th> <th>Factor</th> <th>Factor</th> <th>Remark</th> </tr> <tr> <th>MHz</th> <th>dBuV/m</th> <th>dBuV/m</th> <th>dB</th> <th>dBuV</th> <th>dB/m</th> <th>dB</th> <th>dB</th> <th>dB</th> <th>cm</th> <th>deg</th> </tr> </thead> <tbody> <tr> <td>1</td> <td>7200.76</td> <td>40.56</td> <td>68.20</td> <td>-27.64</td> <td>28.91</td> <td>35.70</td> <td>12.71</td> <td>36.76</td> <td>0.00</td> <td>100</td> <td>59 AVERAGE</td> </tr> </tbody> </table>	Limit	Read	Ant	Cable	Preamp	Aux	APos	TPos			Freq	Level	Line	Margin	Level	Factor	Loss	Factor	Factor	Remark	MHz	dBuV/m	dBuV/m	dB	dBuV	dB/m	dB	dB	dB	cm	deg	1	7200.76	40.56	68.20	-27.64	28.91	35.70	12.71	36.76	0.00	100	59 AVERAGE	<p>Level (dBuV/m) vs Frequency (MHz) plot for Fundamental polarization. The plot shows a blue signal line with a red horizontal limit line at 65.0 dBuV/m labeled 'Wifi 6E(AVG)'. The signal is within the limit across the frequency range.</p> <table border="1"> <thead> <tr> <th>Limit</th> <th>Read</th> <th>Ant</th> <th>Cable</th> <th>Preamp</th> <th>Aux</th> <th>APos</th> <th>TPos</th> <th colspan="2"></th> </tr> <tr> <th>Freq</th> <th>Level</th> <th>Line</th> <th>Margin</th> <th>Level</th> <th>Factor</th> <th>Loss</th> <th>Factor</th> <th>Factor</th> <th>Remark</th> </tr> <tr> <th>MHz</th> <th>dBuV/m</th> <th>dBuV/m</th> <th>dB</th> <th>dBuV</th> <th>dB/m</th> <th>dB</th> <th>dB</th> <th>dB</th> <th>cm</th> <th>deg</th> </tr> </thead> <tbody> <tr> <td>1</td> <td>6985.00</td> <td>81.93</td> <td>-----</td> <td>-----</td> <td>70.99</td> <td>35.60</td> <td>12.45</td> <td>37.11</td> <td>0.00</td> <td>100</td> <td>59 AVERAGE</td> </tr> </tbody> </table>	Limit	Read	Ant	Cable	Preamp	Aux	APos	TPos			Freq	Level	Line	Margin	Level	Factor	Loss	Factor	Factor	Remark	MHz	dBuV/m	dBuV/m	dB	dBuV	dB/m	dB	dB	dB	cm	deg	1	6985.00	81.93	-----	-----	70.99	35.60	12.45	37.11	0.00	100	59 AVERAGE
Limit	Read	Ant	Cable	Preamp	Aux	APos	TPos																																																																																	
Freq	Level	Line	Margin	Level	Factor	Loss	Factor	Factor	Remark																																																																															
MHz	dBuV/m	dBuV/m	dB	dBuV	dB/m	dB	dB	dB	cm	deg																																																																														
1	7200.76	40.56	68.20	-27.64	28.91	35.70	12.71	36.76	0.00	100	59 AVERAGE																																																																													
Limit	Read	Ant	Cable	Preamp	Aux	APos	TPos																																																																																	
Freq	Level	Line	Margin	Level	Factor	Loss	Factor	Factor	Remark																																																																															
MHz	dBuV/m	dBuV/m	dB	dBuV	dB/m	dB	dB	dB	cm	deg																																																																														
1	6985.00	81.93	-----	-----	70.99	35.60	12.45	37.11	0.00	100	59 AVERAGE																																																																													



Mode	118																																																																															
	Band Edge																																																																															
	U-NII-8_6.875-7.125_802.11be EHT160_CH207_Puncturing 40M ①_6985MHz																																																																															
ANT	CDD 1+2																																																																															
Pol.	Vertical	Fundamental																																																																														
Peak	<table border="1"> <thead> <tr> <th>Limit</th> <th>Read</th> <th>Ant</th> <th>Cable</th> <th>Preamp</th> <th>Aux</th> <th>APos</th> <th>TPos</th> <th>Remark</th> </tr> <tr> <th>Freq</th> <th>Level</th> <th>Line Margin</th> <th>Level Factor</th> <th>Loss Factor</th> <th>Factor</th> <th></th> <th></th> <th></th> </tr> <tr> <th>MHz</th> <th>dBuV/m</th> <th>dBuV/m</th> <th>dB</th> <th>dBuV</th> <th>dB/m</th> <th>dB</th> <th>dB</th> <th>cm</th> <th>deg</th> </tr> </thead> <tbody> <tr> <td>1 7139.00</td> <td>56.80</td> <td>88.20</td> <td>-31.40</td> <td>45.43</td> <td>35.70</td> <td>12.64</td> <td>36.97</td> <td>0.00</td> <td>292</td> <td>78 PEAK</td> </tr> </tbody> </table>	Limit	Read	Ant	Cable	Preamp	Aux	APos	TPos	Remark	Freq	Level	Line Margin	Level Factor	Loss Factor	Factor				MHz	dBuV/m	dBuV/m	dB	dBuV	dB/m	dB	dB	cm	deg	1 7139.00	56.80	88.20	-31.40	45.43	35.70	12.64	36.97	0.00	292	78 PEAK	<table border="1"> <thead> <tr> <th>Limit</th> <th>Read</th> <th>Ant</th> <th>Cable</th> <th>Preamp</th> <th>Aux</th> <th>APos</th> <th>TPos</th> <th>Remark</th> </tr> <tr> <th>Freq</th> <th>Level</th> <th>Line Margin</th> <th>Level Factor</th> <th>Loss Factor</th> <th>Factor</th> <th></th> <th></th> <th></th> </tr> <tr> <th>MHz</th> <th>dBuV/m</th> <th>dBuV/m</th> <th>dB</th> <th>dBuV</th> <th>dB/m</th> <th>dB</th> <th>dB</th> <th>cm</th> <th>deg</th> </tr> </thead> <tbody> <tr> <td>1 6985.00</td> <td>99.65</td> <td>-----</td> <td>-----</td> <td>88.70</td> <td>35.60</td> <td>12.41</td> <td>37.06</td> <td>0.00</td> <td>292</td> <td>78 PEAK</td> </tr> </tbody> </table>	Limit	Read	Ant	Cable	Preamp	Aux	APos	TPos	Remark	Freq	Level	Line Margin	Level Factor	Loss Factor	Factor				MHz	dBuV/m	dBuV/m	dB	dBuV	dB/m	dB	dB	cm	deg	1 6985.00	99.65	-----	-----	88.70	35.60	12.41	37.06	0.00	292	78 PEAK
	Limit	Read	Ant	Cable	Preamp	Aux	APos	TPos	Remark																																																																							
Freq	Level	Line Margin	Level Factor	Loss Factor	Factor																																																																											
MHz	dBuV/m	dBuV/m	dB	dBuV	dB/m	dB	dB	cm	deg																																																																							
1 7139.00	56.80	88.20	-31.40	45.43	35.70	12.64	36.97	0.00	292	78 PEAK																																																																						
Limit	Read	Ant	Cable	Preamp	Aux	APos	TPos	Remark																																																																								
Freq	Level	Line Margin	Level Factor	Loss Factor	Factor																																																																											
MHz	dBuV/m	dBuV/m	dB	dBuV	dB/m	dB	dB	cm	deg																																																																							
1 6985.00	99.65	-----	-----	88.70	35.60	12.41	37.06	0.00	292	78 PEAK																																																																						
Avg	<table border="1"> <thead> <tr> <th>Limit</th> <th>Read</th> <th>Ant</th> <th>Cable</th> <th>Preamp</th> <th>Aux</th> <th>APos</th> <th>TPos</th> <th>Remark</th> </tr> <tr> <th>Freq</th> <th>Level</th> <th>Line Margin</th> <th>Level Factor</th> <th>Loss Factor</th> <th>Factor</th> <th></th> <th></th> <th></th> </tr> <tr> <th>MHz</th> <th>dBuV/m</th> <th>dBuV/m</th> <th>dB</th> <th>dBuV</th> <th>dB/m</th> <th>dB</th> <th>dB</th> <th>cm</th> <th>deg</th> </tr> </thead> <tbody> <tr> <td>1 7145.56</td> <td>42.99</td> <td>68.20</td> <td>-25.21</td> <td>31.60</td> <td>35.70</td> <td>12.65</td> <td>36.96</td> <td>0.00</td> <td>292</td> <td>78 AVERAGE</td> </tr> </tbody> </table>	Limit	Read	Ant	Cable	Preamp	Aux	APos	TPos	Remark	Freq	Level	Line Margin	Level Factor	Loss Factor	Factor				MHz	dBuV/m	dBuV/m	dB	dBuV	dB/m	dB	dB	cm	deg	1 7145.56	42.99	68.20	-25.21	31.60	35.70	12.65	36.96	0.00	292	78 AVERAGE	<table border="1"> <thead> <tr> <th>Limit</th> <th>Read</th> <th>Ant</th> <th>Cable</th> <th>Preamp</th> <th>Aux</th> <th>APos</th> <th>TPos</th> <th>Remark</th> </tr> <tr> <th>Freq</th> <th>Level</th> <th>Line Margin</th> <th>Level Factor</th> <th>Loss Factor</th> <th>Factor</th> <th></th> <th></th> <th></th> </tr> <tr> <th>MHz</th> <th>dBuV/m</th> <th>dBuV/m</th> <th>dB</th> <th>dBuV</th> <th>dB/m</th> <th>dB</th> <th>dB</th> <th>cm</th> <th>deg</th> </tr> </thead> <tbody> <tr> <td>1 6985.00</td> <td>90.55</td> <td>-----</td> <td>-----</td> <td>79.61</td> <td>35.60</td> <td>12.45</td> <td>37.11</td> <td>0.00</td> <td>292</td> <td>78 AVERAGE</td> </tr> </tbody> </table>	Limit	Read	Ant	Cable	Preamp	Aux	APos	TPos	Remark	Freq	Level	Line Margin	Level Factor	Loss Factor	Factor				MHz	dBuV/m	dBuV/m	dB	dBuV	dB/m	dB	dB	cm	deg	1 6985.00	90.55	-----	-----	79.61	35.60	12.45	37.11	0.00	292	78 AVERAGE
Limit	Read	Ant	Cable	Preamp	Aux	APos	TPos	Remark																																																																								
Freq	Level	Line Margin	Level Factor	Loss Factor	Factor																																																																											
MHz	dBuV/m	dBuV/m	dB	dBuV	dB/m	dB	dB	cm	deg																																																																							
1 7145.56	42.99	68.20	-25.21	31.60	35.70	12.65	36.96	0.00	292	78 AVERAGE																																																																						
Limit	Read	Ant	Cable	Preamp	Aux	APos	TPos	Remark																																																																								
Freq	Level	Line Margin	Level Factor	Loss Factor	Factor																																																																											
MHz	dBuV/m	dBuV/m	dB	dBuV	dB/m	dB	dB	cm	deg																																																																							
1 6985.00	90.55	-----	-----	79.61	35.60	12.45	37.11	0.00	292	78 AVERAGE																																																																						



		119																																																																																								
Mode	Band Edge																																																																																									
	U-NII-5_5.925-6.425_802.11be EHT160_CH15_Puncturing 20M ⑧_6025MHz																																																																																									
ANT	CDD 1+2																																																																																									
Pol.	Horizontal	Fundamental																																																																																								
Peak	<p>Level (dBuV/m) vs Frequency (MHz) plot for Horizontal polarization. The y-axis ranges from 0 to 130 dBuV/m, and the x-axis ranges from 5825 to 6025 MHz. A red horizontal line indicates the limit at approximately 81.3 dBuV/m. A blue trace shows the signal level, with a peak labeled 'WIFI 6E(Peak)' at approximately 5985 MHz.</p> <table border="1"> <thead> <tr> <th>Limit</th> <th>Read</th> <th>Ant</th> <th>Cable</th> <th>Preamp</th> <th>Aux</th> <th>APos</th> <th>TPos</th> <th colspan="2"></th> </tr> <tr> <th>Freq</th> <th>Level</th> <th>Line</th> <th>Margin</th> <th>Level</th> <th>Factor</th> <th>Loss</th> <th>Factor</th> <th>Factor</th> <th>Remark</th> </tr> <tr> <th>MHz</th> <th>dBuV/m</th> <th>dBuV/m</th> <th>dB</th> <th>dBuV</th> <th>dB/m</th> <th>dB</th> <th>dB</th> <th>dB</th> <th>cm</th> <th>deg</th> </tr> </thead> <tbody> <tr> <td>1</td> <td>5903.20</td> <td>58.62</td> <td>88.20</td> <td>-29.58</td> <td>48.71</td> <td>35.10</td> <td>11.38</td> <td>36.57</td> <td>0.00</td> <td>302</td> <td>206</td> <td>PEAK</td> </tr> </tbody> </table>	Limit	Read	Ant	Cable	Preamp	Aux	APos	TPos			Freq	Level	Line	Margin	Level	Factor	Loss	Factor	Factor	Remark	MHz	dBuV/m	dBuV/m	dB	dBuV	dB/m	dB	dB	dB	cm	deg	1	5903.20	58.62	88.20	-29.58	48.71	35.10	11.38	36.57	0.00	302	206	PEAK	<p>Level (dBuV/m) vs Frequency (MHz) plot for Fundamental polarization. The y-axis ranges from 0 to 130 dBuV/m, and the x-axis ranges from 1000 to 10000 MHz. A red horizontal line indicates the limit at approximately 81.3 dBuV/m. A blue trace shows the signal level, with a peak labeled 'WIFI 6E(Peak)' at approximately 6025 MHz.</p> <table border="1"> <thead> <tr> <th>Limit</th> <th>Read</th> <th>Ant</th> <th>Cable</th> <th>Preamp</th> <th>Aux</th> <th>APos</th> <th>TPos</th> <th colspan="2"></th> </tr> <tr> <th>Freq</th> <th>Level</th> <th>Line</th> <th>Margin</th> <th>Level</th> <th>Factor</th> <th>Loss</th> <th>Factor</th> <th>Factor</th> <th>Remark</th> </tr> <tr> <th>MHz</th> <th>dBuV/m</th> <th>dBuV/m</th> <th>dB</th> <th>dBuV</th> <th>dB/m</th> <th>dB</th> <th>dB</th> <th>dB</th> <th>cm</th> <th>deg</th> </tr> </thead> <tbody> <tr> <td>1</td> <td>6025.00</td> <td>93.60</td> <td>-----</td> <td>-----</td> <td>83.73</td> <td>35.21</td> <td>11.47</td> <td>36.81</td> <td>0.00</td> <td>302</td> <td>206</td> <td>PEAK</td> </tr> </tbody> </table>	Limit	Read	Ant	Cable	Preamp	Aux	APos	TPos			Freq	Level	Line	Margin	Level	Factor	Loss	Factor	Factor	Remark	MHz	dBuV/m	dBuV/m	dB	dBuV	dB/m	dB	dB	dB	cm	deg	1	6025.00	93.60	-----	-----	83.73	35.21	11.47	36.81	0.00	302	206	PEAK
	Limit	Read	Ant	Cable	Preamp	Aux	APos	TPos																																																																																		
Freq	Level	Line	Margin	Level	Factor	Loss	Factor	Factor	Remark																																																																																	
MHz	dBuV/m	dBuV/m	dB	dBuV	dB/m	dB	dB	dB	cm	deg																																																																																
1	5903.20	58.62	88.20	-29.58	48.71	35.10	11.38	36.57	0.00	302	206	PEAK																																																																														
Limit	Read	Ant	Cable	Preamp	Aux	APos	TPos																																																																																			
Freq	Level	Line	Margin	Level	Factor	Loss	Factor	Factor	Remark																																																																																	
MHz	dBuV/m	dBuV/m	dB	dBuV	dB/m	dB	dB	dB	cm	deg																																																																																
1	6025.00	93.60	-----	-----	83.73	35.21	11.47	36.81	0.00	302	206	PEAK																																																																														
Avg	<p>Level (dBuV/m) vs Frequency (MHz) plot for Horizontal polarization. The y-axis ranges from 0 to 130 dBuV/m, and the x-axis ranges from 5825 to 6025 MHz. A red horizontal line indicates the limit at approximately 65.0 dBuV/m. A blue trace shows the average signal level, with a peak labeled 'WIFI 6E(AVG)' at approximately 5985 MHz.</p> <table border="1"> <thead> <tr> <th>Limit</th> <th>Read</th> <th>Ant</th> <th>Cable</th> <th>Preamp</th> <th>Aux</th> <th>APos</th> <th>TPos</th> <th colspan="2"></th> </tr> <tr> <th>Freq</th> <th>Level</th> <th>Line</th> <th>Margin</th> <th>Level</th> <th>Factor</th> <th>Loss</th> <th>Factor</th> <th>Factor</th> <th>Remark</th> </tr> <tr> <th>MHz</th> <th>dBuV/m</th> <th>dBuV/m</th> <th>dB</th> <th>dBuV</th> <th>dB/m</th> <th>dB</th> <th>dB</th> <th>dB</th> <th>cm</th> <th>deg</th> </tr> </thead> <tbody> <tr> <td>1</td> <td>5923.20</td> <td>46.49</td> <td>68.20</td> <td>-21.71</td> <td>36.57</td> <td>35.12</td> <td>11.40</td> <td>36.60</td> <td>0.00</td> <td>302</td> <td>206</td> <td>AVERAGE</td> </tr> </tbody> </table>	Limit	Read	Ant	Cable	Preamp	Aux	APos	TPos			Freq	Level	Line	Margin	Level	Factor	Loss	Factor	Factor	Remark	MHz	dBuV/m	dBuV/m	dB	dBuV	dB/m	dB	dB	dB	cm	deg	1	5923.20	46.49	68.20	-21.71	36.57	35.12	11.40	36.60	0.00	302	206	AVERAGE	<p>Level (dBuV/m) vs Frequency (MHz) plot for Fundamental polarization. The y-axis ranges from 0 to 130 dBuV/m, and the x-axis ranges from 1000 to 10000 MHz. A red horizontal line indicates the limit at approximately 65.0 dBuV/m. A blue trace shows the average signal level, with a peak labeled 'WIFI 6E(AVG)' at approximately 6025 MHz.</p> <table border="1"> <thead> <tr> <th>Limit</th> <th>Read</th> <th>Ant</th> <th>Cable</th> <th>Preamp</th> <th>Aux</th> <th>APos</th> <th>TPos</th> <th colspan="2"></th> </tr> <tr> <th>Freq</th> <th>Level</th> <th>Line</th> <th>Margin</th> <th>Level</th> <th>Factor</th> <th>Loss</th> <th>Factor</th> <th>Factor</th> <th>Remark</th> </tr> <tr> <th>MHz</th> <th>dBuV/m</th> <th>dBuV/m</th> <th>dB</th> <th>dBuV</th> <th>dB/m</th> <th>dB</th> <th>dB</th> <th>dB</th> <th>cm</th> <th>deg</th> </tr> </thead> <tbody> <tr> <td>1</td> <td>6025.00</td> <td>85.02</td> <td>-----</td> <td>-----</td> <td>75.10</td> <td>35.24</td> <td>11.49</td> <td>36.81</td> <td>0.00</td> <td>302</td> <td>206</td> <td>AVERAGE</td> </tr> </tbody> </table>	Limit	Read	Ant	Cable	Preamp	Aux	APos	TPos			Freq	Level	Line	Margin	Level	Factor	Loss	Factor	Factor	Remark	MHz	dBuV/m	dBuV/m	dB	dBuV	dB/m	dB	dB	dB	cm	deg	1	6025.00	85.02	-----	-----	75.10	35.24	11.49	36.81	0.00	302	206	AVERAGE
Limit	Read	Ant	Cable	Preamp	Aux	APos	TPos																																																																																			
Freq	Level	Line	Margin	Level	Factor	Loss	Factor	Factor	Remark																																																																																	
MHz	dBuV/m	dBuV/m	dB	dBuV	dB/m	dB	dB	dB	cm	deg																																																																																
1	5923.20	46.49	68.20	-21.71	36.57	35.12	11.40	36.60	0.00	302	206	AVERAGE																																																																														
Limit	Read	Ant	Cable	Preamp	Aux	APos	TPos																																																																																			
Freq	Level	Line	Margin	Level	Factor	Loss	Factor	Factor	Remark																																																																																	
MHz	dBuV/m	dBuV/m	dB	dBuV	dB/m	dB	dB	dB	cm	deg																																																																																
1	6025.00	85.02	-----	-----	75.10	35.24	11.49	36.81	0.00	302	206	AVERAGE																																																																														



		119																																																																														
Mode	Band Edge																																																																															
	U-NII-5_5.925-6.425_802.11be EHT160_CH15_Puncturing 20M ⑧_6025MHz																																																																															
ANT	CDD 1+2																																																																															
Pol.	Vertical	Fundamental																																																																														
Peak	<table border="1"> <thead> <tr> <th>Limit</th> <th>Read</th> <th>Ant</th> <th>Cable</th> <th>Preamp</th> <th>Aux</th> <th>APos</th> <th>TPos</th> </tr> <tr> <th>Freq</th> <th>Level</th> <th>Line Margin</th> <th>Level Factor</th> <th>Loss Factor</th> <th>Factor</th> <th></th> <th>Remark</th> </tr> <tr> <th>MHz</th> <th>dBuV/m</th> <th>dBuV/m</th> <th>dB</th> <th>dBuV</th> <th>dB/m</th> <th>dB</th> <th>dB</th> <th>cm</th> <th>deg</th> </tr> </thead> <tbody> <tr> <td>1</td> <td>5917.60</td> <td>65.53</td> <td>88.20</td> <td>-22.67</td> <td>55.61</td> <td>35.12</td> <td>11.39</td> <td>36.59</td> <td>0.00</td> <td>300</td> <td>287</td> <td>PEAK</td> </tr> </tbody> </table>	Limit	Read	Ant	Cable	Preamp	Aux	APos	TPos	Freq	Level	Line Margin	Level Factor	Loss Factor	Factor		Remark	MHz	dBuV/m	dBuV/m	dB	dBuV	dB/m	dB	dB	cm	deg	1	5917.60	65.53	88.20	-22.67	55.61	35.12	11.39	36.59	0.00	300	287	PEAK	<table border="1"> <thead> <tr> <th>Limit</th> <th>Read</th> <th>Ant</th> <th>Cable</th> <th>Preamp</th> <th>Aux</th> <th>APos</th> <th>TPos</th> </tr> <tr> <th>Freq</th> <th>Level</th> <th>Line Margin</th> <th>Level Factor</th> <th>Loss Factor</th> <th>Factor</th> <th></th> <th>Remark</th> </tr> <tr> <th>MHz</th> <th>dBuV/m</th> <th>dBuV/m</th> <th>dB</th> <th>dBuV</th> <th>dB/m</th> <th>dB</th> <th>dB</th> <th>cm</th> <th>deg</th> </tr> </thead> <tbody> <tr> <td>1</td> <td>6025.00</td> <td>99.62</td> <td>-----</td> <td>-----</td> <td>89.60</td> <td>35.32</td> <td>11.51</td> <td>36.81</td> <td>0.00</td> <td>300</td> <td>287</td> <td>PEAK</td> </tr> </tbody> </table>	Limit	Read	Ant	Cable	Preamp	Aux	APos	TPos	Freq	Level	Line Margin	Level Factor	Loss Factor	Factor		Remark	MHz	dBuV/m	dBuV/m	dB	dBuV	dB/m	dB	dB	cm	deg	1	6025.00	99.62	-----	-----	89.60	35.32	11.51	36.81	0.00	300	287	PEAK
	Limit	Read	Ant	Cable	Preamp	Aux	APos	TPos																																																																								
Freq	Level	Line Margin	Level Factor	Loss Factor	Factor		Remark																																																																									
MHz	dBuV/m	dBuV/m	dB	dBuV	dB/m	dB	dB	cm	deg																																																																							
1	5917.60	65.53	88.20	-22.67	55.61	35.12	11.39	36.59	0.00	300	287	PEAK																																																																				
Limit	Read	Ant	Cable	Preamp	Aux	APos	TPos																																																																									
Freq	Level	Line Margin	Level Factor	Loss Factor	Factor		Remark																																																																									
MHz	dBuV/m	dBuV/m	dB	dBuV	dB/m	dB	dB	cm	deg																																																																							
1	6025.00	99.62	-----	-----	89.60	35.32	11.51	36.81	0.00	300	287	PEAK																																																																				
Avg	<table border="1"> <thead> <tr> <th>Limit</th> <th>Read</th> <th>Ant</th> <th>Cable</th> <th>Preamp</th> <th>Aux</th> <th>APos</th> <th>TPos</th> </tr> <tr> <th>Freq</th> <th>Level</th> <th>Line Margin</th> <th>Level Factor</th> <th>Loss Factor</th> <th>Factor</th> <th></th> <th>Remark</th> </tr> <tr> <th>MHz</th> <th>dBuV/m</th> <th>dBuV/m</th> <th>dB</th> <th>dBuV</th> <th>dB/m</th> <th>dB</th> <th>dB</th> <th>cm</th> <th>deg</th> </tr> </thead> <tbody> <tr> <td>1</td> <td>5915.00</td> <td>52.79</td> <td>68.20</td> <td>-15.41</td> <td>42.86</td> <td>35.12</td> <td>11.39</td> <td>36.58</td> <td>0.00</td> <td>300</td> <td>287</td> <td>AVERAGE</td> </tr> </tbody> </table>	Limit	Read	Ant	Cable	Preamp	Aux	APos	TPos	Freq	Level	Line Margin	Level Factor	Loss Factor	Factor		Remark	MHz	dBuV/m	dBuV/m	dB	dBuV	dB/m	dB	dB	cm	deg	1	5915.00	52.79	68.20	-15.41	42.86	35.12	11.39	36.58	0.00	300	287	AVERAGE	<table border="1"> <thead> <tr> <th>Limit</th> <th>Read</th> <th>Ant</th> <th>Cable</th> <th>Preamp</th> <th>Aux</th> <th>APos</th> <th>TPos</th> </tr> <tr> <th>Freq</th> <th>Level</th> <th>Line Margin</th> <th>Level Factor</th> <th>Loss Factor</th> <th>Factor</th> <th></th> <th>Remark</th> </tr> <tr> <th>MHz</th> <th>dBuV/m</th> <th>dBuV/m</th> <th>dB</th> <th>dBuV</th> <th>dB/m</th> <th>dB</th> <th>dB</th> <th>cm</th> <th>deg</th> </tr> </thead> <tbody> <tr> <td>1</td> <td>6025.00</td> <td>90.53</td> <td>-----</td> <td>-----</td> <td>80.59</td> <td>35.26</td> <td>11.49</td> <td>36.81</td> <td>0.00</td> <td>300</td> <td>287</td> <td>AVERAGE</td> </tr> </tbody> </table>	Limit	Read	Ant	Cable	Preamp	Aux	APos	TPos	Freq	Level	Line Margin	Level Factor	Loss Factor	Factor		Remark	MHz	dBuV/m	dBuV/m	dB	dBuV	dB/m	dB	dB	cm	deg	1	6025.00	90.53	-----	-----	80.59	35.26	11.49	36.81	0.00	300	287	AVERAGE
Limit	Read	Ant	Cable	Preamp	Aux	APos	TPos																																																																									
Freq	Level	Line Margin	Level Factor	Loss Factor	Factor		Remark																																																																									
MHz	dBuV/m	dBuV/m	dB	dBuV	dB/m	dB	dB	cm	deg																																																																							
1	5915.00	52.79	68.20	-15.41	42.86	35.12	11.39	36.58	0.00	300	287	AVERAGE																																																																				
Limit	Read	Ant	Cable	Preamp	Aux	APos	TPos																																																																									
Freq	Level	Line Margin	Level Factor	Loss Factor	Factor		Remark																																																																									
MHz	dBuV/m	dBuV/m	dB	dBuV	dB/m	dB	dB	cm	deg																																																																							
1	6025.00	90.53	-----	-----	80.59	35.26	11.49	36.81	0.00	300	287	AVERAGE																																																																				



		120																																																																																								
Mode		Band Edge																																																																																								
		U-NII-8_6.875-7.125_802.11be EHT160_CH207_Puncturing 20M ①_6985MHz																																																																																								
ANT		CDD 1+2																																																																																								
Pol.		Horizontal	Fundamental																																																																																							
Peak	<table border="1" style="width: 100%; border-collapse: collapse; margin-top: 10px;"> <thead> <tr> <th>Limit</th> <th>Read</th> <th>Ant</th> <th>Cable</th> <th>Preamp</th> <th>Aux</th> <th>APos</th> <th>TPos</th> <th colspan="2">Remark</th> </tr> <tr> <th>Freq</th> <th>Level</th> <th>Line</th> <th>Margin</th> <th>Level</th> <th>Factor</th> <th>Loss</th> <th>Factor</th> <th>Factor</th> <th></th> </tr> <tr> <th>MHz</th> <th>dBuV/m</th> <th>dBuV/m</th> <th>dB</th> <th>dBuV</th> <th>dB/m</th> <th>dB</th> <th>dB</th> <th>dB</th> <th>cm</th> <th>deg</th> </tr> </thead> <tbody> <tr> <td>1</td> <td>7161.88</td> <td>52.07</td> <td>88.20</td> <td>-36.13</td> <td>40.61</td> <td>35.70</td> <td>12.67</td> <td>36.91</td> <td>0.00</td> <td>100</td> <td>60</td> <td>PEAK</td> </tr> </tbody> </table>	Limit	Read	Ant	Cable	Preamp	Aux	APos	TPos	Remark		Freq	Level	Line	Margin	Level	Factor	Loss	Factor	Factor		MHz	dBuV/m	dBuV/m	dB	dBuV	dB/m	dB	dB	dB	cm	deg	1	7161.88	52.07	88.20	-36.13	40.61	35.70	12.67	36.91	0.00	100	60	PEAK	<table border="1" style="width: 100%; border-collapse: collapse; margin-top: 10px;"> <thead> <tr> <th>Limit</th> <th>Read</th> <th>Ant</th> <th>Cable</th> <th>Preamp</th> <th>Aux</th> <th>APos</th> <th>TPos</th> <th colspan="2">Remark</th> </tr> <tr> <th>Freq</th> <th>Level</th> <th>Line</th> <th>Margin</th> <th>Level</th> <th>Factor</th> <th>Loss</th> <th>Factor</th> <th>Factor</th> <th></th> </tr> <tr> <th>MHz</th> <th>dBuV/m</th> <th>dBuV/m</th> <th>dB</th> <th>dBuV</th> <th>dB/m</th> <th>dB</th> <th>dB</th> <th>dB</th> <th>cm</th> <th>deg</th> </tr> </thead> <tbody> <tr> <td>1</td> <td>6985.00</td> <td>90.27</td> <td>-----</td> <td>-----</td> <td>79.33</td> <td>35.60</td> <td>12.45</td> <td>37.11</td> <td>0.00</td> <td>100</td> <td>60</td> <td>PEAK</td> </tr> </tbody> </table>	Limit	Read	Ant	Cable	Preamp	Aux	APos	TPos	Remark		Freq	Level	Line	Margin	Level	Factor	Loss	Factor	Factor		MHz	dBuV/m	dBuV/m	dB	dBuV	dB/m	dB	dB	dB	cm	deg	1	6985.00	90.27	-----	-----	79.33	35.60	12.45	37.11	0.00	100	60	PEAK
	Limit	Read	Ant	Cable	Preamp	Aux	APos	TPos	Remark																																																																																	
Freq	Level	Line	Margin	Level	Factor	Loss	Factor	Factor																																																																																		
MHz	dBuV/m	dBuV/m	dB	dBuV	dB/m	dB	dB	dB	cm	deg																																																																																
1	7161.88	52.07	88.20	-36.13	40.61	35.70	12.67	36.91	0.00	100	60	PEAK																																																																														
Limit	Read	Ant	Cable	Preamp	Aux	APos	TPos	Remark																																																																																		
Freq	Level	Line	Margin	Level	Factor	Loss	Factor	Factor																																																																																		
MHz	dBuV/m	dBuV/m	dB	dBuV	dB/m	dB	dB	dB	cm	deg																																																																																
1	6985.00	90.27	-----	-----	79.33	35.60	12.45	37.11	0.00	100	60	PEAK																																																																														
Avg	<table border="1" style="width: 100%; border-collapse: collapse; margin-top: 10px;"> <thead> <tr> <th>Limit</th> <th>Read</th> <th>Ant</th> <th>Cable</th> <th>Preamp</th> <th>Aux</th> <th>APos</th> <th>TPos</th> <th colspan="2">Remark</th> </tr> <tr> <th>Freq</th> <th>Level</th> <th>Line</th> <th>Margin</th> <th>Level</th> <th>Factor</th> <th>Loss</th> <th>Factor</th> <th>Factor</th> <th></th> </tr> <tr> <th>MHz</th> <th>dBuV/m</th> <th>dBuV/m</th> <th>dB</th> <th>dBuV</th> <th>dB/m</th> <th>dB</th> <th>dB</th> <th>dB</th> <th>cm</th> <th>deg</th> </tr> </thead> <tbody> <tr> <td>1</td> <td>7199.80</td> <td>40.57</td> <td>68.20</td> <td>-27.63</td> <td>28.92</td> <td>35.70</td> <td>12.71</td> <td>36.76</td> <td>0.00</td> <td>100</td> <td>60</td> <td>AVERAGE</td> </tr> </tbody> </table>	Limit	Read	Ant	Cable	Preamp	Aux	APos	TPos	Remark		Freq	Level	Line	Margin	Level	Factor	Loss	Factor	Factor		MHz	dBuV/m	dBuV/m	dB	dBuV	dB/m	dB	dB	dB	cm	deg	1	7199.80	40.57	68.20	-27.63	28.92	35.70	12.71	36.76	0.00	100	60	AVERAGE	<table border="1" style="width: 100%; border-collapse: collapse; margin-top: 10px;"> <thead> <tr> <th>Limit</th> <th>Read</th> <th>Ant</th> <th>Cable</th> <th>Preamp</th> <th>Aux</th> <th>APos</th> <th>TPos</th> <th colspan="2">Remark</th> </tr> <tr> <th>Freq</th> <th>Level</th> <th>Line</th> <th>Margin</th> <th>Level</th> <th>Factor</th> <th>Loss</th> <th>Factor</th> <th>Factor</th> <th></th> </tr> <tr> <th>MHz</th> <th>dBuV/m</th> <th>dBuV/m</th> <th>dB</th> <th>dBuV</th> <th>dB/m</th> <th>dB</th> <th>dB</th> <th>dB</th> <th>cm</th> <th>deg</th> </tr> </thead> <tbody> <tr> <td>1</td> <td>6985.00</td> <td>80.88</td> <td>-----</td> <td>-----</td> <td>69.93</td> <td>35.60</td> <td>12.40</td> <td>37.05</td> <td>0.00</td> <td>100</td> <td>60</td> <td>AVERAGE</td> </tr> </tbody> </table>	Limit	Read	Ant	Cable	Preamp	Aux	APos	TPos	Remark		Freq	Level	Line	Margin	Level	Factor	Loss	Factor	Factor		MHz	dBuV/m	dBuV/m	dB	dBuV	dB/m	dB	dB	dB	cm	deg	1	6985.00	80.88	-----	-----	69.93	35.60	12.40	37.05	0.00	100	60	AVERAGE
Limit	Read	Ant	Cable	Preamp	Aux	APos	TPos	Remark																																																																																		
Freq	Level	Line	Margin	Level	Factor	Loss	Factor	Factor																																																																																		
MHz	dBuV/m	dBuV/m	dB	dBuV	dB/m	dB	dB	dB	cm	deg																																																																																
1	7199.80	40.57	68.20	-27.63	28.92	35.70	12.71	36.76	0.00	100	60	AVERAGE																																																																														
Limit	Read	Ant	Cable	Preamp	Aux	APos	TPos	Remark																																																																																		
Freq	Level	Line	Margin	Level	Factor	Loss	Factor	Factor																																																																																		
MHz	dBuV/m	dBuV/m	dB	dBuV	dB/m	dB	dB	dB	cm	deg																																																																																
1	6985.00	80.88	-----	-----	69.93	35.60	12.40	37.05	0.00	100	60	AVERAGE																																																																														



Mode	120																																																																															
	Band Edge																																																																															
	U-NII-8_6.875-7.125_802.11be EHT160_CH207_Puncturing 20M ①_6985MHz																																																																															
ANT	CDD 1+2																																																																															
Pol.	Vertical	Fundamental																																																																														
Peak	<table border="1"> <thead> <tr> <th>Limit</th> <th>Read</th> <th>Ant</th> <th>Cable</th> <th>Preamp</th> <th>Aux</th> <th>APos</th> <th>TPos</th> </tr> <tr> <th>Freq</th> <th>Level</th> <th>Line Margin</th> <th>Level Factor</th> <th>Loss Factor</th> <th>Factor</th> <th></th> <th>Remark</th> </tr> <tr> <th>MHz</th> <th>dBuV/m</th> <th>dBuV/m</th> <th>dB</th> <th>dBuV</th> <th>dB/m</th> <th>dB</th> <th>dB</th> <th>cm</th> <th>deg</th> </tr> </thead> <tbody> <tr> <td>1</td> <td>7132.12</td> <td>57.67</td> <td>88.20</td> <td>-30.53</td> <td>46.32</td> <td>35.70</td> <td>12.63</td> <td>36.98</td> <td>0.00</td> <td>292</td> <td>79</td> <td>PEAK</td> </tr> </tbody> </table>	Limit	Read	Ant	Cable	Preamp	Aux	APos	TPos	Freq	Level	Line Margin	Level Factor	Loss Factor	Factor		Remark	MHz	dBuV/m	dBuV/m	dB	dBuV	dB/m	dB	dB	cm	deg	1	7132.12	57.67	88.20	-30.53	46.32	35.70	12.63	36.98	0.00	292	79	PEAK	<table border="1"> <thead> <tr> <th>Limit</th> <th>Read</th> <th>Ant</th> <th>Cable</th> <th>Preamp</th> <th>Aux</th> <th>APos</th> <th>TPos</th> </tr> <tr> <th>Freq</th> <th>Level</th> <th>Line Margin</th> <th>Level Factor</th> <th>Loss Factor</th> <th>Factor</th> <th></th> <th>Remark</th> </tr> <tr> <th>MHz</th> <th>dBuV/m</th> <th>dBuV/m</th> <th>dB</th> <th>dBuV</th> <th>dB/m</th> <th>dB</th> <th>dB</th> <th>cm</th> <th>deg</th> </tr> </thead> <tbody> <tr> <td>1</td> <td>6985.00</td> <td>99.73</td> <td>-----</td> <td>-----</td> <td>88.75</td> <td>35.60</td> <td>12.38</td> <td>37.00</td> <td>0.00</td> <td>292</td> <td>79</td> <td>PEAK</td> </tr> </tbody> </table>	Limit	Read	Ant	Cable	Preamp	Aux	APos	TPos	Freq	Level	Line Margin	Level Factor	Loss Factor	Factor		Remark	MHz	dBuV/m	dBuV/m	dB	dBuV	dB/m	dB	dB	cm	deg	1	6985.00	99.73	-----	-----	88.75	35.60	12.38	37.00	0.00	292	79	PEAK
	Limit	Read	Ant	Cable	Preamp	Aux	APos	TPos																																																																								
Freq	Level	Line Margin	Level Factor	Loss Factor	Factor		Remark																																																																									
MHz	dBuV/m	dBuV/m	dB	dBuV	dB/m	dB	dB	cm	deg																																																																							
1	7132.12	57.67	88.20	-30.53	46.32	35.70	12.63	36.98	0.00	292	79	PEAK																																																																				
Limit	Read	Ant	Cable	Preamp	Aux	APos	TPos																																																																									
Freq	Level	Line Margin	Level Factor	Loss Factor	Factor		Remark																																																																									
MHz	dBuV/m	dBuV/m	dB	dBuV	dB/m	dB	dB	cm	deg																																																																							
1	6985.00	99.73	-----	-----	88.75	35.60	12.38	37.00	0.00	292	79	PEAK																																																																				
Avg	<table border="1"> <thead> <tr> <th>Limit</th> <th>Read</th> <th>Ant</th> <th>Cable</th> <th>Preamp</th> <th>Aux</th> <th>APos</th> <th>TPos</th> </tr> <tr> <th>Freq</th> <th>Level</th> <th>Line Margin</th> <th>Level Factor</th> <th>Loss Factor</th> <th>Factor</th> <th></th> <th>Remark</th> </tr> <tr> <th>MHz</th> <th>dBuV/m</th> <th>dBuV/m</th> <th>dB</th> <th>dBuV</th> <th>dB/m</th> <th>dB</th> <th>dB</th> <th>cm</th> <th>deg</th> </tr> </thead> <tbody> <tr> <td>1</td> <td>7131.64</td> <td>44.95</td> <td>68.20</td> <td>-23.25</td> <td>33.60</td> <td>35.70</td> <td>12.63</td> <td>36.98</td> <td>0.00</td> <td>292</td> <td>79</td> <td>AVERAGE</td> </tr> </tbody> </table>	Limit	Read	Ant	Cable	Preamp	Aux	APos	TPos	Freq	Level	Line Margin	Level Factor	Loss Factor	Factor		Remark	MHz	dBuV/m	dBuV/m	dB	dBuV	dB/m	dB	dB	cm	deg	1	7131.64	44.95	68.20	-23.25	33.60	35.70	12.63	36.98	0.00	292	79	AVERAGE	<table border="1"> <thead> <tr> <th>Limit</th> <th>Read</th> <th>Ant</th> <th>Cable</th> <th>Preamp</th> <th>Aux</th> <th>APos</th> <th>TPos</th> </tr> <tr> <th>Freq</th> <th>Level</th> <th>Line Margin</th> <th>Level Factor</th> <th>Loss Factor</th> <th>Factor</th> <th></th> <th>Remark</th> </tr> <tr> <th>MHz</th> <th>dBuV/m</th> <th>dBuV/m</th> <th>dB</th> <th>dBuV</th> <th>dB/m</th> <th>dB</th> <th>dB</th> <th>cm</th> <th>deg</th> </tr> </thead> <tbody> <tr> <td>1</td> <td>6985.00</td> <td>90.21</td> <td>-----</td> <td>-----</td> <td>79.27</td> <td>35.60</td> <td>12.45</td> <td>37.11</td> <td>0.00</td> <td>292</td> <td>79</td> <td>AVERAGE</td> </tr> </tbody> </table>	Limit	Read	Ant	Cable	Preamp	Aux	APos	TPos	Freq	Level	Line Margin	Level Factor	Loss Factor	Factor		Remark	MHz	dBuV/m	dBuV/m	dB	dBuV	dB/m	dB	dB	cm	deg	1	6985.00	90.21	-----	-----	79.27	35.60	12.45	37.11	0.00	292	79	AVERAGE
Limit	Read	Ant	Cable	Preamp	Aux	APos	TPos																																																																									
Freq	Level	Line Margin	Level Factor	Loss Factor	Factor		Remark																																																																									
MHz	dBuV/m	dBuV/m	dB	dBuV	dB/m	dB	dB	cm	deg																																																																							
1	7131.64	44.95	68.20	-23.25	33.60	35.70	12.63	36.98	0.00	292	79	AVERAGE																																																																				
Limit	Read	Ant	Cable	Preamp	Aux	APos	TPos																																																																									
Freq	Level	Line Margin	Level Factor	Loss Factor	Factor		Remark																																																																									
MHz	dBuV/m	dBuV/m	dB	dBuV	dB/m	dB	dB	cm	deg																																																																							
1	6985.00	90.21	-----	-----	79.27	35.60	12.45	37.11	0.00	292	79	AVERAGE																																																																				



Mode	121																																																																															
	Band Edge																																																																															
	U-NII-5_5.925-6.425_802.11be EHT320_CH31_Puncturing 80M+40M ©_6105MHz																																																																															
ANT	CDD 1+2																																																																															
Pol.	Horizontal	Fundamental																																																																														
Peak	<table border="1"> <thead> <tr> <th>Limit</th> <th>Read</th> <th>Ant</th> <th>Cable</th> <th>Preamp</th> <th>Aux</th> <th>APos</th> <th>TPos</th> </tr> <tr> <th>Freq</th> <th>Level</th> <th>Line Margin</th> <th>Level Factor</th> <th>Loss Factor</th> <th>Factor</th> <th></th> <th>Remark</th> </tr> <tr> <th>MHz</th> <th>dBuV/m</th> <th>dBuV/m</th> <th>dB</th> <th>dBuV</th> <th>dB/m</th> <th>dB</th> <th>dB</th> <th>cm</th> <th>deg</th> </tr> </thead> <tbody> <tr> <td>1</td> <td>5904.36</td> <td>59.59</td> <td>88.20</td> <td>-28.61</td> <td>49.68</td> <td>35.10</td> <td>11.38</td> <td>36.57</td> <td>0.00</td> <td>332</td> <td>204</td> <td>PEAK</td> </tr> </tbody> </table>	Limit	Read	Ant	Cable	Preamp	Aux	APos	TPos	Freq	Level	Line Margin	Level Factor	Loss Factor	Factor		Remark	MHz	dBuV/m	dBuV/m	dB	dBuV	dB/m	dB	dB	cm	deg	1	5904.36	59.59	88.20	-28.61	49.68	35.10	11.38	36.57	0.00	332	204	PEAK	<table border="1"> <thead> <tr> <th>Limit</th> <th>Read</th> <th>Ant</th> <th>Cable</th> <th>Preamp</th> <th>Aux</th> <th>APos</th> <th>TPos</th> </tr> <tr> <th>Freq</th> <th>Level</th> <th>Line Margin</th> <th>Level Factor</th> <th>Loss Factor</th> <th>Factor</th> <th></th> <th>Remark</th> </tr> <tr> <th>MHz</th> <th>dBuV/m</th> <th>dBuV/m</th> <th>dB</th> <th>dBuV</th> <th>dB/m</th> <th>dB</th> <th>dB</th> <th>cm</th> <th>deg</th> </tr> </thead> <tbody> <tr> <td>1</td> <td>6105.00</td> <td>91.52</td> <td>-----</td> <td>-----</td> <td>81.42</td> <td>35.37</td> <td>11.53</td> <td>36.80</td> <td>0.00</td> <td>332</td> <td>204</td> <td>PEAK</td> </tr> </tbody> </table>	Limit	Read	Ant	Cable	Preamp	Aux	APos	TPos	Freq	Level	Line Margin	Level Factor	Loss Factor	Factor		Remark	MHz	dBuV/m	dBuV/m	dB	dBuV	dB/m	dB	dB	cm	deg	1	6105.00	91.52	-----	-----	81.42	35.37	11.53	36.80	0.00	332	204	PEAK
	Limit	Read	Ant	Cable	Preamp	Aux	APos	TPos																																																																								
Freq	Level	Line Margin	Level Factor	Loss Factor	Factor		Remark																																																																									
MHz	dBuV/m	dBuV/m	dB	dBuV	dB/m	dB	dB	cm	deg																																																																							
1	5904.36	59.59	88.20	-28.61	49.68	35.10	11.38	36.57	0.00	332	204	PEAK																																																																				
Limit	Read	Ant	Cable	Preamp	Aux	APos	TPos																																																																									
Freq	Level	Line Margin	Level Factor	Loss Factor	Factor		Remark																																																																									
MHz	dBuV/m	dBuV/m	dB	dBuV	dB/m	dB	dB	cm	deg																																																																							
1	6105.00	91.52	-----	-----	81.42	35.37	11.53	36.80	0.00	332	204	PEAK																																																																				
Avg	<table border="1"> <thead> <tr> <th>Limit</th> <th>Read</th> <th>Ant</th> <th>Cable</th> <th>Preamp</th> <th>Aux</th> <th>APos</th> <th>TPos</th> </tr> <tr> <th>Freq</th> <th>Level</th> <th>Line Margin</th> <th>Level Factor</th> <th>Loss Factor</th> <th>Factor</th> <th></th> <th>Remark</th> </tr> <tr> <th>MHz</th> <th>dBuV/m</th> <th>dBuV/m</th> <th>dB</th> <th>dBuV</th> <th>dB/m</th> <th>dB</th> <th>dB</th> <th>cm</th> <th>deg</th> </tr> </thead> <tbody> <tr> <td>1</td> <td>5922.92</td> <td>46.96</td> <td>68.20</td> <td>-21.24</td> <td>37.04</td> <td>35.12</td> <td>11.40</td> <td>36.60</td> <td>0.00</td> <td>332</td> <td>204</td> <td>AVERAGE</td> </tr> </tbody> </table>	Limit	Read	Ant	Cable	Preamp	Aux	APos	TPos	Freq	Level	Line Margin	Level Factor	Loss Factor	Factor		Remark	MHz	dBuV/m	dBuV/m	dB	dBuV	dB/m	dB	dB	cm	deg	1	5922.92	46.96	68.20	-21.24	37.04	35.12	11.40	36.60	0.00	332	204	AVERAGE	<table border="1"> <thead> <tr> <th>Limit</th> <th>Read</th> <th>Ant</th> <th>Cable</th> <th>Preamp</th> <th>Aux</th> <th>APos</th> <th>TPos</th> </tr> <tr> <th>Freq</th> <th>Level</th> <th>Line Margin</th> <th>Level Factor</th> <th>Loss Factor</th> <th>Factor</th> <th></th> <th>Remark</th> </tr> <tr> <th>MHz</th> <th>dBuV/m</th> <th>dBuV/m</th> <th>dB</th> <th>dBuV</th> <th>dB/m</th> <th>dB</th> <th>dB</th> <th>cm</th> <th>deg</th> </tr> </thead> <tbody> <tr> <td>1</td> <td>6105.00</td> <td>82.40</td> <td>-----</td> <td>-----</td> <td>72.25</td> <td>35.40</td> <td>11.54</td> <td>36.79</td> <td>0.00</td> <td>332</td> <td>204</td> <td>AVERAGE</td> </tr> </tbody> </table>	Limit	Read	Ant	Cable	Preamp	Aux	APos	TPos	Freq	Level	Line Margin	Level Factor	Loss Factor	Factor		Remark	MHz	dBuV/m	dBuV/m	dB	dBuV	dB/m	dB	dB	cm	deg	1	6105.00	82.40	-----	-----	72.25	35.40	11.54	36.79	0.00	332	204	AVERAGE
Limit	Read	Ant	Cable	Preamp	Aux	APos	TPos																																																																									
Freq	Level	Line Margin	Level Factor	Loss Factor	Factor		Remark																																																																									
MHz	dBuV/m	dBuV/m	dB	dBuV	dB/m	dB	dB	cm	deg																																																																							
1	5922.92	46.96	68.20	-21.24	37.04	35.12	11.40	36.60	0.00	332	204	AVERAGE																																																																				
Limit	Read	Ant	Cable	Preamp	Aux	APos	TPos																																																																									
Freq	Level	Line Margin	Level Factor	Loss Factor	Factor		Remark																																																																									
MHz	dBuV/m	dBuV/m	dB	dBuV	dB/m	dB	dB	cm	deg																																																																							
1	6105.00	82.40	-----	-----	72.25	35.40	11.54	36.79	0.00	332	204	AVERAGE																																																																				



		121																																																																																								
Mode	Band Edge																																																																																									
	U-NII-5_5.925-6.425_802.11be EHT320_CH31_Puncturing 80M+40M @_6105MHz																																																																																									
ANT	CDD 1+2																																																																																									
Pol.	Vertical	Fundamental																																																																																								
Peak																																																																																										
	<table border="1"> <thead> <tr> <th>Limit</th> <th>Read</th> <th>Ant</th> <th>Cable</th> <th>Preamp</th> <th>Aux</th> <th>APos</th> <th>TPos</th> <th colspan="2">Remark</th> </tr> <tr> <th>Freq</th> <th>Level</th> <th>Line Margin</th> <th>Level Factor</th> <th>Loss Factor</th> <th>Factor</th> <th></th> <th></th> <th>cm</th> <th>deg</th> </tr> <tr> <th>MHz</th> <th>dBuV/m</th> <th>dBuV/m</th> <th>dB</th> <th>dBuV</th> <th>dB/m</th> <th>dB</th> <th>dB</th> <th>dB</th> <th>cm</th> <th>deg</th> </tr> </thead> <tbody> <tr> <td>1</td> <td>5916.52</td> <td>61.23</td> <td>88.20</td> <td>-26.97</td> <td>51.31</td> <td>35.12</td> <td>11.39</td> <td>36.59</td> <td>0.00</td> <td>318</td> <td>318</td> <td>PEAK</td> </tr> </tbody> </table>	Limit	Read	Ant	Cable	Preamp	Aux	APos	TPos	Remark		Freq	Level	Line Margin	Level Factor	Loss Factor	Factor			cm	deg	MHz	dBuV/m	dBuV/m	dB	dBuV	dB/m	dB	dB	dB	cm	deg	1	5916.52	61.23	88.20	-26.97	51.31	35.12	11.39	36.59	0.00	318	318	PEAK	<table border="1"> <thead> <tr> <th>Limit</th> <th>Read</th> <th>Ant</th> <th>Cable</th> <th>Preamp</th> <th>Aux</th> <th>APos</th> <th>TPos</th> <th colspan="2">Remark</th> </tr> <tr> <th>Freq</th> <th>Level</th> <th>Line Margin</th> <th>Level Factor</th> <th>Loss Factor</th> <th>Factor</th> <th></th> <th></th> <th>cm</th> <th>deg</th> </tr> <tr> <th>MHz</th> <th>dBuV/m</th> <th>dBuV/m</th> <th>dB</th> <th>dBuV</th> <th>dB/m</th> <th>dB</th> <th>dB</th> <th>dB</th> <th>cm</th> <th>deg</th> </tr> </thead> <tbody> <tr> <td>1</td> <td>6105.00</td> <td>98.78</td> <td>-----</td> <td>-----</td> <td>88.66</td> <td>35.39</td> <td>11.53</td> <td>36.80</td> <td>0.00</td> <td>318</td> <td>318</td> <td>PEAK</td> </tr> </tbody> </table>		Limit	Read	Ant	Cable	Preamp	Aux	APos	TPos	Remark		Freq	Level	Line Margin	Level Factor	Loss Factor	Factor			cm	deg	MHz	dBuV/m	dBuV/m	dB	dBuV	dB/m	dB	dB	dB	cm	deg	1	6105.00	98.78	-----	-----	88.66	35.39	11.53	36.80	0.00	318	318
Limit	Read	Ant	Cable	Preamp	Aux	APos	TPos	Remark																																																																																		
Freq	Level	Line Margin	Level Factor	Loss Factor	Factor			cm	deg																																																																																	
MHz	dBuV/m	dBuV/m	dB	dBuV	dB/m	dB	dB	dB	cm	deg																																																																																
1	5916.52	61.23	88.20	-26.97	51.31	35.12	11.39	36.59	0.00	318	318	PEAK																																																																														
Limit	Read	Ant	Cable	Preamp	Aux	APos	TPos	Remark																																																																																		
Freq	Level	Line Margin	Level Factor	Loss Factor	Factor			cm	deg																																																																																	
MHz	dBuV/m	dBuV/m	dB	dBuV	dB/m	dB	dB	dB	cm	deg																																																																																
1	6105.00	98.78	-----	-----	88.66	35.39	11.53	36.80	0.00	318	318	PEAK																																																																														
Avg																																																																																										
	<table border="1"> <thead> <tr> <th>Limit</th> <th>Read</th> <th>Ant</th> <th>Cable</th> <th>Preamp</th> <th>Aux</th> <th>APos</th> <th>TPos</th> <th colspan="2">Remark</th> </tr> <tr> <th>Freq</th> <th>Level</th> <th>Line Margin</th> <th>Level Factor</th> <th>Loss Factor</th> <th>Factor</th> <th></th> <th></th> <th>cm</th> <th>deg</th> </tr> <tr> <th>MHz</th> <th>dBuV/m</th> <th>dBuV/m</th> <th>dB</th> <th>dBuV</th> <th>dB/m</th> <th>dB</th> <th>dB</th> <th>dB</th> <th>cm</th> <th>deg</th> </tr> </thead> <tbody> <tr> <td>1</td> <td>5898.60</td> <td>49.89</td> <td>68.20</td> <td>-18.31</td> <td>39.96</td> <td>35.10</td> <td>11.38</td> <td>36.55</td> <td>0.00</td> <td>318</td> <td>318</td> <td>AVERAGE</td> </tr> </tbody> </table>	Limit	Read	Ant	Cable	Preamp	Aux	APos	TPos	Remark		Freq	Level	Line Margin	Level Factor	Loss Factor	Factor			cm	deg	MHz	dBuV/m	dBuV/m	dB	dBuV	dB/m	dB	dB	dB	cm	deg	1	5898.60	49.89	68.20	-18.31	39.96	35.10	11.38	36.55	0.00	318	318	AVERAGE	<table border="1"> <thead> <tr> <th>Limit</th> <th>Read</th> <th>Ant</th> <th>Cable</th> <th>Preamp</th> <th>Aux</th> <th>APos</th> <th>TPos</th> <th colspan="2">Remark</th> </tr> <tr> <th>Freq</th> <th>Level</th> <th>Line Margin</th> <th>Level Factor</th> <th>Loss Factor</th> <th>Factor</th> <th></th> <th></th> <th>cm</th> <th>deg</th> </tr> <tr> <th>MHz</th> <th>dBuV/m</th> <th>dBuV/m</th> <th>dB</th> <th>dBuV</th> <th>dB/m</th> <th>dB</th> <th>dB</th> <th>dB</th> <th>cm</th> <th>deg</th> </tr> </thead> <tbody> <tr> <td>1</td> <td>6105.00</td> <td>89.49</td> <td>-----</td> <td>-----</td> <td>79.37</td> <td>35.39</td> <td>11.53</td> <td>36.80</td> <td>0.00</td> <td>318</td> <td>318</td> <td>AVERAGE</td> </tr> </tbody> </table>		Limit	Read	Ant	Cable	Preamp	Aux	APos	TPos	Remark		Freq	Level	Line Margin	Level Factor	Loss Factor	Factor			cm	deg	MHz	dBuV/m	dBuV/m	dB	dBuV	dB/m	dB	dB	dB	cm	deg	1	6105.00	89.49	-----	-----	79.37	35.39	11.53	36.80	0.00	318	318
Limit	Read	Ant	Cable	Preamp	Aux	APos	TPos	Remark																																																																																		
Freq	Level	Line Margin	Level Factor	Loss Factor	Factor			cm	deg																																																																																	
MHz	dBuV/m	dBuV/m	dB	dBuV	dB/m	dB	dB	dB	cm	deg																																																																																
1	5898.60	49.89	68.20	-18.31	39.96	35.10	11.38	36.55	0.00	318	318	AVERAGE																																																																														
Limit	Read	Ant	Cable	Preamp	Aux	APos	TPos	Remark																																																																																		
Freq	Level	Line Margin	Level Factor	Loss Factor	Factor			cm	deg																																																																																	
MHz	dBuV/m	dBuV/m	dB	dBuV	dB/m	dB	dB	dB	cm	deg																																																																																
1	6105.00	89.49	-----	-----	79.37	35.39	11.53	36.80	0.00	318	318	AVERAGE																																																																														



		122																																																																																		
Mode		Band Edge																																																																																		
		U-NII-8_6.525-7.125_802.11be EHT320_CH191_Puncturing 80M+40M ⑦_6905MHz																																																																																		
ANT		CDD 1+2																																																																																		
Pol.	Horizontal	Fundamental																																																																																		
Peak	<table border="1"> <thead> <tr> <th>Limit</th> <th>Read</th> <th>Ant</th> <th>Cable</th> <th>Preamp</th> <th>Aux</th> <th>APos</th> <th>TPos</th> <th>Remark</th> </tr> <tr> <th>Freq</th> <th>Level</th> <th>Line Margin</th> <th>Level Factor</th> <th>Loss Factor</th> <th>Factor</th> <th></th> <th></th> <th></th> </tr> <tr> <th>MHz</th> <th>dBuV/m</th> <th>dBuV/m</th> <th>dB</th> <th>dBuV</th> <th>dB/m</th> <th>dB</th> <th>dB</th> <th>cm</th> <th>deg</th> </tr> </thead> <tbody> <tr> <td>1</td> <td>7346.20</td> <td>51.77</td> <td>74.00</td> <td>-22.23</td> <td>40.16</td> <td>35.70</td> <td>12.72</td> <td>36.81</td> <td>0.00</td> <td>300</td> <td>245</td> <td>PEAK</td> </tr> </tbody> </table>	Limit	Read	Ant	Cable	Preamp	Aux	APos	TPos	Remark	Freq	Level	Line Margin	Level Factor	Loss Factor	Factor				MHz	dBuV/m	dBuV/m	dB	dBuV	dB/m	dB	dB	cm	deg	1	7346.20	51.77	74.00	-22.23	40.16	35.70	12.72	36.81	0.00	300	245	PEAK	<table border="1"> <thead> <tr> <th>Limit</th> <th>Read</th> <th>Ant</th> <th>Cable</th> <th>Preamp</th> <th>Aux</th> <th>APos</th> <th>TPos</th> <th>Remark</th> </tr> <tr> <th>Freq</th> <th>Level</th> <th>Line Margin</th> <th>Level Factor</th> <th>Loss Factor</th> <th>Factor</th> <th></th> <th></th> <th></th> </tr> <tr> <th>MHz</th> <th>dBuV/m</th> <th>dBuV/m</th> <th>dB</th> <th>dBuV</th> <th>dB/m</th> <th>dB</th> <th>dB</th> <th>cm</th> <th>deg</th> </tr> </thead> <tbody> <tr> <td>1</td> <td>6905.00</td> <td>88.86</td> <td>-----</td> <td>-----</td> <td>77.85</td> <td>35.60</td> <td>12.36</td> <td>36.95</td> <td>0.00</td> <td>300</td> <td>245</td> <td>PEAK</td> </tr> </tbody> </table>	Limit	Read	Ant	Cable	Preamp	Aux	APos	TPos	Remark	Freq	Level	Line Margin	Level Factor	Loss Factor	Factor				MHz	dBuV/m	dBuV/m	dB	dBuV	dB/m	dB	dB	cm	deg	1	6905.00	88.86	-----	-----	77.85	35.60	12.36	36.95	0.00	300	245	PEAK
	Limit	Read	Ant	Cable	Preamp	Aux	APos	TPos	Remark																																																																											
Freq	Level	Line Margin	Level Factor	Loss Factor	Factor																																																																															
MHz	dBuV/m	dBuV/m	dB	dBuV	dB/m	dB	dB	cm	deg																																																																											
1	7346.20	51.77	74.00	-22.23	40.16	35.70	12.72	36.81	0.00	300	245	PEAK																																																																								
Limit	Read	Ant	Cable	Preamp	Aux	APos	TPos	Remark																																																																												
Freq	Level	Line Margin	Level Factor	Loss Factor	Factor																																																																															
MHz	dBuV/m	dBuV/m	dB	dBuV	dB/m	dB	dB	cm	deg																																																																											
1	6905.00	88.86	-----	-----	77.85	35.60	12.36	36.95	0.00	300	245	PEAK																																																																								
Avg	<table border="1"> <thead> <tr> <th>Limit</th> <th>Read</th> <th>Ant</th> <th>Cable</th> <th>Preamp</th> <th>Aux</th> <th>APos</th> <th>TPos</th> <th>Remark</th> </tr> <tr> <th>Freq</th> <th>Level</th> <th>Line Margin</th> <th>Level Factor</th> <th>Loss Factor</th> <th>Factor</th> <th></th> <th></th> <th></th> </tr> <tr> <th>MHz</th> <th>dBuV/m</th> <th>dBuV/m</th> <th>dB</th> <th>dBuV</th> <th>dB/m</th> <th>dB</th> <th>dB</th> <th>cm</th> <th>deg</th> </tr> </thead> <tbody> <tr> <td>1</td> <td>7251.16</td> <td>40.61</td> <td>54.00</td> <td>-13.39</td> <td>28.98</td> <td>35.70</td> <td>12.72</td> <td>36.79</td> <td>0.00</td> <td>300</td> <td>245</td> <td>AVERAGE</td> </tr> </tbody> </table>	Limit	Read	Ant	Cable	Preamp	Aux	APos	TPos	Remark	Freq	Level	Line Margin	Level Factor	Loss Factor	Factor				MHz	dBuV/m	dBuV/m	dB	dBuV	dB/m	dB	dB	cm	deg	1	7251.16	40.61	54.00	-13.39	28.98	35.70	12.72	36.79	0.00	300	245	AVERAGE	<table border="1"> <thead> <tr> <th>Limit</th> <th>Read</th> <th>Ant</th> <th>Cable</th> <th>Preamp</th> <th>Aux</th> <th>APos</th> <th>TPos</th> <th>Remark</th> </tr> <tr> <th>Freq</th> <th>Level</th> <th>Line Margin</th> <th>Level Factor</th> <th>Loss Factor</th> <th>Factor</th> <th></th> <th></th> <th></th> </tr> <tr> <th>MHz</th> <th>dBuV/m</th> <th>dBuV/m</th> <th>dB</th> <th>dBuV</th> <th>dB/m</th> <th>dB</th> <th>dB</th> <th>cm</th> <th>deg</th> </tr> </thead> <tbody> <tr> <td>1</td> <td>6905.00</td> <td>78.58</td> <td>-----</td> <td>-----</td> <td>67.57</td> <td>35.60</td> <td>12.36</td> <td>36.95</td> <td>0.00</td> <td>300</td> <td>245</td> <td>AVERAGE</td> </tr> </tbody> </table>	Limit	Read	Ant	Cable	Preamp	Aux	APos	TPos	Remark	Freq	Level	Line Margin	Level Factor	Loss Factor	Factor				MHz	dBuV/m	dBuV/m	dB	dBuV	dB/m	dB	dB	cm	deg	1	6905.00	78.58	-----	-----	67.57	35.60	12.36	36.95	0.00	300	245	AVERAGE
	Limit	Read	Ant	Cable	Preamp	Aux	APos	TPos	Remark																																																																											
Freq	Level	Line Margin	Level Factor	Loss Factor	Factor																																																																															
MHz	dBuV/m	dBuV/m	dB	dBuV	dB/m	dB	dB	cm	deg																																																																											
1	7251.16	40.61	54.00	-13.39	28.98	35.70	12.72	36.79	0.00	300	245	AVERAGE																																																																								
Limit	Read	Ant	Cable	Preamp	Aux	APos	TPos	Remark																																																																												
Freq	Level	Line Margin	Level Factor	Loss Factor	Factor																																																																															
MHz	dBuV/m	dBuV/m	dB	dBuV	dB/m	dB	dB	cm	deg																																																																											
1	6905.00	78.58	-----	-----	67.57	35.60	12.36	36.95	0.00	300	245	AVERAGE																																																																								

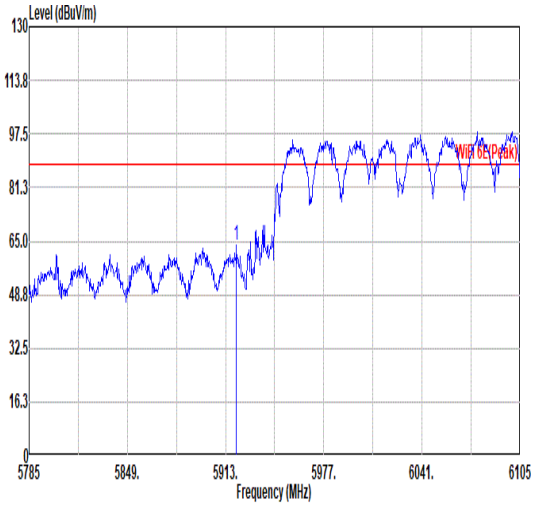
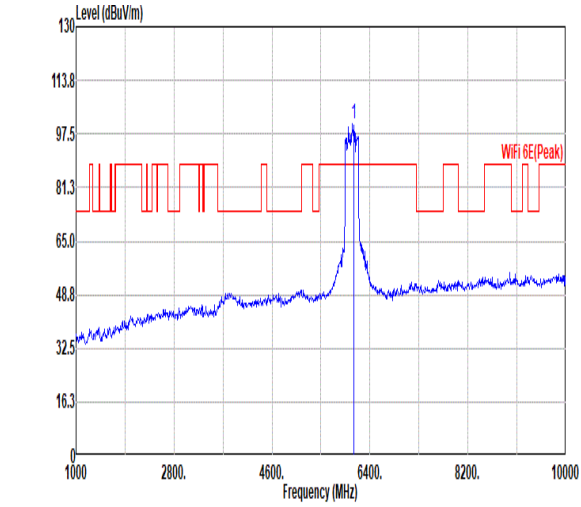
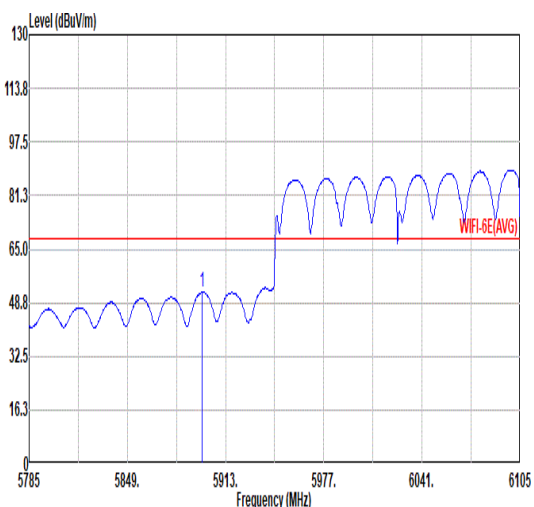
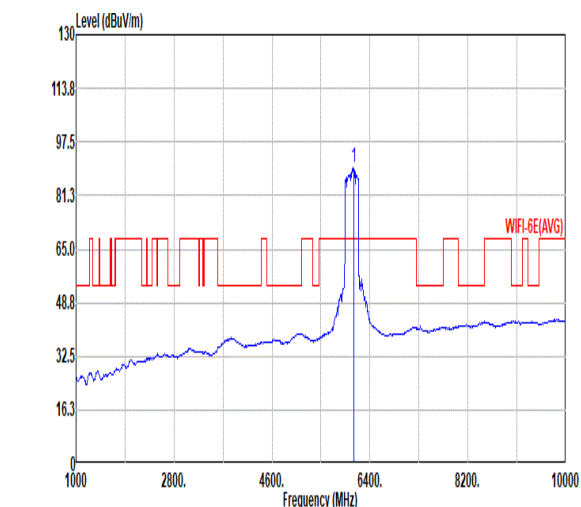


Mode	122																																																																																	
	Band Edge																																																																																	
	U-NII-8_6.525-7.125_802.11be EHT320_CH191_Puncturing 80M+40M ⑦_6905MHz																																																																																	
ANT	CDD 1+2																																																																																	
Pol.	Vertical	Fundamental																																																																																
Peak	<table border="1"> <thead> <tr> <th>Limit</th> <th>Read</th> <th>Ant</th> <th>Cable</th> <th>Preamp</th> <th>Aux</th> <th>APos</th> <th>TPos</th> <th>Remark</th> </tr> <tr> <th>Freq</th> <th>Level</th> <th>Line</th> <th>Margin</th> <th>Level</th> <th>Factor</th> <th>Loss</th> <th>Factor</th> <th>Factor</th> </tr> <tr> <th>MHz</th> <th>dBuV/m</th> <th>dBuV/m</th> <th>dB</th> <th>dBuV</th> <th>dB/m</th> <th>dB</th> <th>dB</th> <th>dB</th> </tr> </thead> <tbody> <tr> <td>1</td> <td>7270.60</td> <td>52.00</td> <td>74.00</td> <td>-22.00</td> <td>40.38</td> <td>35.70</td> <td>12.72</td> <td>36.00</td> <td>0.00</td> <td>300</td> <td>78</td> <td>PEAK</td> </tr> </tbody> </table>	Limit	Read	Ant	Cable	Preamp	Aux	APos	TPos	Remark	Freq	Level	Line	Margin	Level	Factor	Loss	Factor	Factor	MHz	dBuV/m	dBuV/m	dB	dBuV	dB/m	dB	dB	dB	1	7270.60	52.00	74.00	-22.00	40.38	35.70	12.72	36.00	0.00	300	78	PEAK	<table border="1"> <thead> <tr> <th>Limit</th> <th>Read</th> <th>Ant</th> <th>Cable</th> <th>Preamp</th> <th>Aux</th> <th>APos</th> <th>TPos</th> <th>Remark</th> </tr> <tr> <th>Freq</th> <th>Level</th> <th>Line</th> <th>Margin</th> <th>Level</th> <th>Factor</th> <th>Loss</th> <th>Factor</th> <th>Factor</th> </tr> <tr> <th>MHz</th> <th>dBuV/m</th> <th>dBuV/m</th> <th>dB</th> <th>dBuV</th> <th>dB/m</th> <th>dB</th> <th>dB</th> <th>dB</th> </tr> </thead> <tbody> <tr> <td>1</td> <td>6905.00</td> <td>95.55</td> <td>-----</td> <td>-----</td> <td>84.54</td> <td>35.60</td> <td>12.36</td> <td>36.95</td> <td>0.00</td> <td>300</td> <td>78</td> <td>PEAK</td> </tr> </tbody> </table>	Limit	Read	Ant	Cable	Preamp	Aux	APos	TPos	Remark	Freq	Level	Line	Margin	Level	Factor	Loss	Factor	Factor	MHz	dBuV/m	dBuV/m	dB	dBuV	dB/m	dB	dB	dB	1	6905.00	95.55	-----	-----	84.54	35.60	12.36	36.95	0.00	300	78	PEAK
	Limit	Read	Ant	Cable	Preamp	Aux	APos	TPos	Remark																																																																									
Freq	Level	Line	Margin	Level	Factor	Loss	Factor	Factor																																																																										
MHz	dBuV/m	dBuV/m	dB	dBuV	dB/m	dB	dB	dB																																																																										
1	7270.60	52.00	74.00	-22.00	40.38	35.70	12.72	36.00	0.00	300	78	PEAK																																																																						
Limit	Read	Ant	Cable	Preamp	Aux	APos	TPos	Remark																																																																										
Freq	Level	Line	Margin	Level	Factor	Loss	Factor	Factor																																																																										
MHz	dBuV/m	dBuV/m	dB	dBuV	dB/m	dB	dB	dB																																																																										
1	6905.00	95.55	-----	-----	84.54	35.60	12.36	36.95	0.00	300	78	PEAK																																																																						
Avg	<table border="1"> <thead> <tr> <th>Limit</th> <th>Read</th> <th>Ant</th> <th>Cable</th> <th>Preamp</th> <th>Aux</th> <th>APos</th> <th>TPos</th> <th>Remark</th> </tr> <tr> <th>Freq</th> <th>Level</th> <th>Line</th> <th>Margin</th> <th>Level</th> <th>Factor</th> <th>Loss</th> <th>Factor</th> <th>Factor</th> </tr> <tr> <th>MHz</th> <th>dBuV/m</th> <th>dBuV/m</th> <th>dB</th> <th>dBuV</th> <th>dB/m</th> <th>dB</th> <th>dB</th> <th>dB</th> </tr> </thead> <tbody> <tr> <td>1</td> <td>7250.44</td> <td>40.64</td> <td>54.00</td> <td>-13.36</td> <td>29.01</td> <td>35.70</td> <td>12.72</td> <td>36.79</td> <td>0.00</td> <td>300</td> <td>78</td> <td>AVERAGE</td> </tr> </tbody> </table>	Limit	Read	Ant	Cable	Preamp	Aux	APos	TPos	Remark	Freq	Level	Line	Margin	Level	Factor	Loss	Factor	Factor	MHz	dBuV/m	dBuV/m	dB	dBuV	dB/m	dB	dB	dB	1	7250.44	40.64	54.00	-13.36	29.01	35.70	12.72	36.79	0.00	300	78	AVERAGE	<table border="1"> <thead> <tr> <th>Limit</th> <th>Read</th> <th>Ant</th> <th>Cable</th> <th>Preamp</th> <th>Aux</th> <th>APos</th> <th>TPos</th> <th>Remark</th> </tr> <tr> <th>Freq</th> <th>Level</th> <th>Line</th> <th>Margin</th> <th>Level</th> <th>Factor</th> <th>Loss</th> <th>Factor</th> <th>Factor</th> </tr> <tr> <th>MHz</th> <th>dBuV/m</th> <th>dBuV/m</th> <th>dB</th> <th>dBuV</th> <th>dB/m</th> <th>dB</th> <th>dB</th> <th>dB</th> </tr> </thead> <tbody> <tr> <td>1</td> <td>6905.00</td> <td>86.75</td> <td>-----</td> <td>-----</td> <td>75.74</td> <td>35.60</td> <td>12.36</td> <td>36.95</td> <td>0.00</td> <td>300</td> <td>78</td> <td>AVERAGE</td> </tr> </tbody> </table>	Limit	Read	Ant	Cable	Preamp	Aux	APos	TPos	Remark	Freq	Level	Line	Margin	Level	Factor	Loss	Factor	Factor	MHz	dBuV/m	dBuV/m	dB	dBuV	dB/m	dB	dB	dB	1	6905.00	86.75	-----	-----	75.74	35.60	12.36	36.95	0.00	300	78	AVERAGE
Limit	Read	Ant	Cable	Preamp	Aux	APos	TPos	Remark																																																																										
Freq	Level	Line	Margin	Level	Factor	Loss	Factor	Factor																																																																										
MHz	dBuV/m	dBuV/m	dB	dBuV	dB/m	dB	dB	dB																																																																										
1	7250.44	40.64	54.00	-13.36	29.01	35.70	12.72	36.79	0.00	300	78	AVERAGE																																																																						
Limit	Read	Ant	Cable	Preamp	Aux	APos	TPos	Remark																																																																										
Freq	Level	Line	Margin	Level	Factor	Loss	Factor	Factor																																																																										
MHz	dBuV/m	dBuV/m	dB	dBuV	dB/m	dB	dB	dB																																																																										
1	6905.00	86.75	-----	-----	75.74	35.60	12.36	36.95	0.00	300	78	AVERAGE																																																																						

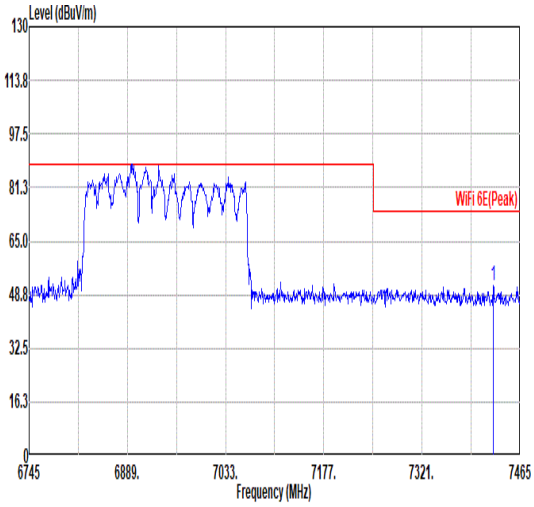
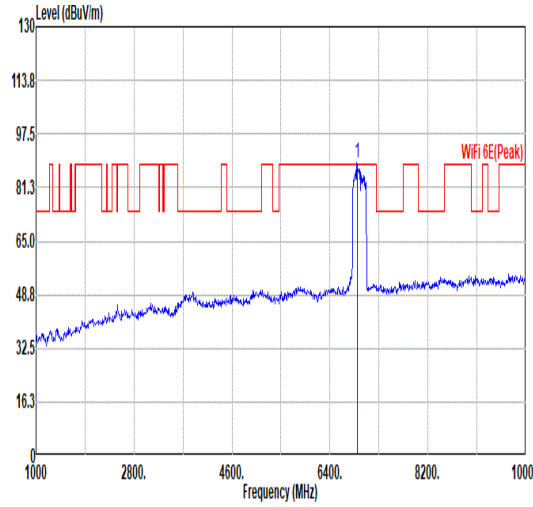
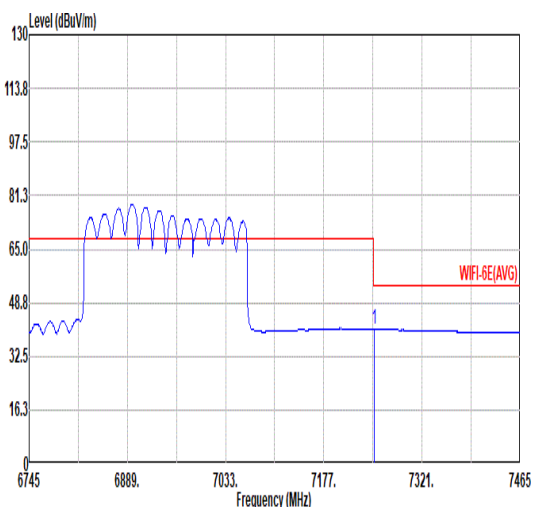
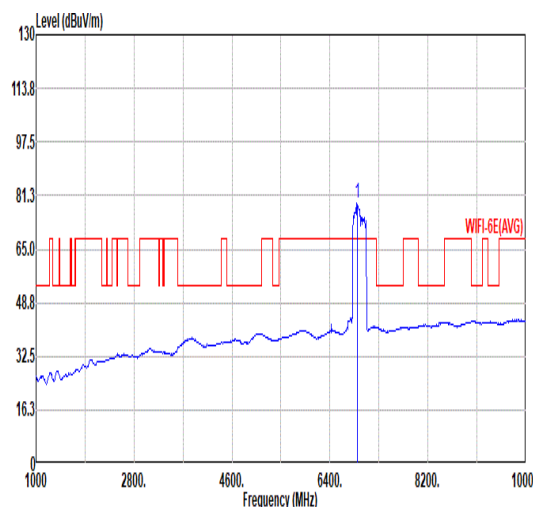


		123																																																																														
Mode	Band Edge																																																																															
	U-NII-5_5.925-6.425_802.11be EHT320_CH31_Puncturing 80M ①_6105MHz																																																																															
ANT	CDD 1+2																																																																															
Pol.	Horizontal	Fundamental																																																																														
Peak	<table border="1"> <thead> <tr> <th>Limit</th> <th>Read</th> <th>Ant</th> <th>Cable</th> <th>Preamp</th> <th>Aux</th> <th>APos</th> <th>TPos</th> </tr> <tr> <th>Freq</th> <th>Level</th> <th>Line Margin</th> <th>Level Factor</th> <th>Loss Factor</th> <th>Factor</th> <th></th> <th>Remark</th> </tr> <tr> <th>MHz</th> <th>dBuV/m</th> <th>dBuV/m</th> <th>dB</th> <th>dBuV</th> <th>dB/m</th> <th>dB</th> <th>dB</th> <th>cm</th> <th>deg</th> </tr> </thead> <tbody> <tr> <td>1</td> <td>5904.68</td> <td>58.33</td> <td>88.20</td> <td>-29.87</td> <td>48.42</td> <td>35.10</td> <td>11.38</td> <td>36.57</td> <td>0.00</td> <td>332</td> <td>207</td> <td>PEAK</td> </tr> </tbody> </table>	Limit	Read	Ant	Cable	Preamp	Aux	APos	TPos	Freq	Level	Line Margin	Level Factor	Loss Factor	Factor		Remark	MHz	dBuV/m	dBuV/m	dB	dBuV	dB/m	dB	dB	cm	deg	1	5904.68	58.33	88.20	-29.87	48.42	35.10	11.38	36.57	0.00	332	207	PEAK	<table border="1"> <thead> <tr> <th>Limit</th> <th>Read</th> <th>Ant</th> <th>Cable</th> <th>Preamp</th> <th>Aux</th> <th>APos</th> <th>TPos</th> </tr> <tr> <th>Freq</th> <th>Level</th> <th>Line Margin</th> <th>Level Factor</th> <th>Loss Factor</th> <th>Factor</th> <th></th> <th>Remark</th> </tr> <tr> <th>MHz</th> <th>dBuV/m</th> <th>dBuV/m</th> <th>dB</th> <th>dBuV</th> <th>dB/m</th> <th>dB</th> <th>dB</th> <th>cm</th> <th>deg</th> </tr> </thead> <tbody> <tr> <td>1</td> <td>6105.00</td> <td>91.76</td> <td>-----</td> <td>-----</td> <td>81.52</td> <td>35.43</td> <td>11.56</td> <td>36.75</td> <td>0.00</td> <td>332</td> <td>207</td> <td>PEAK</td> </tr> </tbody> </table>	Limit	Read	Ant	Cable	Preamp	Aux	APos	TPos	Freq	Level	Line Margin	Level Factor	Loss Factor	Factor		Remark	MHz	dBuV/m	dBuV/m	dB	dBuV	dB/m	dB	dB	cm	deg	1	6105.00	91.76	-----	-----	81.52	35.43	11.56	36.75	0.00	332	207	PEAK
	Limit	Read	Ant	Cable	Preamp	Aux	APos	TPos																																																																								
Freq	Level	Line Margin	Level Factor	Loss Factor	Factor		Remark																																																																									
MHz	dBuV/m	dBuV/m	dB	dBuV	dB/m	dB	dB	cm	deg																																																																							
1	5904.68	58.33	88.20	-29.87	48.42	35.10	11.38	36.57	0.00	332	207	PEAK																																																																				
Limit	Read	Ant	Cable	Preamp	Aux	APos	TPos																																																																									
Freq	Level	Line Margin	Level Factor	Loss Factor	Factor		Remark																																																																									
MHz	dBuV/m	dBuV/m	dB	dBuV	dB/m	dB	dB	cm	deg																																																																							
1	6105.00	91.76	-----	-----	81.52	35.43	11.56	36.75	0.00	332	207	PEAK																																																																				
Avg	<table border="1"> <thead> <tr> <th>Limit</th> <th>Read</th> <th>Ant</th> <th>Cable</th> <th>Preamp</th> <th>Aux</th> <th>APos</th> <th>TPos</th> </tr> <tr> <th>Freq</th> <th>Level</th> <th>Line Margin</th> <th>Level Factor</th> <th>Loss Factor</th> <th>Factor</th> <th></th> <th>Remark</th> </tr> <tr> <th>MHz</th> <th>dBuV/m</th> <th>dBuV/m</th> <th>dB</th> <th>dBuV</th> <th>dB/m</th> <th>dB</th> <th>dB</th> <th>cm</th> <th>deg</th> </tr> </thead> <tbody> <tr> <td>1</td> <td>5923.56</td> <td>48.14</td> <td>68.20</td> <td>-20.06</td> <td>38.22</td> <td>35.12</td> <td>11.40</td> <td>36.60</td> <td>0.00</td> <td>332</td> <td>207</td> <td>AVERAGE</td> </tr> </tbody> </table>	Limit	Read	Ant	Cable	Preamp	Aux	APos	TPos	Freq	Level	Line Margin	Level Factor	Loss Factor	Factor		Remark	MHz	dBuV/m	dBuV/m	dB	dBuV	dB/m	dB	dB	cm	deg	1	5923.56	48.14	68.20	-20.06	38.22	35.12	11.40	36.60	0.00	332	207	AVERAGE	<table border="1"> <thead> <tr> <th>Limit</th> <th>Read</th> <th>Ant</th> <th>Cable</th> <th>Preamp</th> <th>Aux</th> <th>APos</th> <th>TPos</th> </tr> <tr> <th>Freq</th> <th>Level</th> <th>Line Margin</th> <th>Level Factor</th> <th>Loss Factor</th> <th>Factor</th> <th></th> <th>Remark</th> </tr> <tr> <th>MHz</th> <th>dBuV/m</th> <th>dBuV/m</th> <th>dB</th> <th>dBuV</th> <th>dB/m</th> <th>dB</th> <th>dB</th> <th>cm</th> <th>deg</th> </tr> </thead> <tbody> <tr> <td>1</td> <td>6105.00</td> <td>82.79</td> <td>-----</td> <td>-----</td> <td>72.64</td> <td>35.40</td> <td>11.54</td> <td>36.79</td> <td>0.00</td> <td>332</td> <td>207</td> <td>AVERAGE</td> </tr> </tbody> </table>	Limit	Read	Ant	Cable	Preamp	Aux	APos	TPos	Freq	Level	Line Margin	Level Factor	Loss Factor	Factor		Remark	MHz	dBuV/m	dBuV/m	dB	dBuV	dB/m	dB	dB	cm	deg	1	6105.00	82.79	-----	-----	72.64	35.40	11.54	36.79	0.00	332	207	AVERAGE
	Limit	Read	Ant	Cable	Preamp	Aux	APos	TPos																																																																								
Freq	Level	Line Margin	Level Factor	Loss Factor	Factor		Remark																																																																									
MHz	dBuV/m	dBuV/m	dB	dBuV	dB/m	dB	dB	cm	deg																																																																							
1	5923.56	48.14	68.20	-20.06	38.22	35.12	11.40	36.60	0.00	332	207	AVERAGE																																																																				
Limit	Read	Ant	Cable	Preamp	Aux	APos	TPos																																																																									
Freq	Level	Line Margin	Level Factor	Loss Factor	Factor		Remark																																																																									
MHz	dBuV/m	dBuV/m	dB	dBuV	dB/m	dB	dB	cm	deg																																																																							
1	6105.00	82.79	-----	-----	72.64	35.40	11.54	36.79	0.00	332	207	AVERAGE																																																																				



		123																																																																														
Mode	Band Edge																																																																															
	U-NII-5_5.925-6.425_802.11be EHT320_CH31_Puncturing 80M ①_6105MHz																																																																															
ANT	CDD 1+2																																																																															
Pol.	Vertical	Fundamental																																																																														
Peak	 <p>Level (dBuV/m) vs Frequency (MHz) plot for Vertical polarization. The y-axis ranges from 0 to 130 dBuV/m, and the x-axis ranges from 5785 to 6105 MHz. A red horizontal line indicates the limit at approximately 81.3 dBuV/m. A blue trace shows the signal level, with a peak labeled 'Wifi 6E(Peak)' at 6105 MHz.</p> <table border="1"> <thead> <tr> <th>Limit</th> <th>Read</th> <th>Ant</th> <th>Cable</th> <th>Preamp</th> <th>Aux</th> <th>APos</th> <th>TPos</th> </tr> <tr> <th>Freq</th> <th>Level</th> <th>Line Margin</th> <th>Level Factor</th> <th>Loss Factor</th> <th>Factor</th> <th></th> <th>Remark</th> </tr> <tr> <th>MHz</th> <th>dBuV/m</th> <th>dBuV/m</th> <th>dB</th> <th>dBuV</th> <th>dB/m</th> <th>dB</th> <th>dB</th> <th>cm</th> <th>deg</th> </tr> </thead> <tbody> <tr> <td>1</td> <td>5920.04</td> <td>63.69</td> <td>88.20</td> <td>-24.51</td> <td>53.76</td> <td>35.12</td> <td>11.40</td> <td>36.59</td> <td>0.00</td> <td>318</td> <td>318</td> <td>PEAK</td> </tr> </tbody> </table>	Limit	Read	Ant	Cable	Preamp	Aux	APos	TPos	Freq	Level	Line Margin	Level Factor	Loss Factor	Factor		Remark	MHz	dBuV/m	dBuV/m	dB	dBuV	dB/m	dB	dB	cm	deg	1	5920.04	63.69	88.20	-24.51	53.76	35.12	11.40	36.59	0.00	318	318	PEAK	 <p>Level (dBuV/m) vs Frequency (MHz) plot for Fundamental polarization. The y-axis ranges from 0 to 130 dBuV/m, and the x-axis ranges from 1000 to 10000 MHz. A red horizontal line indicates the limit at approximately 81.3 dBuV/m. A blue trace shows the signal level, with a peak labeled 'Wifi 6E(Peak)' at 6105 MHz.</p> <table border="1"> <thead> <tr> <th>Limit</th> <th>Read</th> <th>Ant</th> <th>Cable</th> <th>Preamp</th> <th>Aux</th> <th>APos</th> <th>TPos</th> </tr> <tr> <th>Freq</th> <th>Level</th> <th>Line Margin</th> <th>Level Factor</th> <th>Loss Factor</th> <th>Factor</th> <th></th> <th>Remark</th> </tr> <tr> <th>MHz</th> <th>dBuV/m</th> <th>dBuV/m</th> <th>dB</th> <th>dBuV</th> <th>dB/m</th> <th>dB</th> <th>dB</th> <th>cm</th> <th>deg</th> </tr> </thead> <tbody> <tr> <td>1</td> <td>6105.00</td> <td>100.51</td> <td>-----</td> <td>-----</td> <td>90.44</td> <td>35.35</td> <td>11.52</td> <td>36.80</td> <td>0.00</td> <td>318</td> <td>318</td> <td>PEAK</td> </tr> </tbody> </table>	Limit	Read	Ant	Cable	Preamp	Aux	APos	TPos	Freq	Level	Line Margin	Level Factor	Loss Factor	Factor		Remark	MHz	dBuV/m	dBuV/m	dB	dBuV	dB/m	dB	dB	cm	deg	1	6105.00	100.51	-----	-----	90.44	35.35	11.52	36.80	0.00	318	318	PEAK
	Limit	Read	Ant	Cable	Preamp	Aux	APos	TPos																																																																								
Freq	Level	Line Margin	Level Factor	Loss Factor	Factor		Remark																																																																									
MHz	dBuV/m	dBuV/m	dB	dBuV	dB/m	dB	dB	cm	deg																																																																							
1	5920.04	63.69	88.20	-24.51	53.76	35.12	11.40	36.59	0.00	318	318	PEAK																																																																				
Limit	Read	Ant	Cable	Preamp	Aux	APos	TPos																																																																									
Freq	Level	Line Margin	Level Factor	Loss Factor	Factor		Remark																																																																									
MHz	dBuV/m	dBuV/m	dB	dBuV	dB/m	dB	dB	cm	deg																																																																							
1	6105.00	100.51	-----	-----	90.44	35.35	11.52	36.80	0.00	318	318	PEAK																																																																				
Avg	 <p>Level (dBuV/m) vs Frequency (MHz) plot for Vertical polarization. The y-axis ranges from 0 to 130 dBuV/m, and the x-axis ranges from 5785 to 6105 MHz. A red horizontal line indicates the limit at approximately 65.0 dBuV/m. A blue trace shows the average signal level, with a peak labeled 'Wifi 6E(AVG)' at 6105 MHz.</p> <table border="1"> <thead> <tr> <th>Limit</th> <th>Read</th> <th>Ant</th> <th>Cable</th> <th>Preamp</th> <th>Aux</th> <th>APos</th> <th>TPos</th> </tr> <tr> <th>Freq</th> <th>Level</th> <th>Line Margin</th> <th>Level Factor</th> <th>Loss Factor</th> <th>Factor</th> <th></th> <th>Remark</th> </tr> <tr> <th>MHz</th> <th>dBuV/m</th> <th>dBuV/m</th> <th>dB</th> <th>dBuV</th> <th>dB/m</th> <th>dB</th> <th>dB</th> <th>cm</th> <th>deg</th> </tr> </thead> <tbody> <tr> <td>1</td> <td>5897.64</td> <td>51.92</td> <td>68.20</td> <td>-16.28</td> <td>41.98</td> <td>35.10</td> <td>11.38</td> <td>36.54</td> <td>0.00</td> <td>318</td> <td>318</td> <td>AVERAGE</td> </tr> </tbody> </table>	Limit	Read	Ant	Cable	Preamp	Aux	APos	TPos	Freq	Level	Line Margin	Level Factor	Loss Factor	Factor		Remark	MHz	dBuV/m	dBuV/m	dB	dBuV	dB/m	dB	dB	cm	deg	1	5897.64	51.92	68.20	-16.28	41.98	35.10	11.38	36.54	0.00	318	318	AVERAGE	 <p>Level (dBuV/m) vs Frequency (MHz) plot for Fundamental polarization. The y-axis ranges from 0 to 130 dBuV/m, and the x-axis ranges from 1000 to 10000 MHz. A red horizontal line indicates the limit at approximately 65.0 dBuV/m. A blue trace shows the average signal level, with a peak labeled 'Wifi 6E(AVG)' at 6105 MHz.</p> <table border="1"> <thead> <tr> <th>Limit</th> <th>Read</th> <th>Ant</th> <th>Cable</th> <th>Preamp</th> <th>Aux</th> <th>APos</th> <th>TPos</th> </tr> <tr> <th>Freq</th> <th>Level</th> <th>Line Margin</th> <th>Level Factor</th> <th>Loss Factor</th> <th>Factor</th> <th></th> <th>Remark</th> </tr> <tr> <th>MHz</th> <th>dBuV/m</th> <th>dBuV/m</th> <th>dB</th> <th>dBuV</th> <th>dB/m</th> <th>dB</th> <th>dB</th> <th>cm</th> <th>deg</th> </tr> </thead> <tbody> <tr> <td>1</td> <td>6105.00</td> <td>89.54</td> <td>-----</td> <td>-----</td> <td>79.42</td> <td>35.39</td> <td>11.53</td> <td>36.80</td> <td>0.00</td> <td>318</td> <td>318</td> <td>AVERAGE</td> </tr> </tbody> </table>	Limit	Read	Ant	Cable	Preamp	Aux	APos	TPos	Freq	Level	Line Margin	Level Factor	Loss Factor	Factor		Remark	MHz	dBuV/m	dBuV/m	dB	dBuV	dB/m	dB	dB	cm	deg	1	6105.00	89.54	-----	-----	79.42	35.39	11.53	36.80	0.00	318	318	AVERAGE
Limit	Read	Ant	Cable	Preamp	Aux	APos	TPos																																																																									
Freq	Level	Line Margin	Level Factor	Loss Factor	Factor		Remark																																																																									
MHz	dBuV/m	dBuV/m	dB	dBuV	dB/m	dB	dB	cm	deg																																																																							
1	5897.64	51.92	68.20	-16.28	41.98	35.10	11.38	36.54	0.00	318	318	AVERAGE																																																																				
Limit	Read	Ant	Cable	Preamp	Aux	APos	TPos																																																																									
Freq	Level	Line Margin	Level Factor	Loss Factor	Factor		Remark																																																																									
MHz	dBuV/m	dBuV/m	dB	dBuV	dB/m	dB	dB	cm	deg																																																																							
1	6105.00	89.54	-----	-----	79.42	35.39	11.53	36.80	0.00	318	318	AVERAGE																																																																				



		124																																																																																
Mode	Band Edge																																																																																	
	U-NII-8_6.525-7.125_802.11be EHT320_CH191_Puncturing 80M ①_6905MHz																																																																																	
ANT	CDD 1+2																																																																																	
Pol.	Horizontal	Fundamental																																																																																
Peak	 <p>Level (dBuV/m)</p> <p>Frequency (MHz)</p> <p>WiFi 6E(Peak)</p> <table border="1"> <thead> <tr> <th>Limit</th> <th>Read</th> <th>Ant</th> <th>Cable</th> <th>Preamp</th> <th>Aux</th> <th>APos</th> <th>TPos</th> <th>Remark</th> </tr> <tr> <th>Freq</th> <th>Level</th> <th>Line</th> <th>Margin</th> <th>Level</th> <th>Factor</th> <th>Loss</th> <th>Factor</th> <th>Factor</th> </tr> <tr> <th>MHz</th> <th>dBuV/m</th> <th>dBuV/m</th> <th>dB</th> <th>dBuV</th> <th>dB/m</th> <th>dB</th> <th>dB</th> <th>dB</th> </tr> </thead> <tbody> <tr> <td>1</td> <td>7425.40</td> <td>51.33</td> <td>74.00</td> <td>-22.67</td> <td>39.44</td> <td>35.73</td> <td>12.76</td> <td>36.60</td> <td>0.00</td> <td>301</td> <td>244</td> <td>PEAK</td> </tr> </tbody> </table>	Limit	Read	Ant	Cable	Preamp	Aux	APos	TPos	Remark	Freq	Level	Line	Margin	Level	Factor	Loss	Factor	Factor	MHz	dBuV/m	dBuV/m	dB	dBuV	dB/m	dB	dB	dB	1	7425.40	51.33	74.00	-22.67	39.44	35.73	12.76	36.60	0.00	301	244	PEAK	 <p>Level (dBuV/m)</p> <p>Frequency (MHz)</p> <p>WiFi 6E(Peak)</p> <table border="1"> <thead> <tr> <th>Limit</th> <th>Read</th> <th>Ant</th> <th>Cable</th> <th>Preamp</th> <th>Aux</th> <th>APos</th> <th>TPos</th> <th>Remark</th> </tr> <tr> <th>Freq</th> <th>Level</th> <th>Line</th> <th>Margin</th> <th>Level</th> <th>Factor</th> <th>Loss</th> <th>Factor</th> <th>Factor</th> </tr> <tr> <th>MHz</th> <th>dBuV/m</th> <th>dBuV/m</th> <th>dB</th> <th>dBuV</th> <th>dB/m</th> <th>dB</th> <th>dB</th> <th>dB</th> </tr> </thead> <tbody> <tr> <td>1</td> <td>6905.00</td> <td>88.75</td> <td>-----</td> <td>-----</td> <td>77.71</td> <td>35.60</td> <td>12.35</td> <td>36.91</td> <td>0.00</td> <td>301</td> <td>244</td> <td>PEAK</td> </tr> </tbody> </table>	Limit	Read	Ant	Cable	Preamp	Aux	APos	TPos	Remark	Freq	Level	Line	Margin	Level	Factor	Loss	Factor	Factor	MHz	dBuV/m	dBuV/m	dB	dBuV	dB/m	dB	dB	dB	1	6905.00	88.75	-----	-----	77.71	35.60	12.35	36.91	0.00	301	244	PEAK
	Limit	Read	Ant	Cable	Preamp	Aux	APos	TPos	Remark																																																																									
Freq	Level	Line	Margin	Level	Factor	Loss	Factor	Factor																																																																										
MHz	dBuV/m	dBuV/m	dB	dBuV	dB/m	dB	dB	dB																																																																										
1	7425.40	51.33	74.00	-22.67	39.44	35.73	12.76	36.60	0.00	301	244	PEAK																																																																						
Limit	Read	Ant	Cable	Preamp	Aux	APos	TPos	Remark																																																																										
Freq	Level	Line	Margin	Level	Factor	Loss	Factor	Factor																																																																										
MHz	dBuV/m	dBuV/m	dB	dBuV	dB/m	dB	dB	dB																																																																										
1	6905.00	88.75	-----	-----	77.71	35.60	12.35	36.91	0.00	301	244	PEAK																																																																						
Avg	 <p>Level (dBuV/m)</p> <p>Frequency (MHz)</p> <p>WiFi 6E(AVG)</p> <table border="1"> <thead> <tr> <th>Limit</th> <th>Read</th> <th>Ant</th> <th>Cable</th> <th>Preamp</th> <th>Aux</th> <th>APos</th> <th>TPos</th> <th>Remark</th> </tr> <tr> <th>Freq</th> <th>Level</th> <th>Line</th> <th>Margin</th> <th>Level</th> <th>Factor</th> <th>Loss</th> <th>Factor</th> <th>Factor</th> </tr> <tr> <th>MHz</th> <th>dBuV/m</th> <th>dBuV/m</th> <th>dB</th> <th>dBuV</th> <th>dB/m</th> <th>dB</th> <th>dB</th> <th>dB</th> </tr> </thead> <tbody> <tr> <td>1</td> <td>7251.16</td> <td>40.58</td> <td>54.00</td> <td>-13.42</td> <td>28.95</td> <td>35.70</td> <td>12.72</td> <td>36.79</td> <td>0.00</td> <td>301</td> <td>244</td> <td>AVERAGE</td> </tr> </tbody> </table>	Limit	Read	Ant	Cable	Preamp	Aux	APos	TPos	Remark	Freq	Level	Line	Margin	Level	Factor	Loss	Factor	Factor	MHz	dBuV/m	dBuV/m	dB	dBuV	dB/m	dB	dB	dB	1	7251.16	40.58	54.00	-13.42	28.95	35.70	12.72	36.79	0.00	301	244	AVERAGE	 <p>Level (dBuV/m)</p> <p>Frequency (MHz)</p> <p>WiFi 6E(AVG)</p> <table border="1"> <thead> <tr> <th>Limit</th> <th>Read</th> <th>Ant</th> <th>Cable</th> <th>Preamp</th> <th>Aux</th> <th>APos</th> <th>TPos</th> <th>Remark</th> </tr> <tr> <th>Freq</th> <th>Level</th> <th>Line</th> <th>Margin</th> <th>Level</th> <th>Factor</th> <th>Loss</th> <th>Factor</th> <th>Factor</th> </tr> <tr> <th>MHz</th> <th>dBuV/m</th> <th>dBuV/m</th> <th>dB</th> <th>dBuV</th> <th>dB/m</th> <th>dB</th> <th>dB</th> <th>dB</th> </tr> </thead> <tbody> <tr> <td>1</td> <td>6905.00</td> <td>78.98</td> <td>-----</td> <td>-----</td> <td>67.94</td> <td>35.60</td> <td>12.35</td> <td>36.91</td> <td>0.00</td> <td>301</td> <td>244</td> <td>AVERAGE</td> </tr> </tbody> </table>	Limit	Read	Ant	Cable	Preamp	Aux	APos	TPos	Remark	Freq	Level	Line	Margin	Level	Factor	Loss	Factor	Factor	MHz	dBuV/m	dBuV/m	dB	dBuV	dB/m	dB	dB	dB	1	6905.00	78.98	-----	-----	67.94	35.60	12.35	36.91	0.00	301	244	AVERAGE
	Limit	Read	Ant	Cable	Preamp	Aux	APos	TPos	Remark																																																																									
Freq	Level	Line	Margin	Level	Factor	Loss	Factor	Factor																																																																										
MHz	dBuV/m	dBuV/m	dB	dBuV	dB/m	dB	dB	dB																																																																										
1	7251.16	40.58	54.00	-13.42	28.95	35.70	12.72	36.79	0.00	301	244	AVERAGE																																																																						
Limit	Read	Ant	Cable	Preamp	Aux	APos	TPos	Remark																																																																										
Freq	Level	Line	Margin	Level	Factor	Loss	Factor	Factor																																																																										
MHz	dBuV/m	dBuV/m	dB	dBuV	dB/m	dB	dB	dB																																																																										
1	6905.00	78.98	-----	-----	67.94	35.60	12.35	36.91	0.00	301	244	AVERAGE																																																																						

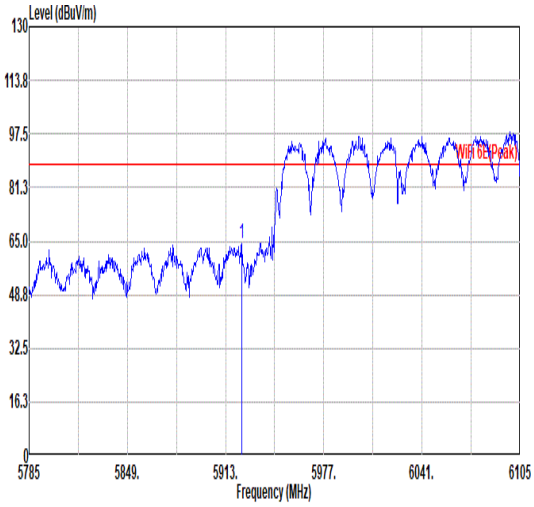
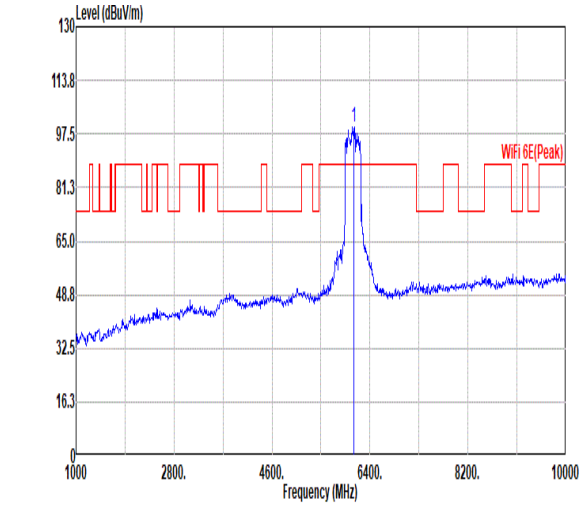
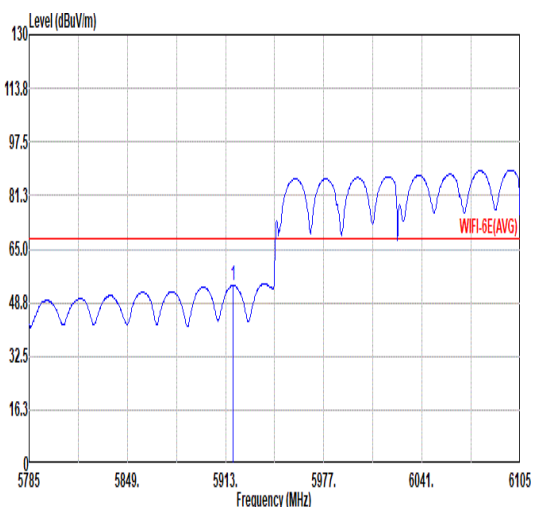
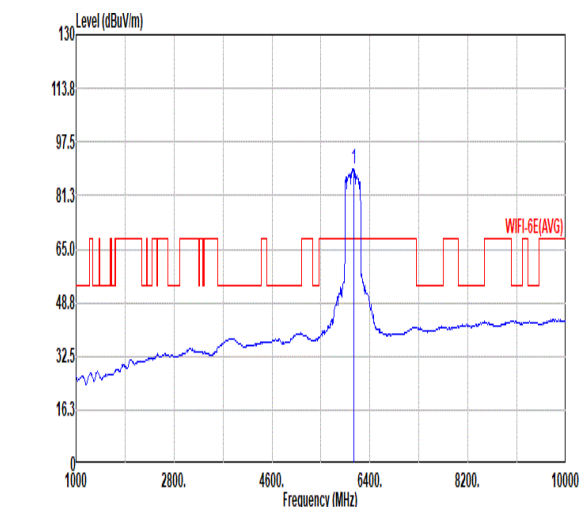


		124																																																																																
Mode	Band Edge																																																																																	
	U-NII-8_6.525-7.125_802.11be EHT320_CH191_Puncturing 80M ①_6905MHz																																																																																	
ANT	CDD 1+2																																																																																	
Pol.	Vertical	Fundamental																																																																																
Peak	<table border="1"> <thead> <tr> <th>Limit</th> <th>Read</th> <th>Ant</th> <th>Cable</th> <th>Preamp</th> <th>Aux</th> <th>APos</th> <th>TPos</th> <th>Remark</th> </tr> <tr> <th>Freq</th> <th>Level</th> <th>Line</th> <th>Margin</th> <th>Level</th> <th>Factor</th> <th>Loss</th> <th>Factor</th> <th>Factor</th> </tr> <tr> <th>MHz</th> <th>dBuV/m</th> <th>dBuV/m</th> <th>dB</th> <th>dBuV</th> <th>dB/m</th> <th>dB</th> <th>dB</th> <th>dB</th> </tr> </thead> <tbody> <tr> <td>1</td> <td>7284.28</td> <td>51.97</td> <td>74.00</td> <td>-22.03</td> <td>40.35</td> <td>35.70</td> <td>12.72</td> <td>36.00</td> <td>0.00</td> <td>288</td> <td>93</td> <td>PEAK</td> </tr> </tbody> </table>	Limit	Read	Ant	Cable	Preamp	Aux	APos	TPos	Remark	Freq	Level	Line	Margin	Level	Factor	Loss	Factor	Factor	MHz	dBuV/m	dBuV/m	dB	dBuV	dB/m	dB	dB	dB	1	7284.28	51.97	74.00	-22.03	40.35	35.70	12.72	36.00	0.00	288	93	PEAK	<table border="1"> <thead> <tr> <th>Limit</th> <th>Read</th> <th>Ant</th> <th>Cable</th> <th>Preamp</th> <th>Aux</th> <th>APos</th> <th>TPos</th> <th>Remark</th> </tr> <tr> <th>Freq</th> <th>Level</th> <th>Line</th> <th>Margin</th> <th>Level</th> <th>Factor</th> <th>Loss</th> <th>Factor</th> <th>Factor</th> </tr> <tr> <th>MHz</th> <th>dBuV/m</th> <th>dBuV/m</th> <th>dB</th> <th>dBuV</th> <th>dB/m</th> <th>dB</th> <th>dB</th> <th>dB</th> </tr> </thead> <tbody> <tr> <td>1</td> <td>6905.00</td> <td>96.90</td> <td>-----</td> <td>-----</td> <td>85.97</td> <td>35.60</td> <td>12.36</td> <td>36.95</td> <td>0.00</td> <td>288</td> <td>93</td> <td>PEAK</td> </tr> </tbody> </table>	Limit	Read	Ant	Cable	Preamp	Aux	APos	TPos	Remark	Freq	Level	Line	Margin	Level	Factor	Loss	Factor	Factor	MHz	dBuV/m	dBuV/m	dB	dBuV	dB/m	dB	dB	dB	1	6905.00	96.90	-----	-----	85.97	35.60	12.36	36.95	0.00	288	93	PEAK
	Limit	Read	Ant	Cable	Preamp	Aux	APos	TPos	Remark																																																																									
Freq	Level	Line	Margin	Level	Factor	Loss	Factor	Factor																																																																										
MHz	dBuV/m	dBuV/m	dB	dBuV	dB/m	dB	dB	dB																																																																										
1	7284.28	51.97	74.00	-22.03	40.35	35.70	12.72	36.00	0.00	288	93	PEAK																																																																						
Limit	Read	Ant	Cable	Preamp	Aux	APos	TPos	Remark																																																																										
Freq	Level	Line	Margin	Level	Factor	Loss	Factor	Factor																																																																										
MHz	dBuV/m	dBuV/m	dB	dBuV	dB/m	dB	dB	dB																																																																										
1	6905.00	96.90	-----	-----	85.97	35.60	12.36	36.95	0.00	288	93	PEAK																																																																						
Avg	<table border="1"> <thead> <tr> <th>Limit</th> <th>Read</th> <th>Ant</th> <th>Cable</th> <th>Preamp</th> <th>Aux</th> <th>APos</th> <th>TPos</th> <th>Remark</th> </tr> <tr> <th>Freq</th> <th>Level</th> <th>Line</th> <th>Margin</th> <th>Level</th> <th>Factor</th> <th>Loss</th> <th>Factor</th> <th>Factor</th> </tr> <tr> <th>MHz</th> <th>dBuV/m</th> <th>dBuV/m</th> <th>dB</th> <th>dBuV</th> <th>dB/m</th> <th>dB</th> <th>dB</th> <th>dB</th> </tr> </thead> <tbody> <tr> <td>1</td> <td>7251.88</td> <td>40.87</td> <td>54.00</td> <td>-13.13</td> <td>29.24</td> <td>35.70</td> <td>12.72</td> <td>36.79</td> <td>0.00</td> <td>288</td> <td>93</td> <td>AVERAGE</td> </tr> </tbody> </table>	Limit	Read	Ant	Cable	Preamp	Aux	APos	TPos	Remark	Freq	Level	Line	Margin	Level	Factor	Loss	Factor	Factor	MHz	dBuV/m	dBuV/m	dB	dBuV	dB/m	dB	dB	dB	1	7251.88	40.87	54.00	-13.13	29.24	35.70	12.72	36.79	0.00	288	93	AVERAGE	<table border="1"> <thead> <tr> <th>Limit</th> <th>Read</th> <th>Ant</th> <th>Cable</th> <th>Preamp</th> <th>Aux</th> <th>APos</th> <th>TPos</th> <th>Remark</th> </tr> <tr> <th>Freq</th> <th>Level</th> <th>Line</th> <th>Margin</th> <th>Level</th> <th>Factor</th> <th>Loss</th> <th>Factor</th> <th>Factor</th> </tr> <tr> <th>MHz</th> <th>dBuV/m</th> <th>dBuV/m</th> <th>dB</th> <th>dBuV</th> <th>dB/m</th> <th>dB</th> <th>dB</th> <th>dB</th> </tr> </thead> <tbody> <tr> <td>1</td> <td>6905.00</td> <td>87.06</td> <td>-----</td> <td>-----</td> <td>76.02</td> <td>35.60</td> <td>12.35</td> <td>36.91</td> <td>0.00</td> <td>288</td> <td>93</td> <td>AVERAGE</td> </tr> </tbody> </table>	Limit	Read	Ant	Cable	Preamp	Aux	APos	TPos	Remark	Freq	Level	Line	Margin	Level	Factor	Loss	Factor	Factor	MHz	dBuV/m	dBuV/m	dB	dBuV	dB/m	dB	dB	dB	1	6905.00	87.06	-----	-----	76.02	35.60	12.35	36.91	0.00	288	93	AVERAGE
Limit	Read	Ant	Cable	Preamp	Aux	APos	TPos	Remark																																																																										
Freq	Level	Line	Margin	Level	Factor	Loss	Factor	Factor																																																																										
MHz	dBuV/m	dBuV/m	dB	dBuV	dB/m	dB	dB	dB																																																																										
1	7251.88	40.87	54.00	-13.13	29.24	35.70	12.72	36.79	0.00	288	93	AVERAGE																																																																						
Limit	Read	Ant	Cable	Preamp	Aux	APos	TPos	Remark																																																																										
Freq	Level	Line	Margin	Level	Factor	Loss	Factor	Factor																																																																										
MHz	dBuV/m	dBuV/m	dB	dBuV	dB/m	dB	dB	dB																																																																										
1	6905.00	87.06	-----	-----	76.02	35.60	12.35	36.91	0.00	288	93	AVERAGE																																																																						

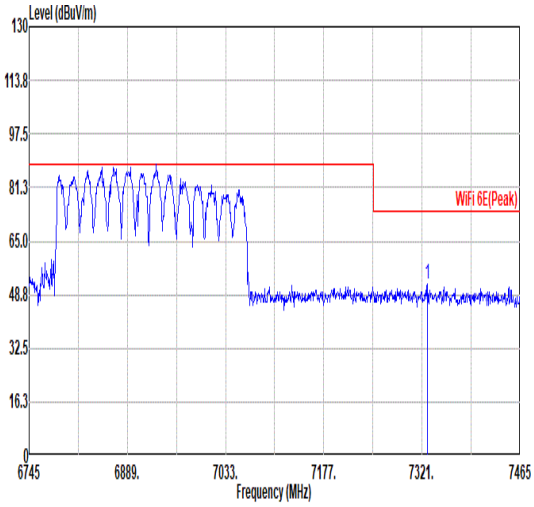
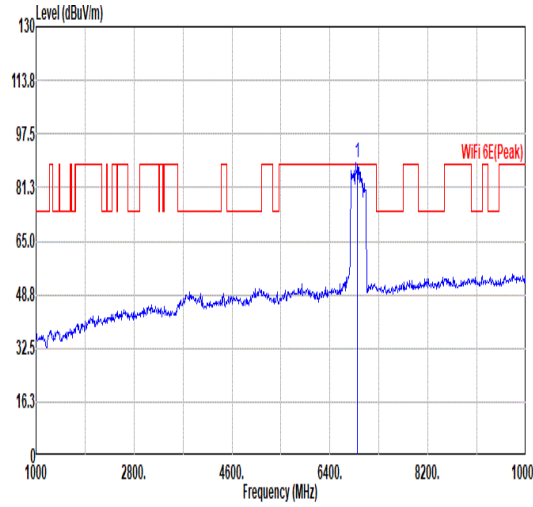
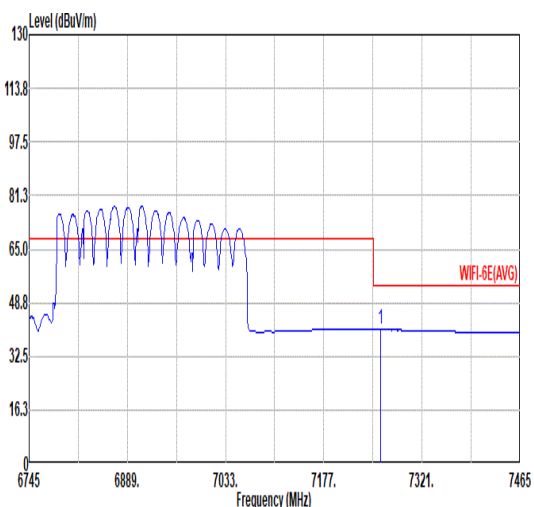
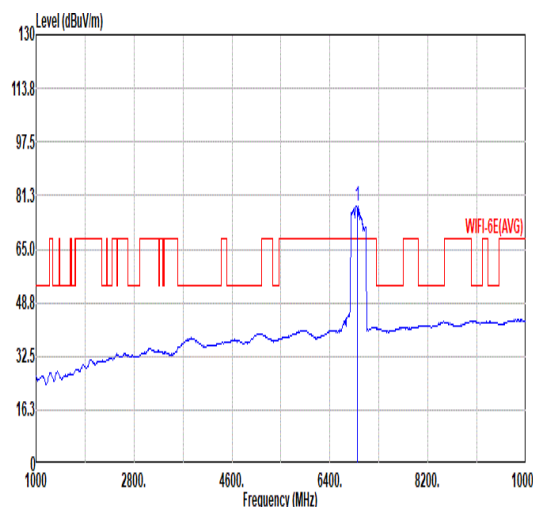


Mode	125																																																																											
	Band Edge																																																																											
	U-NII-5_5.925-6.425_802.11be EHT320_CH31_Puncturing 40M ⑧_6105MHz																																																																											
ANT	CDD 1+2																																																																											
Pol.	Horizontal	Fundamental																																																																										
Peak	<table border="1"> <thead> <tr> <th>Limit</th> <th>Read</th> <th>Ant</th> <th>Cable</th> <th>Preamp</th> <th>Aux</th> <th>APos</th> <th>TPos</th> </tr> <tr> <th>Freq</th> <th>Level</th> <th>Line Margin</th> <th>Level Factor</th> <th>Loss Factor</th> <th>Factor</th> <th></th> <th>Remark</th> </tr> <tr> <th>MHz</th> <th>dBuV/m</th> <th>dBuV/m</th> <th>dB</th> <th>dBuV</th> <th>dB/m</th> <th>dB</th> <th>dB</th> </tr> </thead> <tbody> <tr> <td>1</td> <td>5921.64</td> <td>59.03</td> <td>88.20</td> <td>-29.17</td> <td>49.10</td> <td>35.12</td> <td>11.40</td> <td>36.59</td> <td>0.00</td> <td>327</td> <td>208</td> <td>PEAK</td> </tr> </tbody> </table>	Limit	Read	Ant	Cable	Preamp	Aux	APos	TPos	Freq	Level	Line Margin	Level Factor	Loss Factor	Factor		Remark	MHz	dBuV/m	dBuV/m	dB	dBuV	dB/m	dB	dB	1	5921.64	59.03	88.20	-29.17	49.10	35.12	11.40	36.59	0.00	327	208	PEAK	<table border="1"> <thead> <tr> <th>Limit</th> <th>Read</th> <th>Ant</th> <th>Cable</th> <th>Preamp</th> <th>Aux</th> <th>APos</th> <th>TPos</th> </tr> <tr> <th>Freq</th> <th>Level</th> <th>Line Margin</th> <th>Level Factor</th> <th>Loss Factor</th> <th>Factor</th> <th></th> <th>Remark</th> </tr> <tr> <th>MHz</th> <th>dBuV/m</th> <th>dBuV/m</th> <th>dB</th> <th>dBuV</th> <th>dB/m</th> <th>dB</th> <th>dB</th> </tr> </thead> <tbody> <tr> <td>1</td> <td>6105.00</td> <td>93.15</td> <td>-----</td> <td>-----</td> <td>82.91</td> <td>35.43</td> <td>11.56</td> <td>36.75</td> <td>0.00</td> <td>327</td> <td>208</td> <td>PEAK</td> </tr> </tbody> </table>	Limit	Read	Ant	Cable	Preamp	Aux	APos	TPos	Freq	Level	Line Margin	Level Factor	Loss Factor	Factor		Remark	MHz	dBuV/m	dBuV/m	dB	dBuV	dB/m	dB	dB	1	6105.00	93.15	-----	-----	82.91	35.43	11.56	36.75	0.00	327	208	PEAK
	Limit	Read	Ant	Cable	Preamp	Aux	APos	TPos																																																																				
Freq	Level	Line Margin	Level Factor	Loss Factor	Factor		Remark																																																																					
MHz	dBuV/m	dBuV/m	dB	dBuV	dB/m	dB	dB																																																																					
1	5921.64	59.03	88.20	-29.17	49.10	35.12	11.40	36.59	0.00	327	208	PEAK																																																																
Limit	Read	Ant	Cable	Preamp	Aux	APos	TPos																																																																					
Freq	Level	Line Margin	Level Factor	Loss Factor	Factor		Remark																																																																					
MHz	dBuV/m	dBuV/m	dB	dBuV	dB/m	dB	dB																																																																					
1	6105.00	93.15	-----	-----	82.91	35.43	11.56	36.75	0.00	327	208	PEAK																																																																
Avg	<table border="1"> <thead> <tr> <th>Limit</th> <th>Read</th> <th>Ant</th> <th>Cable</th> <th>Preamp</th> <th>Aux</th> <th>APos</th> <th>TPos</th> </tr> <tr> <th>Freq</th> <th>Level</th> <th>Line Margin</th> <th>Level Factor</th> <th>Loss Factor</th> <th>Factor</th> <th></th> <th>Remark</th> </tr> <tr> <th>MHz</th> <th>dBuV/m</th> <th>dBuV/m</th> <th>dB</th> <th>dBuV</th> <th>dB/m</th> <th>dB</th> <th>dB</th> </tr> </thead> <tbody> <tr> <td>1</td> <td>5924.52</td> <td>48.62</td> <td>68.20</td> <td>-19.58</td> <td>38.70</td> <td>35.12</td> <td>11.40</td> <td>36.60</td> <td>0.00</td> <td>327</td> <td>208</td> <td>AVERAGE</td> </tr> </tbody> </table>	Limit	Read	Ant	Cable	Preamp	Aux	APos	TPos	Freq	Level	Line Margin	Level Factor	Loss Factor	Factor		Remark	MHz	dBuV/m	dBuV/m	dB	dBuV	dB/m	dB	dB	1	5924.52	48.62	68.20	-19.58	38.70	35.12	11.40	36.60	0.00	327	208	AVERAGE	<table border="1"> <thead> <tr> <th>Limit</th> <th>Read</th> <th>Ant</th> <th>Cable</th> <th>Preamp</th> <th>Aux</th> <th>APos</th> <th>TPos</th> </tr> <tr> <th>Freq</th> <th>Level</th> <th>Line Margin</th> <th>Level Factor</th> <th>Loss Factor</th> <th>Factor</th> <th></th> <th>Remark</th> </tr> <tr> <th>MHz</th> <th>dBuV/m</th> <th>dBuV/m</th> <th>dB</th> <th>dBuV</th> <th>dB/m</th> <th>dB</th> <th>dB</th> </tr> </thead> <tbody> <tr> <td>1</td> <td>6105.00</td> <td>82.86</td> <td>-----</td> <td>-----</td> <td>72.71</td> <td>35.40</td> <td>11.54</td> <td>36.79</td> <td>0.00</td> <td>327</td> <td>208</td> <td>AVERAGE</td> </tr> </tbody> </table>	Limit	Read	Ant	Cable	Preamp	Aux	APos	TPos	Freq	Level	Line Margin	Level Factor	Loss Factor	Factor		Remark	MHz	dBuV/m	dBuV/m	dB	dBuV	dB/m	dB	dB	1	6105.00	82.86	-----	-----	72.71	35.40	11.54	36.79	0.00	327	208	AVERAGE
Limit	Read	Ant	Cable	Preamp	Aux	APos	TPos																																																																					
Freq	Level	Line Margin	Level Factor	Loss Factor	Factor		Remark																																																																					
MHz	dBuV/m	dBuV/m	dB	dBuV	dB/m	dB	dB																																																																					
1	5924.52	48.62	68.20	-19.58	38.70	35.12	11.40	36.60	0.00	327	208	AVERAGE																																																																
Limit	Read	Ant	Cable	Preamp	Aux	APos	TPos																																																																					
Freq	Level	Line Margin	Level Factor	Loss Factor	Factor		Remark																																																																					
MHz	dBuV/m	dBuV/m	dB	dBuV	dB/m	dB	dB																																																																					
1	6105.00	82.86	-----	-----	72.71	35.40	11.54	36.79	0.00	327	208	AVERAGE																																																																

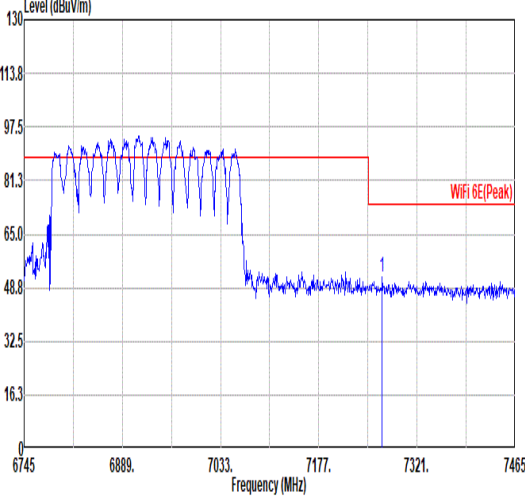
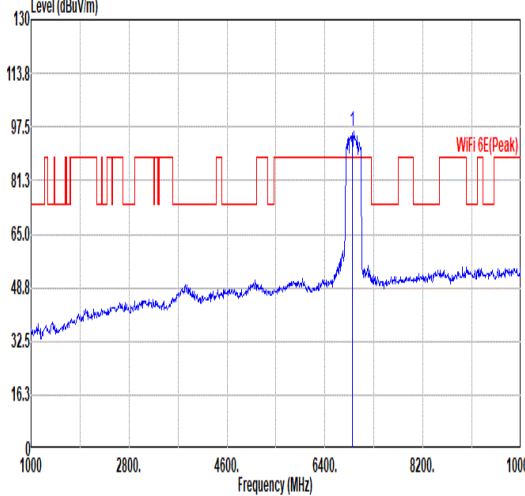
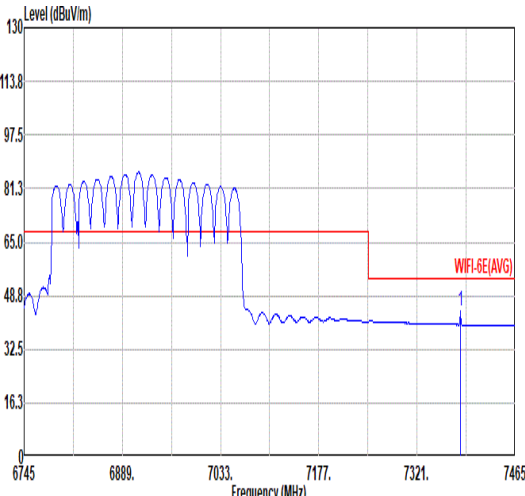
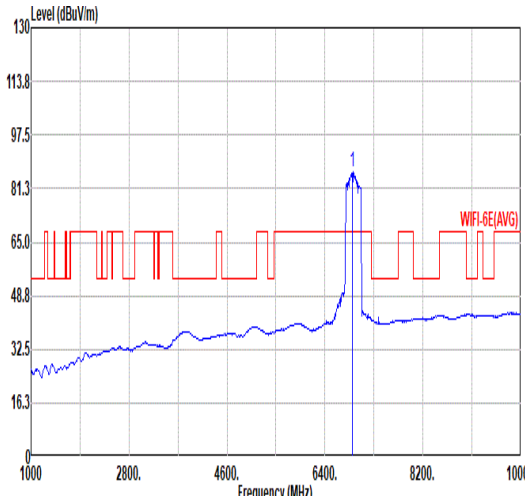


Mode	125																																																																																			
	Band Edge																																																																																			
	U-NII-5_5.925-6.425_802.11be EHT320_CH31_Puncturing 40M ⑧_6105MHz																																																																																			
ANT	CDD 1+2																																																																																			
Pol.	Vertical	Fundamental																																																																																		
Peak	 <table border="1"> <thead> <tr> <th>Limit</th> <th>Read</th> <th>Ant</th> <th>Cable</th> <th>Preamp</th> <th>Aux</th> <th>APos</th> <th>TPos</th> <th>Remark</th> </tr> <tr> <th>Freq</th> <th>Level</th> <th>Line Margin</th> <th>Level Factor</th> <th>Loss Factor</th> <th>Factor</th> <th></th> <th></th> <th></th> </tr> <tr> <th>MHz</th> <th>dBuV/m</th> <th>dBuV/m</th> <th>dB</th> <th>dBuV</th> <th>dB/m</th> <th>dB</th> <th>dB</th> <th>cm</th> <th>deg</th> </tr> </thead> <tbody> <tr> <td>1</td> <td>5923.56</td> <td>64.23</td> <td>88.20</td> <td>-23.97</td> <td>54.31</td> <td>35.12</td> <td>11.40</td> <td>36.60</td> <td>0.00</td> <td>314</td> <td>319</td> <td>PEAK</td> </tr> </tbody> </table>	Limit	Read	Ant	Cable	Preamp	Aux	APos	TPos	Remark	Freq	Level	Line Margin	Level Factor	Loss Factor	Factor				MHz	dBuV/m	dBuV/m	dB	dBuV	dB/m	dB	dB	cm	deg	1	5923.56	64.23	88.20	-23.97	54.31	35.12	11.40	36.60	0.00	314	319	PEAK	 <table border="1"> <thead> <tr> <th>Limit</th> <th>Read</th> <th>Ant</th> <th>Cable</th> <th>Preamp</th> <th>Aux</th> <th>APos</th> <th>TPos</th> <th>Remark</th> </tr> <tr> <th>Freq</th> <th>Level</th> <th>Line Margin</th> <th>Level Factor</th> <th>Loss Factor</th> <th>Factor</th> <th></th> <th></th> <th></th> </tr> <tr> <th>MHz</th> <th>dBuV/m</th> <th>dBuV/m</th> <th>dB</th> <th>dBuV</th> <th>dB/m</th> <th>dB</th> <th>dB</th> <th>cm</th> <th>deg</th> </tr> </thead> <tbody> <tr> <td>1</td> <td>6105.00</td> <td>99.73</td> <td>-----</td> <td>-----</td> <td>89.66</td> <td>35.35</td> <td>11.52</td> <td>36.80</td> <td>0.00</td> <td>314</td> <td>319</td> <td>PEAK</td> </tr> </tbody> </table>	Limit	Read	Ant	Cable	Preamp	Aux	APos	TPos	Remark	Freq	Level	Line Margin	Level Factor	Loss Factor	Factor				MHz	dBuV/m	dBuV/m	dB	dBuV	dB/m	dB	dB	cm	deg	1	6105.00	99.73	-----	-----	89.66	35.35	11.52	36.80	0.00	314	319	PEAK
	Limit	Read	Ant	Cable	Preamp	Aux	APos	TPos	Remark																																																																											
Freq	Level	Line Margin	Level Factor	Loss Factor	Factor																																																																															
MHz	dBuV/m	dBuV/m	dB	dBuV	dB/m	dB	dB	cm	deg																																																																											
1	5923.56	64.23	88.20	-23.97	54.31	35.12	11.40	36.60	0.00	314	319	PEAK																																																																								
Limit	Read	Ant	Cable	Preamp	Aux	APos	TPos	Remark																																																																												
Freq	Level	Line Margin	Level Factor	Loss Factor	Factor																																																																															
MHz	dBuV/m	dBuV/m	dB	dBuV	dB/m	dB	dB	cm	deg																																																																											
1	6105.00	99.73	-----	-----	89.66	35.35	11.52	36.80	0.00	314	319	PEAK																																																																								
Avg	 <table border="1"> <thead> <tr> <th>Limit</th> <th>Read</th> <th>Ant</th> <th>Cable</th> <th>Preamp</th> <th>Aux</th> <th>APos</th> <th>TPos</th> <th>Remark</th> </tr> <tr> <th>Freq</th> <th>Level</th> <th>Line Margin</th> <th>Level Factor</th> <th>Loss Factor</th> <th>Factor</th> <th></th> <th></th> <th></th> </tr> <tr> <th>MHz</th> <th>dBuV/m</th> <th>dBuV/m</th> <th>dB</th> <th>dBuV</th> <th>dB/m</th> <th>dB</th> <th>dB</th> <th>cm</th> <th>deg</th> </tr> </thead> <tbody> <tr> <td>1</td> <td>5917.80</td> <td>53.97</td> <td>68.20</td> <td>-14.23</td> <td>44.05</td> <td>35.12</td> <td>11.39</td> <td>36.59</td> <td>0.00</td> <td>314</td> <td>319</td> <td>AVERAGE</td> </tr> </tbody> </table>	Limit	Read	Ant	Cable	Preamp	Aux	APos	TPos	Remark	Freq	Level	Line Margin	Level Factor	Loss Factor	Factor				MHz	dBuV/m	dBuV/m	dB	dBuV	dB/m	dB	dB	cm	deg	1	5917.80	53.97	68.20	-14.23	44.05	35.12	11.39	36.59	0.00	314	319	AVERAGE	 <table border="1"> <thead> <tr> <th>Limit</th> <th>Read</th> <th>Ant</th> <th>Cable</th> <th>Preamp</th> <th>Aux</th> <th>APos</th> <th>TPos</th> <th>Remark</th> </tr> <tr> <th>Freq</th> <th>Level</th> <th>Line Margin</th> <th>Level Factor</th> <th>Loss Factor</th> <th>Factor</th> <th></th> <th></th> <th></th> </tr> <tr> <th>MHz</th> <th>dBuV/m</th> <th>dBuV/m</th> <th>dB</th> <th>dBuV</th> <th>dB/m</th> <th>dB</th> <th>dB</th> <th>cm</th> <th>deg</th> </tr> </thead> <tbody> <tr> <td>1</td> <td>6105.00</td> <td>89.47</td> <td>-----</td> <td>-----</td> <td>79.35</td> <td>35.39</td> <td>11.53</td> <td>36.80</td> <td>0.00</td> <td>314</td> <td>319</td> <td>AVERAGE</td> </tr> </tbody> </table>	Limit	Read	Ant	Cable	Preamp	Aux	APos	TPos	Remark	Freq	Level	Line Margin	Level Factor	Loss Factor	Factor				MHz	dBuV/m	dBuV/m	dB	dBuV	dB/m	dB	dB	cm	deg	1	6105.00	89.47	-----	-----	79.35	35.39	11.53	36.80	0.00	314	319	AVERAGE
Limit	Read	Ant	Cable	Preamp	Aux	APos	TPos	Remark																																																																												
Freq	Level	Line Margin	Level Factor	Loss Factor	Factor																																																																															
MHz	dBuV/m	dBuV/m	dB	dBuV	dB/m	dB	dB	cm	deg																																																																											
1	5917.80	53.97	68.20	-14.23	44.05	35.12	11.39	36.59	0.00	314	319	AVERAGE																																																																								
Limit	Read	Ant	Cable	Preamp	Aux	APos	TPos	Remark																																																																												
Freq	Level	Line Margin	Level Factor	Loss Factor	Factor																																																																															
MHz	dBuV/m	dBuV/m	dB	dBuV	dB/m	dB	dB	cm	deg																																																																											
1	6105.00	89.47	-----	-----	79.35	35.39	11.53	36.80	0.00	314	319	AVERAGE																																																																								

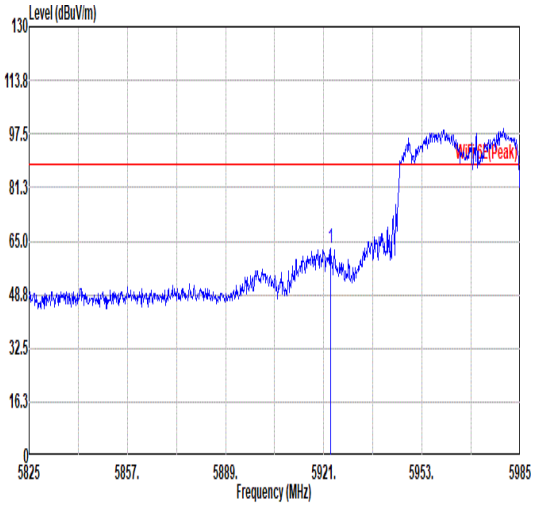
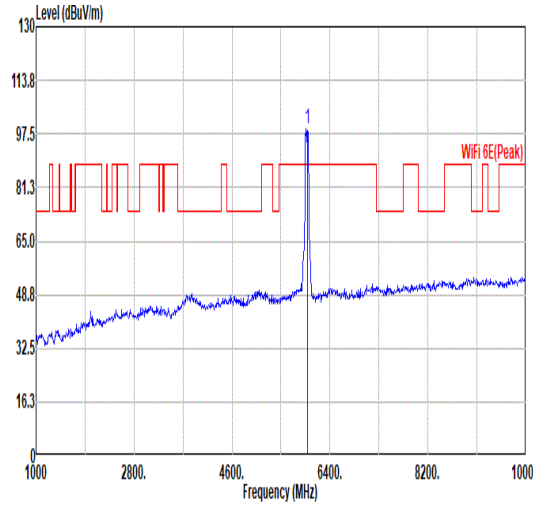
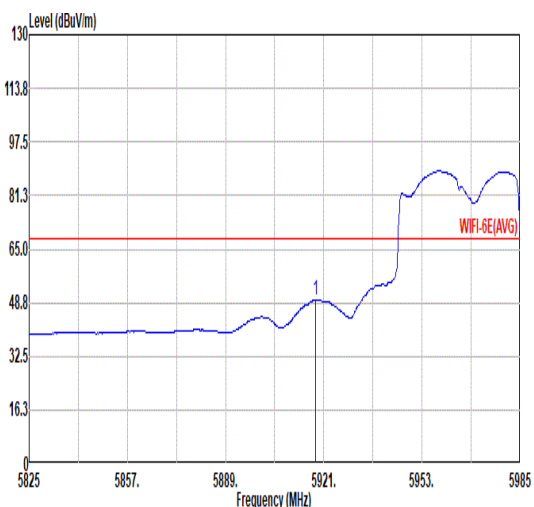
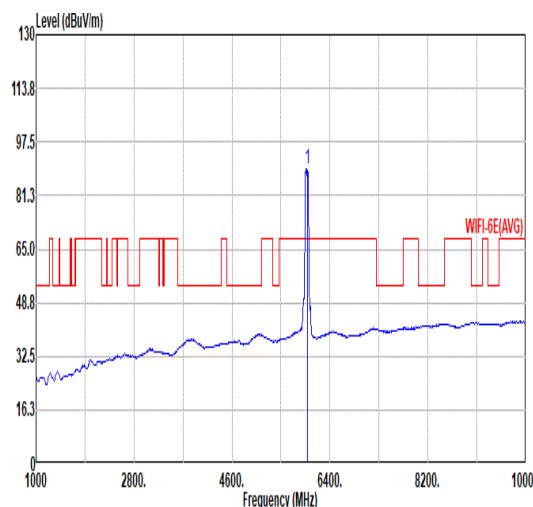


		126																																																																																
Mode		Band Edge																																																																																
		U-NII-8_6.525-7.125_802.11be EHT320_CH191_Puncturing 40M ①_6905MHz																																																																																
ANT		CDD 1+2																																																																																
Pol.	Horizontal	Fundamental																																																																																
Peak	 <p>Level (dBuV/m)</p> <p>Frequency (MHz)</p> <p>WIFI 6E (Peak)</p> <table border="1"> <thead> <tr> <th>Limit</th> <th>Read</th> <th>Ant</th> <th>Cable</th> <th>Preamp</th> <th>Aux</th> <th>APos</th> <th>TPos</th> <th>Remark</th> </tr> <tr> <th>Freq</th> <th>Level</th> <th>Line</th> <th>Margin</th> <th>Level</th> <th>Factor</th> <th>Loss</th> <th>Factor</th> <th>Factor</th> </tr> <tr> <th>MHz</th> <th>dBuV/m</th> <th>dBuV/m</th> <th>dB</th> <th>dBuV</th> <th>dB/m</th> <th>dB</th> <th>dB</th> <th>dB</th> </tr> </thead> <tbody> <tr> <td>1</td> <td>7328.92</td> <td>51.89</td> <td>74.00</td> <td>-22.11</td> <td>40.28</td> <td>35.70</td> <td>12.72</td> <td>36.81</td> <td>0.00</td> <td>100</td> <td>75</td> <td>PEAK</td> </tr> </tbody> </table>	Limit	Read	Ant	Cable	Preamp	Aux	APos	TPos	Remark	Freq	Level	Line	Margin	Level	Factor	Loss	Factor	Factor	MHz	dBuV/m	dBuV/m	dB	dBuV	dB/m	dB	dB	dB	1	7328.92	51.89	74.00	-22.11	40.28	35.70	12.72	36.81	0.00	100	75	PEAK	 <p>Level (dBuV/m)</p> <p>Frequency (MHz)</p> <p>WIFI 6E (Peak)</p> <table border="1"> <thead> <tr> <th>Limit</th> <th>Read</th> <th>Ant</th> <th>Cable</th> <th>Preamp</th> <th>Aux</th> <th>APos</th> <th>TPos</th> <th>Remark</th> </tr> <tr> <th>Freq</th> <th>Level</th> <th>Line</th> <th>Margin</th> <th>Level</th> <th>Factor</th> <th>Loss</th> <th>Factor</th> <th>Factor</th> </tr> <tr> <th>MHz</th> <th>dBuV/m</th> <th>dBuV/m</th> <th>dB</th> <th>dBuV</th> <th>dB/m</th> <th>dB</th> <th>dB</th> <th>dB</th> </tr> </thead> <tbody> <tr> <td>1</td> <td>6905.00</td> <td>88.88</td> <td>-----</td> <td>-----</td> <td>77.86</td> <td>35.57</td> <td>12.32</td> <td>36.87</td> <td>0.00</td> <td>100</td> <td>75</td> <td>PEAK</td> </tr> </tbody> </table>	Limit	Read	Ant	Cable	Preamp	Aux	APos	TPos	Remark	Freq	Level	Line	Margin	Level	Factor	Loss	Factor	Factor	MHz	dBuV/m	dBuV/m	dB	dBuV	dB/m	dB	dB	dB	1	6905.00	88.88	-----	-----	77.86	35.57	12.32	36.87	0.00	100	75	PEAK
	Limit	Read	Ant	Cable	Preamp	Aux	APos	TPos	Remark																																																																									
Freq	Level	Line	Margin	Level	Factor	Loss	Factor	Factor																																																																										
MHz	dBuV/m	dBuV/m	dB	dBuV	dB/m	dB	dB	dB																																																																										
1	7328.92	51.89	74.00	-22.11	40.28	35.70	12.72	36.81	0.00	100	75	PEAK																																																																						
Limit	Read	Ant	Cable	Preamp	Aux	APos	TPos	Remark																																																																										
Freq	Level	Line	Margin	Level	Factor	Loss	Factor	Factor																																																																										
MHz	dBuV/m	dBuV/m	dB	dBuV	dB/m	dB	dB	dB																																																																										
1	6905.00	88.88	-----	-----	77.86	35.57	12.32	36.87	0.00	100	75	PEAK																																																																						
Avg	 <p>Level (dBuV/m)</p> <p>Frequency (MHz)</p> <p>WIFI 6E (AVG)</p> <table border="1"> <thead> <tr> <th>Limit</th> <th>Read</th> <th>Ant</th> <th>Cable</th> <th>Preamp</th> <th>Aux</th> <th>APos</th> <th>TPos</th> <th>Remark</th> </tr> <tr> <th>Freq</th> <th>Level</th> <th>Line</th> <th>Margin</th> <th>Level</th> <th>Factor</th> <th>Loss</th> <th>Factor</th> <th>Factor</th> </tr> <tr> <th>MHz</th> <th>dBuV/m</th> <th>dBuV/m</th> <th>dB</th> <th>dBuV</th> <th>dB/m</th> <th>dB</th> <th>dB</th> <th>dB</th> </tr> </thead> <tbody> <tr> <td>1</td> <td>7268.52</td> <td>40.57</td> <td>54.00</td> <td>-13.43</td> <td>28.94</td> <td>35.70</td> <td>12.72</td> <td>36.79</td> <td>0.00</td> <td>100</td> <td>75</td> <td>AVERAGE</td> </tr> </tbody> </table>	Limit	Read	Ant	Cable	Preamp	Aux	APos	TPos	Remark	Freq	Level	Line	Margin	Level	Factor	Loss	Factor	Factor	MHz	dBuV/m	dBuV/m	dB	dBuV	dB/m	dB	dB	dB	1	7268.52	40.57	54.00	-13.43	28.94	35.70	12.72	36.79	0.00	100	75	AVERAGE	 <p>Level (dBuV/m)</p> <p>Frequency (MHz)</p> <p>WIFI 6E (AVG)</p> <table border="1"> <thead> <tr> <th>Limit</th> <th>Read</th> <th>Ant</th> <th>Cable</th> <th>Preamp</th> <th>Aux</th> <th>APos</th> <th>TPos</th> <th>Remark</th> </tr> <tr> <th>Freq</th> <th>Level</th> <th>Line</th> <th>Margin</th> <th>Level</th> <th>Factor</th> <th>Loss</th> <th>Factor</th> <th>Factor</th> </tr> <tr> <th>MHz</th> <th>dBuV/m</th> <th>dBuV/m</th> <th>dB</th> <th>dBuV</th> <th>dB/m</th> <th>dB</th> <th>dB</th> <th>dB</th> </tr> </thead> <tbody> <tr> <td>1</td> <td>6905.00</td> <td>78.21</td> <td>-----</td> <td>-----</td> <td>67.19</td> <td>35.57</td> <td>12.32</td> <td>36.87</td> <td>0.00</td> <td>100</td> <td>75</td> <td>AVERAGE</td> </tr> </tbody> </table>	Limit	Read	Ant	Cable	Preamp	Aux	APos	TPos	Remark	Freq	Level	Line	Margin	Level	Factor	Loss	Factor	Factor	MHz	dBuV/m	dBuV/m	dB	dBuV	dB/m	dB	dB	dB	1	6905.00	78.21	-----	-----	67.19	35.57	12.32	36.87	0.00	100	75	AVERAGE
Limit	Read	Ant	Cable	Preamp	Aux	APos	TPos	Remark																																																																										
Freq	Level	Line	Margin	Level	Factor	Loss	Factor	Factor																																																																										
MHz	dBuV/m	dBuV/m	dB	dBuV	dB/m	dB	dB	dB																																																																										
1	7268.52	40.57	54.00	-13.43	28.94	35.70	12.72	36.79	0.00	100	75	AVERAGE																																																																						
Limit	Read	Ant	Cable	Preamp	Aux	APos	TPos	Remark																																																																										
Freq	Level	Line	Margin	Level	Factor	Loss	Factor	Factor																																																																										
MHz	dBuV/m	dBuV/m	dB	dBuV	dB/m	dB	dB	dB																																																																										
1	6905.00	78.21	-----	-----	67.19	35.57	12.32	36.87	0.00	100	75	AVERAGE																																																																						



		126																																																																																
Mode	Band Edge																																																																																	
	U-NII-8_6.525-7.125_802.11be EHT320_CH191_Puncturing 40M ①_6905MHz																																																																																	
ANT	CDD 1+2																																																																																	
Pol.	Vertical	Fundamental																																																																																
Peak	 <p>Level (dBuV/m) vs Frequency (MHz) plot for Vertical polarization. The plot shows a signal level around 81.3 dBuV/m with a peak at 7321 MHz. A red line indicates the limit at 81.3 dBuV/m. A red label 'Wifi 6E(Peak)' is present.</p> <table border="1"> <thead> <tr> <th>Limit</th> <th>Read</th> <th>Ant</th> <th>Cable</th> <th>Preamp</th> <th>Aux</th> <th>APos</th> <th>TPos</th> <th>Remark</th> </tr> <tr> <th>Freq</th> <th>Level</th> <th>Line</th> <th>Margin</th> <th>Level</th> <th>Factor</th> <th>Loss</th> <th>Factor</th> <th>Factor</th> </tr> <tr> <th>MHz</th> <th>dBuV/m</th> <th>dBuV/m</th> <th>dB</th> <th>dBuV</th> <th>dB/m</th> <th>dB</th> <th>dB</th> <th>dB</th> </tr> </thead> <tbody> <tr> <td>1</td> <td>7269.88</td> <td>51.87</td> <td>74.00</td> <td>-22.13</td> <td>40.25</td> <td>35.70</td> <td>12.72</td> <td>36.80</td> <td>0.00</td> <td>298</td> <td>76</td> <td>PEAK</td> </tr> </tbody> </table>	Limit	Read	Ant	Cable	Preamp	Aux	APos	TPos	Remark	Freq	Level	Line	Margin	Level	Factor	Loss	Factor	Factor	MHz	dBuV/m	dBuV/m	dB	dBuV	dB/m	dB	dB	dB	1	7269.88	51.87	74.00	-22.13	40.25	35.70	12.72	36.80	0.00	298	76	PEAK	 <p>Level (dBuV/m) vs Frequency (MHz) plot for Fundamental polarization. The plot shows a signal level around 81.3 dBuV/m with a peak at 6905 MHz. A red line indicates the limit at 81.3 dBuV/m. A red label 'Wifi 6E(Peak)' is present.</p> <table border="1"> <thead> <tr> <th>Limit</th> <th>Read</th> <th>Ant</th> <th>Cable</th> <th>Preamp</th> <th>Aux</th> <th>APos</th> <th>TPos</th> <th>Remark</th> </tr> <tr> <th>Freq</th> <th>Level</th> <th>Line</th> <th>Margin</th> <th>Level</th> <th>Factor</th> <th>Loss</th> <th>Factor</th> <th>Factor</th> </tr> <tr> <th>MHz</th> <th>dBuV/m</th> <th>dBuV/m</th> <th>dB</th> <th>dBuV</th> <th>dB/m</th> <th>dB</th> <th>dB</th> <th>dB</th> </tr> </thead> <tbody> <tr> <td>1</td> <td>6905.00</td> <td>95.97</td> <td>-----</td> <td>-----</td> <td>84.99</td> <td>35.60</td> <td>12.38</td> <td>37.00</td> <td>0.00</td> <td>298</td> <td>76</td> <td>PEAK</td> </tr> </tbody> </table>	Limit	Read	Ant	Cable	Preamp	Aux	APos	TPos	Remark	Freq	Level	Line	Margin	Level	Factor	Loss	Factor	Factor	MHz	dBuV/m	dBuV/m	dB	dBuV	dB/m	dB	dB	dB	1	6905.00	95.97	-----	-----	84.99	35.60	12.38	37.00	0.00	298	76	PEAK
	Limit	Read	Ant	Cable	Preamp	Aux	APos	TPos	Remark																																																																									
Freq	Level	Line	Margin	Level	Factor	Loss	Factor	Factor																																																																										
MHz	dBuV/m	dBuV/m	dB	dBuV	dB/m	dB	dB	dB																																																																										
1	7269.88	51.87	74.00	-22.13	40.25	35.70	12.72	36.80	0.00	298	76	PEAK																																																																						
Limit	Read	Ant	Cable	Preamp	Aux	APos	TPos	Remark																																																																										
Freq	Level	Line	Margin	Level	Factor	Loss	Factor	Factor																																																																										
MHz	dBuV/m	dBuV/m	dB	dBuV	dB/m	dB	dB	dB																																																																										
1	6905.00	95.97	-----	-----	84.99	35.60	12.38	37.00	0.00	298	76	PEAK																																																																						
Avg	 <p>Level (dBuV/m) vs Frequency (MHz) plot for Average Vertical polarization. The plot shows a signal level around 65.0 dBuV/m with a peak at 7385 MHz. A red line indicates the limit at 65.0 dBuV/m. A red label 'Wifi 6E(AVG)' is present.</p> <table border="1"> <thead> <tr> <th>Limit</th> <th>Read</th> <th>Ant</th> <th>Cable</th> <th>Preamp</th> <th>Aux</th> <th>APos</th> <th>TPos</th> <th>Remark</th> </tr> <tr> <th>Freq</th> <th>Level</th> <th>Line</th> <th>Margin</th> <th>Level</th> <th>Factor</th> <th>Loss</th> <th>Factor</th> <th>Factor</th> </tr> <tr> <th>MHz</th> <th>dBuV/m</th> <th>dBuV/m</th> <th>dB</th> <th>dBuV</th> <th>dB/m</th> <th>dB</th> <th>dB</th> <th>dB</th> </tr> </thead> <tbody> <tr> <td>1</td> <td>7385.00</td> <td>44.30</td> <td>54.00</td> <td>-9.70</td> <td>32.59</td> <td>35.70</td> <td>12.73</td> <td>36.72</td> <td>0.00</td> <td>298</td> <td>76</td> <td>AVERAGE</td> </tr> </tbody> </table>	Limit	Read	Ant	Cable	Preamp	Aux	APos	TPos	Remark	Freq	Level	Line	Margin	Level	Factor	Loss	Factor	Factor	MHz	dBuV/m	dBuV/m	dB	dBuV	dB/m	dB	dB	dB	1	7385.00	44.30	54.00	-9.70	32.59	35.70	12.73	36.72	0.00	298	76	AVERAGE	 <p>Level (dBuV/m) vs Frequency (MHz) plot for Average Fundamental polarization. The plot shows a signal level around 65.0 dBuV/m with a peak at 6905 MHz. A red line indicates the limit at 65.0 dBuV/m. A red label 'Wifi 6E(AVG)' is present.</p> <table border="1"> <thead> <tr> <th>Limit</th> <th>Read</th> <th>Ant</th> <th>Cable</th> <th>Preamp</th> <th>Aux</th> <th>APos</th> <th>TPos</th> <th>Remark</th> </tr> <tr> <th>Freq</th> <th>Level</th> <th>Line</th> <th>Margin</th> <th>Level</th> <th>Factor</th> <th>Loss</th> <th>Factor</th> <th>Factor</th> </tr> <tr> <th>MHz</th> <th>dBuV/m</th> <th>dBuV/m</th> <th>dB</th> <th>dBuV</th> <th>dB/m</th> <th>dB</th> <th>dB</th> <th>dB</th> </tr> </thead> <tbody> <tr> <td>1</td> <td>6905.00</td> <td>86.45</td> <td>-----</td> <td>-----</td> <td>75.44</td> <td>35.60</td> <td>12.36</td> <td>36.95</td> <td>0.00</td> <td>298</td> <td>76</td> <td>AVERAGE</td> </tr> </tbody> </table>	Limit	Read	Ant	Cable	Preamp	Aux	APos	TPos	Remark	Freq	Level	Line	Margin	Level	Factor	Loss	Factor	Factor	MHz	dBuV/m	dBuV/m	dB	dBuV	dB/m	dB	dB	dB	1	6905.00	86.45	-----	-----	75.44	35.60	12.36	36.95	0.00	298	76	AVERAGE
Limit	Read	Ant	Cable	Preamp	Aux	APos	TPos	Remark																																																																										
Freq	Level	Line	Margin	Level	Factor	Loss	Factor	Factor																																																																										
MHz	dBuV/m	dBuV/m	dB	dBuV	dB/m	dB	dB	dB																																																																										
1	7385.00	44.30	54.00	-9.70	32.59	35.70	12.73	36.72	0.00	298	76	AVERAGE																																																																						
Limit	Read	Ant	Cable	Preamp	Aux	APos	TPos	Remark																																																																										
Freq	Level	Line	Margin	Level	Factor	Loss	Factor	Factor																																																																										
MHz	dBuV/m	dBuV/m	dB	dBuV	dB/m	dB	dB	dB																																																																										
1	6905.00	86.45	-----	-----	75.44	35.60	12.36	36.95	0.00	298	76	AVERAGE																																																																						

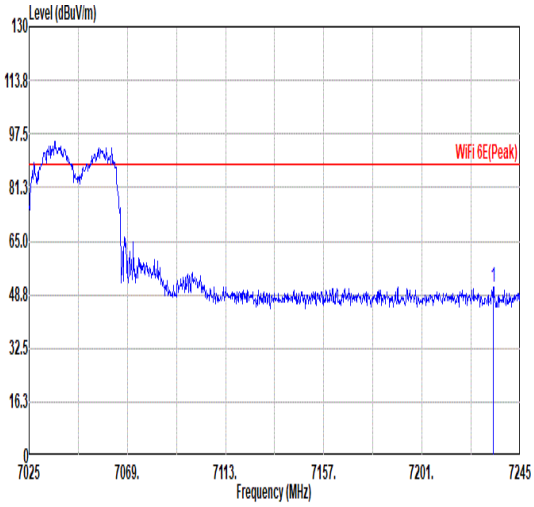
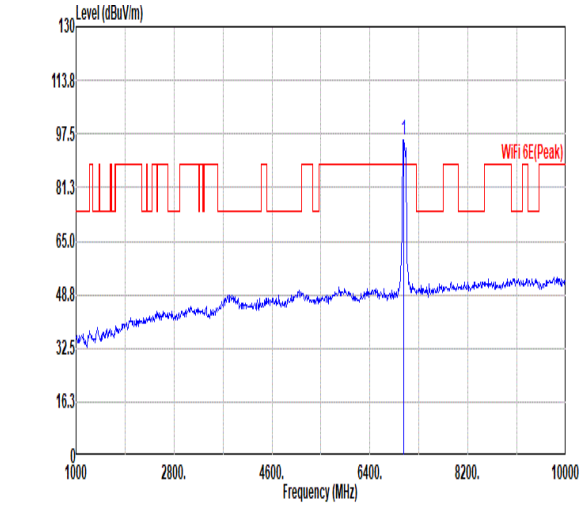
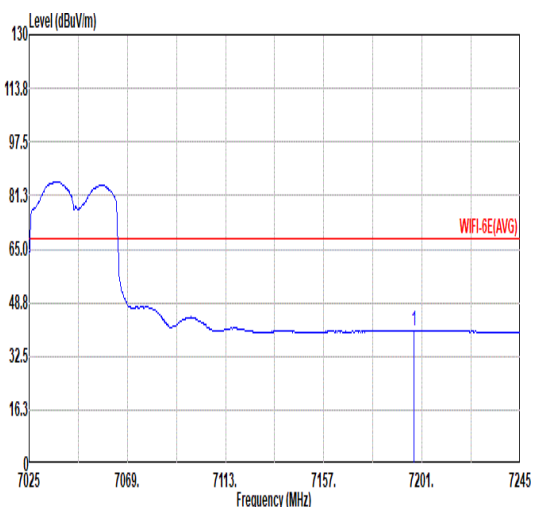
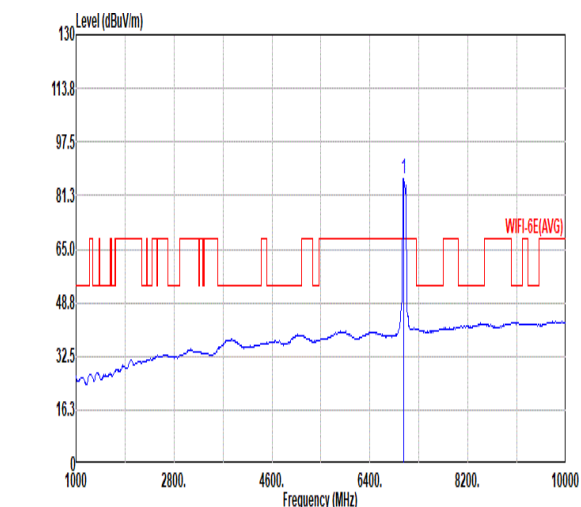


		127																																																																																		
Mode	Band Edge																																																																																			
	U-NII-5_5.925-6.425_802.11be EHT80_CH7_Large RU 484+242 ④_5985MHz																																																																																			
ANT	CDD 1+2																																																																																			
Pol.	Horizontal	Fundamental																																																																																		
Peak	 <p>Level (dBuV/m)</p> <p>Frequency (MHz)</p> <table border="1"> <thead> <tr> <th>Limit</th> <th>Read</th> <th>Ant</th> <th>Cable</th> <th>Preamp</th> <th>Aux</th> <th>APos</th> <th>TPos</th> <th>Remark</th> </tr> <tr> <th>Freq</th> <th>Level</th> <th>Line Margin</th> <th>Level Factor</th> <th>Loss Factor</th> <th>Factor</th> <th></th> <th></th> <th></th> </tr> <tr> <th>MHz</th> <th>dBuV/m</th> <th>dBuV/m</th> <th>dB</th> <th>dBuV</th> <th>dB/m</th> <th>dB</th> <th>dB</th> <th>cm</th> <th>deg</th> </tr> </thead> <tbody> <tr> <td>1</td> <td>5923.24</td> <td>62.75</td> <td>88.20</td> <td>-25.45</td> <td>52.83</td> <td>35.12</td> <td>11.40</td> <td>36.60</td> <td>0.00</td> <td>100</td> <td>300</td> <td>PEAK</td> </tr> </tbody> </table>	Limit	Read	Ant	Cable	Preamp	Aux	APos	TPos	Remark	Freq	Level	Line Margin	Level Factor	Loss Factor	Factor				MHz	dBuV/m	dBuV/m	dB	dBuV	dB/m	dB	dB	cm	deg	1	5923.24	62.75	88.20	-25.45	52.83	35.12	11.40	36.60	0.00	100	300	PEAK	 <p>Level (dBuV/m)</p> <p>Frequency (MHz)</p> <table border="1"> <thead> <tr> <th>Limit</th> <th>Read</th> <th>Ant</th> <th>Cable</th> <th>Preamp</th> <th>Aux</th> <th>APos</th> <th>TPos</th> <th>Remark</th> </tr> <tr> <th>Freq</th> <th>Level</th> <th>Line Margin</th> <th>Level Factor</th> <th>Loss Factor</th> <th>Factor</th> <th></th> <th></th> <th></th> </tr> <tr> <th>MHz</th> <th>dBuV/m</th> <th>dBuV/m</th> <th>dB</th> <th>dBuV</th> <th>dB/m</th> <th>dB</th> <th>dB</th> <th>cm</th> <th>deg</th> </tr> </thead> <tbody> <tr> <td>1</td> <td>5985.00</td> <td>99.03</td> <td>-----</td> <td>-----</td> <td>89.11</td> <td>35.16</td> <td>11.43</td> <td>36.67</td> <td>0.00</td> <td>100</td> <td>300</td> <td>PEAK</td> </tr> </tbody> </table>	Limit	Read	Ant	Cable	Preamp	Aux	APos	TPos	Remark	Freq	Level	Line Margin	Level Factor	Loss Factor	Factor				MHz	dBuV/m	dBuV/m	dB	dBuV	dB/m	dB	dB	cm	deg	1	5985.00	99.03	-----	-----	89.11	35.16	11.43	36.67	0.00	100	300	PEAK
	Limit	Read	Ant	Cable	Preamp	Aux	APos	TPos	Remark																																																																											
Freq	Level	Line Margin	Level Factor	Loss Factor	Factor																																																																															
MHz	dBuV/m	dBuV/m	dB	dBuV	dB/m	dB	dB	cm	deg																																																																											
1	5923.24	62.75	88.20	-25.45	52.83	35.12	11.40	36.60	0.00	100	300	PEAK																																																																								
Limit	Read	Ant	Cable	Preamp	Aux	APos	TPos	Remark																																																																												
Freq	Level	Line Margin	Level Factor	Loss Factor	Factor																																																																															
MHz	dBuV/m	dBuV/m	dB	dBuV	dB/m	dB	dB	cm	deg																																																																											
1	5985.00	99.03	-----	-----	89.11	35.16	11.43	36.67	0.00	100	300	PEAK																																																																								
Avg	 <p>Level (dBuV/m)</p> <p>Frequency (MHz)</p> <table border="1"> <thead> <tr> <th>Limit</th> <th>Read</th> <th>Ant</th> <th>Cable</th> <th>Preamp</th> <th>Aux</th> <th>APos</th> <th>TPos</th> <th>Remark</th> </tr> <tr> <th>Freq</th> <th>Level</th> <th>Line Margin</th> <th>Level Factor</th> <th>Loss Factor</th> <th>Factor</th> <th></th> <th></th> <th></th> </tr> <tr> <th>MHz</th> <th>dBuV/m</th> <th>dBuV/m</th> <th>dB</th> <th>dBuV</th> <th>dB/m</th> <th>dB</th> <th>dB</th> <th>cm</th> <th>deg</th> </tr> </thead> <tbody> <tr> <td>1</td> <td>5918.44</td> <td>49.62</td> <td>68.20</td> <td>-18.58</td> <td>39.69</td> <td>35.12</td> <td>11.40</td> <td>36.59</td> <td>0.00</td> <td>100</td> <td>300</td> <td>AVERAGE</td> </tr> </tbody> </table>	Limit	Read	Ant	Cable	Preamp	Aux	APos	TPos	Remark	Freq	Level	Line Margin	Level Factor	Loss Factor	Factor				MHz	dBuV/m	dBuV/m	dB	dBuV	dB/m	dB	dB	cm	deg	1	5918.44	49.62	68.20	-18.58	39.69	35.12	11.40	36.59	0.00	100	300	AVERAGE	 <p>Level (dBuV/m)</p> <p>Frequency (MHz)</p> <table border="1"> <thead> <tr> <th>Limit</th> <th>Read</th> <th>Ant</th> <th>Cable</th> <th>Preamp</th> <th>Aux</th> <th>APos</th> <th>TPos</th> <th>Remark</th> </tr> <tr> <th>Freq</th> <th>Level</th> <th>Line Margin</th> <th>Level Factor</th> <th>Loss Factor</th> <th>Factor</th> <th></th> <th></th> <th></th> </tr> <tr> <th>MHz</th> <th>dBuV/m</th> <th>dBuV/m</th> <th>dB</th> <th>dBuV</th> <th>dB/m</th> <th>dB</th> <th>dB</th> <th>cm</th> <th>deg</th> </tr> </thead> <tbody> <tr> <td>1</td> <td>5985.00</td> <td>89.17</td> <td>-----</td> <td>-----</td> <td>79.25</td> <td>35.16</td> <td>11.43</td> <td>36.67</td> <td>0.00</td> <td>100</td> <td>300</td> <td>AVERAGE</td> </tr> </tbody> </table>	Limit	Read	Ant	Cable	Preamp	Aux	APos	TPos	Remark	Freq	Level	Line Margin	Level Factor	Loss Factor	Factor				MHz	dBuV/m	dBuV/m	dB	dBuV	dB/m	dB	dB	cm	deg	1	5985.00	89.17	-----	-----	79.25	35.16	11.43	36.67	0.00	100	300	AVERAGE
	Limit	Read	Ant	Cable	Preamp	Aux	APos	TPos	Remark																																																																											
Freq	Level	Line Margin	Level Factor	Loss Factor	Factor																																																																															
MHz	dBuV/m	dBuV/m	dB	dBuV	dB/m	dB	dB	cm	deg																																																																											
1	5918.44	49.62	68.20	-18.58	39.69	35.12	11.40	36.59	0.00	100	300	AVERAGE																																																																								
Limit	Read	Ant	Cable	Preamp	Aux	APos	TPos	Remark																																																																												
Freq	Level	Line Margin	Level Factor	Loss Factor	Factor																																																																															
MHz	dBuV/m	dBuV/m	dB	dBuV	dB/m	dB	dB	cm	deg																																																																											
1	5985.00	89.17	-----	-----	79.25	35.16	11.43	36.67	0.00	100	300	AVERAGE																																																																								



127																																								
Mode	Band Edge																																							
	U-NII-5_5.925-6.425_802.11be EHT80_CH7_Large RU 484+242 ④_5985MHz																																							
ANT	CDD 1+2																																							
Pol.	Vertical																																							
Peak	<table border="1"> <thead> <tr> <th>Limit</th> <th>Read</th> <th>Ant</th> <th>Cable</th> <th>Preamp</th> <th>Aux</th> <th>APos</th> <th>TPos</th> </tr> <tr> <th>Freq</th> <th>Level</th> <th>Line Margin</th> <th>Level Factor</th> <th>Loss Factor</th> <th>Factor</th> <th>Factor</th> <th>Remark</th> </tr> <tr> <th>MHz</th> <th>dBuV/m</th> <th>dBuV/m</th> <th>dB</th> <th>dBuV</th> <th>dB/m</th> <th>dB</th> <th>dB</th> <th>cm</th> <th>deg</th> </tr> </thead> <tbody> <tr> <td>1</td> <td>5924.68</td> <td>70.65</td> <td>88.20</td> <td>-17.55</td> <td>60.73</td> <td>35.12</td> <td>11.40</td> <td>36.60</td> <td>0.00</td> <td>204</td> <td>0 PEAK</td> </tr> </tbody> </table>	Limit	Read	Ant	Cable	Preamp	Aux	APos	TPos	Freq	Level	Line Margin	Level Factor	Loss Factor	Factor	Factor	Remark	MHz	dBuV/m	dBuV/m	dB	dBuV	dB/m	dB	dB	cm	deg	1	5924.68	70.65	88.20	-17.55	60.73	35.12	11.40	36.60	0.00	204	0 PEAK	
	Limit	Read	Ant	Cable	Preamp	Aux	APos	TPos																																
Freq	Level	Line Margin	Level Factor	Loss Factor	Factor	Factor	Remark																																	
MHz	dBuV/m	dBuV/m	dB	dBuV	dB/m	dB	dB	cm	deg																															
1	5924.68	70.65	88.20	-17.55	60.73	35.12	11.40	36.60	0.00	204	0 PEAK																													
<table border="1"> <thead> <tr> <th>Limit</th> <th>Read</th> <th>Ant</th> <th>Cable</th> <th>Preamp</th> <th>Aux</th> <th>APos</th> <th>TPos</th> </tr> <tr> <th>Freq</th> <th>Level</th> <th>Line Margin</th> <th>Level Factor</th> <th>Loss Factor</th> <th>Factor</th> <th>Factor</th> <th>Remark</th> </tr> <tr> <th>MHz</th> <th>dBuV/m</th> <th>dBuV/m</th> <th>dB</th> <th>dBuV</th> <th>dB/m</th> <th>dB</th> <th>dB</th> <th>dB</th> <th>cm</th> <th>deg</th> </tr> </thead> <tbody> <tr> <td>1</td> <td>5985.00</td> <td>106.06</td> <td>-----</td> <td>-----</td> <td>96.12</td> <td>35.15</td> <td>11.43</td> <td>36.64</td> <td>0.00</td> <td>204</td> <td>0 PEAK</td> </tr> </tbody> </table>	Limit	Read	Ant	Cable	Preamp	Aux	APos	TPos	Freq	Level	Line Margin	Level Factor	Loss Factor	Factor	Factor	Remark	MHz	dBuV/m	dBuV/m	dB	dBuV	dB/m	dB	dB	dB	cm	deg	1	5985.00	106.06	-----	-----	96.12	35.15	11.43	36.64	0.00	204	0 PEAK	
Limit	Read	Ant	Cable	Preamp	Aux	APos	TPos																																	
Freq	Level	Line Margin	Level Factor	Loss Factor	Factor	Factor	Remark																																	
MHz	dBuV/m	dBuV/m	dB	dBuV	dB/m	dB	dB	dB	cm	deg																														
1	5985.00	106.06	-----	-----	96.12	35.15	11.43	36.64	0.00	204	0 PEAK																													
Avg	<table border="1"> <thead> <tr> <th>Limit</th> <th>Read</th> <th>Ant</th> <th>Cable</th> <th>Preamp</th> <th>Aux</th> <th>APos</th> <th>TPos</th> </tr> <tr> <th>Freq</th> <th>Level</th> <th>Line Margin</th> <th>Level Factor</th> <th>Loss Factor</th> <th>Factor</th> <th>Factor</th> <th>Remark</th> </tr> <tr> <th>MHz</th> <th>dBuV/m</th> <th>dBuV/m</th> <th>dB</th> <th>dBuV</th> <th>dB/m</th> <th>dB</th> <th>dB</th> <th>dB</th> <th>cm</th> <th>deg</th> </tr> </thead> <tbody> <tr> <td>1</td> <td>5924.84</td> <td>55.93</td> <td>68.20</td> <td>-12.27</td> <td>46.01</td> <td>35.12</td> <td>11.40</td> <td>36.60</td> <td>0.00</td> <td>204</td> <td>0 AVERAGE</td> </tr> </tbody> </table>	Limit	Read	Ant	Cable	Preamp	Aux	APos	TPos	Freq	Level	Line Margin	Level Factor	Loss Factor	Factor	Factor	Remark	MHz	dBuV/m	dBuV/m	dB	dBuV	dB/m	dB	dB	dB	cm	deg	1	5924.84	55.93	68.20	-12.27	46.01	35.12	11.40	36.60	0.00	204	0 AVERAGE
Limit	Read	Ant	Cable	Preamp	Aux	APos	TPos																																	
Freq	Level	Line Margin	Level Factor	Loss Factor	Factor	Factor	Remark																																	
MHz	dBuV/m	dBuV/m	dB	dBuV	dB/m	dB	dB	dB	cm	deg																														
1	5924.84	55.93	68.20	-12.27	46.01	35.12	11.40	36.60	0.00	204	0 AVERAGE																													
<table border="1"> <thead> <tr> <th>Limit</th> <th>Read</th> <th>Ant</th> <th>Cable</th> <th>Preamp</th> <th>Aux</th> <th>APos</th> <th>TPos</th> </tr> <tr> <th>Freq</th> <th>Level</th> <th>Line Margin</th> <th>Level Factor</th> <th>Loss Factor</th> <th>Factor</th> <th>Factor</th> <th>Remark</th> </tr> <tr> <th>MHz</th> <th>dBuV/m</th> <th>dBuV/m</th> <th>dB</th> <th>dBuV</th> <th>dB/m</th> <th>dB</th> <th>dB</th> <th>dB</th> <th>cm</th> <th>deg</th> </tr> </thead> <tbody> <tr> <td>1</td> <td>5985.00</td> <td>94.33</td> <td>-----</td> <td>-----</td> <td>84.39</td> <td>35.15</td> <td>11.43</td> <td>36.64</td> <td>0.00</td> <td>204</td> <td>0 AVERAGE</td> </tr> </tbody> </table>	Limit	Read	Ant	Cable	Preamp	Aux	APos	TPos	Freq	Level	Line Margin	Level Factor	Loss Factor	Factor	Factor	Remark	MHz	dBuV/m	dBuV/m	dB	dBuV	dB/m	dB	dB	dB	cm	deg	1	5985.00	94.33	-----	-----	84.39	35.15	11.43	36.64	0.00	204	0 AVERAGE	
Limit	Read	Ant	Cable	Preamp	Aux	APos	TPos																																	
Freq	Level	Line Margin	Level Factor	Loss Factor	Factor	Factor	Remark																																	
MHz	dBuV/m	dBuV/m	dB	dBuV	dB/m	dB	dB	dB	cm	deg																														
1	5985.00	94.33	-----	-----	84.39	35.15	11.43	36.64	0.00	204	0 AVERAGE																													



		128																																																																										
Mode		Band Edge																																																																										
		U-NII-8_6.875-7.125_802.11be EHT80_CH215_Large RU 484+242 ①_7025MHz																																																																										
ANT		CDD 1+2																																																																										
Pol.		Horizontal	Fundamental																																																																									
Peak	 <p>Level (dBuV/m) vs Frequency (MHz) plot for Horizontal polarization. The plot shows a signal level starting around 81.3 dBuV/m at 7025 MHz, dropping to a noise floor of approximately 48.8 dBuV/m by 7113 MHz. A red horizontal line indicates the 'Wifi 6E(Peak)' limit at approximately 81.3 dBuV/m.</p> <table border="1"> <thead> <tr> <th>Limit</th> <th>Read</th> <th>Ant</th> <th>Cable</th> <th>Preamp</th> <th>Aux</th> <th>APos</th> <th>TPos</th> </tr> <tr> <th>Freq</th> <th>Level</th> <th>Line</th> <th>Margin</th> <th>Level</th> <th>Factor</th> <th>Loss</th> <th>Factor</th> </tr> <tr> <th>MHz</th> <th>dBuV/m</th> <th>dBuV/m</th> <th>dB</th> <th>dBuV</th> <th>dB/m</th> <th>dB</th> <th>dB</th> </tr> </thead> <tbody> <tr> <td>1</td> <td>7232.90</td> <td>51.24</td> <td>88.20</td> <td>-36.96</td> <td>39.61</td> <td>35.70</td> <td>12.71</td> <td>36.78</td> <td>0.00</td> <td>305</td> <td>65</td> <td>PEAK</td> </tr> </tbody> </table>	Limit	Read	Ant	Cable	Preamp	Aux	APos	TPos	Freq	Level	Line	Margin	Level	Factor	Loss	Factor	MHz	dBuV/m	dBuV/m	dB	dBuV	dB/m	dB	dB	1	7232.90	51.24	88.20	-36.96	39.61	35.70	12.71	36.78	0.00	305	65	PEAK	 <p>Level (dBuV/m) vs Frequency (MHz) plot for Fundamental polarization. The plot shows a signal level starting around 81.3 dBuV/m at 7025 MHz, dropping to a noise floor of approximately 48.8 dBuV/m by 7113 MHz. A red horizontal line indicates the 'Wifi 6E(Peak)' limit at approximately 81.3 dBuV/m.</p> <table border="1"> <thead> <tr> <th>Limit</th> <th>Read</th> <th>Ant</th> <th>Cable</th> <th>Preamp</th> <th>Aux</th> <th>APos</th> <th>TPos</th> </tr> <tr> <th>Freq</th> <th>Level</th> <th>Line</th> <th>Margin</th> <th>Level</th> <th>Factor</th> <th>Loss</th> <th>Factor</th> </tr> <tr> <th>MHz</th> <th>dBuV/m</th> <th>dBuV/m</th> <th>dB</th> <th>dBuV</th> <th>dB/m</th> <th>dB</th> <th>dB</th> </tr> </thead> <tbody> <tr> <td>1</td> <td>7025.00</td> <td>95.88</td> <td>-----</td> <td>-----</td> <td>84.89</td> <td>35.62</td> <td>12.48</td> <td>37.11</td> <td>0.00</td> <td>305</td> <td>65</td> <td>PEAK</td> </tr> </tbody> </table>	Limit	Read	Ant	Cable	Preamp	Aux	APos	TPos	Freq	Level	Line	Margin	Level	Factor	Loss	Factor	MHz	dBuV/m	dBuV/m	dB	dBuV	dB/m	dB	dB	1	7025.00	95.88	-----	-----	84.89	35.62	12.48	37.11	0.00	305	65	PEAK
	Limit	Read	Ant	Cable	Preamp	Aux	APos	TPos																																																																				
Freq	Level	Line	Margin	Level	Factor	Loss	Factor																																																																					
MHz	dBuV/m	dBuV/m	dB	dBuV	dB/m	dB	dB																																																																					
1	7232.90	51.24	88.20	-36.96	39.61	35.70	12.71	36.78	0.00	305	65	PEAK																																																																
Limit	Read	Ant	Cable	Preamp	Aux	APos	TPos																																																																					
Freq	Level	Line	Margin	Level	Factor	Loss	Factor																																																																					
MHz	dBuV/m	dBuV/m	dB	dBuV	dB/m	dB	dB																																																																					
1	7025.00	95.88	-----	-----	84.89	35.62	12.48	37.11	0.00	305	65	PEAK																																																																
Avg	 <p>Level (dBuV/m) vs Frequency (MHz) plot for Horizontal polarization. The plot shows a signal level starting around 81.3 dBuV/m at 7025 MHz, dropping to a noise floor of approximately 48.8 dBuV/m by 7113 MHz. A red horizontal line indicates the 'Wifi 6E(AVG)' limit at approximately 81.3 dBuV/m.</p> <table border="1"> <thead> <tr> <th>Limit</th> <th>Read</th> <th>Ant</th> <th>Cable</th> <th>Preamp</th> <th>Aux</th> <th>APos</th> <th>TPos</th> </tr> <tr> <th>Freq</th> <th>Level</th> <th>Line</th> <th>Margin</th> <th>Level</th> <th>Factor</th> <th>Loss</th> <th>Factor</th> </tr> <tr> <th>MHz</th> <th>dBuV/m</th> <th>dBuV/m</th> <th>dB</th> <th>dBuV</th> <th>dB/m</th> <th>dB</th> <th>dB</th> </tr> </thead> <tbody> <tr> <td>1</td> <td>7197.48</td> <td>40.17</td> <td>68.20</td> <td>-28.03</td> <td>28.53</td> <td>35.70</td> <td>12.71</td> <td>36.77</td> <td>0.00</td> <td>305</td> <td>65</td> <td>AVERAGE</td> </tr> </tbody> </table>	Limit	Read	Ant	Cable	Preamp	Aux	APos	TPos	Freq	Level	Line	Margin	Level	Factor	Loss	Factor	MHz	dBuV/m	dBuV/m	dB	dBuV	dB/m	dB	dB	1	7197.48	40.17	68.20	-28.03	28.53	35.70	12.71	36.77	0.00	305	65	AVERAGE	 <p>Level (dBuV/m) vs Frequency (MHz) plot for Fundamental polarization. The plot shows a signal level starting around 81.3 dBuV/m at 7025 MHz, dropping to a noise floor of approximately 48.8 dBuV/m by 7113 MHz. A red horizontal line indicates the 'Wifi 6E(AVG)' limit at approximately 81.3 dBuV/m.</p> <table border="1"> <thead> <tr> <th>Limit</th> <th>Read</th> <th>Ant</th> <th>Cable</th> <th>Preamp</th> <th>Aux</th> <th>APos</th> <th>TPos</th> </tr> <tr> <th>Freq</th> <th>Level</th> <th>Line</th> <th>Margin</th> <th>Level</th> <th>Factor</th> <th>Loss</th> <th>Factor</th> </tr> <tr> <th>MHz</th> <th>dBuV/m</th> <th>dBuV/m</th> <th>dB</th> <th>dBuV</th> <th>dB/m</th> <th>dB</th> <th>dB</th> </tr> </thead> <tbody> <tr> <td>1</td> <td>7025.00</td> <td>86.36</td> <td>-----</td> <td>-----</td> <td>75.37</td> <td>35.62</td> <td>12.48</td> <td>37.11</td> <td>0.00</td> <td>305</td> <td>65</td> <td>AVERAGE</td> </tr> </tbody> </table>	Limit	Read	Ant	Cable	Preamp	Aux	APos	TPos	Freq	Level	Line	Margin	Level	Factor	Loss	Factor	MHz	dBuV/m	dBuV/m	dB	dBuV	dB/m	dB	dB	1	7025.00	86.36	-----	-----	75.37	35.62	12.48	37.11	0.00	305	65	AVERAGE
	Limit	Read	Ant	Cable	Preamp	Aux	APos	TPos																																																																				
Freq	Level	Line	Margin	Level	Factor	Loss	Factor																																																																					
MHz	dBuV/m	dBuV/m	dB	dBuV	dB/m	dB	dB																																																																					
1	7197.48	40.17	68.20	-28.03	28.53	35.70	12.71	36.77	0.00	305	65	AVERAGE																																																																
Limit	Read	Ant	Cable	Preamp	Aux	APos	TPos																																																																					
Freq	Level	Line	Margin	Level	Factor	Loss	Factor																																																																					
MHz	dBuV/m	dBuV/m	dB	dBuV	dB/m	dB	dB																																																																					
1	7025.00	86.36	-----	-----	75.37	35.62	12.48	37.11	0.00	305	65	AVERAGE																																																																



Mode	128																																																																											
	Band Edge																																																																											
	U-NII-8_6.875-7.125_802.11be EHT80_CH215_Large RU 484+242 ①_7025MHz																																																																											
ANT	CDD 1+2																																																																											
Pol.	Vertical	Fundamental																																																																										
Peak	<table border="1"> <thead> <tr> <th>Limit</th> <th>Read</th> <th>Ant</th> <th>Cable</th> <th>Preamp</th> <th>Aux</th> <th>APos</th> <th>TPos</th> </tr> <tr> <th>Freq</th> <th>Level</th> <th>Line</th> <th>Margin</th> <th>Level</th> <th>Factor</th> <th>Loss</th> <th>Factor</th> </tr> <tr> <th>MHz</th> <th>dBuV/m</th> <th>dBuV/m</th> <th>dB</th> <th>dBuV</th> <th>dB/m</th> <th>dB</th> <th>dB</th> </tr> </thead> <tbody> <tr> <td>1</td> <td>7132.80</td> <td>53.92</td> <td>88.20</td> <td>-34.28</td> <td>42.57</td> <td>35.70</td> <td>12.63</td> <td>36.98</td> <td>0.00</td> <td>311</td> <td>251</td> <td>PEAK</td> </tr> </tbody> </table>	Limit	Read	Ant	Cable	Preamp	Aux	APos	TPos	Freq	Level	Line	Margin	Level	Factor	Loss	Factor	MHz	dBuV/m	dBuV/m	dB	dBuV	dB/m	dB	dB	1	7132.80	53.92	88.20	-34.28	42.57	35.70	12.63	36.98	0.00	311	251	PEAK	<table border="1"> <thead> <tr> <th>Limit</th> <th>Read</th> <th>Ant</th> <th>Cable</th> <th>Preamp</th> <th>Aux</th> <th>APos</th> <th>TPos</th> </tr> <tr> <th>Freq</th> <th>Level</th> <th>Line</th> <th>Margin</th> <th>Level</th> <th>Factor</th> <th>Loss</th> <th>Factor</th> </tr> <tr> <th>MHz</th> <th>dBuV/m</th> <th>dBuV/m</th> <th>dB</th> <th>dBuV</th> <th>dB/m</th> <th>dB</th> <th>dB</th> </tr> </thead> <tbody> <tr> <td>1</td> <td>7025.00</td> <td>103.22</td> <td>-----</td> <td>-----</td> <td>92.11</td> <td>35.66</td> <td>12.53</td> <td>37.08</td> <td>0.00</td> <td>311</td> <td>251</td> <td>PEAK</td> </tr> </tbody> </table>	Limit	Read	Ant	Cable	Preamp	Aux	APos	TPos	Freq	Level	Line	Margin	Level	Factor	Loss	Factor	MHz	dBuV/m	dBuV/m	dB	dBuV	dB/m	dB	dB	1	7025.00	103.22	-----	-----	92.11	35.66	12.53	37.08	0.00	311	251	PEAK
	Limit	Read	Ant	Cable	Preamp	Aux	APos	TPos																																																																				
Freq	Level	Line	Margin	Level	Factor	Loss	Factor																																																																					
MHz	dBuV/m	dBuV/m	dB	dBuV	dB/m	dB	dB																																																																					
1	7132.80	53.92	88.20	-34.28	42.57	35.70	12.63	36.98	0.00	311	251	PEAK																																																																
Limit	Read	Ant	Cable	Preamp	Aux	APos	TPos																																																																					
Freq	Level	Line	Margin	Level	Factor	Loss	Factor																																																																					
MHz	dBuV/m	dBuV/m	dB	dBuV	dB/m	dB	dB																																																																					
1	7025.00	103.22	-----	-----	92.11	35.66	12.53	37.08	0.00	311	251	PEAK																																																																
Avg	<table border="1"> <thead> <tr> <th>Limit</th> <th>Read</th> <th>Ant</th> <th>Cable</th> <th>Preamp</th> <th>Aux</th> <th>APos</th> <th>TPos</th> </tr> <tr> <th>Freq</th> <th>Level</th> <th>Line</th> <th>Margin</th> <th>Level</th> <th>Factor</th> <th>Loss</th> <th>Factor</th> </tr> <tr> <th>MHz</th> <th>dBuV/m</th> <th>dBuV/m</th> <th>dB</th> <th>dBuV</th> <th>dB/m</th> <th>dB</th> <th>dB</th> </tr> </thead> <tbody> <tr> <td>1</td> <td>7130.38</td> <td>42.51</td> <td>68.20</td> <td>-25.69</td> <td>31.16</td> <td>35.70</td> <td>12.63</td> <td>36.98</td> <td>0.00</td> <td>311</td> <td>251</td> <td>AVERAGE</td> </tr> </tbody> </table>	Limit	Read	Ant	Cable	Preamp	Aux	APos	TPos	Freq	Level	Line	Margin	Level	Factor	Loss	Factor	MHz	dBuV/m	dBuV/m	dB	dBuV	dB/m	dB	dB	1	7130.38	42.51	68.20	-25.69	31.16	35.70	12.63	36.98	0.00	311	251	AVERAGE	<table border="1"> <thead> <tr> <th>Limit</th> <th>Read</th> <th>Ant</th> <th>Cable</th> <th>Preamp</th> <th>Aux</th> <th>APos</th> <th>TPos</th> </tr> <tr> <th>Freq</th> <th>Level</th> <th>Line</th> <th>Margin</th> <th>Level</th> <th>Factor</th> <th>Loss</th> <th>Factor</th> </tr> <tr> <th>MHz</th> <th>dBuV/m</th> <th>dBuV/m</th> <th>dB</th> <th>dBuV</th> <th>dB/m</th> <th>dB</th> <th>dB</th> </tr> </thead> <tbody> <tr> <td>1</td> <td>7025.00</td> <td>93.40</td> <td>-----</td> <td>-----</td> <td>82.29</td> <td>35.66</td> <td>12.53</td> <td>37.08</td> <td>0.00</td> <td>311</td> <td>251</td> <td>AVERAGE</td> </tr> </tbody> </table>	Limit	Read	Ant	Cable	Preamp	Aux	APos	TPos	Freq	Level	Line	Margin	Level	Factor	Loss	Factor	MHz	dBuV/m	dBuV/m	dB	dBuV	dB/m	dB	dB	1	7025.00	93.40	-----	-----	82.29	35.66	12.53	37.08	0.00	311	251	AVERAGE
Limit	Read	Ant	Cable	Preamp	Aux	APos	TPos																																																																					
Freq	Level	Line	Margin	Level	Factor	Loss	Factor																																																																					
MHz	dBuV/m	dBuV/m	dB	dBuV	dB/m	dB	dB																																																																					
1	7130.38	42.51	68.20	-25.69	31.16	35.70	12.63	36.98	0.00	311	251	AVERAGE																																																																
Limit	Read	Ant	Cable	Preamp	Aux	APos	TPos																																																																					
Freq	Level	Line	Margin	Level	Factor	Loss	Factor																																																																					
MHz	dBuV/m	dBuV/m	dB	dBuV	dB/m	dB	dB																																																																					
1	7025.00	93.40	-----	-----	82.29	35.66	12.53	37.08	0.00	311	251	AVERAGE																																																																



Mode	129																																																																													
	Band Edge																																																																													
	U-NII-5_5.925-6.425_802.11be EHT160_CH15_Large RU 996+484 ①_6025MHz																																																																													
ANT	CDD 1+2																																																																													
Pol.	Horizontal	Fundamental																																																																												
Peak	<table border="1"> <thead> <tr> <th>Limit</th> <th>Read</th> <th>Ant</th> <th>Cable</th> <th>Preamp</th> <th>Aux</th> <th>APos</th> <th>TPos</th> <th>Remark</th> </tr> <tr> <th>Freq</th> <th>Level</th> <th>Line Margin</th> <th>Level Factor</th> <th>Loss Factor</th> <th>Factor</th> <th>Factor</th> <th>Factor</th> <th>Factor</th> </tr> <tr> <th>MHz</th> <th>dBuV/m</th> <th>dBuV/m</th> <th>dB</th> <th>dBuV</th> <th>dB/m</th> <th>dB</th> <th>dB</th> <th>cm</th> <th>deg</th> </tr> </thead> <tbody> <tr> <td>1 5872.60</td> <td>57.94</td> <td>88.20</td> <td>-30.26</td> <td>47.87</td> <td>35.05</td> <td>11.35</td> <td>36.33</td> <td>0.00</td> <td>302 205 PEAK</td> </tr> </tbody> </table>	Limit	Read	Ant	Cable	Preamp	Aux	APos	TPos	Remark	Freq	Level	Line Margin	Level Factor	Loss Factor	Factor	Factor	Factor	Factor	MHz	dBuV/m	dBuV/m	dB	dBuV	dB/m	dB	dB	cm	deg	1 5872.60	57.94	88.20	-30.26	47.87	35.05	11.35	36.33	0.00	302 205 PEAK	<table border="1"> <thead> <tr> <th>Limit</th> <th>Read</th> <th>Ant</th> <th>Cable</th> <th>Preamp</th> <th>Aux</th> <th>APos</th> <th>TPos</th> <th>Remark</th> </tr> <tr> <th>Freq</th> <th>Level</th> <th>Line Margin</th> <th>Level Factor</th> <th>Loss Factor</th> <th>Factor</th> <th>Factor</th> <th>Factor</th> <th>Factor</th> </tr> <tr> <th>MHz</th> <th>dBuV/m</th> <th>dBuV/m</th> <th>dB</th> <th>dBuV</th> <th>dB/m</th> <th>dB</th> <th>dB</th> <th>cm</th> <th>deg</th> </tr> </thead> <tbody> <tr> <td>1 6025.00</td> <td>93.95</td> <td>-----</td> <td>-----</td> <td>84.03</td> <td>35.24</td> <td>11.49</td> <td>36.81</td> <td>0.00</td> <td>302 205 PEAK</td> </tr> </tbody> </table>	Limit	Read	Ant	Cable	Preamp	Aux	APos	TPos	Remark	Freq	Level	Line Margin	Level Factor	Loss Factor	Factor	Factor	Factor	Factor	MHz	dBuV/m	dBuV/m	dB	dBuV	dB/m	dB	dB	cm	deg	1 6025.00	93.95	-----	-----	84.03	35.24	11.49	36.81	0.00	302 205 PEAK
	Limit	Read	Ant	Cable	Preamp	Aux	APos	TPos	Remark																																																																					
Freq	Level	Line Margin	Level Factor	Loss Factor	Factor	Factor	Factor	Factor																																																																						
MHz	dBuV/m	dBuV/m	dB	dBuV	dB/m	dB	dB	cm	deg																																																																					
1 5872.60	57.94	88.20	-30.26	47.87	35.05	11.35	36.33	0.00	302 205 PEAK																																																																					
Limit	Read	Ant	Cable	Preamp	Aux	APos	TPos	Remark																																																																						
Freq	Level	Line Margin	Level Factor	Loss Factor	Factor	Factor	Factor	Factor																																																																						
MHz	dBuV/m	dBuV/m	dB	dBuV	dB/m	dB	dB	cm	deg																																																																					
1 6025.00	93.95	-----	-----	84.03	35.24	11.49	36.81	0.00	302 205 PEAK																																																																					
Avg	<table border="1"> <thead> <tr> <th>Limit</th> <th>Read</th> <th>Ant</th> <th>Cable</th> <th>Preamp</th> <th>Aux</th> <th>APos</th> <th>TPos</th> <th>Remark</th> </tr> <tr> <th>Freq</th> <th>Level</th> <th>Line Margin</th> <th>Level Factor</th> <th>Loss Factor</th> <th>Factor</th> <th>Factor</th> <th>Factor</th> <th>Factor</th> </tr> <tr> <th>MHz</th> <th>dBuV/m</th> <th>dBuV/m</th> <th>dB</th> <th>dBuV</th> <th>dB/m</th> <th>dB</th> <th>dB</th> <th>cm</th> <th>deg</th> </tr> </thead> <tbody> <tr> <td>1 5904.40</td> <td>45.33</td> <td>68.20</td> <td>-22.87</td> <td>35.42</td> <td>35.10</td> <td>11.38</td> <td>36.57</td> <td>0.00</td> <td>302 205 AVERAGE</td> </tr> </tbody> </table>	Limit	Read	Ant	Cable	Preamp	Aux	APos	TPos	Remark	Freq	Level	Line Margin	Level Factor	Loss Factor	Factor	Factor	Factor	Factor	MHz	dBuV/m	dBuV/m	dB	dBuV	dB/m	dB	dB	cm	deg	1 5904.40	45.33	68.20	-22.87	35.42	35.10	11.38	36.57	0.00	302 205 AVERAGE	<table border="1"> <thead> <tr> <th>Limit</th> <th>Read</th> <th>Ant</th> <th>Cable</th> <th>Preamp</th> <th>Aux</th> <th>APos</th> <th>TPos</th> <th>Remark</th> </tr> <tr> <th>Freq</th> <th>Level</th> <th>Line Margin</th> <th>Level Factor</th> <th>Loss Factor</th> <th>Factor</th> <th>Factor</th> <th>Factor</th> <th>Factor</th> </tr> <tr> <th>MHz</th> <th>dBuV/m</th> <th>dBuV/m</th> <th>dB</th> <th>dBuV</th> <th>dB/m</th> <th>dB</th> <th>dB</th> <th>cm</th> <th>deg</th> </tr> </thead> <tbody> <tr> <td>1 6025.00</td> <td>85.41</td> <td>-----</td> <td>-----</td> <td>75.49</td> <td>35.24</td> <td>11.49</td> <td>36.81</td> <td>0.00</td> <td>302 205 AVERAGE</td> </tr> </tbody> </table>	Limit	Read	Ant	Cable	Preamp	Aux	APos	TPos	Remark	Freq	Level	Line Margin	Level Factor	Loss Factor	Factor	Factor	Factor	Factor	MHz	dBuV/m	dBuV/m	dB	dBuV	dB/m	dB	dB	cm	deg	1 6025.00	85.41	-----	-----	75.49	35.24	11.49	36.81	0.00	302 205 AVERAGE
Limit	Read	Ant	Cable	Preamp	Aux	APos	TPos	Remark																																																																						
Freq	Level	Line Margin	Level Factor	Loss Factor	Factor	Factor	Factor	Factor																																																																						
MHz	dBuV/m	dBuV/m	dB	dBuV	dB/m	dB	dB	cm	deg																																																																					
1 5904.40	45.33	68.20	-22.87	35.42	35.10	11.38	36.57	0.00	302 205 AVERAGE																																																																					
Limit	Read	Ant	Cable	Preamp	Aux	APos	TPos	Remark																																																																						
Freq	Level	Line Margin	Level Factor	Loss Factor	Factor	Factor	Factor	Factor																																																																						
MHz	dBuV/m	dBuV/m	dB	dBuV	dB/m	dB	dB	cm	deg																																																																					
1 6025.00	85.41	-----	-----	75.49	35.24	11.49	36.81	0.00	302 205 AVERAGE																																																																					



129																																										
Mode																																										
Band Edge																																										
U-NII-5_5.925-6.425_802.11be EHT160_CH15_Large RU 996+484 ①_6025MHz																																										
ANT																																										
CDD 1+2																																										
Pol.	Vertical																																									
Peak	<table border="1"> <thead> <tr> <th>Limit</th> <th>Read</th> <th>Ant</th> <th>Cable</th> <th>Preamp</th> <th>Aux</th> <th>APos</th> <th>TPos</th> <th>Remark</th> </tr> <tr> <th>Freq</th> <th>Level</th> <th>Line Margin</th> <th>Level Factor</th> <th>Loss Factor</th> <th>Factor</th> <th>Factor</th> <th>Factor</th> <th></th> </tr> <tr> <th>MHz</th> <th>dBuV/m</th> <th>dBuV/m</th> <th>dB</th> <th>dBuV</th> <th>dB/m</th> <th>dB</th> <th>dB</th> <th>cm</th> <th>deg</th> </tr> </thead> <tbody> <tr> <td>1</td> <td>5922.00</td> <td>62.89</td> <td>88.20</td> <td>-25.31</td> <td>52.96</td> <td>35.12</td> <td>11.40</td> <td>36.59</td> <td>0.00</td> <td>312</td> <td>323</td> <td>PEAK</td> </tr> </tbody> </table>	Limit	Read	Ant	Cable	Preamp	Aux	APos	TPos	Remark	Freq	Level	Line Margin	Level Factor	Loss Factor	Factor	Factor	Factor		MHz	dBuV/m	dBuV/m	dB	dBuV	dB/m	dB	dB	cm	deg	1	5922.00	62.89	88.20	-25.31	52.96	35.12	11.40	36.59	0.00	312	323	PEAK
	Limit	Read	Ant	Cable	Preamp	Aux	APos	TPos	Remark																																	
Freq	Level	Line Margin	Level Factor	Loss Factor	Factor	Factor	Factor																																			
MHz	dBuV/m	dBuV/m	dB	dBuV	dB/m	dB	dB	cm	deg																																	
1	5922.00	62.89	88.20	-25.31	52.96	35.12	11.40	36.59	0.00	312	323	PEAK																														
<table border="1"> <thead> <tr> <th>Limit</th> <th>Read</th> <th>Ant</th> <th>Cable</th> <th>Preamp</th> <th>Aux</th> <th>APos</th> <th>TPos</th> <th>Remark</th> </tr> <tr> <th>Freq</th> <th>Level</th> <th>Line Margin</th> <th>Level Factor</th> <th>Loss Factor</th> <th>Factor</th> <th>Factor</th> <th>Factor</th> <th></th> </tr> <tr> <th>MHz</th> <th>dBuV/m</th> <th>dBuV/m</th> <th>dB</th> <th>dBuV</th> <th>dB/m</th> <th>dB</th> <th>dB</th> <th>cm</th> <th>deg</th> </tr> </thead> <tbody> <tr> <td>1</td> <td>6025.00</td> <td>100.41</td> <td>-----</td> <td>-----</td> <td>90.44</td> <td>35.28</td> <td>11.50</td> <td>36.81</td> <td>0.00</td> <td>312</td> <td>323</td> <td>PEAK</td> </tr> </tbody> </table>	Limit	Read	Ant	Cable	Preamp	Aux	APos	TPos	Remark	Freq	Level	Line Margin	Level Factor	Loss Factor	Factor	Factor	Factor		MHz	dBuV/m	dBuV/m	dB	dBuV	dB/m	dB	dB	cm	deg	1	6025.00	100.41	-----	-----	90.44	35.28	11.50	36.81	0.00	312	323	PEAK	
Limit	Read	Ant	Cable	Preamp	Aux	APos	TPos	Remark																																		
Freq	Level	Line Margin	Level Factor	Loss Factor	Factor	Factor	Factor																																			
MHz	dBuV/m	dBuV/m	dB	dBuV	dB/m	dB	dB	cm	deg																																	
1	6025.00	100.41	-----	-----	90.44	35.28	11.50	36.81	0.00	312	323	PEAK																														
Avg	<table border="1"> <thead> <tr> <th>Limit</th> <th>Read</th> <th>Ant</th> <th>Cable</th> <th>Preamp</th> <th>Aux</th> <th>APos</th> <th>TPos</th> <th>Remark</th> </tr> <tr> <th>Freq</th> <th>Level</th> <th>Line Margin</th> <th>Level Factor</th> <th>Loss Factor</th> <th>Factor</th> <th>Factor</th> <th>Factor</th> <th></th> </tr> <tr> <th>MHz</th> <th>dBuV/m</th> <th>dBuV/m</th> <th>dB</th> <th>dBuV</th> <th>dB/m</th> <th>dB</th> <th>dB</th> <th>cm</th> <th>deg</th> </tr> </thead> <tbody> <tr> <td>1</td> <td>5924.40</td> <td>51.92</td> <td>68.20</td> <td>-16.28</td> <td>42.00</td> <td>35.12</td> <td>11.40</td> <td>36.60</td> <td>0.00</td> <td>312</td> <td>323</td> <td>AVERAGE</td> </tr> </tbody> </table>	Limit	Read	Ant	Cable	Preamp	Aux	APos	TPos	Remark	Freq	Level	Line Margin	Level Factor	Loss Factor	Factor	Factor	Factor		MHz	dBuV/m	dBuV/m	dB	dBuV	dB/m	dB	dB	cm	deg	1	5924.40	51.92	68.20	-16.28	42.00	35.12	11.40	36.60	0.00	312	323	AVERAGE
Limit	Read	Ant	Cable	Preamp	Aux	APos	TPos	Remark																																		
Freq	Level	Line Margin	Level Factor	Loss Factor	Factor	Factor	Factor																																			
MHz	dBuV/m	dBuV/m	dB	dBuV	dB/m	dB	dB	cm	deg																																	
1	5924.40	51.92	68.20	-16.28	42.00	35.12	11.40	36.60	0.00	312	323	AVERAGE																														
<table border="1"> <thead> <tr> <th>Limit</th> <th>Read</th> <th>Ant</th> <th>Cable</th> <th>Preamp</th> <th>Aux</th> <th>APos</th> <th>TPos</th> <th>Remark</th> </tr> <tr> <th>Freq</th> <th>Level</th> <th>Line Margin</th> <th>Level Factor</th> <th>Loss Factor</th> <th>Factor</th> <th>Factor</th> <th>Factor</th> <th></th> </tr> <tr> <th>MHz</th> <th>dBuV/m</th> <th>dBuV/m</th> <th>dB</th> <th>dBuV</th> <th>dB/m</th> <th>dB</th> <th>dB</th> <th>cm</th> <th>deg</th> </tr> </thead> <tbody> <tr> <td>1</td> <td>6025.00</td> <td>91.30</td> <td>-----</td> <td>-----</td> <td>81.40</td> <td>35.23</td> <td>11.48</td> <td>36.81</td> <td>0.00</td> <td>312</td> <td>323</td> <td>AVERAGE</td> </tr> </tbody> </table>	Limit	Read	Ant	Cable	Preamp	Aux	APos	TPos	Remark	Freq	Level	Line Margin	Level Factor	Loss Factor	Factor	Factor	Factor		MHz	dBuV/m	dBuV/m	dB	dBuV	dB/m	dB	dB	cm	deg	1	6025.00	91.30	-----	-----	81.40	35.23	11.48	36.81	0.00	312	323	AVERAGE	
Limit	Read	Ant	Cable	Preamp	Aux	APos	TPos	Remark																																		
Freq	Level	Line Margin	Level Factor	Loss Factor	Factor	Factor	Factor																																			
MHz	dBuV/m	dBuV/m	dB	dBuV	dB/m	dB	dB	cm	deg																																	
1	6025.00	91.30	-----	-----	81.40	35.23	11.48	36.81	0.00	312	323	AVERAGE																														

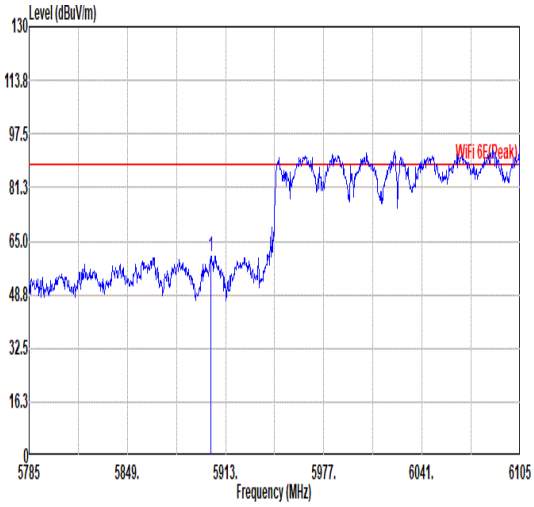
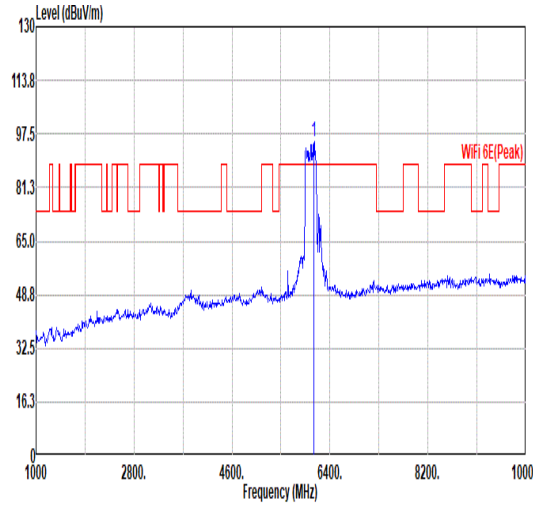
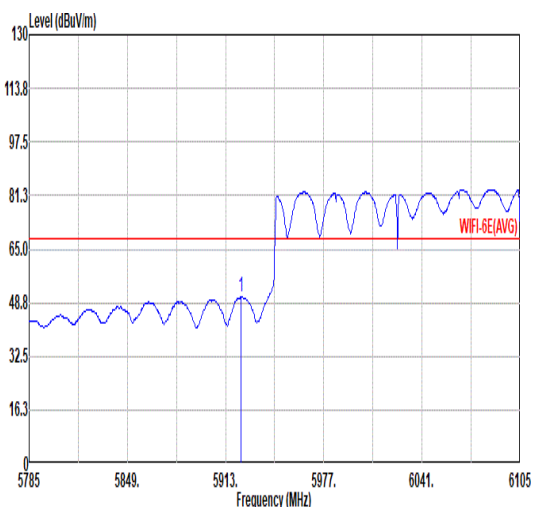
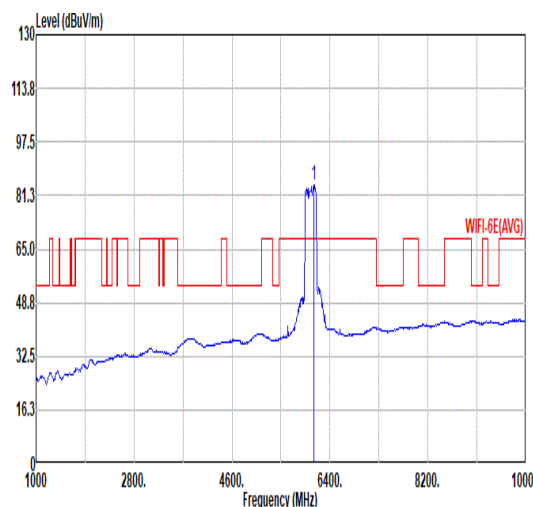


		130																																																																																
Mode		Band Edge																																																																																
		U-NII-8_6.875-7.125_802.11be EHT160_CH207_Large RU 996+484 ①_6985MHz																																																																																
ANT		CDD 1+2																																																																																
Pol.	Horizontal	Fundamental																																																																																
Peak	<table border="1"> <thead> <tr> <th>Limit</th> <th>Read</th> <th>Ant</th> <th>Cable</th> <th>Preamp</th> <th>Aux</th> <th>APos</th> <th>TPos</th> <th>Remark</th> </tr> <tr> <th>Freq</th> <th>Level</th> <th>Line</th> <th>Margin</th> <th>Level</th> <th>Factor</th> <th>Loss</th> <th>Factor</th> <th>Factor</th> </tr> <tr> <th>MHz</th> <th>dBuV/m</th> <th>dBuV/m</th> <th>dB</th> <th>dBuV</th> <th>dB/m</th> <th>dB</th> <th>dB</th> <th>dB</th> </tr> </thead> <tbody> <tr> <td>1</td> <td>7159.96</td> <td>52.67</td> <td>88.20</td> <td>-35.53</td> <td>41.21</td> <td>35.70</td> <td>12.67</td> <td>36.91</td> <td>0.00</td> <td>100</td> <td>61</td> <td>PEAK</td> </tr> </tbody> </table>	Limit	Read	Ant	Cable	Preamp	Aux	APos	TPos	Remark	Freq	Level	Line	Margin	Level	Factor	Loss	Factor	Factor	MHz	dBuV/m	dBuV/m	dB	dBuV	dB/m	dB	dB	dB	1	7159.96	52.67	88.20	-35.53	41.21	35.70	12.67	36.91	0.00	100	61	PEAK	<table border="1"> <thead> <tr> <th>Limit</th> <th>Read</th> <th>Ant</th> <th>Cable</th> <th>Preamp</th> <th>Aux</th> <th>APos</th> <th>TPos</th> <th>Remark</th> </tr> <tr> <th>Freq</th> <th>Level</th> <th>Line</th> <th>Margin</th> <th>Level</th> <th>Factor</th> <th>Loss</th> <th>Factor</th> <th>Factor</th> </tr> <tr> <th>MHz</th> <th>dBuV/m</th> <th>dBuV/m</th> <th>dB</th> <th>dBuV</th> <th>dB/m</th> <th>dB</th> <th>dB</th> <th>dB</th> </tr> </thead> <tbody> <tr> <td>1</td> <td>6985.00</td> <td>89.88</td> <td>-----</td> <td>-----</td> <td>78.94</td> <td>35.60</td> <td>12.42</td> <td>37.08</td> <td>0.00</td> <td>100</td> <td>61</td> <td>PEAK</td> </tr> </tbody> </table>	Limit	Read	Ant	Cable	Preamp	Aux	APos	TPos	Remark	Freq	Level	Line	Margin	Level	Factor	Loss	Factor	Factor	MHz	dBuV/m	dBuV/m	dB	dBuV	dB/m	dB	dB	dB	1	6985.00	89.88	-----	-----	78.94	35.60	12.42	37.08	0.00	100	61	PEAK
	Limit	Read	Ant	Cable	Preamp	Aux	APos	TPos	Remark																																																																									
Freq	Level	Line	Margin	Level	Factor	Loss	Factor	Factor																																																																										
MHz	dBuV/m	dBuV/m	dB	dBuV	dB/m	dB	dB	dB																																																																										
1	7159.96	52.67	88.20	-35.53	41.21	35.70	12.67	36.91	0.00	100	61	PEAK																																																																						
Limit	Read	Ant	Cable	Preamp	Aux	APos	TPos	Remark																																																																										
Freq	Level	Line	Margin	Level	Factor	Loss	Factor	Factor																																																																										
MHz	dBuV/m	dBuV/m	dB	dBuV	dB/m	dB	dB	dB																																																																										
1	6985.00	89.88	-----	-----	78.94	35.60	12.42	37.08	0.00	100	61	PEAK																																																																						
Avg	<table border="1"> <thead> <tr> <th>Limit</th> <th>Read</th> <th>Ant</th> <th>Cable</th> <th>Preamp</th> <th>Aux</th> <th>APos</th> <th>TPos</th> <th>Remark</th> </tr> <tr> <th>Freq</th> <th>Level</th> <th>Line</th> <th>Margin</th> <th>Level</th> <th>Factor</th> <th>Loss</th> <th>Factor</th> <th>Factor</th> </tr> <tr> <th>MHz</th> <th>dBuV/m</th> <th>dBuV/m</th> <th>dB</th> <th>dBuV</th> <th>dB/m</th> <th>dB</th> <th>dB</th> <th>dB</th> </tr> </thead> <tbody> <tr> <td>1</td> <td>7200.52</td> <td>40.60</td> <td>68.20</td> <td>-27.60</td> <td>28.95</td> <td>35.70</td> <td>12.71</td> <td>36.76</td> <td>0.00</td> <td>100</td> <td>61</td> <td>AVERAGE</td> </tr> </tbody> </table>	Limit	Read	Ant	Cable	Preamp	Aux	APos	TPos	Remark	Freq	Level	Line	Margin	Level	Factor	Loss	Factor	Factor	MHz	dBuV/m	dBuV/m	dB	dBuV	dB/m	dB	dB	dB	1	7200.52	40.60	68.20	-27.60	28.95	35.70	12.71	36.76	0.00	100	61	AVERAGE	<table border="1"> <thead> <tr> <th>Limit</th> <th>Read</th> <th>Ant</th> <th>Cable</th> <th>Preamp</th> <th>Aux</th> <th>APos</th> <th>TPos</th> <th>Remark</th> </tr> <tr> <th>Freq</th> <th>Level</th> <th>Line</th> <th>Margin</th> <th>Level</th> <th>Factor</th> <th>Loss</th> <th>Factor</th> <th>Factor</th> </tr> <tr> <th>MHz</th> <th>dBuV/m</th> <th>dBuV/m</th> <th>dB</th> <th>dBuV</th> <th>dB/m</th> <th>dB</th> <th>dB</th> <th>dB</th> </tr> </thead> <tbody> <tr> <td>1</td> <td>6985.00</td> <td>79.80</td> <td>-----</td> <td>-----</td> <td>68.86</td> <td>35.60</td> <td>12.45</td> <td>37.11</td> <td>0.00</td> <td>100</td> <td>61</td> <td>AVERAGE</td> </tr> </tbody> </table>	Limit	Read	Ant	Cable	Preamp	Aux	APos	TPos	Remark	Freq	Level	Line	Margin	Level	Factor	Loss	Factor	Factor	MHz	dBuV/m	dBuV/m	dB	dBuV	dB/m	dB	dB	dB	1	6985.00	79.80	-----	-----	68.86	35.60	12.45	37.11	0.00	100	61	AVERAGE
	Limit	Read	Ant	Cable	Preamp	Aux	APos	TPos	Remark																																																																									
Freq	Level	Line	Margin	Level	Factor	Loss	Factor	Factor																																																																										
MHz	dBuV/m	dBuV/m	dB	dBuV	dB/m	dB	dB	dB																																																																										
1	7200.52	40.60	68.20	-27.60	28.95	35.70	12.71	36.76	0.00	100	61	AVERAGE																																																																						
Limit	Read	Ant	Cable	Preamp	Aux	APos	TPos	Remark																																																																										
Freq	Level	Line	Margin	Level	Factor	Loss	Factor	Factor																																																																										
MHz	dBuV/m	dBuV/m	dB	dBuV	dB/m	dB	dB	dB																																																																										
1	6985.00	79.80	-----	-----	68.86	35.60	12.45	37.11	0.00	100	61	AVERAGE																																																																						



Mode	130																																																																																			
	Band Edge																																																																																			
	U-NII-8_6.875-7.125_802.11be EHT160_CH207_Large RU 996+484 ①_6985MHz																																																																																			
ANT	CDD 1+2																																																																																			
Pol.	Vertical	Fundamental																																																																																		
Peak	<table border="1"> <thead> <tr> <th>Limit</th> <th>Read</th> <th>Ant</th> <th>Cable</th> <th>Preamp</th> <th>Aux</th> <th>APos</th> <th>TPos</th> <th>Remark</th> </tr> <tr> <th>Freq</th> <th>Level</th> <th>Line</th> <th>Margin</th> <th>Level</th> <th>Factor</th> <th>Loss</th> <th>Factor</th> <th>Factor</th> </tr> <tr> <th>MHz</th> <th>dBuV/m</th> <th>dBuV/m</th> <th>dB</th> <th>dBuV</th> <th>dB/m</th> <th>dB</th> <th>dB</th> <th>cm</th> <th>deg</th> </tr> </thead> <tbody> <tr> <td>1</td> <td>7140.52</td> <td>55.17</td> <td>88.20</td> <td>-33.03</td> <td>43.80</td> <td>35.70</td> <td>12.64</td> <td>36.97</td> <td>0.00</td> <td>292</td> <td>80</td> <td>PEAK</td> </tr> </tbody> </table>	Limit	Read	Ant	Cable	Preamp	Aux	APos	TPos	Remark	Freq	Level	Line	Margin	Level	Factor	Loss	Factor	Factor	MHz	dBuV/m	dBuV/m	dB	dBuV	dB/m	dB	dB	cm	deg	1	7140.52	55.17	88.20	-33.03	43.80	35.70	12.64	36.97	0.00	292	80	PEAK	<table border="1"> <thead> <tr> <th>Limit</th> <th>Read</th> <th>Ant</th> <th>Cable</th> <th>Preamp</th> <th>Aux</th> <th>APos</th> <th>TPos</th> <th>Remark</th> </tr> <tr> <th>Freq</th> <th>Level</th> <th>Line</th> <th>Margin</th> <th>Level</th> <th>Factor</th> <th>Loss</th> <th>Factor</th> <th>Factor</th> </tr> <tr> <th>MHz</th> <th>dBuV/m</th> <th>dBuV/m</th> <th>dB</th> <th>dBuV</th> <th>dB/m</th> <th>dB</th> <th>dB</th> <th>cm</th> <th>deg</th> </tr> </thead> <tbody> <tr> <td>1</td> <td>6985.00</td> <td>100.25</td> <td>-----</td> <td>-----</td> <td>89.31</td> <td>35.60</td> <td>12.42</td> <td>37.00</td> <td>0.00</td> <td>292</td> <td>80</td> <td>PEAK</td> </tr> </tbody> </table>	Limit	Read	Ant	Cable	Preamp	Aux	APos	TPos	Remark	Freq	Level	Line	Margin	Level	Factor	Loss	Factor	Factor	MHz	dBuV/m	dBuV/m	dB	dBuV	dB/m	dB	dB	cm	deg	1	6985.00	100.25	-----	-----	89.31	35.60	12.42	37.00	0.00	292	80	PEAK
	Limit	Read	Ant	Cable	Preamp	Aux	APos	TPos	Remark																																																																											
Freq	Level	Line	Margin	Level	Factor	Loss	Factor	Factor																																																																												
MHz	dBuV/m	dBuV/m	dB	dBuV	dB/m	dB	dB	cm	deg																																																																											
1	7140.52	55.17	88.20	-33.03	43.80	35.70	12.64	36.97	0.00	292	80	PEAK																																																																								
Limit	Read	Ant	Cable	Preamp	Aux	APos	TPos	Remark																																																																												
Freq	Level	Line	Margin	Level	Factor	Loss	Factor	Factor																																																																												
MHz	dBuV/m	dBuV/m	dB	dBuV	dB/m	dB	dB	cm	deg																																																																											
1	6985.00	100.25	-----	-----	89.31	35.60	12.42	37.00	0.00	292	80	PEAK																																																																								
Avg	<table border="1"> <thead> <tr> <th>Limit</th> <th>Read</th> <th>Ant</th> <th>Cable</th> <th>Preamp</th> <th>Aux</th> <th>APos</th> <th>TPos</th> <th>Remark</th> </tr> <tr> <th>Freq</th> <th>Level</th> <th>Line</th> <th>Margin</th> <th>Level</th> <th>Factor</th> <th>Loss</th> <th>Factor</th> <th>Factor</th> </tr> <tr> <th>MHz</th> <th>dBuV/m</th> <th>dBuV/m</th> <th>dB</th> <th>dBuV</th> <th>dB/m</th> <th>dB</th> <th>dB</th> <th>cm</th> <th>deg</th> </tr> </thead> <tbody> <tr> <td>1</td> <td>7142.68</td> <td>42.61</td> <td>68.20</td> <td>-25.59</td> <td>31.23</td> <td>35.70</td> <td>12.64</td> <td>36.96</td> <td>0.00</td> <td>292</td> <td>80</td> <td>AVERAGE</td> </tr> </tbody> </table>	Limit	Read	Ant	Cable	Preamp	Aux	APos	TPos	Remark	Freq	Level	Line	Margin	Level	Factor	Loss	Factor	Factor	MHz	dBuV/m	dBuV/m	dB	dBuV	dB/m	dB	dB	cm	deg	1	7142.68	42.61	68.20	-25.59	31.23	35.70	12.64	36.96	0.00	292	80	AVERAGE	<table border="1"> <thead> <tr> <th>Limit</th> <th>Read</th> <th>Ant</th> <th>Cable</th> <th>Preamp</th> <th>Aux</th> <th>APos</th> <th>TPos</th> <th>Remark</th> </tr> <tr> <th>Freq</th> <th>Level</th> <th>Line</th> <th>Margin</th> <th>Level</th> <th>Factor</th> <th>Loss</th> <th>Factor</th> <th>Factor</th> </tr> <tr> <th>MHz</th> <th>dBuV/m</th> <th>dBuV/m</th> <th>dB</th> <th>dBuV</th> <th>dB/m</th> <th>dB</th> <th>dB</th> <th>cm</th> <th>deg</th> </tr> </thead> <tbody> <tr> <td>1</td> <td>6985.00</td> <td>90.53</td> <td>-----</td> <td>-----</td> <td>79.59</td> <td>35.60</td> <td>12.45</td> <td>37.11</td> <td>0.00</td> <td>292</td> <td>80</td> <td>AVERAGE</td> </tr> </tbody> </table>	Limit	Read	Ant	Cable	Preamp	Aux	APos	TPos	Remark	Freq	Level	Line	Margin	Level	Factor	Loss	Factor	Factor	MHz	dBuV/m	dBuV/m	dB	dBuV	dB/m	dB	dB	cm	deg	1	6985.00	90.53	-----	-----	79.59	35.60	12.45	37.11	0.00	292	80	AVERAGE
Limit	Read	Ant	Cable	Preamp	Aux	APos	TPos	Remark																																																																												
Freq	Level	Line	Margin	Level	Factor	Loss	Factor	Factor																																																																												
MHz	dBuV/m	dBuV/m	dB	dBuV	dB/m	dB	dB	cm	deg																																																																											
1	7142.68	42.61	68.20	-25.59	31.23	35.70	12.64	36.96	0.00	292	80	AVERAGE																																																																								
Limit	Read	Ant	Cable	Preamp	Aux	APos	TPos	Remark																																																																												
Freq	Level	Line	Margin	Level	Factor	Loss	Factor	Factor																																																																												
MHz	dBuV/m	dBuV/m	dB	dBuV	dB/m	dB	dB	cm	deg																																																																											
1	6985.00	90.53	-----	-----	79.59	35.60	12.45	37.11	0.00	292	80	AVERAGE																																																																								

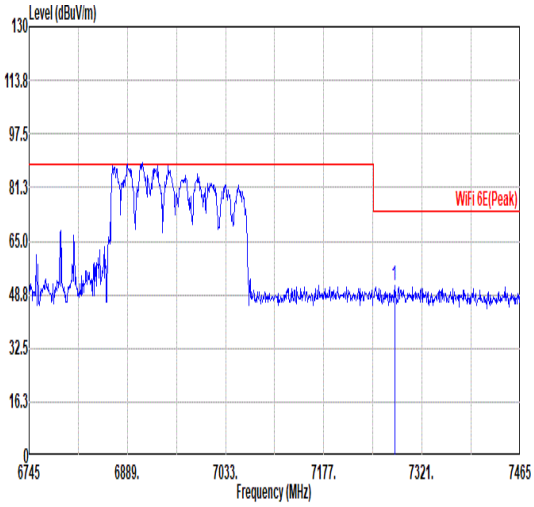
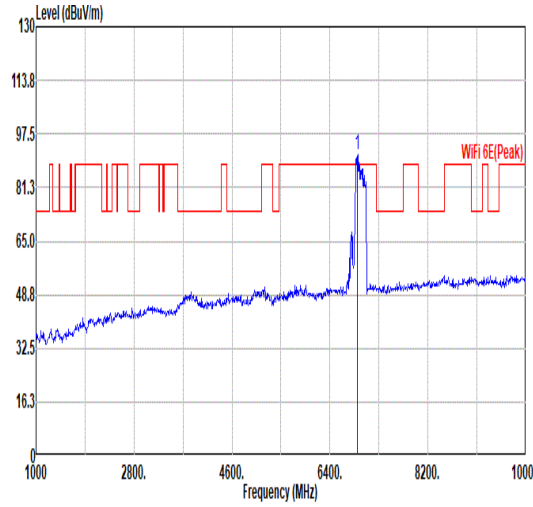
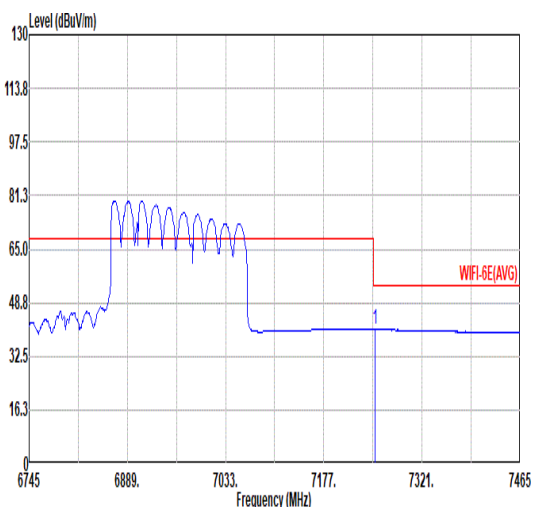
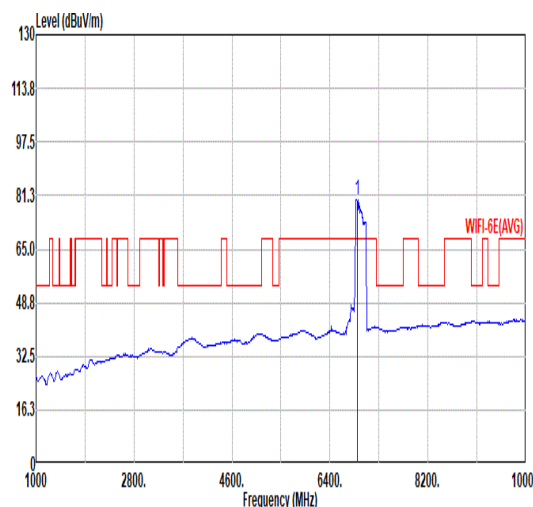


		131																																																																														
Mode		Band Edge																																																																														
		U-NII-5_5.925-6.425_802.11be EHT320_CH31_Large RU 996*2+484 ⑥_6105MHz																																																																														
ANT		CDD 1+2																																																																														
Pol.		Horizontal					Fundamental																																																																									
Peak	 <p>Level (dBuV/m) vs Frequency (MHz) for Horizontal polarization. The plot shows a blue signal line fluctuating around a red limit line at approximately 81.3 dBuV/m. A peak is labeled 'Wifi 6E(Peak)'.</p> <table border="1"> <thead> <tr> <th>Limit</th> <th>Read</th> <th>Ant</th> <th>Cable</th> <th>Preamp</th> <th>Aux</th> <th>APos</th> <th>TPos</th> </tr> <tr> <th>Freq</th> <th>Level</th> <th>Line Margin</th> <th>Level Factor</th> <th>Loss Factor</th> <th>Factor</th> <th></th> <th>Remark</th> </tr> <tr> <th>MHz</th> <th>dBuV/m</th> <th>dBuV/m</th> <th>dB</th> <th>dBuV</th> <th>dB/m</th> <th>dB</th> <th>dB</th> <th>cm</th> <th>deg</th> </tr> </thead> <tbody> <tr> <td>1</td> <td>5903.40</td> <td>60.45</td> <td>88.20</td> <td>-27.75</td> <td>50.54</td> <td>35.10</td> <td>11.38</td> <td>36.57</td> <td>0.00</td> <td>322</td> <td>204</td> <td>PEAK</td> </tr> </tbody> </table>	Limit	Read	Ant	Cable	Preamp	Aux	APos	TPos	Freq	Level	Line Margin	Level Factor	Loss Factor	Factor		Remark	MHz	dBuV/m	dBuV/m	dB	dBuV	dB/m	dB	dB	cm	deg	1	5903.40	60.45	88.20	-27.75	50.54	35.10	11.38	36.57	0.00	322	204	PEAK	 <p>Level (dBuV/m) vs Frequency (MHz) for Fundamental polarization. The plot shows a blue signal line with a sharp peak at 6105 MHz, reaching a level of 95.04 dBuV/m. A red limit line is shown at 81.3 dBuV/m. A peak is labeled 'Wifi 6E(Peak)'.</p> <table border="1"> <thead> <tr> <th>Limit</th> <th>Read</th> <th>Ant</th> <th>Cable</th> <th>Preamp</th> <th>Aux</th> <th>APos</th> <th>TPos</th> </tr> <tr> <th>Freq</th> <th>Level</th> <th>Line Margin</th> <th>Level Factor</th> <th>Loss Factor</th> <th>Factor</th> <th></th> <th>Remark</th> </tr> <tr> <th>MHz</th> <th>dBuV/m</th> <th>dBuV/m</th> <th>dB</th> <th>dBuV</th> <th>dB/m</th> <th>dB</th> <th>dB</th> <th>cm</th> <th>deg</th> </tr> </thead> <tbody> <tr> <td>1</td> <td>6105.00</td> <td>95.04</td> <td>-----</td> <td>-----</td> <td>84.06</td> <td>35.41</td> <td>11.55</td> <td>36.78</td> <td>0.00</td> <td>322</td> <td>204</td> <td>PEAK</td> </tr> </tbody> </table>	Limit	Read	Ant	Cable	Preamp	Aux	APos	TPos	Freq	Level	Line Margin	Level Factor	Loss Factor	Factor		Remark	MHz	dBuV/m	dBuV/m	dB	dBuV	dB/m	dB	dB	cm	deg	1	6105.00	95.04	-----	-----	84.06	35.41	11.55	36.78	0.00	322	204	PEAK
	Limit	Read	Ant	Cable	Preamp	Aux	APos	TPos																																																																								
Freq	Level	Line Margin	Level Factor	Loss Factor	Factor		Remark																																																																									
MHz	dBuV/m	dBuV/m	dB	dBuV	dB/m	dB	dB	cm	deg																																																																							
1	5903.40	60.45	88.20	-27.75	50.54	35.10	11.38	36.57	0.00	322	204	PEAK																																																																				
Limit	Read	Ant	Cable	Preamp	Aux	APos	TPos																																																																									
Freq	Level	Line Margin	Level Factor	Loss Factor	Factor		Remark																																																																									
MHz	dBuV/m	dBuV/m	dB	dBuV	dB/m	dB	dB	cm	deg																																																																							
1	6105.00	95.04	-----	-----	84.06	35.41	11.55	36.78	0.00	322	204	PEAK																																																																				
Avg	 <p>Level (dBuV/m) vs Frequency (MHz) for Horizontal polarization. The plot shows a blue signal line with a peak at 5922.92 MHz, reaching a level of 50.67 dBuV/m. A red limit line is shown at 65.0 dBuV/m. A peak is labeled 'Wifi 6E(AVG)'.</p> <table border="1"> <thead> <tr> <th>Limit</th> <th>Read</th> <th>Ant</th> <th>Cable</th> <th>Preamp</th> <th>Aux</th> <th>APos</th> <th>TPos</th> </tr> <tr> <th>Freq</th> <th>Level</th> <th>Line Margin</th> <th>Level Factor</th> <th>Loss Factor</th> <th>Factor</th> <th></th> <th>Remark</th> </tr> <tr> <th>MHz</th> <th>dBuV/m</th> <th>dBuV/m</th> <th>dB</th> <th>dBuV</th> <th>dB/m</th> <th>dB</th> <th>dB</th> <th>cm</th> <th>deg</th> </tr> </thead> <tbody> <tr> <td>1</td> <td>5922.92</td> <td>50.67</td> <td>68.20</td> <td>-17.53</td> <td>40.75</td> <td>35.12</td> <td>11.40</td> <td>36.60</td> <td>0.00</td> <td>322</td> <td>204</td> <td>AVERAGE</td> </tr> </tbody> </table>	Limit	Read	Ant	Cable	Preamp	Aux	APos	TPos	Freq	Level	Line Margin	Level Factor	Loss Factor	Factor		Remark	MHz	dBuV/m	dBuV/m	dB	dBuV	dB/m	dB	dB	cm	deg	1	5922.92	50.67	68.20	-17.53	40.75	35.12	11.40	36.60	0.00	322	204	AVERAGE	 <p>Level (dBuV/m) vs Frequency (MHz) for Fundamental polarization. The plot shows a blue signal line with a peak at 6105 MHz, reaching a level of 84.51 dBuV/m. A red limit line is shown at 65.0 dBuV/m. A peak is labeled 'Wifi 6E(AVG)'.</p> <table border="1"> <thead> <tr> <th>Limit</th> <th>Read</th> <th>Ant</th> <th>Cable</th> <th>Preamp</th> <th>Aux</th> <th>APos</th> <th>TPos</th> </tr> <tr> <th>Freq</th> <th>Level</th> <th>Line Margin</th> <th>Level Factor</th> <th>Loss Factor</th> <th>Factor</th> <th></th> <th>Remark</th> </tr> <tr> <th>MHz</th> <th>dBuV/m</th> <th>dBuV/m</th> <th>dB</th> <th>dBuV</th> <th>dB/m</th> <th>dB</th> <th>dB</th> <th>cm</th> <th>deg</th> </tr> </thead> <tbody> <tr> <td>1</td> <td>6105.00</td> <td>84.51</td> <td>-----</td> <td>-----</td> <td>74.33</td> <td>35.41</td> <td>11.55</td> <td>36.78</td> <td>0.00</td> <td>322</td> <td>204</td> <td>AVERAGE</td> </tr> </tbody> </table>	Limit	Read	Ant	Cable	Preamp	Aux	APos	TPos	Freq	Level	Line Margin	Level Factor	Loss Factor	Factor		Remark	MHz	dBuV/m	dBuV/m	dB	dBuV	dB/m	dB	dB	cm	deg	1	6105.00	84.51	-----	-----	74.33	35.41	11.55	36.78	0.00	322	204	AVERAGE
Limit	Read	Ant	Cable	Preamp	Aux	APos	TPos																																																																									
Freq	Level	Line Margin	Level Factor	Loss Factor	Factor		Remark																																																																									
MHz	dBuV/m	dBuV/m	dB	dBuV	dB/m	dB	dB	cm	deg																																																																							
1	5922.92	50.67	68.20	-17.53	40.75	35.12	11.40	36.60	0.00	322	204	AVERAGE																																																																				
Limit	Read	Ant	Cable	Preamp	Aux	APos	TPos																																																																									
Freq	Level	Line Margin	Level Factor	Loss Factor	Factor		Remark																																																																									
MHz	dBuV/m	dBuV/m	dB	dBuV	dB/m	dB	dB	cm	deg																																																																							
1	6105.00	84.51	-----	-----	74.33	35.41	11.55	36.78	0.00	322	204	AVERAGE																																																																				

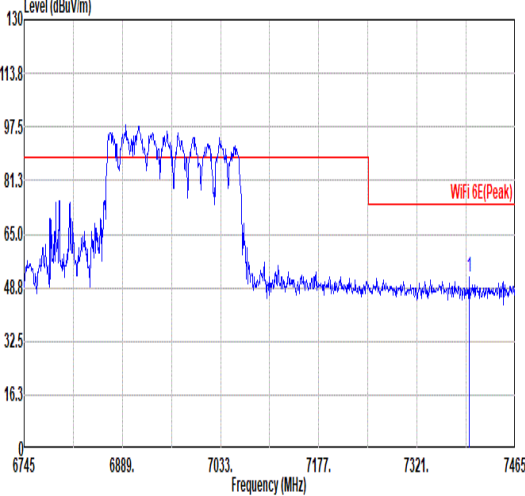
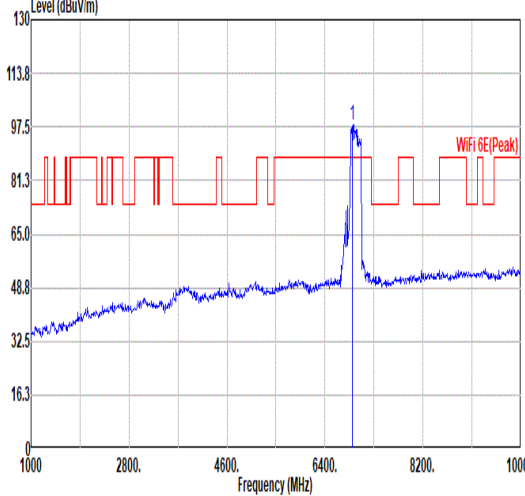
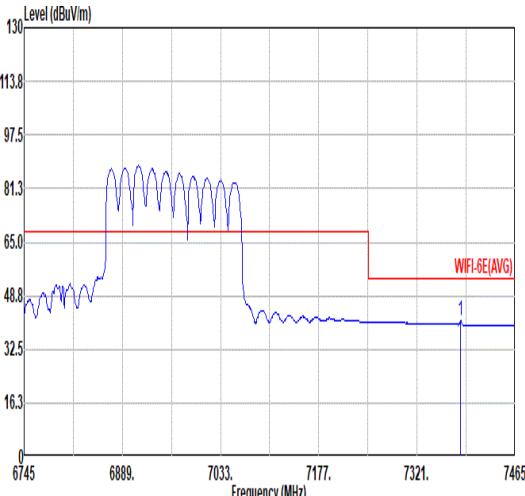
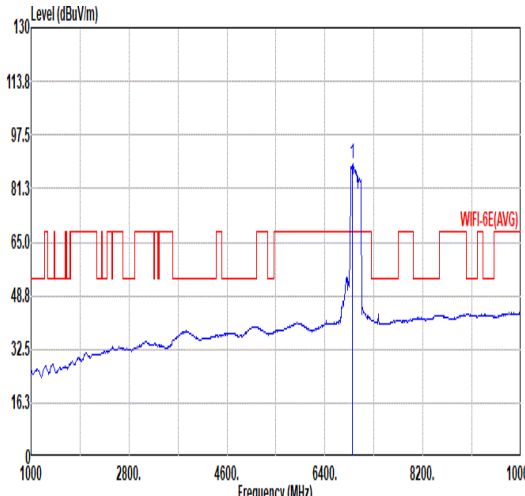


		131																																																																																				
Mode		Band Edge																																																																																				
		U-NII-5_5.925-6.425_802.11be EHT320_CH31_Large RU 996*2+484 ⑥_6105MHz																																																																																				
ANT		CDD 1+2																																																																																				
Pol.		Vertical					Fundamental																																																																															
Peak	<table border="1"> <thead> <tr> <th>Limit</th> <th>Read</th> <th>Ant</th> <th>Cable</th> <th>Preamp</th> <th>Aux</th> <th>APos</th> <th>TPos</th> <th colspan="2"></th> </tr> <tr> <th>Freq</th> <th>Level</th> <th>Line</th> <th>Margin</th> <th>Level</th> <th>Factor</th> <th>Loss</th> <th>Factor</th> <th>Factor</th> <th>Remark</th> </tr> <tr> <th>MHz</th> <th>dBuV/m</th> <th>dBuV/m</th> <th>dB</th> <th>dBuV</th> <th>dB/m</th> <th>dB</th> <th>dB</th> <th>dB</th> <th>cm</th> <th>deg</th> </tr> </thead> <tbody> <tr> <td>1</td> <td>5915.56</td> <td>64.21</td> <td>88.20</td> <td>-23.99</td> <td>54.28</td> <td>35.12</td> <td>11.39</td> <td>36.58</td> <td>0.00</td> <td>312 318 PEAK</td> </tr> </tbody> </table>	Limit	Read	Ant	Cable	Preamp	Aux	APos	TPos			Freq	Level	Line	Margin	Level	Factor	Loss	Factor	Factor	Remark	MHz	dBuV/m	dBuV/m	dB	dBuV	dB/m	dB	dB	dB	cm	deg	1	5915.56	64.21	88.20	-23.99	54.28	35.12	11.39	36.58	0.00	312 318 PEAK	<table border="1"> <thead> <tr> <th>Limit</th> <th>Read</th> <th>Ant</th> <th>Cable</th> <th>Preamp</th> <th>Aux</th> <th>APos</th> <th>TPos</th> <th colspan="2"></th> </tr> <tr> <th>Freq</th> <th>Level</th> <th>Line</th> <th>Margin</th> <th>Level</th> <th>Factor</th> <th>Loss</th> <th>Factor</th> <th>Factor</th> <th>Remark</th> </tr> <tr> <th>MHz</th> <th>dBuV/m</th> <th>dBuV/m</th> <th>dB</th> <th>dBuV</th> <th>dB/m</th> <th>dB</th> <th>dB</th> <th>dB</th> <th>cm</th> <th>deg</th> </tr> </thead> <tbody> <tr> <td>1</td> <td>6105.00</td> <td>101.07</td> <td>-----</td> <td>-----</td> <td>90.87</td> <td>35.42</td> <td>11.55</td> <td>36.77</td> <td>0.00</td> <td>312 318 PEAK</td> </tr> </tbody> </table>	Limit	Read	Ant	Cable	Preamp	Aux	APos	TPos			Freq	Level	Line	Margin	Level	Factor	Loss	Factor	Factor	Remark	MHz	dBuV/m	dBuV/m	dB	dBuV	dB/m	dB	dB	dB	cm	deg	1	6105.00	101.07	-----	-----	90.87	35.42	11.55	36.77	0.00	312 318 PEAK
	Limit	Read	Ant	Cable	Preamp	Aux	APos	TPos																																																																														
Freq	Level	Line	Margin	Level	Factor	Loss	Factor	Factor	Remark																																																																													
MHz	dBuV/m	dBuV/m	dB	dBuV	dB/m	dB	dB	dB	cm	deg																																																																												
1	5915.56	64.21	88.20	-23.99	54.28	35.12	11.39	36.58	0.00	312 318 PEAK																																																																												
Limit	Read	Ant	Cable	Preamp	Aux	APos	TPos																																																																															
Freq	Level	Line	Margin	Level	Factor	Loss	Factor	Factor	Remark																																																																													
MHz	dBuV/m	dBuV/m	dB	dBuV	dB/m	dB	dB	dB	cm	deg																																																																												
1	6105.00	101.07	-----	-----	90.87	35.42	11.55	36.77	0.00	312 318 PEAK																																																																												
Avg	<table border="1"> <thead> <tr> <th>Limit</th> <th>Read</th> <th>Ant</th> <th>Cable</th> <th>Preamp</th> <th>Aux</th> <th>APos</th> <th>TPos</th> <th colspan="2"></th> </tr> <tr> <th>Freq</th> <th>Level</th> <th>Line</th> <th>Margin</th> <th>Level</th> <th>Factor</th> <th>Loss</th> <th>Factor</th> <th>Factor</th> <th>Remark</th> </tr> <tr> <th>MHz</th> <th>dBuV/m</th> <th>dBuV/m</th> <th>dB</th> <th>dBuV</th> <th>dB/m</th> <th>dB</th> <th>dB</th> <th>dB</th> <th>cm</th> <th>deg</th> </tr> </thead> <tbody> <tr> <td>1</td> <td>5918.76</td> <td>53.73</td> <td>68.20</td> <td>-14.47</td> <td>43.80</td> <td>35.12</td> <td>11.40</td> <td>36.59</td> <td>0.00</td> <td>312 318 AVERAGE</td> </tr> </tbody> </table>	Limit	Read	Ant	Cable	Preamp	Aux	APos	TPos			Freq	Level	Line	Margin	Level	Factor	Loss	Factor	Factor	Remark	MHz	dBuV/m	dBuV/m	dB	dBuV	dB/m	dB	dB	dB	cm	deg	1	5918.76	53.73	68.20	-14.47	43.80	35.12	11.40	36.59	0.00	312 318 AVERAGE	<table border="1"> <thead> <tr> <th>Limit</th> <th>Read</th> <th>Ant</th> <th>Cable</th> <th>Preamp</th> <th>Aux</th> <th>APos</th> <th>TPos</th> <th colspan="2"></th> </tr> <tr> <th>Freq</th> <th>Level</th> <th>Line</th> <th>Margin</th> <th>Level</th> <th>Factor</th> <th>Loss</th> <th>Factor</th> <th>Factor</th> <th>Remark</th> </tr> <tr> <th>MHz</th> <th>dBuV/m</th> <th>dBuV/m</th> <th>dB</th> <th>dBuV</th> <th>dB/m</th> <th>dB</th> <th>dB</th> <th>dB</th> <th>cm</th> <th>deg</th> </tr> </thead> <tbody> <tr> <td>1</td> <td>6105.00</td> <td>91.22</td> <td>-----</td> <td>-----</td> <td>81.07</td> <td>35.40</td> <td>11.54</td> <td>36.79</td> <td>0.00</td> <td>312 318 AVERAGE</td> </tr> </tbody> </table>	Limit	Read	Ant	Cable	Preamp	Aux	APos	TPos			Freq	Level	Line	Margin	Level	Factor	Loss	Factor	Factor	Remark	MHz	dBuV/m	dBuV/m	dB	dBuV	dB/m	dB	dB	dB	cm	deg	1	6105.00	91.22	-----	-----	81.07	35.40	11.54	36.79	0.00	312 318 AVERAGE
Limit	Read	Ant	Cable	Preamp	Aux	APos	TPos																																																																															
Freq	Level	Line	Margin	Level	Factor	Loss	Factor	Factor	Remark																																																																													
MHz	dBuV/m	dBuV/m	dB	dBuV	dB/m	dB	dB	dB	cm	deg																																																																												
1	5918.76	53.73	68.20	-14.47	43.80	35.12	11.40	36.59	0.00	312 318 AVERAGE																																																																												
Limit	Read	Ant	Cable	Preamp	Aux	APos	TPos																																																																															
Freq	Level	Line	Margin	Level	Factor	Loss	Factor	Factor	Remark																																																																													
MHz	dBuV/m	dBuV/m	dB	dBuV	dB/m	dB	dB	dB	cm	deg																																																																												
1	6105.00	91.22	-----	-----	81.07	35.40	11.54	36.79	0.00	312 318 AVERAGE																																																																												



		132																																																																														
Mode	Band Edge																																																																															
	U-NII-8_6.525-7.125_802.11be EHT320_CH191_Large RU 996*2+484 ⑦_6905MHz																																																																															
ANT	CDD 1+2																																																																															
Pol.	Horizontal	Fundamental																																																																														
Peak	 <p>Level (dBuV/m) vs Frequency (MHz) plot for Horizontal polarization. The plot shows a signal level around 81.3 dBuV/m between 6889 and 7177 MHz, with a peak labeled 'Wifi 6E(Peak)' at 7321 MHz. The y-axis ranges from 0 to 130 dBuV/m, and the x-axis ranges from 6745 to 7465 MHz.</p> <table border="1"> <thead> <tr> <th>Limit</th> <th>Read</th> <th>Ant</th> <th>Cable</th> <th>Preamp</th> <th>Aux</th> <th>APos</th> <th>TPos</th> <th>Remark</th> </tr> <tr> <th>Freq</th> <th>Level</th> <th>Line</th> <th>Margin</th> <th>Level</th> <th>Factor</th> <th>Loss</th> <th>Factor</th> <th>Factor</th> </tr> <tr> <th>MHz</th> <th>dBuV/m</th> <th>dBuV/m</th> <th>dB</th> <th>dBuV</th> <th>dB/m</th> <th>dB</th> <th>dB</th> <th>dB</th> </tr> </thead> <tbody> <tr> <td>1</td> <td>7280.68</td> <td>51.42</td> <td>74.00</td> <td>-22.58</td> <td>39.80</td> <td>35.70</td> <td>12.72</td> <td>36.80</td> <td>0.00</td> <td>100</td> <td>74 PEAK</td> </tr> </tbody> </table>	Limit	Read	Ant	Cable	Preamp	Aux	APos	TPos	Remark	Freq	Level	Line	Margin	Level	Factor	Loss	Factor	Factor	MHz	dBuV/m	dBuV/m	dB	dBuV	dB/m	dB	dB	dB	1	7280.68	51.42	74.00	-22.58	39.80	35.70	12.72	36.80	0.00	100	74 PEAK	 <p>Level (dBuV/m) vs Frequency (MHz) plot for Fundamental polarization. The plot shows a signal level around 81.3 dBuV/m between 6889 and 7177 MHz, with a peak labeled 'Wifi 6E(Peak)' at 7321 MHz. The y-axis ranges from 0 to 130 dBuV/m, and the x-axis ranges from 1000 to 10000 MHz.</p> <table border="1"> <thead> <tr> <th>Limit</th> <th>Read</th> <th>Ant</th> <th>Cable</th> <th>Preamp</th> <th>Aux</th> <th>APos</th> <th>TPos</th> <th>Remark</th> </tr> <tr> <th>Freq</th> <th>Level</th> <th>Line</th> <th>Margin</th> <th>Level</th> <th>Factor</th> <th>Loss</th> <th>Factor</th> <th>Factor</th> </tr> <tr> <th>MHz</th> <th>dBuV/m</th> <th>dBuV/m</th> <th>dB</th> <th>dBuV</th> <th>dB/m</th> <th>dB</th> <th>dB</th> <th>dB</th> </tr> </thead> <tbody> <tr> <td>1</td> <td>6905.00</td> <td>91.14</td> <td>-----</td> <td>-----</td> <td>80.13</td> <td>35.60</td> <td>12.36</td> <td>36.95</td> <td>0.00</td> <td>100</td> <td>74 PEAK</td> </tr> </tbody> </table>	Limit	Read	Ant	Cable	Preamp	Aux	APos	TPos	Remark	Freq	Level	Line	Margin	Level	Factor	Loss	Factor	Factor	MHz	dBuV/m	dBuV/m	dB	dBuV	dB/m	dB	dB	dB	1	6905.00	91.14	-----	-----	80.13	35.60	12.36	36.95	0.00	100	74 PEAK
	Limit	Read	Ant	Cable	Preamp	Aux	APos	TPos	Remark																																																																							
Freq	Level	Line	Margin	Level	Factor	Loss	Factor	Factor																																																																								
MHz	dBuV/m	dBuV/m	dB	dBuV	dB/m	dB	dB	dB																																																																								
1	7280.68	51.42	74.00	-22.58	39.80	35.70	12.72	36.80	0.00	100	74 PEAK																																																																					
Limit	Read	Ant	Cable	Preamp	Aux	APos	TPos	Remark																																																																								
Freq	Level	Line	Margin	Level	Factor	Loss	Factor	Factor																																																																								
MHz	dBuV/m	dBuV/m	dB	dBuV	dB/m	dB	dB	dB																																																																								
1	6905.00	91.14	-----	-----	80.13	35.60	12.36	36.95	0.00	100	74 PEAK																																																																					
Avg	 <p>Level (dBuV/m) vs Frequency (MHz) plot for Horizontal polarization. The plot shows an average signal level around 65.0 dBuV/m between 6889 and 7177 MHz, with a peak labeled 'Wifi 6E(AVG)' at 7321 MHz. The y-axis ranges from 0 to 130 dBuV/m, and the x-axis ranges from 6745 to 7465 MHz.</p> <table border="1"> <thead> <tr> <th>Limit</th> <th>Read</th> <th>Ant</th> <th>Cable</th> <th>Preamp</th> <th>Aux</th> <th>APos</th> <th>TPos</th> <th>Remark</th> </tr> <tr> <th>Freq</th> <th>Level</th> <th>Line</th> <th>Margin</th> <th>Level</th> <th>Factor</th> <th>Loss</th> <th>Factor</th> <th>Factor</th> </tr> <tr> <th>MHz</th> <th>dBuV/m</th> <th>dBuV/m</th> <th>dB</th> <th>dBuV</th> <th>dB/m</th> <th>dB</th> <th>dB</th> <th>dB</th> </tr> </thead> <tbody> <tr> <td>1</td> <td>7252.60</td> <td>40.55</td> <td>54.00</td> <td>-13.45</td> <td>28.92</td> <td>35.70</td> <td>12.72</td> <td>36.79</td> <td>0.00</td> <td>100</td> <td>74 AVERAGE</td> </tr> </tbody> </table>	Limit	Read	Ant	Cable	Preamp	Aux	APos	TPos	Remark	Freq	Level	Line	Margin	Level	Factor	Loss	Factor	Factor	MHz	dBuV/m	dBuV/m	dB	dBuV	dB/m	dB	dB	dB	1	7252.60	40.55	54.00	-13.45	28.92	35.70	12.72	36.79	0.00	100	74 AVERAGE	 <p>Level (dBuV/m) vs Frequency (MHz) plot for Fundamental polarization. The plot shows an average signal level around 65.0 dBuV/m between 6889 and 7177 MHz, with a peak labeled 'Wifi 6E(AVG)' at 7321 MHz. The y-axis ranges from 0 to 130 dBuV/m, and the x-axis ranges from 1000 to 10000 MHz.</p> <table border="1"> <thead> <tr> <th>Limit</th> <th>Read</th> <th>Ant</th> <th>Cable</th> <th>Preamp</th> <th>Aux</th> <th>APos</th> <th>TPos</th> <th>Remark</th> </tr> <tr> <th>Freq</th> <th>Level</th> <th>Line</th> <th>Margin</th> <th>Level</th> <th>Factor</th> <th>Loss</th> <th>Factor</th> <th>Factor</th> </tr> <tr> <th>MHz</th> <th>dBuV/m</th> <th>dBuV/m</th> <th>dB</th> <th>dBuV</th> <th>dB/m</th> <th>dB</th> <th>dB</th> <th>dB</th> </tr> </thead> <tbody> <tr> <td>1</td> <td>6905.00</td> <td>80.17</td> <td>-----</td> <td>-----</td> <td>69.15</td> <td>35.57</td> <td>12.32</td> <td>36.87</td> <td>0.00</td> <td>100</td> <td>74 AVERAGE</td> </tr> </tbody> </table>	Limit	Read	Ant	Cable	Preamp	Aux	APos	TPos	Remark	Freq	Level	Line	Margin	Level	Factor	Loss	Factor	Factor	MHz	dBuV/m	dBuV/m	dB	dBuV	dB/m	dB	dB	dB	1	6905.00	80.17	-----	-----	69.15	35.57	12.32	36.87	0.00	100	74 AVERAGE
Limit	Read	Ant	Cable	Preamp	Aux	APos	TPos	Remark																																																																								
Freq	Level	Line	Margin	Level	Factor	Loss	Factor	Factor																																																																								
MHz	dBuV/m	dBuV/m	dB	dBuV	dB/m	dB	dB	dB																																																																								
1	7252.60	40.55	54.00	-13.45	28.92	35.70	12.72	36.79	0.00	100	74 AVERAGE																																																																					
Limit	Read	Ant	Cable	Preamp	Aux	APos	TPos	Remark																																																																								
Freq	Level	Line	Margin	Level	Factor	Loss	Factor	Factor																																																																								
MHz	dBuV/m	dBuV/m	dB	dBuV	dB/m	dB	dB	dB																																																																								
1	6905.00	80.17	-----	-----	69.15	35.57	12.32	36.87	0.00	100	74 AVERAGE																																																																					

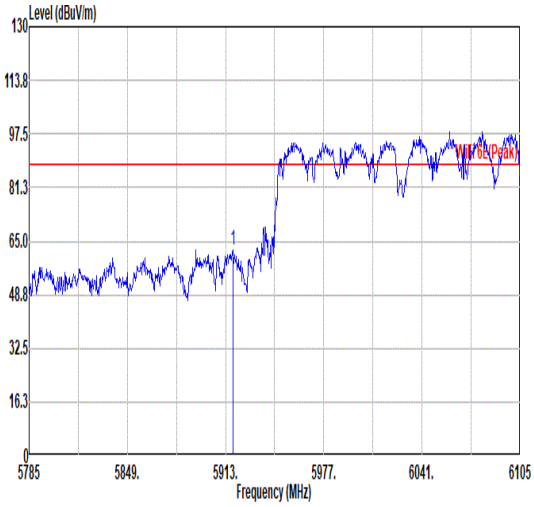
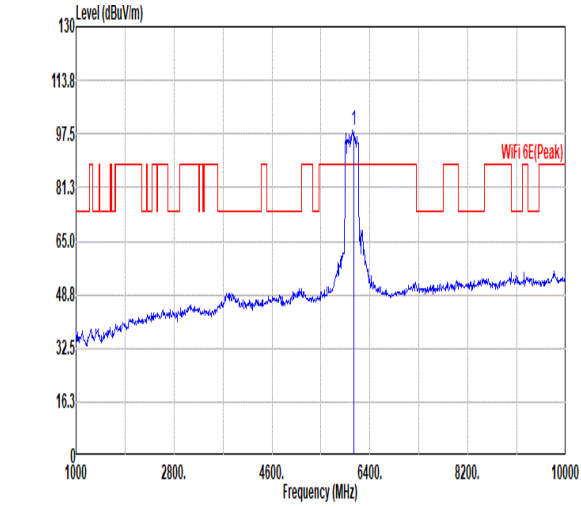
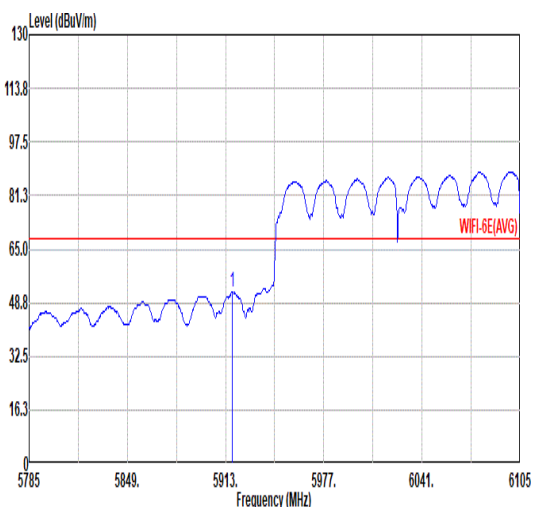
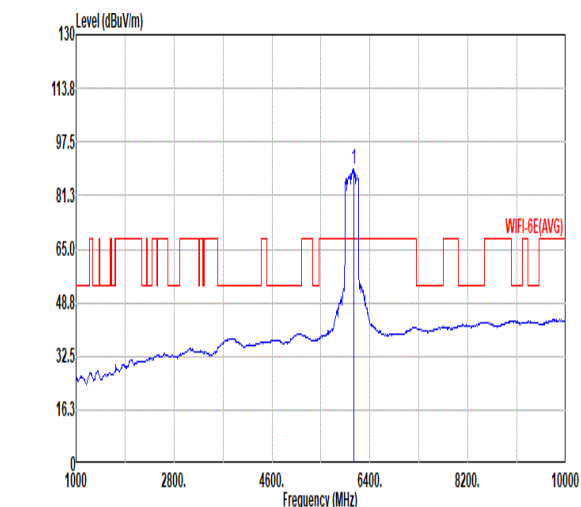


		132																																																																										
Mode	Band Edge																																																																											
	U-NII-8_6.525-7.125_802.11be EHT320_CH191_Large RU 996*2+484 ⑦_6905MHz																																																																											
ANT	CDD 1+2																																																																											
Pol.	Vertical	Fundamental																																																																										
Peak	 <p>Level (dBuV/m) vs Frequency (MHz) plot for Vertical polarization. The plot shows a signal between 6745 and 7465 MHz. A red horizontal line indicates the limit at 81.3 dBuV/m. A blue line shows the measured signal, which peaks at approximately 97.5 dBuV/m around 7000 MHz. A red label 'Wifi 6E(Peak)' is present.</p> <table border="1"> <thead> <tr> <th>Limit</th> <th>Read</th> <th>Ant</th> <th>Cable</th> <th>Preamp</th> <th>Aux</th> <th>APos</th> <th>TPos</th> </tr> <tr> <th>Freq</th> <th>Level</th> <th>Line</th> <th>Margin</th> <th>Level</th> <th>Factor</th> <th>Loss</th> <th>Factor</th> </tr> <tr> <th>MHz</th> <th>dBuV/m</th> <th>dBuV/m</th> <th>dB</th> <th>dBuV</th> <th>dB/m</th> <th>dB</th> <th>dB</th> </tr> </thead> <tbody> <tr> <td>1</td> <td>7398.04</td> <td>51.80</td> <td>74.00</td> <td>-22.20</td> <td>40.05</td> <td>35.70</td> <td>12.73</td> <td>36.68</td> <td>0.00</td> <td>299</td> <td>77</td> <td>PEAK</td> </tr> </tbody> </table>	Limit	Read	Ant	Cable	Preamp	Aux	APos	TPos	Freq	Level	Line	Margin	Level	Factor	Loss	Factor	MHz	dBuV/m	dBuV/m	dB	dBuV	dB/m	dB	dB	1	7398.04	51.80	74.00	-22.20	40.05	35.70	12.73	36.68	0.00	299	77	PEAK	 <p>Level (dBuV/m) vs Frequency (MHz) plot for Fundamental polarization. The plot shows a signal between 1000 and 10000 MHz. A red horizontal line indicates the limit at 81.3 dBuV/m. A blue line shows the measured signal, which peaks at approximately 97.5 dBuV/m around 6905 MHz. A red label 'Wifi 6E(Peak)' is present.</p> <table border="1"> <thead> <tr> <th>Limit</th> <th>Read</th> <th>Ant</th> <th>Cable</th> <th>Preamp</th> <th>Aux</th> <th>APos</th> <th>TPos</th> </tr> <tr> <th>Freq</th> <th>Level</th> <th>Line</th> <th>Margin</th> <th>Level</th> <th>Factor</th> <th>Loss</th> <th>Factor</th> </tr> <tr> <th>MHz</th> <th>dBuV/m</th> <th>dBuV/m</th> <th>dB</th> <th>dBuV</th> <th>dB/m</th> <th>dB</th> <th>dB</th> </tr> </thead> <tbody> <tr> <td>1</td> <td>6905.00</td> <td>98.06</td> <td>-----</td> <td>-----</td> <td>87.08</td> <td>35.60</td> <td>12.38</td> <td>37.00</td> <td>0.00</td> <td>299</td> <td>77</td> <td>PEAK</td> </tr> </tbody> </table>	Limit	Read	Ant	Cable	Preamp	Aux	APos	TPos	Freq	Level	Line	Margin	Level	Factor	Loss	Factor	MHz	dBuV/m	dBuV/m	dB	dBuV	dB/m	dB	dB	1	6905.00	98.06	-----	-----	87.08	35.60	12.38	37.00	0.00	299	77	PEAK
	Limit	Read	Ant	Cable	Preamp	Aux	APos	TPos																																																																				
Freq	Level	Line	Margin	Level	Factor	Loss	Factor																																																																					
MHz	dBuV/m	dBuV/m	dB	dBuV	dB/m	dB	dB																																																																					
1	7398.04	51.80	74.00	-22.20	40.05	35.70	12.73	36.68	0.00	299	77	PEAK																																																																
Limit	Read	Ant	Cable	Preamp	Aux	APos	TPos																																																																					
Freq	Level	Line	Margin	Level	Factor	Loss	Factor																																																																					
MHz	dBuV/m	dBuV/m	dB	dBuV	dB/m	dB	dB																																																																					
1	6905.00	98.06	-----	-----	87.08	35.60	12.38	37.00	0.00	299	77	PEAK																																																																
Avg	 <p>Level (dBuV/m) vs Frequency (MHz) plot for Vertical polarization. The plot shows a signal between 6745 and 7465 MHz. A red horizontal line indicates the limit at 65.0 dBuV/m. A blue line shows the measured signal, which peaks at approximately 81.3 dBuV/m around 7000 MHz. A red label 'Wifi 6E(AVG)' is present.</p> <table border="1"> <thead> <tr> <th>Limit</th> <th>Read</th> <th>Ant</th> <th>Cable</th> <th>Preamp</th> <th>Aux</th> <th>APos</th> <th>TPos</th> </tr> <tr> <th>Freq</th> <th>Level</th> <th>Line</th> <th>Margin</th> <th>Level</th> <th>Factor</th> <th>Loss</th> <th>Factor</th> </tr> <tr> <th>MHz</th> <th>dBuV/m</th> <th>dBuV/m</th> <th>dB</th> <th>dBuV</th> <th>dB/m</th> <th>dB</th> <th>dB</th> </tr> </thead> <tbody> <tr> <td>1</td> <td>7385.08</td> <td>41.30</td> <td>54.00</td> <td>-12.70</td> <td>29.59</td> <td>35.70</td> <td>12.73</td> <td>36.72</td> <td>0.00</td> <td>299</td> <td>77</td> <td>AVERAGE</td> </tr> </tbody> </table>	Limit	Read	Ant	Cable	Preamp	Aux	APos	TPos	Freq	Level	Line	Margin	Level	Factor	Loss	Factor	MHz	dBuV/m	dBuV/m	dB	dBuV	dB/m	dB	dB	1	7385.08	41.30	54.00	-12.70	29.59	35.70	12.73	36.72	0.00	299	77	AVERAGE	 <p>Level (dBuV/m) vs Frequency (MHz) plot for Fundamental polarization. The plot shows a signal between 1000 and 10000 MHz. A red horizontal line indicates the limit at 65.0 dBuV/m. A blue line shows the measured signal, which peaks at approximately 81.3 dBuV/m around 6905 MHz. A red label 'Wifi 6E(AVG)' is present.</p> <table border="1"> <thead> <tr> <th>Limit</th> <th>Read</th> <th>Ant</th> <th>Cable</th> <th>Preamp</th> <th>Aux</th> <th>APos</th> <th>TPos</th> </tr> <tr> <th>Freq</th> <th>Level</th> <th>Line</th> <th>Margin</th> <th>Level</th> <th>Factor</th> <th>Loss</th> <th>Factor</th> </tr> <tr> <th>MHz</th> <th>dBuV/m</th> <th>dBuV/m</th> <th>dB</th> <th>dBuV</th> <th>dB/m</th> <th>dB</th> <th>dB</th> </tr> </thead> <tbody> <tr> <td>1</td> <td>6905.00</td> <td>88.77</td> <td>-----</td> <td>-----</td> <td>77.76</td> <td>35.60</td> <td>12.36</td> <td>36.95</td> <td>0.00</td> <td>299</td> <td>77</td> <td>AVERAGE</td> </tr> </tbody> </table>	Limit	Read	Ant	Cable	Preamp	Aux	APos	TPos	Freq	Level	Line	Margin	Level	Factor	Loss	Factor	MHz	dBuV/m	dBuV/m	dB	dBuV	dB/m	dB	dB	1	6905.00	88.77	-----	-----	77.76	35.60	12.36	36.95	0.00	299	77	AVERAGE
Limit	Read	Ant	Cable	Preamp	Aux	APos	TPos																																																																					
Freq	Level	Line	Margin	Level	Factor	Loss	Factor																																																																					
MHz	dBuV/m	dBuV/m	dB	dBuV	dB/m	dB	dB																																																																					
1	7385.08	41.30	54.00	-12.70	29.59	35.70	12.73	36.72	0.00	299	77	AVERAGE																																																																
Limit	Read	Ant	Cable	Preamp	Aux	APos	TPos																																																																					
Freq	Level	Line	Margin	Level	Factor	Loss	Factor																																																																					
MHz	dBuV/m	dBuV/m	dB	dBuV	dB/m	dB	dB																																																																					
1	6905.00	88.77	-----	-----	77.76	35.60	12.36	36.95	0.00	299	77	AVERAGE																																																																



133																																								
Mode																																								
Band Edge																																								
U-NII-5_5.925-6.425_802.11be EHT320_CH31_Large RU 996*3 @ 6105MHz																																								
ANT																																								
CDD 1+2																																								
Pol.	Horizontal																																							
Peak	<table border="1"> <thead> <tr> <th>Limit</th> <th>Read</th> <th>Ant</th> <th>Cable</th> <th>Preamp</th> <th>Aux</th> <th>APos</th> <th>TPos</th> </tr> <tr> <th>Freq</th> <th>Level</th> <th>Line Margin</th> <th>Level Factor</th> <th>Loss Factor</th> <th>Factor</th> <th></th> <th>Remark</th> </tr> <tr> <th>MHz</th> <th>dBuV/m</th> <th>dBuV/m</th> <th>dB</th> <th>dBuV</th> <th>dB/m</th> <th>dB</th> <th>dB</th> <th>cm</th> <th>deg</th> </tr> </thead> <tbody> <tr> <td>1</td> <td>5924.20</td> <td>57.57</td> <td>88.20</td> <td>-30.63</td> <td>47.65</td> <td>35.12</td> <td>11.40</td> <td>36.60</td> <td>0.00</td> <td>309</td> <td>205</td> <td>PEAK</td> </tr> </tbody> </table>	Limit	Read	Ant	Cable	Preamp	Aux	APos	TPos	Freq	Level	Line Margin	Level Factor	Loss Factor	Factor		Remark	MHz	dBuV/m	dBuV/m	dB	dBuV	dB/m	dB	dB	cm	deg	1	5924.20	57.57	88.20	-30.63	47.65	35.12	11.40	36.60	0.00	309	205	PEAK
	Limit	Read	Ant	Cable	Preamp	Aux	APos	TPos																																
Freq	Level	Line Margin	Level Factor	Loss Factor	Factor		Remark																																	
MHz	dBuV/m	dBuV/m	dB	dBuV	dB/m	dB	dB	cm	deg																															
1	5924.20	57.57	88.20	-30.63	47.65	35.12	11.40	36.60	0.00	309	205	PEAK																												
Fundamental	<table border="1"> <thead> <tr> <th>Limit</th> <th>Read</th> <th>Ant</th> <th>Cable</th> <th>Preamp</th> <th>Aux</th> <th>APos</th> <th>TPos</th> </tr> <tr> <th>Freq</th> <th>Level</th> <th>Line Margin</th> <th>Level Factor</th> <th>Loss Factor</th> <th>Factor</th> <th></th> <th>Remark</th> </tr> <tr> <th>MHz</th> <th>dBuV/m</th> <th>dBuV/m</th> <th>dB</th> <th>dBuV</th> <th>dB/m</th> <th>dB</th> <th>dB</th> <th>cm</th> <th>deg</th> </tr> </thead> <tbody> <tr> <td>1</td> <td>6105.00</td> <td>92.62</td> <td>-----</td> <td>-----</td> <td>82.52</td> <td>35.37</td> <td>11.53</td> <td>36.80</td> <td>0.00</td> <td>309</td> <td>205</td> <td>PEAK</td> </tr> </tbody> </table>	Limit	Read	Ant	Cable	Preamp	Aux	APos	TPos	Freq	Level	Line Margin	Level Factor	Loss Factor	Factor		Remark	MHz	dBuV/m	dBuV/m	dB	dBuV	dB/m	dB	dB	cm	deg	1	6105.00	92.62	-----	-----	82.52	35.37	11.53	36.80	0.00	309	205	PEAK
Limit	Read	Ant	Cable	Preamp	Aux	APos	TPos																																	
Freq	Level	Line Margin	Level Factor	Loss Factor	Factor		Remark																																	
MHz	dBuV/m	dBuV/m	dB	dBuV	dB/m	dB	dB	cm	deg																															
1	6105.00	92.62	-----	-----	82.52	35.37	11.53	36.80	0.00	309	205	PEAK																												
Avg	<table border="1"> <thead> <tr> <th>Limit</th> <th>Read</th> <th>Ant</th> <th>Cable</th> <th>Preamp</th> <th>Aux</th> <th>APos</th> <th>TPos</th> </tr> <tr> <th>Freq</th> <th>Level</th> <th>Line Margin</th> <th>Level Factor</th> <th>Loss Factor</th> <th>Factor</th> <th></th> <th>Remark</th> </tr> <tr> <th>MHz</th> <th>dBuV/m</th> <th>dBuV/m</th> <th>dB</th> <th>dBuV</th> <th>dB/m</th> <th>dB</th> <th>dB</th> <th>cm</th> <th>deg</th> </tr> </thead> <tbody> <tr> <td>1</td> <td>5922.92</td> <td>46.96</td> <td>68.20</td> <td>-21.24</td> <td>37.04</td> <td>35.12</td> <td>11.40</td> <td>36.60</td> <td>0.00</td> <td>309</td> <td>205</td> <td>AVERAGE</td> </tr> </tbody> </table>	Limit	Read	Ant	Cable	Preamp	Aux	APos	TPos	Freq	Level	Line Margin	Level Factor	Loss Factor	Factor		Remark	MHz	dBuV/m	dBuV/m	dB	dBuV	dB/m	dB	dB	cm	deg	1	5922.92	46.96	68.20	-21.24	37.04	35.12	11.40	36.60	0.00	309	205	AVERAGE
	Limit	Read	Ant	Cable	Preamp	Aux	APos	TPos																																
Freq	Level	Line Margin	Level Factor	Loss Factor	Factor		Remark																																	
MHz	dBuV/m	dBuV/m	dB	dBuV	dB/m	dB	dB	cm	deg																															
1	5922.92	46.96	68.20	-21.24	37.04	35.12	11.40	36.60	0.00	309	205	AVERAGE																												
Fundamental	<table border="1"> <thead> <tr> <th>Limit</th> <th>Read</th> <th>Ant</th> <th>Cable</th> <th>Preamp</th> <th>Aux</th> <th>APos</th> <th>TPos</th> </tr> <tr> <th>Freq</th> <th>Level</th> <th>Line Margin</th> <th>Level Factor</th> <th>Loss Factor</th> <th>Factor</th> <th></th> <th>Remark</th> </tr> <tr> <th>MHz</th> <th>dBuV/m</th> <th>dBuV/m</th> <th>dB</th> <th>dBuV</th> <th>dB/m</th> <th>dB</th> <th>dB</th> <th>cm</th> <th>deg</th> </tr> </thead> <tbody> <tr> <td>1</td> <td>6105.00</td> <td>82.62</td> <td>-----</td> <td>-----</td> <td>72.52</td> <td>35.37</td> <td>11.53</td> <td>36.80</td> <td>0.00</td> <td>309</td> <td>205</td> <td>AVERAGE</td> </tr> </tbody> </table>	Limit	Read	Ant	Cable	Preamp	Aux	APos	TPos	Freq	Level	Line Margin	Level Factor	Loss Factor	Factor		Remark	MHz	dBuV/m	dBuV/m	dB	dBuV	dB/m	dB	dB	cm	deg	1	6105.00	82.62	-----	-----	72.52	35.37	11.53	36.80	0.00	309	205	AVERAGE
Limit	Read	Ant	Cable	Preamp	Aux	APos	TPos																																	
Freq	Level	Line Margin	Level Factor	Loss Factor	Factor		Remark																																	
MHz	dBuV/m	dBuV/m	dB	dBuV	dB/m	dB	dB	cm	deg																															
1	6105.00	82.62	-----	-----	72.52	35.37	11.53	36.80	0.00	309	205	AVERAGE																												

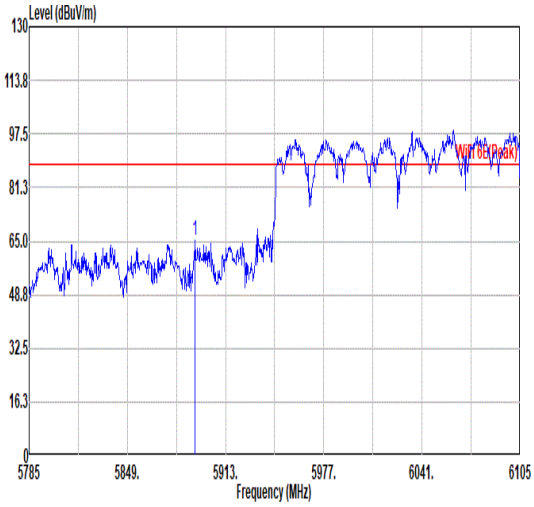
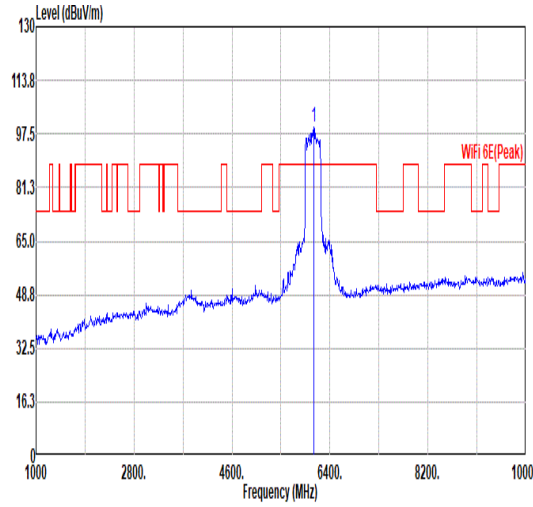
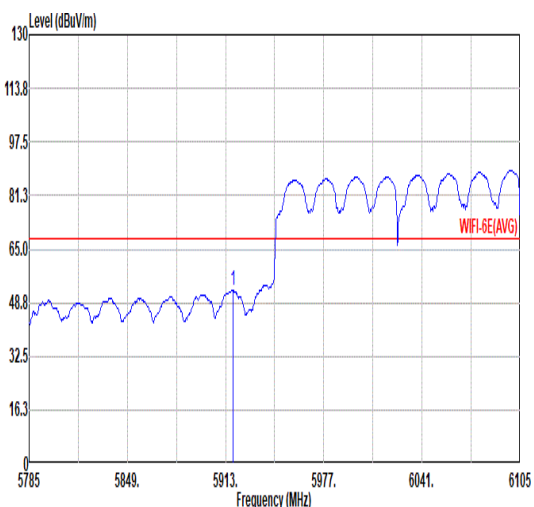
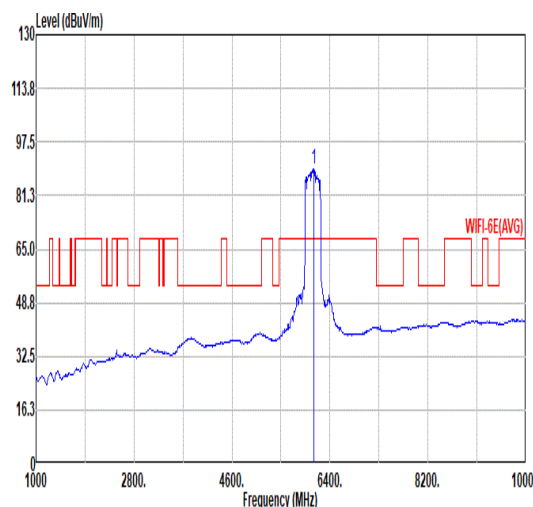


		133																																																																																		
Mode	Band Edge																																																																																			
	U-NII-5_5.925-6.425_802.11be EHT320_CH31_Large RU 996*3 @ 6105MHz																																																																																			
ANT	CDD 1+2																																																																																			
Pol.	Vertical	Fundamental																																																																																		
Peak	 <p>Level (dBuV/m) vs Frequency (MHz) plot for Vertical polarization. The plot shows a blue signal line fluctuating between 48.8 and 97.5 dBuV/m. A red horizontal line is drawn at approximately 81.3 dBuV/m. A vertical blue line is at 5913 MHz. A red label 'WiFi 6E(Peak)' is at the top right.</p> <table border="1"> <thead> <tr> <th>Limit</th> <th>Read</th> <th>Ant</th> <th>Cable</th> <th>Preamp</th> <th>Aux</th> <th>APos</th> <th>TPos</th> <th>Remark</th> </tr> <tr> <th>Freq</th> <th>Level</th> <th>Line Margin</th> <th>Level Factor</th> <th>Loss Factor</th> <th>Factor</th> <th></th> <th></th> <th></th> </tr> <tr> <th>MHz</th> <th>dBuV/m</th> <th>dBuV/m</th> <th>dB</th> <th>dBuV</th> <th>dB/m</th> <th>dB</th> <th>dB</th> <th>cm</th> <th>deg</th> </tr> </thead> <tbody> <tr> <td>1</td> <td>5917.00</td> <td>62.30</td> <td>88.20</td> <td>-25.90</td> <td>52.38</td> <td>35.12</td> <td>11.39</td> <td>36.59</td> <td>0.00</td> <td>314</td> <td>319</td> <td>PEAK</td> </tr> </tbody> </table>	Limit	Read	Ant	Cable	Preamp	Aux	APos	TPos	Remark	Freq	Level	Line Margin	Level Factor	Loss Factor	Factor				MHz	dBuV/m	dBuV/m	dB	dBuV	dB/m	dB	dB	cm	deg	1	5917.00	62.30	88.20	-25.90	52.38	35.12	11.39	36.59	0.00	314	319	PEAK	 <p>Level (dBuV/m) vs Frequency (MHz) plot for Fundamental polarization. The plot shows a blue signal line with a sharp peak at 6105 MHz. A red horizontal line is drawn at approximately 81.3 dBuV/m. A vertical blue line is at 6105 MHz. A red label 'WiFi 6E(Peak)' is at the top right.</p> <table border="1"> <thead> <tr> <th>Limit</th> <th>Read</th> <th>Ant</th> <th>Cable</th> <th>Preamp</th> <th>Aux</th> <th>APos</th> <th>TPos</th> <th>Remark</th> </tr> <tr> <th>Freq</th> <th>Level</th> <th>Line Margin</th> <th>Level Factor</th> <th>Loss Factor</th> <th>Factor</th> <th></th> <th></th> <th></th> </tr> <tr> <th>MHz</th> <th>dBuV/m</th> <th>dBuV/m</th> <th>dB</th> <th>dBuV</th> <th>dB/m</th> <th>dB</th> <th>dB</th> <th>cm</th> <th>deg</th> </tr> </thead> <tbody> <tr> <td>1</td> <td>6105.00</td> <td>90.46</td> <td>-----</td> <td>-----</td> <td>88.39</td> <td>35.35</td> <td>11.52</td> <td>36.80</td> <td>0.00</td> <td>314</td> <td>319</td> <td>PEAK</td> </tr> </tbody> </table>	Limit	Read	Ant	Cable	Preamp	Aux	APos	TPos	Remark	Freq	Level	Line Margin	Level Factor	Loss Factor	Factor				MHz	dBuV/m	dBuV/m	dB	dBuV	dB/m	dB	dB	cm	deg	1	6105.00	90.46	-----	-----	88.39	35.35	11.52	36.80	0.00	314	319	PEAK
	Limit	Read	Ant	Cable	Preamp	Aux	APos	TPos	Remark																																																																											
Freq	Level	Line Margin	Level Factor	Loss Factor	Factor																																																																															
MHz	dBuV/m	dBuV/m	dB	dBuV	dB/m	dB	dB	cm	deg																																																																											
1	5917.00	62.30	88.20	-25.90	52.38	35.12	11.39	36.59	0.00	314	319	PEAK																																																																								
Limit	Read	Ant	Cable	Preamp	Aux	APos	TPos	Remark																																																																												
Freq	Level	Line Margin	Level Factor	Loss Factor	Factor																																																																															
MHz	dBuV/m	dBuV/m	dB	dBuV	dB/m	dB	dB	cm	deg																																																																											
1	6105.00	90.46	-----	-----	88.39	35.35	11.52	36.80	0.00	314	319	PEAK																																																																								
Avg	 <p>Level (dBuV/m) vs Frequency (MHz) plot for Vertical polarization. The plot shows a blue signal line with a peak at 5917 MHz. A red horizontal line is drawn at approximately 65.0 dBuV/m. A vertical blue line is at 5917 MHz. A red label 'WiFi 6E(AVG)' is at the top right.</p> <table border="1"> <thead> <tr> <th>Limit</th> <th>Read</th> <th>Ant</th> <th>Cable</th> <th>Preamp</th> <th>Aux</th> <th>APos</th> <th>TPos</th> <th>Remark</th> </tr> <tr> <th>Freq</th> <th>Level</th> <th>Line Margin</th> <th>Level Factor</th> <th>Loss Factor</th> <th>Factor</th> <th></th> <th></th> <th></th> </tr> <tr> <th>MHz</th> <th>dBuV/m</th> <th>dBuV/m</th> <th>dB</th> <th>dBuV</th> <th>dB/m</th> <th>dB</th> <th>dB</th> <th>cm</th> <th>deg</th> </tr> </thead> <tbody> <tr> <td>1</td> <td>5917.48</td> <td>52.12</td> <td>68.20</td> <td>-16.08</td> <td>42.20</td> <td>35.12</td> <td>11.39</td> <td>36.59</td> <td>0.00</td> <td>314</td> <td>319</td> <td>AVERAGE</td> </tr> </tbody> </table>	Limit	Read	Ant	Cable	Preamp	Aux	APos	TPos	Remark	Freq	Level	Line Margin	Level Factor	Loss Factor	Factor				MHz	dBuV/m	dBuV/m	dB	dBuV	dB/m	dB	dB	cm	deg	1	5917.48	52.12	68.20	-16.08	42.20	35.12	11.39	36.59	0.00	314	319	AVERAGE	 <p>Level (dBuV/m) vs Frequency (MHz) plot for Fundamental polarization. The plot shows a blue signal line with a peak at 6105 MHz. A red horizontal line is drawn at approximately 65.0 dBuV/m. A vertical blue line is at 6105 MHz. A red label 'WiFi 6E(AVG)' is at the top right.</p> <table border="1"> <thead> <tr> <th>Limit</th> <th>Read</th> <th>Ant</th> <th>Cable</th> <th>Preamp</th> <th>Aux</th> <th>APos</th> <th>TPos</th> <th>Remark</th> </tr> <tr> <th>Freq</th> <th>Level</th> <th>Line Margin</th> <th>Level Factor</th> <th>Loss Factor</th> <th>Factor</th> <th></th> <th></th> <th></th> </tr> <tr> <th>MHz</th> <th>dBuV/m</th> <th>dBuV/m</th> <th>dB</th> <th>dBuV</th> <th>dB/m</th> <th>dB</th> <th>dB</th> <th>cm</th> <th>deg</th> </tr> </thead> <tbody> <tr> <td>1</td> <td>6105.00</td> <td>89.07</td> <td>-----</td> <td>-----</td> <td>78.95</td> <td>35.39</td> <td>11.53</td> <td>36.80</td> <td>0.00</td> <td>314</td> <td>319</td> <td>AVERAGE</td> </tr> </tbody> </table>	Limit	Read	Ant	Cable	Preamp	Aux	APos	TPos	Remark	Freq	Level	Line Margin	Level Factor	Loss Factor	Factor				MHz	dBuV/m	dBuV/m	dB	dBuV	dB/m	dB	dB	cm	deg	1	6105.00	89.07	-----	-----	78.95	35.39	11.53	36.80	0.00	314	319	AVERAGE
Limit	Read	Ant	Cable	Preamp	Aux	APos	TPos	Remark																																																																												
Freq	Level	Line Margin	Level Factor	Loss Factor	Factor																																																																															
MHz	dBuV/m	dBuV/m	dB	dBuV	dB/m	dB	dB	cm	deg																																																																											
1	5917.48	52.12	68.20	-16.08	42.20	35.12	11.39	36.59	0.00	314	319	AVERAGE																																																																								
Limit	Read	Ant	Cable	Preamp	Aux	APos	TPos	Remark																																																																												
Freq	Level	Line Margin	Level Factor	Loss Factor	Factor																																																																															
MHz	dBuV/m	dBuV/m	dB	dBuV	dB/m	dB	dB	cm	deg																																																																											
1	6105.00	89.07	-----	-----	78.95	35.39	11.53	36.80	0.00	314	319	AVERAGE																																																																								

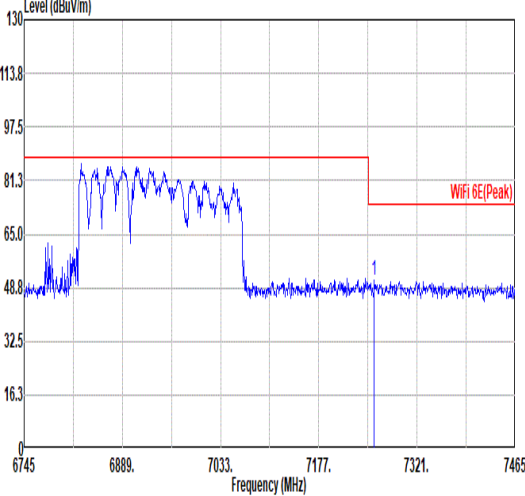
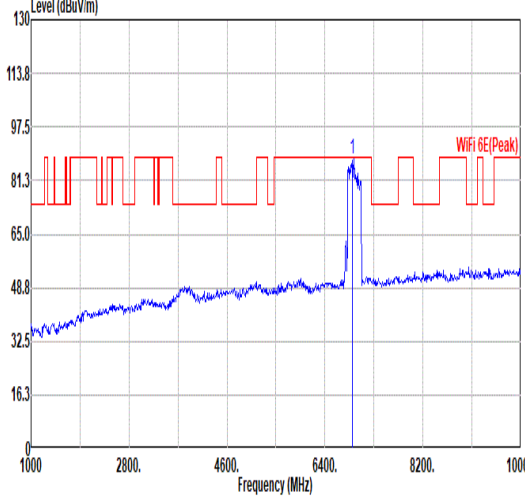
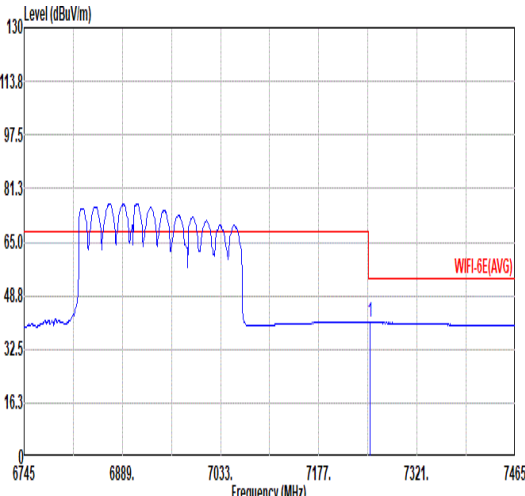
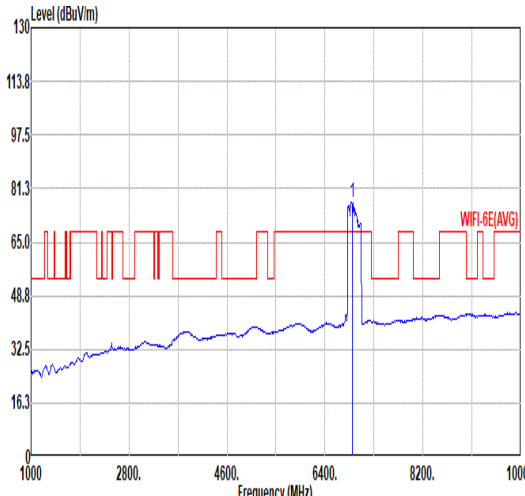


134																																						
Mode	Band Edge																																					
U-NII-5_6.525-7.125_802.11be EHT320_CH31_Large RU 996*3+484 8 6105MHz																																						
ANT	CDD 1+2																																					
Pol.	Horizontal																																					
Peak	<table border="1"> <thead> <tr> <th>Limit</th> <th>Read</th> <th>Ant</th> <th>Cable</th> <th>Preamp</th> <th>Aux</th> <th>APos</th> <th>TPos</th> </tr> <tr> <th>Freq</th> <th>Level</th> <th>Line</th> <th>Margin</th> <th>Level</th> <th>Factor</th> <th>Loss</th> <th>Factor</th> </tr> <tr> <th>MHz</th> <th>dBuV/m</th> <th>dBuV/m</th> <th>dB</th> <th>dBuV</th> <th>dB/m</th> <th>dB</th> <th>dB</th> </tr> </thead> <tbody> <tr> <td>1</td> <td>5799.08</td> <td>64.97</td> <td>88.20</td> <td>-23.23</td> <td>54.95</td> <td>34.90</td> <td>11.28</td> <td>36.16</td> <td>0.00</td> <td>329</td> <td>202</td> <td>PEAK</td> </tr> </tbody> </table>	Limit	Read	Ant	Cable	Preamp	Aux	APos	TPos	Freq	Level	Line	Margin	Level	Factor	Loss	Factor	MHz	dBuV/m	dBuV/m	dB	dBuV	dB/m	dB	dB	1	5799.08	64.97	88.20	-23.23	54.95	34.90	11.28	36.16	0.00	329	202	PEAK
	Limit	Read	Ant	Cable	Preamp	Aux	APos	TPos																														
Freq	Level	Line	Margin	Level	Factor	Loss	Factor																															
MHz	dBuV/m	dBuV/m	dB	dBuV	dB/m	dB	dB																															
1	5799.08	64.97	88.20	-23.23	54.95	34.90	11.28	36.16	0.00	329	202	PEAK																										
<table border="1"> <thead> <tr> <th>Limit</th> <th>Read</th> <th>Ant</th> <th>Cable</th> <th>Preamp</th> <th>Aux</th> <th>APos</th> <th>TPos</th> </tr> <tr> <th>Freq</th> <th>Level</th> <th>Line</th> <th>Margin</th> <th>Level</th> <th>Factor</th> <th>Loss</th> <th>Factor</th> </tr> <tr> <th>MHz</th> <th>dBuV/m</th> <th>dBuV/m</th> <th>dB</th> <th>dBuV</th> <th>dB/m</th> <th>dB</th> <th>dB</th> </tr> </thead> <tbody> <tr> <td>1</td> <td>6105.00</td> <td>91.99</td> <td>-----</td> <td>-----</td> <td>81.84</td> <td>35.40</td> <td>11.54</td> <td>36.79</td> <td>0.00</td> <td>329</td> <td>202</td> <td>PEAK</td> </tr> </tbody> </table>	Limit	Read	Ant	Cable	Preamp	Aux	APos	TPos	Freq	Level	Line	Margin	Level	Factor	Loss	Factor	MHz	dBuV/m	dBuV/m	dB	dBuV	dB/m	dB	dB	1	6105.00	91.99	-----	-----	81.84	35.40	11.54	36.79	0.00	329	202	PEAK	
Limit	Read	Ant	Cable	Preamp	Aux	APos	TPos																															
Freq	Level	Line	Margin	Level	Factor	Loss	Factor																															
MHz	dBuV/m	dBuV/m	dB	dBuV	dB/m	dB	dB																															
1	6105.00	91.99	-----	-----	81.84	35.40	11.54	36.79	0.00	329	202	PEAK																										
Avg	<table border="1"> <thead> <tr> <th>Limit</th> <th>Read</th> <th>Ant</th> <th>Cable</th> <th>Preamp</th> <th>Aux</th> <th>APos</th> <th>TPos</th> </tr> <tr> <th>Freq</th> <th>Level</th> <th>Line</th> <th>Margin</th> <th>Level</th> <th>Factor</th> <th>Loss</th> <th>Factor</th> </tr> <tr> <th>MHz</th> <th>dBuV/m</th> <th>dBuV/m</th> <th>dB</th> <th>dBuV</th> <th>dB/m</th> <th>dB</th> <th>dB</th> </tr> </thead> <tbody> <tr> <td>1</td> <td>5923.24</td> <td>49.85</td> <td>68.20</td> <td>-18.35</td> <td>39.93</td> <td>35.12</td> <td>11.40</td> <td>36.60</td> <td>0.00</td> <td>329</td> <td>202</td> <td>AVERAGE</td> </tr> </tbody> </table>	Limit	Read	Ant	Cable	Preamp	Aux	APos	TPos	Freq	Level	Line	Margin	Level	Factor	Loss	Factor	MHz	dBuV/m	dBuV/m	dB	dBuV	dB/m	dB	dB	1	5923.24	49.85	68.20	-18.35	39.93	35.12	11.40	36.60	0.00	329	202	AVERAGE
	Limit	Read	Ant	Cable	Preamp	Aux	APos	TPos																														
Freq	Level	Line	Margin	Level	Factor	Loss	Factor																															
MHz	dBuV/m	dBuV/m	dB	dBuV	dB/m	dB	dB																															
1	5923.24	49.85	68.20	-18.35	39.93	35.12	11.40	36.60	0.00	329	202	AVERAGE																										
<table border="1"> <thead> <tr> <th>Limit</th> <th>Read</th> <th>Ant</th> <th>Cable</th> <th>Preamp</th> <th>Aux</th> <th>APos</th> <th>TPos</th> </tr> <tr> <th>Freq</th> <th>Level</th> <th>Line</th> <th>Margin</th> <th>Level</th> <th>Factor</th> <th>Loss</th> <th>Factor</th> </tr> <tr> <th>MHz</th> <th>dBuV/m</th> <th>dBuV/m</th> <th>dB</th> <th>dBuV</th> <th>dB/m</th> <th>dB</th> <th>dB</th> </tr> </thead> <tbody> <tr> <td>1</td> <td>6105.00</td> <td>82.53</td> <td>-----</td> <td>-----</td> <td>72.38</td> <td>35.40</td> <td>11.54</td> <td>36.79</td> <td>0.00</td> <td>329</td> <td>202</td> <td>AVERAGE</td> </tr> </tbody> </table>	Limit	Read	Ant	Cable	Preamp	Aux	APos	TPos	Freq	Level	Line	Margin	Level	Factor	Loss	Factor	MHz	dBuV/m	dBuV/m	dB	dBuV	dB/m	dB	dB	1	6105.00	82.53	-----	-----	72.38	35.40	11.54	36.79	0.00	329	202	AVERAGE	
Limit	Read	Ant	Cable	Preamp	Aux	APos	TPos																															
Freq	Level	Line	Margin	Level	Factor	Loss	Factor																															
MHz	dBuV/m	dBuV/m	dB	dBuV	dB/m	dB	dB																															
1	6105.00	82.53	-----	-----	72.38	35.40	11.54	36.79	0.00	329	202	AVERAGE																										

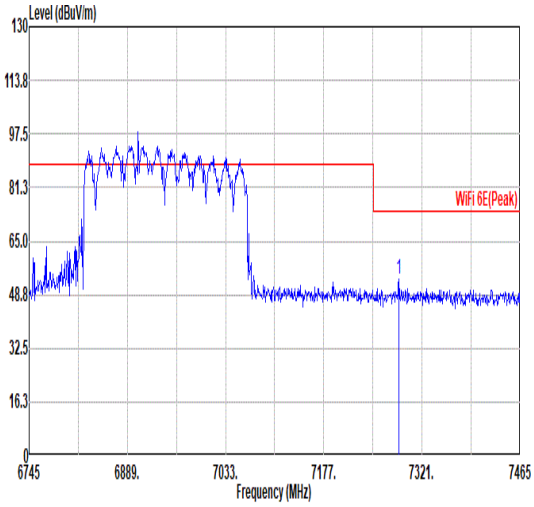
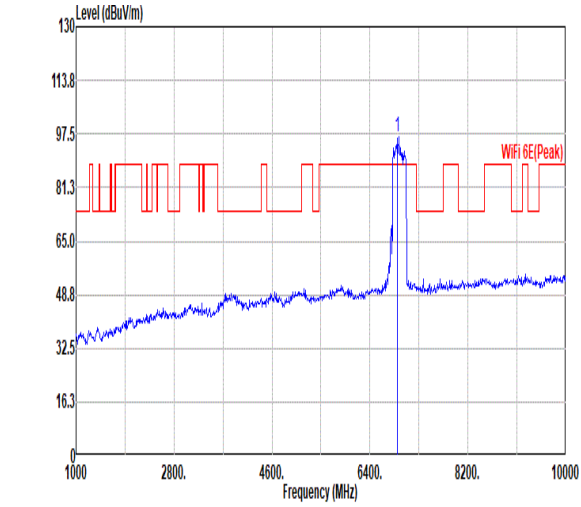
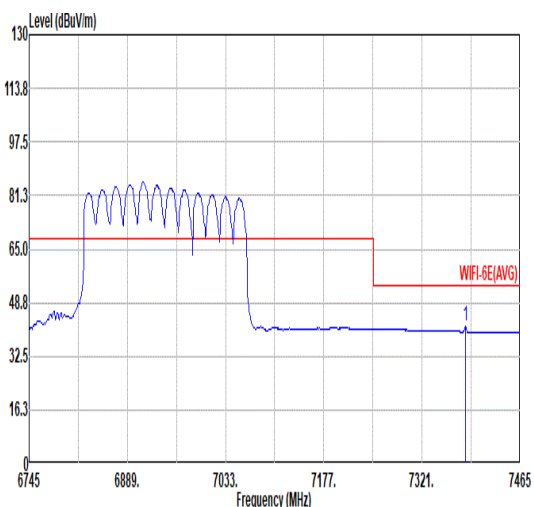
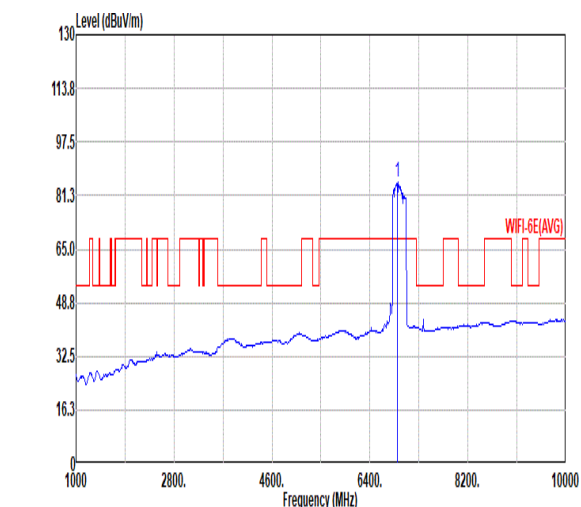


		134																																																																		
Mode	Band Edge																																																																			
	U-NII-5_6.525-7.125_802.11be EHT320_CH31_Large RU 996*3+484 8_6105MHz																																																																			
ANT	CDD 1+2																																																																			
Pol.	Vertical	Fundamental																																																																		
Peak	 <p>Level (dBuV/m)</p> <p>Frequency (MHz)</p> <table border="1"> <thead> <tr> <th>Limit</th> <th>Read</th> <th>Ant</th> <th>Cable</th> <th>Preamp</th> <th>Aux</th> <th>APos</th> <th>TPos</th> <th colspan="2">Remark</th> </tr> <tr> <th>Freq</th> <th>Level</th> <th>Line Margin</th> <th>Level Factor</th> <th>Loss Factor</th> <th>Factor</th> <th></th> <th></th> <th>cm</th> <th>deg</th> </tr> </thead> <tbody> <tr> <td>1</td> <td>5893.16</td> <td>65.07</td> <td>88.20</td> <td>-23.13</td> <td>55.11</td> <td>35.09</td> <td>11.37</td> <td>36.50</td> <td>0.00</td> <td>319</td> <td>317</td> <td>PEAK</td> </tr> </tbody> </table>	Limit	Read	Ant	Cable	Preamp	Aux	APos	TPos	Remark		Freq	Level	Line Margin	Level Factor	Loss Factor	Factor			cm	deg	1	5893.16	65.07	88.20	-23.13	55.11	35.09	11.37	36.50	0.00	319	317	PEAK	 <p>Level (dBuV/m)</p> <p>Frequency (MHz)</p> <table border="1"> <thead> <tr> <th>Limit</th> <th>Read</th> <th>Ant</th> <th>Cable</th> <th>Preamp</th> <th>Aux</th> <th>APos</th> <th>TPos</th> <th colspan="2">Remark</th> </tr> <tr> <th>Freq</th> <th>Level</th> <th>Line Margin</th> <th>Level Factor</th> <th>Loss Factor</th> <th>Factor</th> <th></th> <th></th> <th>cm</th> <th>deg</th> </tr> </thead> <tbody> <tr> <td>1</td> <td>6105.00</td> <td>99.74</td> <td>-----</td> <td>-----</td> <td>89.59</td> <td>35.40</td> <td>11.54</td> <td>36.79</td> <td>0.00</td> <td>319</td> <td>317</td> <td>PEAK</td> </tr> </tbody> </table>	Limit	Read	Ant	Cable	Preamp	Aux	APos	TPos	Remark		Freq	Level	Line Margin	Level Factor	Loss Factor	Factor			cm	deg	1	6105.00	99.74	-----	-----	89.59	35.40	11.54	36.79	0.00	319	317	PEAK
	Limit	Read	Ant	Cable	Preamp	Aux	APos	TPos	Remark																																																											
Freq	Level	Line Margin	Level Factor	Loss Factor	Factor			cm	deg																																																											
1	5893.16	65.07	88.20	-23.13	55.11	35.09	11.37	36.50	0.00	319	317	PEAK																																																								
Limit	Read	Ant	Cable	Preamp	Aux	APos	TPos	Remark																																																												
Freq	Level	Line Margin	Level Factor	Loss Factor	Factor			cm	deg																																																											
1	6105.00	99.74	-----	-----	89.59	35.40	11.54	36.79	0.00	319	317	PEAK																																																								
Avg	 <p>Level (dBuV/m)</p> <p>Frequency (MHz)</p> <table border="1"> <thead> <tr> <th>Limit</th> <th>Read</th> <th>Ant</th> <th>Cable</th> <th>Preamp</th> <th>Aux</th> <th>APos</th> <th>TPos</th> <th colspan="2">Remark</th> </tr> <tr> <th>Freq</th> <th>Level</th> <th>Line Margin</th> <th>Level Factor</th> <th>Loss Factor</th> <th>Factor</th> <th></th> <th></th> <th>cm</th> <th>deg</th> </tr> </thead> <tbody> <tr> <td>1</td> <td>5917.80</td> <td>52.64</td> <td>68.20</td> <td>-15.56</td> <td>42.72</td> <td>35.12</td> <td>11.39</td> <td>36.59</td> <td>0.00</td> <td>319</td> <td>317</td> <td>AVERAGE</td> </tr> </tbody> </table>	Limit	Read	Ant	Cable	Preamp	Aux	APos	TPos	Remark		Freq	Level	Line Margin	Level Factor	Loss Factor	Factor			cm	deg	1	5917.80	52.64	68.20	-15.56	42.72	35.12	11.39	36.59	0.00	319	317	AVERAGE	 <p>Level (dBuV/m)</p> <p>Frequency (MHz)</p> <table border="1"> <thead> <tr> <th>Limit</th> <th>Read</th> <th>Ant</th> <th>Cable</th> <th>Preamp</th> <th>Aux</th> <th>APos</th> <th>TPos</th> <th colspan="2">Remark</th> </tr> <tr> <th>Freq</th> <th>Level</th> <th>Line Margin</th> <th>Level Factor</th> <th>Loss Factor</th> <th>Factor</th> <th></th> <th></th> <th>cm</th> <th>deg</th> </tr> </thead> <tbody> <tr> <td>1</td> <td>6105.00</td> <td>89.30</td> <td>-----</td> <td>-----</td> <td>79.15</td> <td>35.40</td> <td>11.54</td> <td>36.79</td> <td>0.00</td> <td>319</td> <td>317</td> <td>AVERAGE</td> </tr> </tbody> </table>	Limit	Read	Ant	Cable	Preamp	Aux	APos	TPos	Remark		Freq	Level	Line Margin	Level Factor	Loss Factor	Factor			cm	deg	1	6105.00	89.30	-----	-----	79.15	35.40	11.54	36.79	0.00	319	317	AVERAGE
Limit	Read	Ant	Cable	Preamp	Aux	APos	TPos	Remark																																																												
Freq	Level	Line Margin	Level Factor	Loss Factor	Factor			cm	deg																																																											
1	5917.80	52.64	68.20	-15.56	42.72	35.12	11.39	36.59	0.00	319	317	AVERAGE																																																								
Limit	Read	Ant	Cable	Preamp	Aux	APos	TPos	Remark																																																												
Freq	Level	Line Margin	Level Factor	Loss Factor	Factor			cm	deg																																																											
1	6105.00	89.30	-----	-----	79.15	35.40	11.54	36.79	0.00	319	317	AVERAGE																																																								



Mode	135																																																																																	
	Band Edge																																																																																	
	U-NII-8_6.525-7.125_802.11be EHT320_CH191_Large RU 996*3 ①_6905MHz																																																																																	
ANT	CDD 1+2																																																																																	
Pol.	Horizontal	Fundamental																																																																																
Peak	 <table border="1" data-bbox="268 1124 794 1249"> <thead> <tr> <th>Limit</th> <th>Read</th> <th>Ant</th> <th>Cable</th> <th>Preamp</th> <th>Aux</th> <th>APos</th> <th>TPos</th> <th>Remark</th> </tr> <tr> <th>Freq</th> <th>Level</th> <th>Line Margin</th> <th>Level Factor</th> <th>Loss Factor</th> <th>Factor</th> <th></th> <th></th> <th></th> </tr> <tr> <th>MHz</th> <th>dBuV/m</th> <th>dBuV/m</th> <th>dB</th> <th>dBuV</th> <th>dB/m</th> <th>dB</th> <th>dB</th> <th>cm</th> <th>deg</th> </tr> </thead> <tbody> <tr> <td>1</td> <td>7258.36</td> <td>51.22</td> <td>74.00</td> <td>-22.78</td> <td>39.59</td> <td>35.70</td> <td>12.72</td> <td>36.79</td> <td>0.00</td> <td>100</td> <td>74 PEAK</td> </tr> </tbody> </table>	Limit	Read	Ant	Cable	Preamp	Aux	APos	TPos	Remark	Freq	Level	Line Margin	Level Factor	Loss Factor	Factor				MHz	dBuV/m	dBuV/m	dB	dBuV	dB/m	dB	dB	cm	deg	1	7258.36	51.22	74.00	-22.78	39.59	35.70	12.72	36.79	0.00	100	74 PEAK	 <table border="1" data-bbox="906 1124 1433 1249"> <thead> <tr> <th>Limit</th> <th>Read</th> <th>Ant</th> <th>Cable</th> <th>Preamp</th> <th>Aux</th> <th>APos</th> <th>TPos</th> <th>Remark</th> </tr> <tr> <th>Freq</th> <th>Level</th> <th>Line Margin</th> <th>Level Factor</th> <th>Loss Factor</th> <th>Factor</th> <th></th> <th></th> <th></th> </tr> <tr> <th>MHz</th> <th>dBuV/m</th> <th>dBuV/m</th> <th>dB</th> <th>dBuV</th> <th>dB/m</th> <th>dB</th> <th>dB</th> <th>cm</th> <th>deg</th> </tr> </thead> <tbody> <tr> <td>1</td> <td>6905.00</td> <td>87.70</td> <td>-----</td> <td>-----</td> <td>76.72</td> <td>35.60</td> <td>12.38</td> <td>37.00</td> <td>0.00</td> <td>100</td> <td>74 PEAK</td> </tr> </tbody> </table>	Limit	Read	Ant	Cable	Preamp	Aux	APos	TPos	Remark	Freq	Level	Line Margin	Level Factor	Loss Factor	Factor				MHz	dBuV/m	dBuV/m	dB	dBuV	dB/m	dB	dB	cm	deg	1	6905.00	87.70	-----	-----	76.72	35.60	12.38	37.00	0.00	100	74 PEAK
	Limit	Read	Ant	Cable	Preamp	Aux	APos	TPos	Remark																																																																									
Freq	Level	Line Margin	Level Factor	Loss Factor	Factor																																																																													
MHz	dBuV/m	dBuV/m	dB	dBuV	dB/m	dB	dB	cm	deg																																																																									
1	7258.36	51.22	74.00	-22.78	39.59	35.70	12.72	36.79	0.00	100	74 PEAK																																																																							
Limit	Read	Ant	Cable	Preamp	Aux	APos	TPos	Remark																																																																										
Freq	Level	Line Margin	Level Factor	Loss Factor	Factor																																																																													
MHz	dBuV/m	dBuV/m	dB	dBuV	dB/m	dB	dB	cm	deg																																																																									
1	6905.00	87.70	-----	-----	76.72	35.60	12.38	37.00	0.00	100	74 PEAK																																																																							
Avg	 <table border="1" data-bbox="268 1796 794 1921"> <thead> <tr> <th>Limit</th> <th>Read</th> <th>Ant</th> <th>Cable</th> <th>Preamp</th> <th>Aux</th> <th>APos</th> <th>TPos</th> <th>Remark</th> </tr> <tr> <th>Freq</th> <th>Level</th> <th>Line Margin</th> <th>Level Factor</th> <th>Loss Factor</th> <th>Factor</th> <th></th> <th></th> <th></th> </tr> <tr> <th>MHz</th> <th>dBuV/m</th> <th>dBuV/m</th> <th>dB</th> <th>dBuV</th> <th>dB/m</th> <th>dB</th> <th>dB</th> <th>cm</th> <th>deg</th> </tr> </thead> <tbody> <tr> <td>1</td> <td>7252.60</td> <td>40.54</td> <td>54.00</td> <td>-13.46</td> <td>28.91</td> <td>35.70</td> <td>12.72</td> <td>36.79</td> <td>0.00</td> <td>100</td> <td>74 AVERAGE</td> </tr> </tbody> </table>	Limit	Read	Ant	Cable	Preamp	Aux	APos	TPos	Remark	Freq	Level	Line Margin	Level Factor	Loss Factor	Factor				MHz	dBuV/m	dBuV/m	dB	dBuV	dB/m	dB	dB	cm	deg	1	7252.60	40.54	54.00	-13.46	28.91	35.70	12.72	36.79	0.00	100	74 AVERAGE	 <table border="1" data-bbox="906 1796 1433 1921"> <thead> <tr> <th>Limit</th> <th>Read</th> <th>Ant</th> <th>Cable</th> <th>Preamp</th> <th>Aux</th> <th>APos</th> <th>TPos</th> <th>Remark</th> </tr> <tr> <th>Freq</th> <th>Level</th> <th>Line Margin</th> <th>Level Factor</th> <th>Loss Factor</th> <th>Factor</th> <th></th> <th></th> <th></th> </tr> <tr> <th>MHz</th> <th>dBuV/m</th> <th>dBuV/m</th> <th>dB</th> <th>dBuV</th> <th>dB/m</th> <th>dB</th> <th>dB</th> <th>cm</th> <th>deg</th> </tr> </thead> <tbody> <tr> <td>1</td> <td>6905.00</td> <td>77.11</td> <td>-----</td> <td>-----</td> <td>66.10</td> <td>35.60</td> <td>12.36</td> <td>36.95</td> <td>0.00</td> <td>100</td> <td>74 AVERAGE</td> </tr> </tbody> </table>	Limit	Read	Ant	Cable	Preamp	Aux	APos	TPos	Remark	Freq	Level	Line Margin	Level Factor	Loss Factor	Factor				MHz	dBuV/m	dBuV/m	dB	dBuV	dB/m	dB	dB	cm	deg	1	6905.00	77.11	-----	-----	66.10	35.60	12.36	36.95	0.00	100	74 AVERAGE
Limit	Read	Ant	Cable	Preamp	Aux	APos	TPos	Remark																																																																										
Freq	Level	Line Margin	Level Factor	Loss Factor	Factor																																																																													
MHz	dBuV/m	dBuV/m	dB	dBuV	dB/m	dB	dB	cm	deg																																																																									
1	7252.60	40.54	54.00	-13.46	28.91	35.70	12.72	36.79	0.00	100	74 AVERAGE																																																																							
Limit	Read	Ant	Cable	Preamp	Aux	APos	TPos	Remark																																																																										
Freq	Level	Line Margin	Level Factor	Loss Factor	Factor																																																																													
MHz	dBuV/m	dBuV/m	dB	dBuV	dB/m	dB	dB	cm	deg																																																																									
1	6905.00	77.11	-----	-----	66.10	35.60	12.36	36.95	0.00	100	74 AVERAGE																																																																							

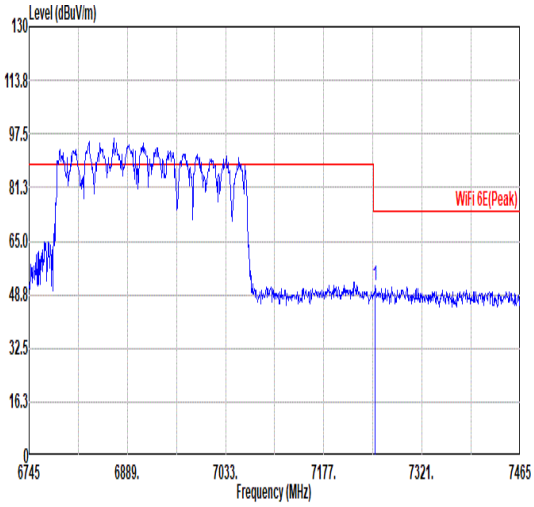
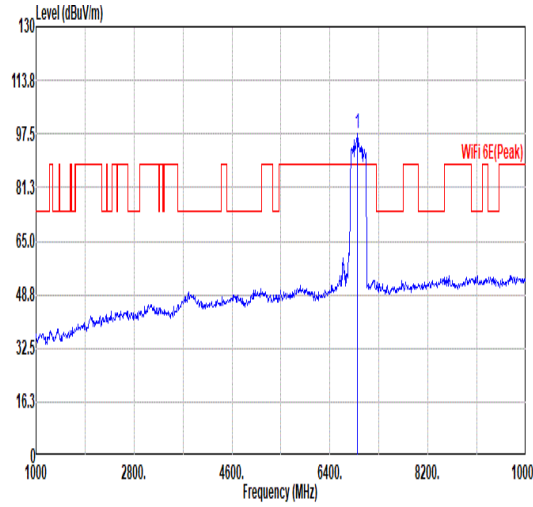
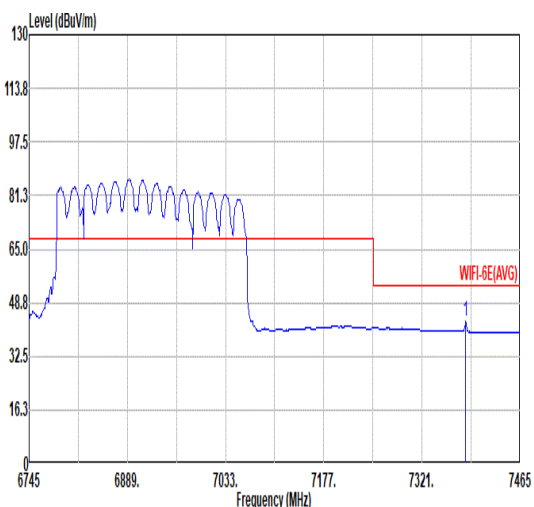
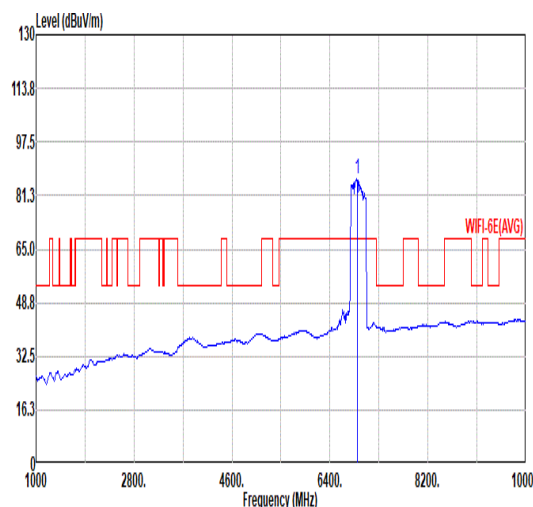


		135																																																																																								
Mode		Band Edge																																																																																								
		U-NII-8_6.525-7.125_802.11be EHT320_CH191_Large RU 996*3 ①_6905MHz																																																																																								
ANT		CDD 1+2																																																																																								
Pol.	Vertical	Fundamental																																																																																								
Peak	 <p>Level (dBuV/m) vs Frequency (MHz) plot for Vertical polarization. The plot shows a signal level around 81.3 dBuV/m between 6745 and 7033 MHz, dropping to approximately 48.8 dBuV/m after 7033 MHz. A red horizontal line indicates the limit at 81.3 dBuV/m. A peak is marked at 7321 MHz.</p> <table border="1"> <thead> <tr> <th>Limit</th> <th>Read</th> <th>Ant</th> <th>Cable</th> <th>Preamp</th> <th>Aux</th> <th>APos</th> <th>TPos</th> <th colspan="2"></th> </tr> <tr> <th>Freq</th> <th>Level</th> <th>Line</th> <th>Margin</th> <th>Level</th> <th>Factor</th> <th>Loss</th> <th>Factor</th> <th>Factor</th> <th>Remark</th> </tr> <tr> <th>MHz</th> <th>dBuV/m</th> <th>dBuV/m</th> <th>dB</th> <th>dBuV</th> <th>dB/m</th> <th>dB</th> <th>dB</th> <th>dB</th> <th>cm</th> <th>deg</th> </tr> </thead> <tbody> <tr> <td>1</td> <td>7287.16</td> <td>53.55</td> <td>74.00</td> <td>-20.45</td> <td>41.93</td> <td>35.70</td> <td>12.72</td> <td>36.80</td> <td>0.00</td> <td>298</td> <td>77</td> <td>PEAK</td> </tr> </tbody> </table>	Limit	Read	Ant	Cable	Preamp	Aux	APos	TPos			Freq	Level	Line	Margin	Level	Factor	Loss	Factor	Factor	Remark	MHz	dBuV/m	dBuV/m	dB	dBuV	dB/m	dB	dB	dB	cm	deg	1	7287.16	53.55	74.00	-20.45	41.93	35.70	12.72	36.80	0.00	298	77	PEAK	 <p>Level (dBuV/m) vs Frequency (MHz) plot for Fundamental polarization. The plot shows a signal level around 81.3 dBuV/m between 1000 and 10000 MHz. A red horizontal line indicates the limit at 81.3 dBuV/m. A peak is marked at 6905 MHz.</p> <table border="1"> <thead> <tr> <th>Limit</th> <th>Read</th> <th>Ant</th> <th>Cable</th> <th>Preamp</th> <th>Aux</th> <th>APos</th> <th>TPos</th> <th colspan="2"></th> </tr> <tr> <th>Freq</th> <th>Level</th> <th>Line</th> <th>Margin</th> <th>Level</th> <th>Factor</th> <th>Loss</th> <th>Factor</th> <th>Factor</th> <th>Remark</th> </tr> <tr> <th>MHz</th> <th>dBuV/m</th> <th>dBuV/m</th> <th>dB</th> <th>dBuV</th> <th>dB/m</th> <th>dB</th> <th>dB</th> <th>dB</th> <th>cm</th> <th>deg</th> </tr> </thead> <tbody> <tr> <td>1</td> <td>6905.00</td> <td>96.88</td> <td>-----</td> <td>-----</td> <td>85.90</td> <td>35.60</td> <td>12.38</td> <td>37.00</td> <td>0.00</td> <td>298</td> <td>77</td> <td>PEAK</td> </tr> </tbody> </table>	Limit	Read	Ant	Cable	Preamp	Aux	APos	TPos			Freq	Level	Line	Margin	Level	Factor	Loss	Factor	Factor	Remark	MHz	dBuV/m	dBuV/m	dB	dBuV	dB/m	dB	dB	dB	cm	deg	1	6905.00	96.88	-----	-----	85.90	35.60	12.38	37.00	0.00	298	77	PEAK
Limit	Read	Ant	Cable	Preamp	Aux	APos	TPos																																																																																			
Freq	Level	Line	Margin	Level	Factor	Loss	Factor	Factor	Remark																																																																																	
MHz	dBuV/m	dBuV/m	dB	dBuV	dB/m	dB	dB	dB	cm	deg																																																																																
1	7287.16	53.55	74.00	-20.45	41.93	35.70	12.72	36.80	0.00	298	77	PEAK																																																																														
Limit	Read	Ant	Cable	Preamp	Aux	APos	TPos																																																																																			
Freq	Level	Line	Margin	Level	Factor	Loss	Factor	Factor	Remark																																																																																	
MHz	dBuV/m	dBuV/m	dB	dBuV	dB/m	dB	dB	dB	cm	deg																																																																																
1	6905.00	96.88	-----	-----	85.90	35.60	12.38	37.00	0.00	298	77	PEAK																																																																														
Avg	 <p>Level (dBuV/m) vs Frequency (MHz) plot for Average Vertical polarization. The plot shows a signal level around 81.3 dBuV/m between 6745 and 7033 MHz, dropping to approximately 48.8 dBuV/m after 7033 MHz. A red horizontal line indicates the limit at 81.3 dBuV/m. A peak is marked at 7321 MHz.</p> <table border="1"> <thead> <tr> <th>Limit</th> <th>Read</th> <th>Ant</th> <th>Cable</th> <th>Preamp</th> <th>Aux</th> <th>APos</th> <th>TPos</th> <th colspan="2"></th> </tr> <tr> <th>Freq</th> <th>Level</th> <th>Line</th> <th>Margin</th> <th>Level</th> <th>Factor</th> <th>Loss</th> <th>Factor</th> <th>Factor</th> <th>Remark</th> </tr> <tr> <th>MHz</th> <th>dBuV/m</th> <th>dBuV/m</th> <th>dB</th> <th>dBuV</th> <th>dB/m</th> <th>dB</th> <th>dB</th> <th>dB</th> <th>cm</th> <th>deg</th> </tr> </thead> <tbody> <tr> <td>1</td> <td>7385.08</td> <td>41.75</td> <td>54.00</td> <td>-12.25</td> <td>30.04</td> <td>35.70</td> <td>12.73</td> <td>36.72</td> <td>0.00</td> <td>298</td> <td>77</td> <td>AVERAGE</td> </tr> </tbody> </table>	Limit	Read	Ant	Cable	Preamp	Aux	APos	TPos			Freq	Level	Line	Margin	Level	Factor	Loss	Factor	Factor	Remark	MHz	dBuV/m	dBuV/m	dB	dBuV	dB/m	dB	dB	dB	cm	deg	1	7385.08	41.75	54.00	-12.25	30.04	35.70	12.73	36.72	0.00	298	77	AVERAGE	 <p>Level (dBuV/m) vs Frequency (MHz) plot for Average Fundamental polarization. The plot shows a signal level around 81.3 dBuV/m between 1000 and 10000 MHz. A red horizontal line indicates the limit at 81.3 dBuV/m. A peak is marked at 6905 MHz.</p> <table border="1"> <thead> <tr> <th>Limit</th> <th>Read</th> <th>Ant</th> <th>Cable</th> <th>Preamp</th> <th>Aux</th> <th>APos</th> <th>TPos</th> <th colspan="2"></th> </tr> <tr> <th>Freq</th> <th>Level</th> <th>Line</th> <th>Margin</th> <th>Level</th> <th>Factor</th> <th>Loss</th> <th>Factor</th> <th>Factor</th> <th>Remark</th> </tr> <tr> <th>MHz</th> <th>dBuV/m</th> <th>dBuV/m</th> <th>dB</th> <th>dBuV</th> <th>dB/m</th> <th>dB</th> <th>dB</th> <th>dB</th> <th>cm</th> <th>deg</th> </tr> </thead> <tbody> <tr> <td>1</td> <td>6905.00</td> <td>85.55</td> <td>-----</td> <td>-----</td> <td>74.54</td> <td>35.60</td> <td>12.36</td> <td>36.95</td> <td>0.00</td> <td>298</td> <td>77</td> <td>AVERAGE</td> </tr> </tbody> </table>	Limit	Read	Ant	Cable	Preamp	Aux	APos	TPos			Freq	Level	Line	Margin	Level	Factor	Loss	Factor	Factor	Remark	MHz	dBuV/m	dBuV/m	dB	dBuV	dB/m	dB	dB	dB	cm	deg	1	6905.00	85.55	-----	-----	74.54	35.60	12.36	36.95	0.00	298	77	AVERAGE
Limit	Read	Ant	Cable	Preamp	Aux	APos	TPos																																																																																			
Freq	Level	Line	Margin	Level	Factor	Loss	Factor	Factor	Remark																																																																																	
MHz	dBuV/m	dBuV/m	dB	dBuV	dB/m	dB	dB	dB	cm	deg																																																																																
1	7385.08	41.75	54.00	-12.25	30.04	35.70	12.73	36.72	0.00	298	77	AVERAGE																																																																														
Limit	Read	Ant	Cable	Preamp	Aux	APos	TPos																																																																																			
Freq	Level	Line	Margin	Level	Factor	Loss	Factor	Factor	Remark																																																																																	
MHz	dBuV/m	dBuV/m	dB	dBuV	dB/m	dB	dB	dB	cm	deg																																																																																
1	6905.00	85.55	-----	-----	74.54	35.60	12.36	36.95	0.00	298	77	AVERAGE																																																																														



		136																																																																																		
Mode	Band Edge																																																																																			
	U-NII-8_6.525-7.125_802.11be EHT320_CH191_Large RU 996*3+484①_6905MHz																																																																																			
ANT	CDD 1+2																																																																																			
Pol.	Horizontal	Fundamental																																																																																		
Peak	<table border="1"> <thead> <tr> <th>Limit</th> <th>Read</th> <th>Ant</th> <th>Cable</th> <th>Preamp</th> <th>Aux</th> <th>APos</th> <th>TPos</th> <th>Remark</th> </tr> <tr> <th>Freq</th> <th>Level</th> <th>Line Margin</th> <th>Level Factor</th> <th>Loss Factor</th> <th>Factor</th> <th></th> <th></th> <th></th> </tr> <tr> <th>MHz</th> <th>dBuV/m</th> <th>dBuV/m</th> <th>dB</th> <th>dBuV</th> <th>dB/m</th> <th>dB</th> <th>dB</th> <th>cm</th> <th>deg</th> </tr> </thead> <tbody> <tr> <td>1</td> <td>7385.00</td> <td>55.04</td> <td>74.00</td> <td>-18.96</td> <td>43.32</td> <td>35.70</td> <td>12.73</td> <td>36.71</td> <td>0.00</td> <td>100</td> <td>72</td> <td>PEAK</td> </tr> </tbody> </table>	Limit	Read	Ant	Cable	Preamp	Aux	APos	TPos	Remark	Freq	Level	Line Margin	Level Factor	Loss Factor	Factor				MHz	dBuV/m	dBuV/m	dB	dBuV	dB/m	dB	dB	cm	deg	1	7385.00	55.04	74.00	-18.96	43.32	35.70	12.73	36.71	0.00	100	72	PEAK	<table border="1"> <thead> <tr> <th>Limit</th> <th>Read</th> <th>Ant</th> <th>Cable</th> <th>Preamp</th> <th>Aux</th> <th>APos</th> <th>TPos</th> <th>Remark</th> </tr> <tr> <th>Freq</th> <th>Level</th> <th>Line Margin</th> <th>Level Factor</th> <th>Loss Factor</th> <th>Factor</th> <th></th> <th></th> <th></th> </tr> <tr> <th>MHz</th> <th>dBuV/m</th> <th>dBuV/m</th> <th>dB</th> <th>dBuV</th> <th>dB/m</th> <th>dB</th> <th>dB</th> <th>cm</th> <th>deg</th> </tr> </thead> <tbody> <tr> <td>1</td> <td>6905.00</td> <td>92.95</td> <td>-----</td> <td>-----</td> <td>81.93</td> <td>35.60</td> <td>12.35</td> <td>36.93</td> <td>0.00</td> <td>100</td> <td>72</td> <td>PEAK</td> </tr> </tbody> </table>	Limit	Read	Ant	Cable	Preamp	Aux	APos	TPos	Remark	Freq	Level	Line Margin	Level Factor	Loss Factor	Factor				MHz	dBuV/m	dBuV/m	dB	dBuV	dB/m	dB	dB	cm	deg	1	6905.00	92.95	-----	-----	81.93	35.60	12.35	36.93	0.00	100	72	PEAK
	Limit	Read	Ant	Cable	Preamp	Aux	APos	TPos	Remark																																																																											
Freq	Level	Line Margin	Level Factor	Loss Factor	Factor																																																																															
MHz	dBuV/m	dBuV/m	dB	dBuV	dB/m	dB	dB	cm	deg																																																																											
1	7385.00	55.04	74.00	-18.96	43.32	35.70	12.73	36.71	0.00	100	72	PEAK																																																																								
Limit	Read	Ant	Cable	Preamp	Aux	APos	TPos	Remark																																																																												
Freq	Level	Line Margin	Level Factor	Loss Factor	Factor																																																																															
MHz	dBuV/m	dBuV/m	dB	dBuV	dB/m	dB	dB	cm	deg																																																																											
1	6905.00	92.95	-----	-----	81.93	35.60	12.35	36.93	0.00	100	72	PEAK																																																																								
Avg	<table border="1"> <thead> <tr> <th>Limit</th> <th>Read</th> <th>Ant</th> <th>Cable</th> <th>Preamp</th> <th>Aux</th> <th>APos</th> <th>TPos</th> <th>Remark</th> </tr> <tr> <th>Freq</th> <th>Level</th> <th>Line Margin</th> <th>Level Factor</th> <th>Loss Factor</th> <th>Factor</th> <th></th> <th></th> <th></th> </tr> <tr> <th>MHz</th> <th>dBuV/m</th> <th>dBuV/m</th> <th>dB</th> <th>dBuV</th> <th>dB/m</th> <th>dB</th> <th>dB</th> <th>cm</th> <th>deg</th> </tr> </thead> <tbody> <tr> <td>1</td> <td>7264.84</td> <td>40.57</td> <td>54.00</td> <td>-13.43</td> <td>28.94</td> <td>35.70</td> <td>12.72</td> <td>36.79</td> <td>0.00</td> <td>100</td> <td>72</td> <td>AVERAGE</td> </tr> </tbody> </table>	Limit	Read	Ant	Cable	Preamp	Aux	APos	TPos	Remark	Freq	Level	Line Margin	Level Factor	Loss Factor	Factor				MHz	dBuV/m	dBuV/m	dB	dBuV	dB/m	dB	dB	cm	deg	1	7264.84	40.57	54.00	-13.43	28.94	35.70	12.72	36.79	0.00	100	72	AVERAGE	<table border="1"> <thead> <tr> <th>Limit</th> <th>Read</th> <th>Ant</th> <th>Cable</th> <th>Preamp</th> <th>Aux</th> <th>APos</th> <th>TPos</th> <th>Remark</th> </tr> <tr> <th>Freq</th> <th>Level</th> <th>Line Margin</th> <th>Level Factor</th> <th>Loss Factor</th> <th>Factor</th> <th></th> <th></th> <th></th> </tr> <tr> <th>MHz</th> <th>dBuV/m</th> <th>dBuV/m</th> <th>dB</th> <th>dBuV</th> <th>dB/m</th> <th>dB</th> <th>dB</th> <th>cm</th> <th>deg</th> </tr> </thead> <tbody> <tr> <td>1</td> <td>6905.00</td> <td>78.31</td> <td>-----</td> <td>-----</td> <td>67.30</td> <td>35.60</td> <td>12.36</td> <td>36.95</td> <td>0.00</td> <td>100</td> <td>72</td> <td>AVERAGE</td> </tr> </tbody> </table>	Limit	Read	Ant	Cable	Preamp	Aux	APos	TPos	Remark	Freq	Level	Line Margin	Level Factor	Loss Factor	Factor				MHz	dBuV/m	dBuV/m	dB	dBuV	dB/m	dB	dB	cm	deg	1	6905.00	78.31	-----	-----	67.30	35.60	12.36	36.95	0.00	100	72	AVERAGE
Limit	Read	Ant	Cable	Preamp	Aux	APos	TPos	Remark																																																																												
Freq	Level	Line Margin	Level Factor	Loss Factor	Factor																																																																															
MHz	dBuV/m	dBuV/m	dB	dBuV	dB/m	dB	dB	cm	deg																																																																											
1	7264.84	40.57	54.00	-13.43	28.94	35.70	12.72	36.79	0.00	100	72	AVERAGE																																																																								
Limit	Read	Ant	Cable	Preamp	Aux	APos	TPos	Remark																																																																												
Freq	Level	Line Margin	Level Factor	Loss Factor	Factor																																																																															
MHz	dBuV/m	dBuV/m	dB	dBuV	dB/m	dB	dB	cm	deg																																																																											
1	6905.00	78.31	-----	-----	67.30	35.60	12.36	36.95	0.00	100	72	AVERAGE																																																																								



		136																																																																										
Mode	Band Edge																																																																											
	U-NII-8_6.525-7.125_802.11be EHT320_CH191_Large RU 996*3+484 ①_6905MHz																																																																											
ANT	CDD 1+2																																																																											
Pol.	Vertical	Fundamental																																																																										
Peak	 <p>Level (dBuV/m) vs Frequency (MHz) plot for Vertical Peak. The plot shows a signal level around 81.3 dBuV/m from 6745 to 7033 MHz, then dropping to approximately 48.8 dBuV/m. A red line indicates the 'Wifi 6E(Peak)' limit at 81.3 dBuV/m.</p> <table border="1"> <thead> <tr> <th>Limit</th> <th>Read</th> <th>Ant</th> <th>Cable</th> <th>Preamp</th> <th>Aux</th> <th>APos</th> <th>TPos</th> </tr> <tr> <th>Freq</th> <th>Level</th> <th>Line</th> <th>Margin</th> <th>Level</th> <th>Factor</th> <th>Loss</th> <th>Factor</th> </tr> <tr> <th>MHz</th> <th>dBuV/m</th> <th>dBuV/m</th> <th>dB</th> <th>dBuV</th> <th>dB/m</th> <th>dB</th> <th>dB</th> </tr> </thead> <tbody> <tr> <td>1</td> <td>7252.60</td> <td>51.30</td> <td>74.00</td> <td>-22.70</td> <td>39.67</td> <td>35.70</td> <td>12.72</td> <td>36.79</td> <td>0.00</td> <td>301</td> <td>93</td> <td>PEAK</td> </tr> </tbody> </table>	Limit	Read	Ant	Cable	Preamp	Aux	APos	TPos	Freq	Level	Line	Margin	Level	Factor	Loss	Factor	MHz	dBuV/m	dBuV/m	dB	dBuV	dB/m	dB	dB	1	7252.60	51.30	74.00	-22.70	39.67	35.70	12.72	36.79	0.00	301	93	PEAK	 <p>Level (dBuV/m) vs Frequency (MHz) plot for Fundamental Peak. The plot shows a signal level around 81.3 dBuV/m with a sharp peak at 6905 MHz. A red line indicates the 'Wifi 6E(Peak)' limit at 81.3 dBuV/m.</p> <table border="1"> <thead> <tr> <th>Limit</th> <th>Read</th> <th>Ant</th> <th>Cable</th> <th>Preamp</th> <th>Aux</th> <th>APos</th> <th>TPos</th> </tr> <tr> <th>Freq</th> <th>Level</th> <th>Line</th> <th>Margin</th> <th>Level</th> <th>Factor</th> <th>Loss</th> <th>Factor</th> </tr> <tr> <th>MHz</th> <th>dBuV/m</th> <th>dBuV/m</th> <th>dB</th> <th>dBuV</th> <th>dB/m</th> <th>dB</th> <th>dB</th> </tr> </thead> <tbody> <tr> <td>1</td> <td>6905.00</td> <td>97.62</td> <td>-----</td> <td>-----</td> <td>86.60</td> <td>35.60</td> <td>12.35</td> <td>36.93</td> <td>0.00</td> <td>301</td> <td>93</td> <td>PEAK</td> </tr> </tbody> </table>	Limit	Read	Ant	Cable	Preamp	Aux	APos	TPos	Freq	Level	Line	Margin	Level	Factor	Loss	Factor	MHz	dBuV/m	dBuV/m	dB	dBuV	dB/m	dB	dB	1	6905.00	97.62	-----	-----	86.60	35.60	12.35	36.93	0.00	301	93	PEAK
	Limit	Read	Ant	Cable	Preamp	Aux	APos	TPos																																																																				
Freq	Level	Line	Margin	Level	Factor	Loss	Factor																																																																					
MHz	dBuV/m	dBuV/m	dB	dBuV	dB/m	dB	dB																																																																					
1	7252.60	51.30	74.00	-22.70	39.67	35.70	12.72	36.79	0.00	301	93	PEAK																																																																
Limit	Read	Ant	Cable	Preamp	Aux	APos	TPos																																																																					
Freq	Level	Line	Margin	Level	Factor	Loss	Factor																																																																					
MHz	dBuV/m	dBuV/m	dB	dBuV	dB/m	dB	dB																																																																					
1	6905.00	97.62	-----	-----	86.60	35.60	12.35	36.93	0.00	301	93	PEAK																																																																
Avg	 <p>Level (dBuV/m) vs Frequency (MHz) plot for Vertical Average. The plot shows a signal level around 81.3 dBuV/m from 6745 to 7033 MHz, then dropping to approximately 48.8 dBuV/m. A red line indicates the 'Wifi 6E(AVG)' limit at 81.3 dBuV/m.</p> <table border="1"> <thead> <tr> <th>Limit</th> <th>Read</th> <th>Ant</th> <th>Cable</th> <th>Preamp</th> <th>Aux</th> <th>APos</th> <th>TPos</th> </tr> <tr> <th>Freq</th> <th>Level</th> <th>Line</th> <th>Margin</th> <th>Level</th> <th>Factor</th> <th>Loss</th> <th>Factor</th> </tr> <tr> <th>MHz</th> <th>dBuV/m</th> <th>dBuV/m</th> <th>dB</th> <th>dBuV</th> <th>dB/m</th> <th>dB</th> <th>dB</th> </tr> </thead> <tbody> <tr> <td>1</td> <td>7385.08</td> <td>43.04</td> <td>54.00</td> <td>-10.96</td> <td>31.33</td> <td>35.70</td> <td>12.73</td> <td>36.72</td> <td>0.00</td> <td>301</td> <td>93</td> <td>AVERAGE</td> </tr> </tbody> </table>	Limit	Read	Ant	Cable	Preamp	Aux	APos	TPos	Freq	Level	Line	Margin	Level	Factor	Loss	Factor	MHz	dBuV/m	dBuV/m	dB	dBuV	dB/m	dB	dB	1	7385.08	43.04	54.00	-10.96	31.33	35.70	12.73	36.72	0.00	301	93	AVERAGE	 <p>Level (dBuV/m) vs Frequency (MHz) plot for Fundamental Average. The plot shows a signal level around 81.3 dBuV/m with a sharp peak at 6905 MHz. A red line indicates the 'Wifi 6E(AVG)' limit at 81.3 dBuV/m.</p> <table border="1"> <thead> <tr> <th>Limit</th> <th>Read</th> <th>Ant</th> <th>Cable</th> <th>Preamp</th> <th>Aux</th> <th>APos</th> <th>TPos</th> </tr> <tr> <th>Freq</th> <th>Level</th> <th>Line</th> <th>Margin</th> <th>Level</th> <th>Factor</th> <th>Loss</th> <th>Factor</th> </tr> <tr> <th>MHz</th> <th>dBuV/m</th> <th>dBuV/m</th> <th>dB</th> <th>dBuV</th> <th>dB/m</th> <th>dB</th> <th>dB</th> </tr> </thead> <tbody> <tr> <td>1</td> <td>6905.00</td> <td>86.53</td> <td>-----</td> <td>-----</td> <td>75.49</td> <td>35.60</td> <td>12.35</td> <td>36.91</td> <td>0.00</td> <td>301</td> <td>93</td> <td>AVERAGE</td> </tr> </tbody> </table>	Limit	Read	Ant	Cable	Preamp	Aux	APos	TPos	Freq	Level	Line	Margin	Level	Factor	Loss	Factor	MHz	dBuV/m	dBuV/m	dB	dBuV	dB/m	dB	dB	1	6905.00	86.53	-----	-----	75.49	35.60	12.35	36.91	0.00	301	93	AVERAGE
Limit	Read	Ant	Cable	Preamp	Aux	APos	TPos																																																																					
Freq	Level	Line	Margin	Level	Factor	Loss	Factor																																																																					
MHz	dBuV/m	dBuV/m	dB	dBuV	dB/m	dB	dB																																																																					
1	7385.08	43.04	54.00	-10.96	31.33	35.70	12.73	36.72	0.00	301	93	AVERAGE																																																																
Limit	Read	Ant	Cable	Preamp	Aux	APos	TPos																																																																					
Freq	Level	Line	Margin	Level	Factor	Loss	Factor																																																																					
MHz	dBuV/m	dBuV/m	dB	dBuV	dB/m	dB	dB																																																																					
1	6905.00	86.53	-----	-----	75.49	35.60	12.35	36.91	0.00	301	93	AVERAGE																																																																



137																																							
Band Edge																																							
U-NII-8_6.525-7.125_802.11a_CH233_7115MHz																																							
ANT CDD 1+2																																							
Pol.	Horizontal																																						
Peak	<p>Level (dBuV/m) vs Frequency (MHz) plot showing a peak at 7115 MHz. The y-axis ranges from 0 to 130 dBuV/m, and the x-axis ranges from 7085 to 7245 MHz. A red horizontal line indicates the limit at approximately 81.3 dBuV/m. The plot is labeled 'Wifi 6E(Peak)'.</p> <table border="1"> <thead> <tr> <th>Limit</th> <th>Read</th> <th>Ant</th> <th>Cable</th> <th>Preamp</th> <th>Aux</th> <th>APos</th> <th>TPos</th> <th>Remark</th> </tr> <tr> <th>Freq</th> <th>Level</th> <th>Line</th> <th>Margin</th> <th>Level</th> <th>Factor</th> <th>Loss</th> <th>Factor</th> <th>Factor</th> </tr> <tr> <th>MHz</th> <th>dBuV/m</th> <th>dBuV/m</th> <th>dB</th> <th>dBuV</th> <th>dB/m</th> <th>dB</th> <th>dB</th> <th>dB</th> </tr> </thead> <tbody> <tr> <td>1 7125.00</td> <td>69.80</td> <td>88.20</td> <td>-18.40</td> <td>58.47</td> <td>35.70</td> <td>12.62</td> <td>36.99</td> <td>0.00</td> <td>104</td> <td>172 PEAK</td> </tr> </tbody> </table>	Limit	Read	Ant	Cable	Preamp	Aux	APos	TPos	Remark	Freq	Level	Line	Margin	Level	Factor	Loss	Factor	Factor	MHz	dBuV/m	dBuV/m	dB	dBuV	dB/m	dB	dB	dB	1 7125.00	69.80	88.20	-18.40	58.47	35.70	12.62	36.99	0.00	104	172 PEAK
	Limit	Read	Ant	Cable	Preamp	Aux	APos	TPos	Remark																														
Freq	Level	Line	Margin	Level	Factor	Loss	Factor	Factor																															
MHz	dBuV/m	dBuV/m	dB	dBuV	dB/m	dB	dB	dB																															
1 7125.00	69.80	88.20	-18.40	58.47	35.70	12.62	36.99	0.00	104	172 PEAK																													
<p>Level (dBuV/m) vs Frequency (MHz) plot showing a peak at 7115 MHz. The y-axis ranges from 0 to 130 dBuV/m, and the x-axis ranges from 1000 to 10000 MHz. A red horizontal line indicates the limit at approximately 81.3 dBuV/m. The plot is labeled 'Wifi 6E(Peak)'.</p> <table border="1"> <thead> <tr> <th>Limit</th> <th>Read</th> <th>Ant</th> <th>Cable</th> <th>Preamp</th> <th>Aux</th> <th>APos</th> <th>TPos</th> <th>Remark</th> </tr> <tr> <th>Freq</th> <th>Level</th> <th>Line</th> <th>Margin</th> <th>Level</th> <th>Factor</th> <th>Loss</th> <th>Factor</th> <th>Factor</th> </tr> <tr> <th>MHz</th> <th>dBuV/m</th> <th>dBuV/m</th> <th>dB</th> <th>dBuV</th> <th>dB/m</th> <th>dB</th> <th>dB</th> <th>dB</th> </tr> </thead> <tbody> <tr> <td>1 7115.00</td> <td>91.09</td> <td>-----</td> <td>-----</td> <td>79.78</td> <td>35.70</td> <td>12.61</td> <td>37.00</td> <td>0.00</td> <td>104</td> <td>172 PEAK</td> </tr> </tbody> </table>	Limit	Read	Ant	Cable	Preamp	Aux	APos	TPos	Remark	Freq	Level	Line	Margin	Level	Factor	Loss	Factor	Factor	MHz	dBuV/m	dBuV/m	dB	dBuV	dB/m	dB	dB	dB	1 7115.00	91.09	-----	-----	79.78	35.70	12.61	37.00	0.00	104	172 PEAK	
Limit	Read	Ant	Cable	Preamp	Aux	APos	TPos	Remark																															
Freq	Level	Line	Margin	Level	Factor	Loss	Factor	Factor																															
MHz	dBuV/m	dBuV/m	dB	dBuV	dB/m	dB	dB	dB																															
1 7115.00	91.09	-----	-----	79.78	35.70	12.61	37.00	0.00	104	172 PEAK																													
Avg	<p>Level (dBuV/m) vs Frequency (MHz) plot showing the average spectrum. The y-axis ranges from 0 to 130 dBuV/m, and the x-axis ranges from 7085 to 7245 MHz. A red horizontal line indicates the limit at approximately 65.0 dBuV/m. The plot is labeled 'Wifi 6E(AVG)'.</p> <table border="1"> <thead> <tr> <th>Limit</th> <th>Read</th> <th>Ant</th> <th>Cable</th> <th>Preamp</th> <th>Aux</th> <th>APos</th> <th>TPos</th> <th>Remark</th> </tr> <tr> <th>Freq</th> <th>Level</th> <th>Line</th> <th>Margin</th> <th>Level</th> <th>Factor</th> <th>Loss</th> <th>Factor</th> <th>Factor</th> </tr> <tr> <th>MHz</th> <th>dBuV/m</th> <th>dBuV/m</th> <th>dB</th> <th>dBuV</th> <th>dB/m</th> <th>dB</th> <th>dB</th> <th>dB</th> </tr> </thead> <tbody> <tr> <td>1 7125.00</td> <td>60.39</td> <td>68.20</td> <td>-7.81</td> <td>49.06</td> <td>35.70</td> <td>12.62</td> <td>36.99</td> <td>0.00</td> <td>104</td> <td>172 AVERAGE</td> </tr> </tbody> </table>	Limit	Read	Ant	Cable	Preamp	Aux	APos	TPos	Remark	Freq	Level	Line	Margin	Level	Factor	Loss	Factor	Factor	MHz	dBuV/m	dBuV/m	dB	dBuV	dB/m	dB	dB	dB	1 7125.00	60.39	68.20	-7.81	49.06	35.70	12.62	36.99	0.00	104	172 AVERAGE
Limit	Read	Ant	Cable	Preamp	Aux	APos	TPos	Remark																															
Freq	Level	Line	Margin	Level	Factor	Loss	Factor	Factor																															
MHz	dBuV/m	dBuV/m	dB	dBuV	dB/m	dB	dB	dB																															
1 7125.00	60.39	68.20	-7.81	49.06	35.70	12.62	36.99	0.00	104	172 AVERAGE																													
	<p>Level (dBuV/m) vs Frequency (MHz) plot showing the average fundamental spectrum. The y-axis ranges from 0 to 130 dBuV/m, and the x-axis ranges from 1000 to 10000 MHz. A red horizontal line indicates the limit at approximately 65.0 dBuV/m. The plot is labeled 'Wifi 6E(AVG)'.</p> <table border="1"> <thead> <tr> <th>Limit</th> <th>Read</th> <th>Ant</th> <th>Cable</th> <th>Preamp</th> <th>Aux</th> <th>APos</th> <th>TPos</th> <th>Remark</th> </tr> <tr> <th>Freq</th> <th>Level</th> <th>Line</th> <th>Margin</th> <th>Level</th> <th>Factor</th> <th>Loss</th> <th>Factor</th> <th>Factor</th> </tr> <tr> <th>MHz</th> <th>dBuV/m</th> <th>dBuV/m</th> <th>dB</th> <th>dBuV</th> <th>dB/m</th> <th>dB</th> <th>dB</th> <th>dB</th> </tr> </thead> <tbody> <tr> <td>1 7115.00</td> <td>82.03</td> <td>-----</td> <td>-----</td> <td>70.74</td> <td>35.70</td> <td>12.60</td> <td>37.01</td> <td>0.00</td> <td>104</td> <td>172 AVERAGE</td> </tr> </tbody> </table>	Limit	Read	Ant	Cable	Preamp	Aux	APos	TPos	Remark	Freq	Level	Line	Margin	Level	Factor	Loss	Factor	Factor	MHz	dBuV/m	dBuV/m	dB	dBuV	dB/m	dB	dB	dB	1 7115.00	82.03	-----	-----	70.74	35.70	12.60	37.01	0.00	104	172 AVERAGE
Limit	Read	Ant	Cable	Preamp	Aux	APos	TPos	Remark																															
Freq	Level	Line	Margin	Level	Factor	Loss	Factor	Factor																															
MHz	dBuV/m	dBuV/m	dB	dBuV	dB/m	dB	dB	dB																															
1 7115.00	82.03	-----	-----	70.74	35.70	12.60	37.01	0.00	104	172 AVERAGE																													



		137																																																																																						
Mode	Band Edge																																																																																							
	U-NII-8_6.525-7.125_802.11a_CH233_7115MHz																																																																																							
ANT	CDD 1+2																																																																																							
Pol.	Vertical	Fundamental																																																																																						
Peak																																																																																								
	<table border="1"> <thead> <tr> <th></th> <th>Limit</th> <th>Read</th> <th>Ant</th> <th>Cable</th> <th>Preamp</th> <th>Aux</th> <th>APos</th> <th>TPos</th> <th></th> </tr> <tr> <th>Freq</th> <th>Level</th> <th>Line Margin</th> <th>Level Factor</th> <th>Loss Factor</th> <th>Loss Factor</th> <th>Factor</th> <th></th> <th></th> <th>Remark</th> </tr> <tr> <th></th> <th>MHz</th> <th>dBuV/m</th> <th>dBuV/m</th> <th>dB</th> <th>dBuV</th> <th>dB/m</th> <th>dB</th> <th>dB</th> <th>cm</th> <th>deg</th> </tr> </thead> <tbody> <tr> <td>1</td> <td>7126.12</td> <td>79.59</td> <td>88.20</td> <td>-8.61</td> <td>68.26</td> <td>35.70</td> <td>12.62</td> <td>36.99</td> <td>0.00</td> <td>320</td> <td>281 PEAK</td> </tr> </tbody> </table>		Limit	Read	Ant	Cable	Preamp	Aux	APos	TPos		Freq	Level	Line Margin	Level Factor	Loss Factor	Loss Factor	Factor			Remark		MHz	dBuV/m	dBuV/m	dB	dBuV	dB/m	dB	dB	cm	deg	1	7126.12	79.59	88.20	-8.61	68.26	35.70	12.62	36.99	0.00	320	281 PEAK	<table border="1"> <thead> <tr> <th></th> <th>Limit</th> <th>Read</th> <th>Ant</th> <th>Cable</th> <th>Preamp</th> <th>Aux</th> <th>APos</th> <th>TPos</th> <th></th> </tr> <tr> <th>Freq</th> <th>Level</th> <th>Line Margin</th> <th>Level Factor</th> <th>Loss Factor</th> <th>Loss Factor</th> <th>Factor</th> <th></th> <th></th> <th>Remark</th> </tr> <tr> <th></th> <th>MHz</th> <th>dBuV/m</th> <th>dBuV/m</th> <th>dB</th> <th>dBuV</th> <th>dB/m</th> <th>dB</th> <th>dB</th> <th>cm</th> <th>deg</th> </tr> </thead> <tbody> <tr> <td>1</td> <td>7115.00</td> <td>99.17</td> <td>-----</td> <td>-----</td> <td>87.88</td> <td>35.70</td> <td>12.60</td> <td>37.01</td> <td>0.00</td> <td>320</td> <td>281 PEAK</td> </tr> </tbody> </table>			Limit	Read	Ant	Cable	Preamp	Aux	APos	TPos		Freq	Level	Line Margin	Level Factor	Loss Factor	Loss Factor	Factor			Remark		MHz	dBuV/m	dBuV/m	dB	dBuV	dB/m	dB	dB	cm	deg	1	7115.00	99.17	-----	-----	87.88	35.70	12.60	37.01	0.00	320
	Limit	Read	Ant	Cable	Preamp	Aux	APos	TPos																																																																																
Freq	Level	Line Margin	Level Factor	Loss Factor	Loss Factor	Factor			Remark																																																																															
	MHz	dBuV/m	dBuV/m	dB	dBuV	dB/m	dB	dB	cm	deg																																																																														
1	7126.12	79.59	88.20	-8.61	68.26	35.70	12.62	36.99	0.00	320	281 PEAK																																																																													
	Limit	Read	Ant	Cable	Preamp	Aux	APos	TPos																																																																																
Freq	Level	Line Margin	Level Factor	Loss Factor	Loss Factor	Factor			Remark																																																																															
	MHz	dBuV/m	dBuV/m	dB	dBuV	dB/m	dB	dB	cm	deg																																																																														
1	7115.00	99.17	-----	-----	87.88	35.70	12.60	37.01	0.00	320	281 PEAK																																																																													
Avg																																																																																								
	<table border="1"> <thead> <tr> <th></th> <th>Limit</th> <th>Read</th> <th>Ant</th> <th>Cable</th> <th>Preamp</th> <th>Aux</th> <th>APos</th> <th>TPos</th> <th></th> </tr> <tr> <th>Freq</th> <th>Level</th> <th>Line Margin</th> <th>Level Factor</th> <th>Loss Factor</th> <th>Loss Factor</th> <th>Factor</th> <th></th> <th></th> <th>Remark</th> </tr> <tr> <th></th> <th>MHz</th> <th>dBuV/m</th> <th>dBuV/m</th> <th>dB</th> <th>dBuV</th> <th>dB/m</th> <th>dB</th> <th>dB</th> <th>cm</th> <th>deg</th> </tr> </thead> <tbody> <tr> <td>1</td> <td>7125.00</td> <td>67.36</td> <td>68.20</td> <td>-0.84</td> <td>56.03</td> <td>35.70</td> <td>12.62</td> <td>36.99</td> <td>0.00</td> <td>320</td> <td>281 AVERAGE</td> </tr> </tbody> </table>		Limit	Read	Ant	Cable	Preamp	Aux	APos	TPos		Freq	Level	Line Margin	Level Factor	Loss Factor	Loss Factor	Factor			Remark		MHz	dBuV/m	dBuV/m	dB	dBuV	dB/m	dB	dB	cm	deg	1	7125.00	67.36	68.20	-0.84	56.03	35.70	12.62	36.99	0.00	320	281 AVERAGE	<table border="1"> <thead> <tr> <th></th> <th>Limit</th> <th>Read</th> <th>Ant</th> <th>Cable</th> <th>Preamp</th> <th>Aux</th> <th>APos</th> <th>TPos</th> <th></th> </tr> <tr> <th>Freq</th> <th>Level</th> <th>Line Margin</th> <th>Level Factor</th> <th>Loss Factor</th> <th>Loss Factor</th> <th>Factor</th> <th></th> <th></th> <th>Remark</th> </tr> <tr> <th></th> <th>MHz</th> <th>dBuV/m</th> <th>dBuV/m</th> <th>dB</th> <th>dBuV</th> <th>dB/m</th> <th>dB</th> <th>dB</th> <th>cm</th> <th>deg</th> </tr> </thead> <tbody> <tr> <td>1</td> <td>7115.00</td> <td>90.25</td> <td>-----</td> <td>-----</td> <td>78.96</td> <td>35.70</td> <td>12.60</td> <td>37.01</td> <td>0.00</td> <td>320</td> <td>281 AVERAGE</td> </tr> </tbody> </table>			Limit	Read	Ant	Cable	Preamp	Aux	APos	TPos		Freq	Level	Line Margin	Level Factor	Loss Factor	Loss Factor	Factor			Remark		MHz	dBuV/m	dBuV/m	dB	dBuV	dB/m	dB	dB	cm	deg	1	7115.00	90.25	-----	-----	78.96	35.70	12.60	37.01	0.00	320
	Limit	Read	Ant	Cable	Preamp	Aux	APos	TPos																																																																																
Freq	Level	Line Margin	Level Factor	Loss Factor	Loss Factor	Factor			Remark																																																																															
	MHz	dBuV/m	dBuV/m	dB	dBuV	dB/m	dB	dB	cm	deg																																																																														
1	7125.00	67.36	68.20	-0.84	56.03	35.70	12.62	36.99	0.00	320	281 AVERAGE																																																																													
	Limit	Read	Ant	Cable	Preamp	Aux	APos	TPos																																																																																
Freq	Level	Line Margin	Level Factor	Loss Factor	Loss Factor	Factor			Remark																																																																															
	MHz	dBuV/m	dBuV/m	dB	dBuV	dB/m	dB	dB	cm	deg																																																																														
1	7115.00	90.25	-----	-----	78.96	35.70	12.60	37.01	0.00	320	281 AVERAGE																																																																													



Mode	137																																																																							
	Harmonic																																																																							
	U-NII-8_6.525-7.125_802.11a_CH233_7115MHz																																																																							
ANT	CDD 1+2																																																																							
Pol.	Horizontal	Vertical																																																																						
Peak Avg	<table border="1"> <thead> <tr> <th>Limit</th> <th>Read</th> <th>Ant</th> <th>Cable</th> <th>Preamp</th> <th>Aux</th> <th>APos</th> <th>TPos</th> </tr> <tr> <th>Freq</th> <th>Level</th> <th>Line Margin</th> <th>Level Factor</th> <th>Loss Factor</th> <th>Factor</th> <th></th> <th>Remark</th> </tr> <tr> <th>MHz</th> <th>dBuV/m</th> <th>dBuV/m</th> <th>dB</th> <th>dBuV</th> <th>dB/m</th> <th>dB</th> <th>dB</th> </tr> </thead> <tbody> <tr> <td>1 14230.00</td> <td>47.33</td> <td>88.20</td> <td>-40.87</td> <td>54.80</td> <td>38.91</td> <td>18.19</td> <td>64.57</td> <td>0.00</td> <td>--</td> <td>PEAK</td> </tr> </tbody> </table>	Limit	Read	Ant	Cable	Preamp	Aux	APos	TPos	Freq	Level	Line Margin	Level Factor	Loss Factor	Factor		Remark	MHz	dBuV/m	dBuV/m	dB	dBuV	dB/m	dB	dB	1 14230.00	47.33	88.20	-40.87	54.80	38.91	18.19	64.57	0.00	--	PEAK	<table border="1"> <thead> <tr> <th>Limit</th> <th>Read</th> <th>Ant</th> <th>Cable</th> <th>Preamp</th> <th>Aux</th> <th>APos</th> <th>TPos</th> </tr> <tr> <th>Freq</th> <th>Level</th> <th>Line Margin</th> <th>Level Factor</th> <th>Loss Factor</th> <th>Factor</th> <th></th> <th>Remark</th> </tr> <tr> <th>MHz</th> <th>dBuV/m</th> <th>dBuV/m</th> <th>dB</th> <th>dBuV</th> <th>dB/m</th> <th>dB</th> <th>dB</th> </tr> </thead> <tbody> <tr> <td>1 14230.00</td> <td>47.21</td> <td>88.20</td> <td>-40.99</td> <td>54.68</td> <td>38.91</td> <td>18.19</td> <td>64.57</td> <td>0.00</td> <td>--</td> <td>PEAK</td> </tr> </tbody> </table>	Limit	Read	Ant	Cable	Preamp	Aux	APos	TPos	Freq	Level	Line Margin	Level Factor	Loss Factor	Factor		Remark	MHz	dBuV/m	dBuV/m	dB	dBuV	dB/m	dB	dB	1 14230.00	47.21	88.20	-40.99	54.68	38.91	18.19	64.57	0.00	--	PEAK
Limit	Read	Ant	Cable	Preamp	Aux	APos	TPos																																																																	
Freq	Level	Line Margin	Level Factor	Loss Factor	Factor		Remark																																																																	
MHz	dBuV/m	dBuV/m	dB	dBuV	dB/m	dB	dB																																																																	
1 14230.00	47.33	88.20	-40.87	54.80	38.91	18.19	64.57	0.00	--	PEAK																																																														
Limit	Read	Ant	Cable	Preamp	Aux	APos	TPos																																																																	
Freq	Level	Line Margin	Level Factor	Loss Factor	Factor		Remark																																																																	
MHz	dBuV/m	dBuV/m	dB	dBuV	dB/m	dB	dB																																																																	
1 14230.00	47.21	88.20	-40.99	54.68	38.91	18.19	64.57	0.00	--	PEAK																																																														



		138																																																																																		
Mode	Band Edge																																																																																			
	U-NII-8_6.525-7.125_802.11ax HE20_CH233_Full_7115MHz																																																																																			
ANT	CDD 1+2																																																																																			
Pol.	Horizontal	Fundamental																																																																																		
Peak	<table border="1"> <thead> <tr> <th>Limit</th> <th>Read</th> <th>Ant</th> <th>Cable</th> <th>Preamp</th> <th>Aux</th> <th>APos</th> <th>TPos</th> <th>Remark</th> </tr> <tr> <th>Freq</th> <th>Level</th> <th>Line Margin</th> <th>Level Factor</th> <th>Loss Factor</th> <th>Factor</th> <th></th> <th></th> <th></th> </tr> <tr> <th>MHz</th> <th>dBuV/m</th> <th>dBuV/m</th> <th>dB</th> <th>dBuV</th> <th>dB/m</th> <th>dB</th> <th>dB</th> <th>cm</th> <th>deg</th> </tr> </thead> <tbody> <tr> <td>1</td> <td>7125.00</td> <td>65.14</td> <td>88.20</td> <td>-23.06</td> <td>53.81</td> <td>35.70</td> <td>12.62</td> <td>36.99</td> <td>0.00</td> <td>100</td> <td>216</td> <td>PEAK</td> </tr> </tbody> </table>	Limit	Read	Ant	Cable	Preamp	Aux	APos	TPos	Remark	Freq	Level	Line Margin	Level Factor	Loss Factor	Factor				MHz	dBuV/m	dBuV/m	dB	dBuV	dB/m	dB	dB	cm	deg	1	7125.00	65.14	88.20	-23.06	53.81	35.70	12.62	36.99	0.00	100	216	PEAK	<table border="1"> <thead> <tr> <th>Limit</th> <th>Read</th> <th>Ant</th> <th>Cable</th> <th>Preamp</th> <th>Aux</th> <th>APos</th> <th>TPos</th> <th>Remark</th> </tr> <tr> <th>Freq</th> <th>Level</th> <th>Line Margin</th> <th>Level Factor</th> <th>Loss Factor</th> <th>Factor</th> <th></th> <th></th> <th></th> </tr> <tr> <th>MHz</th> <th>dBuV/m</th> <th>dBuV/m</th> <th>dB</th> <th>dBuV</th> <th>dB/m</th> <th>dB</th> <th>dB</th> <th>cm</th> <th>deg</th> </tr> </thead> <tbody> <tr> <td>1</td> <td>7115.00</td> <td>75.92</td> <td>-----</td> <td>-----</td> <td>64.63</td> <td>35.70</td> <td>12.60</td> <td>37.01</td> <td>0.00</td> <td>100</td> <td>216</td> <td>PEAK</td> </tr> </tbody> </table>	Limit	Read	Ant	Cable	Preamp	Aux	APos	TPos	Remark	Freq	Level	Line Margin	Level Factor	Loss Factor	Factor				MHz	dBuV/m	dBuV/m	dB	dBuV	dB/m	dB	dB	cm	deg	1	7115.00	75.92	-----	-----	64.63	35.70	12.60	37.01	0.00	100	216	PEAK
	Limit	Read	Ant	Cable	Preamp	Aux	APos	TPos	Remark																																																																											
Freq	Level	Line Margin	Level Factor	Loss Factor	Factor																																																																															
MHz	dBuV/m	dBuV/m	dB	dBuV	dB/m	dB	dB	cm	deg																																																																											
1	7125.00	65.14	88.20	-23.06	53.81	35.70	12.62	36.99	0.00	100	216	PEAK																																																																								
Limit	Read	Ant	Cable	Preamp	Aux	APos	TPos	Remark																																																																												
Freq	Level	Line Margin	Level Factor	Loss Factor	Factor																																																																															
MHz	dBuV/m	dBuV/m	dB	dBuV	dB/m	dB	dB	cm	deg																																																																											
1	7115.00	75.92	-----	-----	64.63	35.70	12.60	37.01	0.00	100	216	PEAK																																																																								
Avg	<table border="1"> <thead> <tr> <th>Limit</th> <th>Read</th> <th>Ant</th> <th>Cable</th> <th>Preamp</th> <th>Aux</th> <th>APos</th> <th>TPos</th> <th>Remark</th> </tr> <tr> <th>Freq</th> <th>Level</th> <th>Line Margin</th> <th>Level Factor</th> <th>Loss Factor</th> <th>Factor</th> <th></th> <th></th> <th></th> </tr> <tr> <th>MHz</th> <th>dBuV/m</th> <th>dBuV/m</th> <th>dB</th> <th>dBuV</th> <th>dB/m</th> <th>dB</th> <th>dB</th> <th>cm</th> <th>deg</th> </tr> </thead> <tbody> <tr> <td>1</td> <td>7125.00</td> <td>55.03</td> <td>68.20</td> <td>-13.17</td> <td>43.70</td> <td>35.70</td> <td>12.62</td> <td>36.99</td> <td>0.00</td> <td>100</td> <td>216</td> <td>AVERAGE</td> </tr> </tbody> </table>	Limit	Read	Ant	Cable	Preamp	Aux	APos	TPos	Remark	Freq	Level	Line Margin	Level Factor	Loss Factor	Factor				MHz	dBuV/m	dBuV/m	dB	dBuV	dB/m	dB	dB	cm	deg	1	7125.00	55.03	68.20	-13.17	43.70	35.70	12.62	36.99	0.00	100	216	AVERAGE	<table border="1"> <thead> <tr> <th>Limit</th> <th>Read</th> <th>Ant</th> <th>Cable</th> <th>Preamp</th> <th>Aux</th> <th>APos</th> <th>TPos</th> <th>Remark</th> </tr> <tr> <th>Freq</th> <th>Level</th> <th>Line Margin</th> <th>Level Factor</th> <th>Loss Factor</th> <th>Factor</th> <th></th> <th></th> <th></th> </tr> <tr> <th>MHz</th> <th>dBuV/m</th> <th>dBuV/m</th> <th>dB</th> <th>dBuV</th> <th>dB/m</th> <th>dB</th> <th>dB</th> <th>cm</th> <th>deg</th> </tr> </thead> <tbody> <tr> <td>1</td> <td>7115.00</td> <td>65.53</td> <td>-----</td> <td>-----</td> <td>54.24</td> <td>35.70</td> <td>12.60</td> <td>37.01</td> <td>0.00</td> <td>100</td> <td>216</td> <td>AVERAGE</td> </tr> </tbody> </table>	Limit	Read	Ant	Cable	Preamp	Aux	APos	TPos	Remark	Freq	Level	Line Margin	Level Factor	Loss Factor	Factor				MHz	dBuV/m	dBuV/m	dB	dBuV	dB/m	dB	dB	cm	deg	1	7115.00	65.53	-----	-----	54.24	35.70	12.60	37.01	0.00	100	216	AVERAGE
Limit	Read	Ant	Cable	Preamp	Aux	APos	TPos	Remark																																																																												
Freq	Level	Line Margin	Level Factor	Loss Factor	Factor																																																																															
MHz	dBuV/m	dBuV/m	dB	dBuV	dB/m	dB	dB	cm	deg																																																																											
1	7125.00	55.03	68.20	-13.17	43.70	35.70	12.62	36.99	0.00	100	216	AVERAGE																																																																								
Limit	Read	Ant	Cable	Preamp	Aux	APos	TPos	Remark																																																																												
Freq	Level	Line Margin	Level Factor	Loss Factor	Factor																																																																															
MHz	dBuV/m	dBuV/m	dB	dBuV	dB/m	dB	dB	cm	deg																																																																											
1	7115.00	65.53	-----	-----	54.24	35.70	12.60	37.01	0.00	100	216	AVERAGE																																																																								

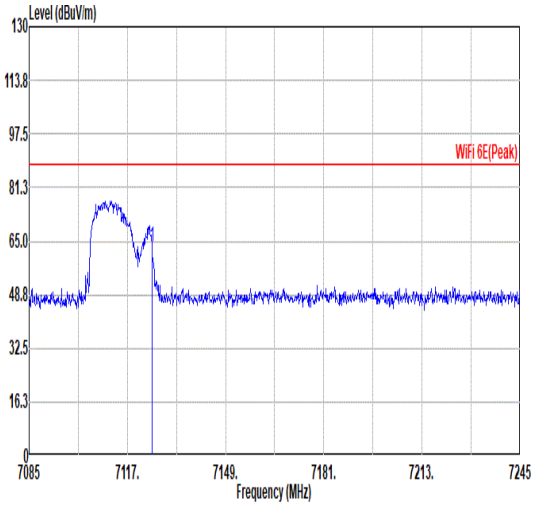
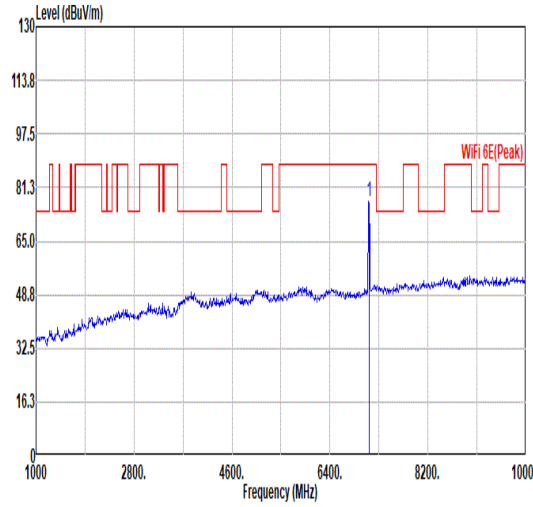
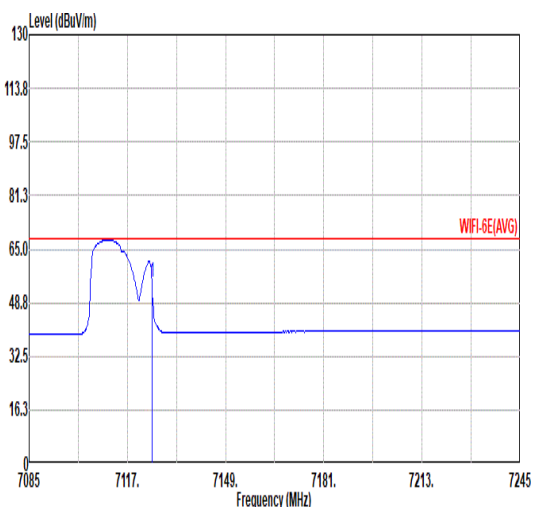
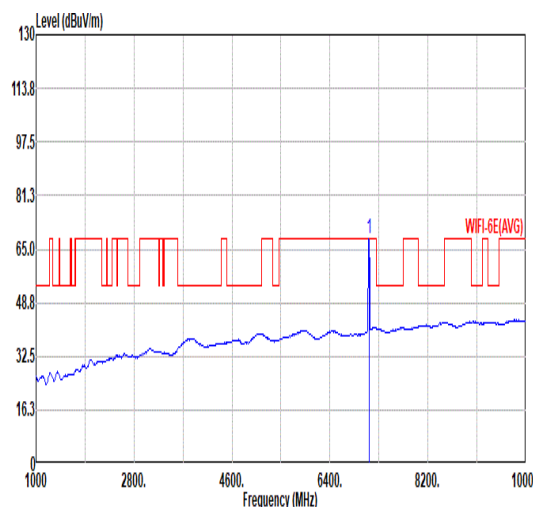


		138																																																																																								
Mode		Band Edge																																																																																								
		U-NII-8_6.525-7.125_802.11ax HE20_CH233_Full_7115MHz																																																																																								
ANT		CDD 1+2																																																																																								
Pol.		Vertical					Fundamental																																																																																			
Peak	<table border="1"> <thead> <tr> <th>Limit</th> <th>Read</th> <th>Ant</th> <th>Cable</th> <th>Preamp</th> <th>Aux</th> <th>APos</th> <th>TPos</th> <th colspan="2">Remark</th> </tr> <tr> <th>Freq</th> <th>Level</th> <th>Line Margin</th> <th>Level Factor</th> <th>Loss Factor</th> <th>Loss Factor</th> <th>Factor</th> <th></th> <th>cm</th> <th>deg</th> </tr> <tr> <th>MHz</th> <th>dBuV/m</th> <th>dBuV/m</th> <th>dB</th> <th>dBuV</th> <th>dB/m</th> <th>dB</th> <th>dB</th> <th>dB</th> <th>cm</th> <th>deg</th> </tr> </thead> <tbody> <tr> <td>1</td> <td>7125.00</td> <td>77.73</td> <td>88.20</td> <td>-10.47</td> <td>66.40</td> <td>35.70</td> <td>12.62</td> <td>36.99</td> <td>0.00</td> <td>319</td> <td>258</td> <td>PEAK</td> </tr> </tbody> </table>	Limit	Read	Ant	Cable	Preamp	Aux	APos	TPos	Remark		Freq	Level	Line Margin	Level Factor	Loss Factor	Loss Factor	Factor		cm	deg	MHz	dBuV/m	dBuV/m	dB	dBuV	dB/m	dB	dB	dB	cm	deg	1	7125.00	77.73	88.20	-10.47	66.40	35.70	12.62	36.99	0.00	319	258	PEAK	<table border="1"> <thead> <tr> <th>Limit</th> <th>Read</th> <th>Ant</th> <th>Cable</th> <th>Preamp</th> <th>Aux</th> <th>APos</th> <th>TPos</th> <th colspan="2">Remark</th> </tr> <tr> <th>Freq</th> <th>Level</th> <th>Line Margin</th> <th>Level Factor</th> <th>Loss Factor</th> <th>Loss Factor</th> <th>Factor</th> <th></th> <th>cm</th> <th>deg</th> </tr> <tr> <th>MHz</th> <th>dBuV/m</th> <th>dBuV/m</th> <th>dB</th> <th>dBuV</th> <th>dB/m</th> <th>dB</th> <th>dB</th> <th>dB</th> <th>cm</th> <th>deg</th> </tr> </thead> <tbody> <tr> <td>1</td> <td>7120.00</td> <td>84.04</td> <td>-----</td> <td>-----</td> <td>72.73</td> <td>35.70</td> <td>12.61</td> <td>37.00</td> <td>0.00</td> <td>319</td> <td>258</td> <td>PEAK</td> </tr> </tbody> </table>	Limit	Read	Ant	Cable	Preamp	Aux	APos	TPos	Remark		Freq	Level	Line Margin	Level Factor	Loss Factor	Loss Factor	Factor		cm	deg	MHz	dBuV/m	dBuV/m	dB	dBuV	dB/m	dB	dB	dB	cm	deg	1	7120.00	84.04	-----	-----	72.73	35.70	12.61	37.00	0.00	319	258	PEAK
	Limit	Read	Ant	Cable	Preamp	Aux	APos	TPos	Remark																																																																																	
Freq	Level	Line Margin	Level Factor	Loss Factor	Loss Factor	Factor		cm	deg																																																																																	
MHz	dBuV/m	dBuV/m	dB	dBuV	dB/m	dB	dB	dB	cm	deg																																																																																
1	7125.00	77.73	88.20	-10.47	66.40	35.70	12.62	36.99	0.00	319	258	PEAK																																																																														
Limit	Read	Ant	Cable	Preamp	Aux	APos	TPos	Remark																																																																																		
Freq	Level	Line Margin	Level Factor	Loss Factor	Loss Factor	Factor		cm	deg																																																																																	
MHz	dBuV/m	dBuV/m	dB	dBuV	dB/m	dB	dB	dB	cm	deg																																																																																
1	7120.00	84.04	-----	-----	72.73	35.70	12.61	37.00	0.00	319	258	PEAK																																																																														
Avg	<table border="1"> <thead> <tr> <th>Limit</th> <th>Read</th> <th>Ant</th> <th>Cable</th> <th>Preamp</th> <th>Aux</th> <th>APos</th> <th>TPos</th> <th colspan="2">Remark</th> </tr> <tr> <th>Freq</th> <th>Level</th> <th>Line Margin</th> <th>Level Factor</th> <th>Loss Factor</th> <th>Loss Factor</th> <th>Factor</th> <th></th> <th>cm</th> <th>deg</th> </tr> <tr> <th>MHz</th> <th>dBuV/m</th> <th>dBuV/m</th> <th>dB</th> <th>dBuV</th> <th>dB/m</th> <th>dB</th> <th>dB</th> <th>dB</th> <th>cm</th> <th>deg</th> </tr> </thead> <tbody> <tr> <td>1</td> <td>7125.00</td> <td>67.43</td> <td>68.20</td> <td>-0.77</td> <td>56.10</td> <td>35.70</td> <td>12.62</td> <td>36.99</td> <td>0.00</td> <td>319</td> <td>258</td> <td>AVERAGE</td> </tr> </tbody> </table>	Limit	Read	Ant	Cable	Preamp	Aux	APos	TPos	Remark		Freq	Level	Line Margin	Level Factor	Loss Factor	Loss Factor	Factor		cm	deg	MHz	dBuV/m	dBuV/m	dB	dBuV	dB/m	dB	dB	dB	cm	deg	1	7125.00	67.43	68.20	-0.77	56.10	35.70	12.62	36.99	0.00	319	258	AVERAGE	<table border="1"> <thead> <tr> <th>Limit</th> <th>Read</th> <th>Ant</th> <th>Cable</th> <th>Preamp</th> <th>Aux</th> <th>APos</th> <th>TPos</th> <th colspan="2">Remark</th> </tr> <tr> <th>Freq</th> <th>Level</th> <th>Line Margin</th> <th>Level Factor</th> <th>Loss Factor</th> <th>Loss Factor</th> <th>Factor</th> <th></th> <th>cm</th> <th>deg</th> </tr> <tr> <th>MHz</th> <th>dBuV/m</th> <th>dBuV/m</th> <th>dB</th> <th>dBuV</th> <th>dB/m</th> <th>dB</th> <th>dB</th> <th>dB</th> <th>cm</th> <th>deg</th> </tr> </thead> <tbody> <tr> <td>1</td> <td>7115.00</td> <td>75.64</td> <td>-----</td> <td>-----</td> <td>64.33</td> <td>35.70</td> <td>12.61</td> <td>37.00</td> <td>0.00</td> <td>319</td> <td>258</td> <td>AVERAGE</td> </tr> </tbody> </table>	Limit	Read	Ant	Cable	Preamp	Aux	APos	TPos	Remark		Freq	Level	Line Margin	Level Factor	Loss Factor	Loss Factor	Factor		cm	deg	MHz	dBuV/m	dBuV/m	dB	dBuV	dB/m	dB	dB	dB	cm	deg	1	7115.00	75.64	-----	-----	64.33	35.70	12.61	37.00	0.00	319	258	AVERAGE
Limit	Read	Ant	Cable	Preamp	Aux	APos	TPos	Remark																																																																																		
Freq	Level	Line Margin	Level Factor	Loss Factor	Loss Factor	Factor		cm	deg																																																																																	
MHz	dBuV/m	dBuV/m	dB	dBuV	dB/m	dB	dB	dB	cm	deg																																																																																
1	7125.00	67.43	68.20	-0.77	56.10	35.70	12.62	36.99	0.00	319	258	AVERAGE																																																																														
Limit	Read	Ant	Cable	Preamp	Aux	APos	TPos	Remark																																																																																		
Freq	Level	Line Margin	Level Factor	Loss Factor	Loss Factor	Factor		cm	deg																																																																																	
MHz	dBuV/m	dBuV/m	dB	dBuV	dB/m	dB	dB	dB	cm	deg																																																																																
1	7115.00	75.64	-----	-----	64.33	35.70	12.61	37.00	0.00	319	258	AVERAGE																																																																														



Mode	138																																																																							
	Harmonic																																																																							
	U-NII-8_6.525-7.125_802.11ax HE20_CH233_Full_7115MHz																																																																							
ANT	CDD 1+2																																																																							
Pol.	Horizontal	Vertical																																																																						
Peak Avg	<table border="1"> <thead> <tr> <th>Limit</th> <th>Read</th> <th>Ant</th> <th>Cable</th> <th>Preamp</th> <th>Aux</th> <th>APos</th> <th>TPos</th> </tr> <tr> <th>Freq</th> <th>Level</th> <th>Line Margin</th> <th>Level Factor</th> <th>Loss Factor</th> <th>Factor</th> <th></th> <th>Remark</th> </tr> <tr> <th>MHz</th> <th>dBuV/m</th> <th>dBuV/m</th> <th>dB</th> <th>dBuV</th> <th>dB/m</th> <th>dB</th> <th>dB</th> </tr> </thead> <tbody> <tr> <td>1 14230.00</td> <td>47.07</td> <td>88.20</td> <td>-41.13</td> <td>54.54</td> <td>38.91</td> <td>18.19</td> <td>64.57</td> <td>0.00</td> <td>--</td> <td>PEAK</td> </tr> </tbody> </table>	Limit	Read	Ant	Cable	Preamp	Aux	APos	TPos	Freq	Level	Line Margin	Level Factor	Loss Factor	Factor		Remark	MHz	dBuV/m	dBuV/m	dB	dBuV	dB/m	dB	dB	1 14230.00	47.07	88.20	-41.13	54.54	38.91	18.19	64.57	0.00	--	PEAK	<table border="1"> <thead> <tr> <th>Limit</th> <th>Read</th> <th>Ant</th> <th>Cable</th> <th>Preamp</th> <th>Aux</th> <th>APos</th> <th>TPos</th> </tr> <tr> <th>Freq</th> <th>Level</th> <th>Line Margin</th> <th>Level Factor</th> <th>Loss Factor</th> <th>Factor</th> <th></th> <th>Remark</th> </tr> <tr> <th>MHz</th> <th>dBuV/m</th> <th>dBuV/m</th> <th>dB</th> <th>dBuV</th> <th>dB/m</th> <th>dB</th> <th>dB</th> </tr> </thead> <tbody> <tr> <td>1 14230.00</td> <td>47.50</td> <td>88.20</td> <td>-40.70</td> <td>54.97</td> <td>38.91</td> <td>18.19</td> <td>64.57</td> <td>0.00</td> <td>--</td> <td>PEAK</td> </tr> </tbody> </table>	Limit	Read	Ant	Cable	Preamp	Aux	APos	TPos	Freq	Level	Line Margin	Level Factor	Loss Factor	Factor		Remark	MHz	dBuV/m	dBuV/m	dB	dBuV	dB/m	dB	dB	1 14230.00	47.50	88.20	-40.70	54.97	38.91	18.19	64.57	0.00	--	PEAK
Limit	Read	Ant	Cable	Preamp	Aux	APos	TPos																																																																	
Freq	Level	Line Margin	Level Factor	Loss Factor	Factor		Remark																																																																	
MHz	dBuV/m	dBuV/m	dB	dBuV	dB/m	dB	dB																																																																	
1 14230.00	47.07	88.20	-41.13	54.54	38.91	18.19	64.57	0.00	--	PEAK																																																														
Limit	Read	Ant	Cable	Preamp	Aux	APos	TPos																																																																	
Freq	Level	Line Margin	Level Factor	Loss Factor	Factor		Remark																																																																	
MHz	dBuV/m	dBuV/m	dB	dBuV	dB/m	dB	dB																																																																	
1 14230.00	47.50	88.20	-40.70	54.97	38.91	18.19	64.57	0.00	--	PEAK																																																														



Mode	139																																																																																			
	Band Edge - L																																																																																			
	U-NII-8_6.525-7.125_802.11be EHT20_CH233_Full_7115MHz																																																																																			
ANT	CDD 1+2																																																																																			
Pol.	Horizontal	Fundamental																																																																																		
Peak	 <p>Level (dBuV/m)</p> <p>Frequency (MHz)</p> <p>Wifi 6E(Peak)</p> <table border="1"> <thead> <tr> <th>Limit</th> <th>Read</th> <th>Ant</th> <th>Cable</th> <th>Preamp</th> <th>Aux</th> <th>APos</th> <th>TPos</th> <th>Remark</th> </tr> <tr> <th>Freq</th> <th>Level</th> <th>Line Margin</th> <th>Level Factor</th> <th>Loss Factor</th> <th>Factor</th> <th></th> <th></th> <th></th> </tr> <tr> <th>MHz</th> <th>dBuV/m</th> <th>dBuV/m</th> <th>dB</th> <th>dBuV</th> <th>dB/m</th> <th>dB</th> <th>dB</th> <th>cm</th> <th>deg</th> </tr> </thead> <tbody> <tr> <td>1</td> <td>7125.00</td> <td>63.17</td> <td>88.20</td> <td>-25.03</td> <td>51.84</td> <td>35.70</td> <td>12.62</td> <td>36.99</td> <td>0.00</td> <td>103</td> <td>172</td> <td>PEAK</td> </tr> </tbody> </table>	Limit	Read	Ant	Cable	Preamp	Aux	APos	TPos	Remark	Freq	Level	Line Margin	Level Factor	Loss Factor	Factor				MHz	dBuV/m	dBuV/m	dB	dBuV	dB/m	dB	dB	cm	deg	1	7125.00	63.17	88.20	-25.03	51.84	35.70	12.62	36.99	0.00	103	172	PEAK	 <p>Level (dBuV/m)</p> <p>Frequency (MHz)</p> <p>Wifi 6E(Peak)</p> <table border="1"> <thead> <tr> <th>Limit</th> <th>Read</th> <th>Ant</th> <th>Cable</th> <th>Preamp</th> <th>Aux</th> <th>APos</th> <th>TPos</th> <th>Remark</th> </tr> <tr> <th>Freq</th> <th>Level</th> <th>Line Margin</th> <th>Level Factor</th> <th>Loss Factor</th> <th>Factor</th> <th></th> <th></th> <th></th> </tr> <tr> <th>MHz</th> <th>dBuV/m</th> <th>dBuV/m</th> <th>dB</th> <th>dBuV</th> <th>dB/m</th> <th>dB</th> <th>dB</th> <th>cm</th> <th>deg</th> </tr> </thead> <tbody> <tr> <td>1</td> <td>7115.00</td> <td>76.99</td> <td>-----</td> <td>-----</td> <td>65.70</td> <td>35.70</td> <td>12.60</td> <td>37.01</td> <td>0.00</td> <td>103</td> <td>172</td> <td>PEAK</td> </tr> </tbody> </table>	Limit	Read	Ant	Cable	Preamp	Aux	APos	TPos	Remark	Freq	Level	Line Margin	Level Factor	Loss Factor	Factor				MHz	dBuV/m	dBuV/m	dB	dBuV	dB/m	dB	dB	cm	deg	1	7115.00	76.99	-----	-----	65.70	35.70	12.60	37.01	0.00	103	172	PEAK
	Limit	Read	Ant	Cable	Preamp	Aux	APos	TPos	Remark																																																																											
Freq	Level	Line Margin	Level Factor	Loss Factor	Factor																																																																															
MHz	dBuV/m	dBuV/m	dB	dBuV	dB/m	dB	dB	cm	deg																																																																											
1	7125.00	63.17	88.20	-25.03	51.84	35.70	12.62	36.99	0.00	103	172	PEAK																																																																								
Limit	Read	Ant	Cable	Preamp	Aux	APos	TPos	Remark																																																																												
Freq	Level	Line Margin	Level Factor	Loss Factor	Factor																																																																															
MHz	dBuV/m	dBuV/m	dB	dBuV	dB/m	dB	dB	cm	deg																																																																											
1	7115.00	76.99	-----	-----	65.70	35.70	12.60	37.01	0.00	103	172	PEAK																																																																								
Avg	 <p>Level (dBuV/m)</p> <p>Frequency (MHz)</p> <p>Wifi 6E(AVG)</p> <table border="1"> <thead> <tr> <th>Limit</th> <th>Read</th> <th>Ant</th> <th>Cable</th> <th>Preamp</th> <th>Aux</th> <th>APos</th> <th>TPos</th> <th>Remark</th> </tr> <tr> <th>Freq</th> <th>Level</th> <th>Line Margin</th> <th>Level Factor</th> <th>Loss Factor</th> <th>Factor</th> <th></th> <th></th> <th></th> </tr> <tr> <th>MHz</th> <th>dBuV/m</th> <th>dBuV/m</th> <th>dB</th> <th>dBuV</th> <th>dB/m</th> <th>dB</th> <th>dB</th> <th>cm</th> <th>deg</th> </tr> </thead> <tbody> <tr> <td>1</td> <td>7125.00</td> <td>55.11</td> <td>68.20</td> <td>-13.09</td> <td>43.78</td> <td>35.70</td> <td>12.62</td> <td>36.99</td> <td>0.00</td> <td>103</td> <td>172</td> <td>AVERAGE</td> </tr> </tbody> </table>	Limit	Read	Ant	Cable	Preamp	Aux	APos	TPos	Remark	Freq	Level	Line Margin	Level Factor	Loss Factor	Factor				MHz	dBuV/m	dBuV/m	dB	dBuV	dB/m	dB	dB	cm	deg	1	7125.00	55.11	68.20	-13.09	43.78	35.70	12.62	36.99	0.00	103	172	AVERAGE	 <p>Level (dBuV/m)</p> <p>Frequency (MHz)</p> <p>Wifi 6E(AVG)</p> <table border="1"> <thead> <tr> <th>Limit</th> <th>Read</th> <th>Ant</th> <th>Cable</th> <th>Preamp</th> <th>Aux</th> <th>APos</th> <th>TPos</th> <th>Remark</th> </tr> <tr> <th>Freq</th> <th>Level</th> <th>Line Margin</th> <th>Level Factor</th> <th>Loss Factor</th> <th>Factor</th> <th></th> <th></th> <th></th> </tr> <tr> <th>MHz</th> <th>dBuV/m</th> <th>dBuV/m</th> <th>dB</th> <th>dBuV</th> <th>dB/m</th> <th>dB</th> <th>dB</th> <th>cm</th> <th>deg</th> </tr> </thead> <tbody> <tr> <td>1</td> <td>7115.00</td> <td>68.36</td> <td>-----</td> <td>-----</td> <td>57.07</td> <td>35.70</td> <td>12.60</td> <td>37.01</td> <td>0.00</td> <td>103</td> <td>172</td> <td>AVERAGE</td> </tr> </tbody> </table>	Limit	Read	Ant	Cable	Preamp	Aux	APos	TPos	Remark	Freq	Level	Line Margin	Level Factor	Loss Factor	Factor				MHz	dBuV/m	dBuV/m	dB	dBuV	dB/m	dB	dB	cm	deg	1	7115.00	68.36	-----	-----	57.07	35.70	12.60	37.01	0.00	103	172	AVERAGE
Limit	Read	Ant	Cable	Preamp	Aux	APos	TPos	Remark																																																																												
Freq	Level	Line Margin	Level Factor	Loss Factor	Factor																																																																															
MHz	dBuV/m	dBuV/m	dB	dBuV	dB/m	dB	dB	cm	deg																																																																											
1	7125.00	55.11	68.20	-13.09	43.78	35.70	12.62	36.99	0.00	103	172	AVERAGE																																																																								
Limit	Read	Ant	Cable	Preamp	Aux	APos	TPos	Remark																																																																												
Freq	Level	Line Margin	Level Factor	Loss Factor	Factor																																																																															
MHz	dBuV/m	dBuV/m	dB	dBuV	dB/m	dB	dB	cm	deg																																																																											
1	7115.00	68.36	-----	-----	57.07	35.70	12.60	37.01	0.00	103	172	AVERAGE																																																																								

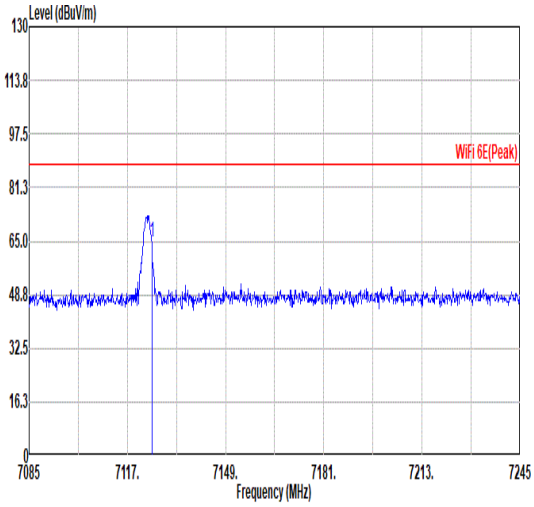
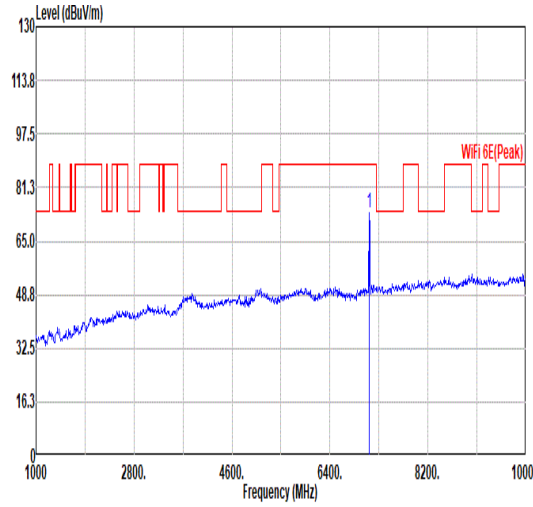
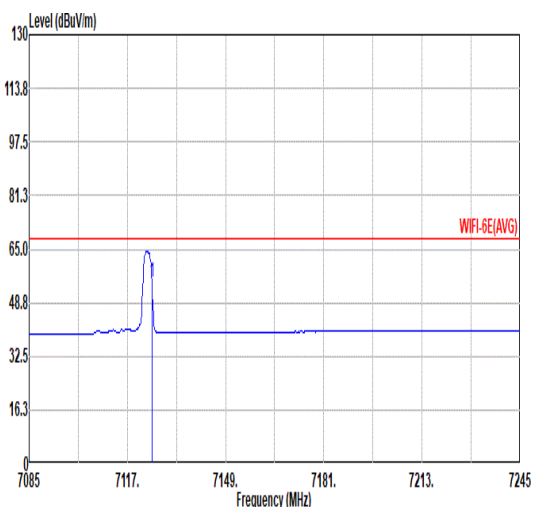
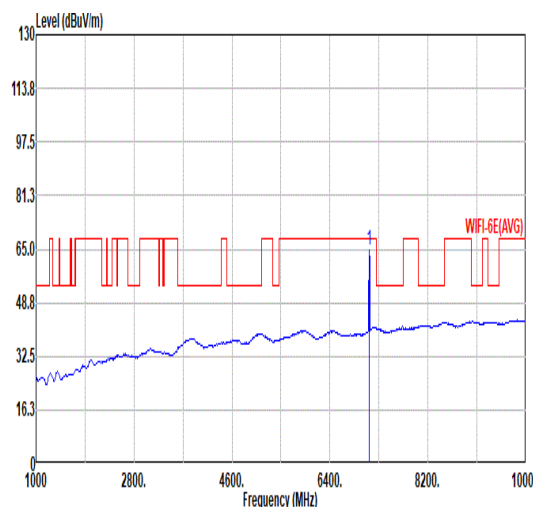


		139																																																																												
Mode	Band Edge - L																																																																													
	U-NII-8_6.525-7.125_802.11be EHT20_CH233_Full_7115MHz																																																																													
ANT	CDD 1+2																																																																													
Pol.	Vertical	Fundamental																																																																												
Peak	<table border="1"> <thead> <tr> <th>Limit</th> <th>Read</th> <th>Ant</th> <th>Cable</th> <th>Preamp</th> <th>Aux</th> <th>APos</th> <th>TPos</th> <th>Remark</th> </tr> <tr> <th>Freq</th> <th>Level</th> <th>Line</th> <th>Margin</th> <th>Level</th> <th>Factor</th> <th>Loss</th> <th>Factor</th> <th>Factor</th> </tr> <tr> <th>MHz</th> <th>dBuV/m</th> <th>dBuV/m</th> <th>dB</th> <th>dBuV</th> <th>dB/m</th> <th>dB</th> <th>dB</th> <th>cm</th> <th>deg</th> </tr> </thead> <tbody> <tr> <td>1 7125.00</td> <td>77.71</td> <td>88.20</td> <td>-10.49</td> <td>66.38</td> <td>35.70</td> <td>12.62</td> <td>36.99</td> <td>0.00</td> <td>321 258 PEAK</td> </tr> </tbody> </table>	Limit	Read	Ant	Cable	Preamp	Aux	APos	TPos	Remark	Freq	Level	Line	Margin	Level	Factor	Loss	Factor	Factor	MHz	dBuV/m	dBuV/m	dB	dBuV	dB/m	dB	dB	cm	deg	1 7125.00	77.71	88.20	-10.49	66.38	35.70	12.62	36.99	0.00	321 258 PEAK	<table border="1"> <thead> <tr> <th>Limit</th> <th>Read</th> <th>Ant</th> <th>Cable</th> <th>Preamp</th> <th>Aux</th> <th>APos</th> <th>TPos</th> <th>Remark</th> </tr> <tr> <th>Freq</th> <th>Level</th> <th>Line</th> <th>Margin</th> <th>Level</th> <th>Factor</th> <th>Loss</th> <th>Factor</th> <th>Factor</th> </tr> <tr> <th>MHz</th> <th>dBuV/m</th> <th>dBuV/m</th> <th>dB</th> <th>dBuV</th> <th>dB/m</th> <th>dB</th> <th>dB</th> <th>cm</th> <th>deg</th> </tr> </thead> <tbody> <tr> <td>1 7115.00</td> <td>84.34</td> <td>-----</td> <td>-----</td> <td>73.03</td> <td>35.70</td> <td>12.61</td> <td>37.00</td> <td>0.00</td> <td>321 258 PEAK</td> </tr> </tbody> </table>	Limit	Read	Ant	Cable	Preamp	Aux	APos	TPos	Remark	Freq	Level	Line	Margin	Level	Factor	Loss	Factor	Factor	MHz	dBuV/m	dBuV/m	dB	dBuV	dB/m	dB	dB	cm	deg	1 7115.00	84.34	-----	-----	73.03	35.70	12.61	37.00	0.00	321 258 PEAK
	Limit	Read	Ant	Cable	Preamp	Aux	APos	TPos	Remark																																																																					
Freq	Level	Line	Margin	Level	Factor	Loss	Factor	Factor																																																																						
MHz	dBuV/m	dBuV/m	dB	dBuV	dB/m	dB	dB	cm	deg																																																																					
1 7125.00	77.71	88.20	-10.49	66.38	35.70	12.62	36.99	0.00	321 258 PEAK																																																																					
Limit	Read	Ant	Cable	Preamp	Aux	APos	TPos	Remark																																																																						
Freq	Level	Line	Margin	Level	Factor	Loss	Factor	Factor																																																																						
MHz	dBuV/m	dBuV/m	dB	dBuV	dB/m	dB	dB	cm	deg																																																																					
1 7115.00	84.34	-----	-----	73.03	35.70	12.61	37.00	0.00	321 258 PEAK																																																																					
Avg	<table border="1"> <thead> <tr> <th>Limit</th> <th>Read</th> <th>Ant</th> <th>Cable</th> <th>Preamp</th> <th>Aux</th> <th>APos</th> <th>TPos</th> <th>Remark</th> </tr> <tr> <th>Freq</th> <th>Level</th> <th>Line</th> <th>Margin</th> <th>Level</th> <th>Factor</th> <th>Loss</th> <th>Factor</th> <th>Factor</th> </tr> <tr> <th>MHz</th> <th>dBuV/m</th> <th>dBuV/m</th> <th>dB</th> <th>dBuV</th> <th>dB/m</th> <th>dB</th> <th>dB</th> <th>cm</th> <th>deg</th> </tr> </thead> <tbody> <tr> <td>1 7125.00</td> <td>67.47</td> <td>68.20</td> <td>-0.73</td> <td>56.14</td> <td>35.70</td> <td>12.62</td> <td>36.99</td> <td>0.00</td> <td>321 258 AVERAGE</td> </tr> </tbody> </table>	Limit	Read	Ant	Cable	Preamp	Aux	APos	TPos	Remark	Freq	Level	Line	Margin	Level	Factor	Loss	Factor	Factor	MHz	dBuV/m	dBuV/m	dB	dBuV	dB/m	dB	dB	cm	deg	1 7125.00	67.47	68.20	-0.73	56.14	35.70	12.62	36.99	0.00	321 258 AVERAGE	<table border="1"> <thead> <tr> <th>Limit</th> <th>Read</th> <th>Ant</th> <th>Cable</th> <th>Preamp</th> <th>Aux</th> <th>APos</th> <th>TPos</th> <th>Remark</th> </tr> <tr> <th>Freq</th> <th>Level</th> <th>Line</th> <th>Margin</th> <th>Level</th> <th>Factor</th> <th>Loss</th> <th>Factor</th> <th>Factor</th> </tr> <tr> <th>MHz</th> <th>dBuV/m</th> <th>dBuV/m</th> <th>dB</th> <th>dBuV</th> <th>dB/m</th> <th>dB</th> <th>dB</th> <th>cm</th> <th>deg</th> </tr> </thead> <tbody> <tr> <td>1 7115.00</td> <td>76.03</td> <td>-----</td> <td>-----</td> <td>64.72</td> <td>35.70</td> <td>12.61</td> <td>37.00</td> <td>0.00</td> <td>321 258 AVERAGE</td> </tr> </tbody> </table>	Limit	Read	Ant	Cable	Preamp	Aux	APos	TPos	Remark	Freq	Level	Line	Margin	Level	Factor	Loss	Factor	Factor	MHz	dBuV/m	dBuV/m	dB	dBuV	dB/m	dB	dB	cm	deg	1 7115.00	76.03	-----	-----	64.72	35.70	12.61	37.00	0.00	321 258 AVERAGE
Limit	Read	Ant	Cable	Preamp	Aux	APos	TPos	Remark																																																																						
Freq	Level	Line	Margin	Level	Factor	Loss	Factor	Factor																																																																						
MHz	dBuV/m	dBuV/m	dB	dBuV	dB/m	dB	dB	cm	deg																																																																					
1 7125.00	67.47	68.20	-0.73	56.14	35.70	12.62	36.99	0.00	321 258 AVERAGE																																																																					
Limit	Read	Ant	Cable	Preamp	Aux	APos	TPos	Remark																																																																						
Freq	Level	Line	Margin	Level	Factor	Loss	Factor	Factor																																																																						
MHz	dBuV/m	dBuV/m	dB	dBuV	dB/m	dB	dB	cm	deg																																																																					
1 7115.00	76.03	-----	-----	64.72	35.70	12.61	37.00	0.00	321 258 AVERAGE																																																																					



Mode	139																																																																							
	Harmonic																																																																							
	U-NII-8_6.525-7.125_802.11be EHT20_CH233_Full_7115MHz																																																																							
ANT	CDD 1+2																																																																							
Pol.	Horizontal	Vertical																																																																						
Peak Avg	<table border="1"> <thead> <tr> <th>Limit</th> <th>Read</th> <th>Ant</th> <th>Cable</th> <th>Preamp</th> <th>Aux</th> <th>APos</th> <th>TPos</th> </tr> <tr> <th>Freq</th> <th>Level</th> <th>Line Margin</th> <th>Level Factor</th> <th>Loss Factor</th> <th>Factor</th> <th></th> <th>Remark</th> </tr> <tr> <th>MHz</th> <th>dBuV/m</th> <th>dBuV/m</th> <th>dB</th> <th>dBuV</th> <th>dB/m</th> <th>dB</th> <th>dB</th> </tr> </thead> <tbody> <tr> <td>1 14230.00</td> <td>46.18</td> <td>88.20</td> <td>-42.02</td> <td>53.65</td> <td>38.91</td> <td>18.19</td> <td>64.57</td> <td>0.00</td> <td>--</td> <td>PEAK</td> </tr> </tbody> </table>	Limit	Read	Ant	Cable	Preamp	Aux	APos	TPos	Freq	Level	Line Margin	Level Factor	Loss Factor	Factor		Remark	MHz	dBuV/m	dBuV/m	dB	dBuV	dB/m	dB	dB	1 14230.00	46.18	88.20	-42.02	53.65	38.91	18.19	64.57	0.00	--	PEAK	<table border="1"> <thead> <tr> <th>Limit</th> <th>Read</th> <th>Ant</th> <th>Cable</th> <th>Preamp</th> <th>Aux</th> <th>APos</th> <th>TPos</th> </tr> <tr> <th>Freq</th> <th>Level</th> <th>Line Margin</th> <th>Level Factor</th> <th>Loss Factor</th> <th>Factor</th> <th></th> <th>Remark</th> </tr> <tr> <th>MHz</th> <th>dBuV/m</th> <th>dBuV/m</th> <th>dB</th> <th>dBuV</th> <th>dB/m</th> <th>dB</th> <th>dB</th> </tr> </thead> <tbody> <tr> <td>1 14230.00</td> <td>46.06</td> <td>88.20</td> <td>-41.34</td> <td>54.33</td> <td>38.91</td> <td>18.19</td> <td>64.57</td> <td>0.00</td> <td>--</td> <td>PEAK</td> </tr> </tbody> </table>	Limit	Read	Ant	Cable	Preamp	Aux	APos	TPos	Freq	Level	Line Margin	Level Factor	Loss Factor	Factor		Remark	MHz	dBuV/m	dBuV/m	dB	dBuV	dB/m	dB	dB	1 14230.00	46.06	88.20	-41.34	54.33	38.91	18.19	64.57	0.00	--	PEAK
Limit	Read	Ant	Cable	Preamp	Aux	APos	TPos																																																																	
Freq	Level	Line Margin	Level Factor	Loss Factor	Factor		Remark																																																																	
MHz	dBuV/m	dBuV/m	dB	dBuV	dB/m	dB	dB																																																																	
1 14230.00	46.18	88.20	-42.02	53.65	38.91	18.19	64.57	0.00	--	PEAK																																																														
Limit	Read	Ant	Cable	Preamp	Aux	APos	TPos																																																																	
Freq	Level	Line Margin	Level Factor	Loss Factor	Factor		Remark																																																																	
MHz	dBuV/m	dBuV/m	dB	dBuV	dB/m	dB	dB																																																																	
1 14230.00	46.06	88.20	-41.34	54.33	38.91	18.19	64.57	0.00	--	PEAK																																																														



Mode	140																																																																																			
	Band Edge																																																																																			
	U-NII-8_6.525-7.125_802.11ax HE20_CH233_RU26/8_7115MHz																																																																																			
ANT	CDD 1+2																																																																																			
Pol.	Horizontal	Fundamental																																																																																		
Peak	 <p>Level (dBuV/m) vs Frequency (MHz) for Horizontal polarization. Peak at 7117 MHz.</p> <table border="1"> <thead> <tr> <th>Limit</th> <th>Read</th> <th>Ant</th> <th>Cable</th> <th>Preamp</th> <th>Aux</th> <th>APos</th> <th>TPos</th> <th>Remark</th> </tr> <tr> <th>Freq</th> <th>Level</th> <th>Line Margin</th> <th>Level Factor</th> <th>Loss Factor</th> <th>Factor</th> <th></th> <th></th> <th></th> </tr> <tr> <th>MHz</th> <th>dBuV/m</th> <th>dBuV/m</th> <th>dB</th> <th>dBuV</th> <th>dB/m</th> <th>dB</th> <th>dB</th> <th>cm</th> <th>deg</th> </tr> </thead> <tbody> <tr> <td>1</td> <td>7125.00</td> <td>64.52</td> <td>88.20</td> <td>-23.68</td> <td>53.19</td> <td>35.70</td> <td>12.62</td> <td>36.99</td> <td>0.00</td> <td>102</td> <td>57</td> <td>PEAK</td> </tr> </tbody> </table>	Limit	Read	Ant	Cable	Preamp	Aux	APos	TPos	Remark	Freq	Level	Line Margin	Level Factor	Loss Factor	Factor				MHz	dBuV/m	dBuV/m	dB	dBuV	dB/m	dB	dB	cm	deg	1	7125.00	64.52	88.20	-23.68	53.19	35.70	12.62	36.99	0.00	102	57	PEAK	 <p>Level (dBuV/m) vs Frequency (MHz) for Fundamental polarization. Peak at 7115 MHz.</p> <table border="1"> <thead> <tr> <th>Limit</th> <th>Read</th> <th>Ant</th> <th>Cable</th> <th>Preamp</th> <th>Aux</th> <th>APos</th> <th>TPos</th> <th>Remark</th> </tr> <tr> <th>Freq</th> <th>Level</th> <th>Line Margin</th> <th>Level Factor</th> <th>Loss Factor</th> <th>Factor</th> <th></th> <th></th> <th></th> </tr> <tr> <th>MHz</th> <th>dBuV/m</th> <th>dBuV/m</th> <th>dB</th> <th>dBuV</th> <th>dB/m</th> <th>dB</th> <th>dB</th> <th>cm</th> <th>deg</th> </tr> </thead> <tbody> <tr> <td>1</td> <td>7115.00</td> <td>73.43</td> <td>-----</td> <td>-----</td> <td>62.12</td> <td>35.70</td> <td>12.61</td> <td>37.00</td> <td>0.00</td> <td>102</td> <td>57</td> <td>PEAK</td> </tr> </tbody> </table>	Limit	Read	Ant	Cable	Preamp	Aux	APos	TPos	Remark	Freq	Level	Line Margin	Level Factor	Loss Factor	Factor				MHz	dBuV/m	dBuV/m	dB	dBuV	dB/m	dB	dB	cm	deg	1	7115.00	73.43	-----	-----	62.12	35.70	12.61	37.00	0.00	102	57	PEAK
	Limit	Read	Ant	Cable	Preamp	Aux	APos	TPos	Remark																																																																											
Freq	Level	Line Margin	Level Factor	Loss Factor	Factor																																																																															
MHz	dBuV/m	dBuV/m	dB	dBuV	dB/m	dB	dB	cm	deg																																																																											
1	7125.00	64.52	88.20	-23.68	53.19	35.70	12.62	36.99	0.00	102	57	PEAK																																																																								
Limit	Read	Ant	Cable	Preamp	Aux	APos	TPos	Remark																																																																												
Freq	Level	Line Margin	Level Factor	Loss Factor	Factor																																																																															
MHz	dBuV/m	dBuV/m	dB	dBuV	dB/m	dB	dB	cm	deg																																																																											
1	7115.00	73.43	-----	-----	62.12	35.70	12.61	37.00	0.00	102	57	PEAK																																																																								
Avg	 <p>Level (dBuV/m) vs Frequency (MHz) for Horizontal polarization. Average level at 7117 MHz.</p> <table border="1"> <thead> <tr> <th>Limit</th> <th>Read</th> <th>Ant</th> <th>Cable</th> <th>Preamp</th> <th>Aux</th> <th>APos</th> <th>TPos</th> <th>Remark</th> </tr> <tr> <th>Freq</th> <th>Level</th> <th>Line Margin</th> <th>Level Factor</th> <th>Loss Factor</th> <th>Factor</th> <th></th> <th></th> <th></th> </tr> <tr> <th>MHz</th> <th>dBuV/m</th> <th>dBuV/m</th> <th>dB</th> <th>dBuV</th> <th>dB/m</th> <th>dB</th> <th>dB</th> <th>cm</th> <th>deg</th> </tr> </thead> <tbody> <tr> <td>1</td> <td>7125.00</td> <td>54.99</td> <td>68.20</td> <td>-13.21</td> <td>43.66</td> <td>35.70</td> <td>12.62</td> <td>36.99</td> <td>0.00</td> <td>102</td> <td>57</td> <td>AVERAGE</td> </tr> </tbody> </table>	Limit	Read	Ant	Cable	Preamp	Aux	APos	TPos	Remark	Freq	Level	Line Margin	Level Factor	Loss Factor	Factor				MHz	dBuV/m	dBuV/m	dB	dBuV	dB/m	dB	dB	cm	deg	1	7125.00	54.99	68.20	-13.21	43.66	35.70	12.62	36.99	0.00	102	57	AVERAGE	 <p>Level (dBuV/m) vs Frequency (MHz) for Fundamental polarization. Average level at 7115 MHz.</p> <table border="1"> <thead> <tr> <th>Limit</th> <th>Read</th> <th>Ant</th> <th>Cable</th> <th>Preamp</th> <th>Aux</th> <th>APos</th> <th>TPos</th> <th>Remark</th> </tr> <tr> <th>Freq</th> <th>Level</th> <th>Line Margin</th> <th>Level Factor</th> <th>Loss Factor</th> <th>Factor</th> <th></th> <th></th> <th></th> </tr> <tr> <th>MHz</th> <th>dBuV/m</th> <th>dBuV/m</th> <th>dB</th> <th>dBuV</th> <th>dB/m</th> <th>dB</th> <th>dB</th> <th>cm</th> <th>deg</th> </tr> </thead> <tbody> <tr> <td>1</td> <td>7115.00</td> <td>64.55</td> <td>-----</td> <td>-----</td> <td>53.24</td> <td>35.70</td> <td>12.61</td> <td>37.00</td> <td>0.00</td> <td>102</td> <td>57</td> <td>AVERAGE</td> </tr> </tbody> </table>	Limit	Read	Ant	Cable	Preamp	Aux	APos	TPos	Remark	Freq	Level	Line Margin	Level Factor	Loss Factor	Factor				MHz	dBuV/m	dBuV/m	dB	dBuV	dB/m	dB	dB	cm	deg	1	7115.00	64.55	-----	-----	53.24	35.70	12.61	37.00	0.00	102	57	AVERAGE
Limit	Read	Ant	Cable	Preamp	Aux	APos	TPos	Remark																																																																												
Freq	Level	Line Margin	Level Factor	Loss Factor	Factor																																																																															
MHz	dBuV/m	dBuV/m	dB	dBuV	dB/m	dB	dB	cm	deg																																																																											
1	7125.00	54.99	68.20	-13.21	43.66	35.70	12.62	36.99	0.00	102	57	AVERAGE																																																																								
Limit	Read	Ant	Cable	Preamp	Aux	APos	TPos	Remark																																																																												
Freq	Level	Line Margin	Level Factor	Loss Factor	Factor																																																																															
MHz	dBuV/m	dBuV/m	dB	dBuV	dB/m	dB	dB	cm	deg																																																																											
1	7115.00	64.55	-----	-----	53.24	35.70	12.61	37.00	0.00	102	57	AVERAGE																																																																								



Mode	140																																																															
	Band Edge																																																															
	U-NII-8_6.525-7.125_802.11ax HE20_CH233_RU26/8_7115MHz																																																															
ANT	CDD 1+2																																																															
Pol.	Vertical	Fundamental																																																														
Peak	<table border="1"> <thead> <tr> <th>Limit</th> <th>Read</th> <th>Ant</th> <th>Cable</th> <th>Preamp</th> <th>Aux</th> <th>APos</th> <th>TPos</th> <th>Remark</th> </tr> <tr> <th>Freq</th> <th>Level</th> <th>Line Margin</th> <th>Level Factor</th> <th>Loss Factor</th> <th>Loss Factor</th> <th>Factor</th> <th>cm</th> <th>deg</th> </tr> </thead> <tbody> <tr> <td>1</td> <td>7125.00</td> <td>74.67</td> <td>88.20</td> <td>-13.53</td> <td>63.34</td> <td>35.70</td> <td>12.62</td> <td>36.99</td> <td>0.00</td> <td>292</td> <td>251</td> <td>PEAK</td> </tr> </tbody> </table>	Limit	Read	Ant	Cable	Preamp	Aux	APos	TPos	Remark	Freq	Level	Line Margin	Level Factor	Loss Factor	Loss Factor	Factor	cm	deg	1	7125.00	74.67	88.20	-13.53	63.34	35.70	12.62	36.99	0.00	292	251	PEAK	<table border="1"> <thead> <tr> <th>Limit</th> <th>Read</th> <th>Ant</th> <th>Cable</th> <th>Preamp</th> <th>Aux</th> <th>APos</th> <th>TPos</th> <th>Remark</th> </tr> <tr> <th>Freq</th> <th>Level</th> <th>Line Margin</th> <th>Level Factor</th> <th>Loss Factor</th> <th>Loss Factor</th> <th>Factor</th> <th>cm</th> <th>deg</th> </tr> </thead> <tbody> <tr> <td>1</td> <td>7115.00</td> <td>84.24</td> <td>-----</td> <td>-----</td> <td>72.93</td> <td>35.70</td> <td>12.61</td> <td>37.00</td> <td>0.00</td> <td>292</td> <td>251</td> <td>PEAK</td> </tr> </tbody> </table>	Limit	Read	Ant	Cable	Preamp	Aux	APos	TPos	Remark	Freq	Level	Line Margin	Level Factor	Loss Factor	Loss Factor	Factor	cm	deg	1	7115.00	84.24	-----	-----	72.93	35.70	12.61	37.00	0.00	292	251	PEAK
	Limit	Read	Ant	Cable	Preamp	Aux	APos	TPos	Remark																																																							
Freq	Level	Line Margin	Level Factor	Loss Factor	Loss Factor	Factor	cm	deg																																																								
1	7125.00	74.67	88.20	-13.53	63.34	35.70	12.62	36.99	0.00	292	251	PEAK																																																				
Limit	Read	Ant	Cable	Preamp	Aux	APos	TPos	Remark																																																								
Freq	Level	Line Margin	Level Factor	Loss Factor	Loss Factor	Factor	cm	deg																																																								
1	7115.00	84.24	-----	-----	72.93	35.70	12.61	37.00	0.00	292	251	PEAK																																																				
Avg	<table border="1"> <thead> <tr> <th>Limit</th> <th>Read</th> <th>Ant</th> <th>Cable</th> <th>Preamp</th> <th>Aux</th> <th>APos</th> <th>TPos</th> <th>Remark</th> </tr> <tr> <th>Freq</th> <th>Level</th> <th>Line Margin</th> <th>Level Factor</th> <th>Loss Factor</th> <th>Loss Factor</th> <th>Factor</th> <th>cm</th> <th>deg</th> </tr> </thead> <tbody> <tr> <td>1</td> <td>7125.00</td> <td>67.39</td> <td>68.20</td> <td>-0.81</td> <td>56.06</td> <td>35.70</td> <td>12.62</td> <td>36.99</td> <td>0.00</td> <td>292</td> <td>251</td> <td>AVERAGE</td> </tr> </tbody> </table>	Limit	Read	Ant	Cable	Preamp	Aux	APos	TPos	Remark	Freq	Level	Line Margin	Level Factor	Loss Factor	Loss Factor	Factor	cm	deg	1	7125.00	67.39	68.20	-0.81	56.06	35.70	12.62	36.99	0.00	292	251	AVERAGE	<table border="1"> <thead> <tr> <th>Limit</th> <th>Read</th> <th>Ant</th> <th>Cable</th> <th>Preamp</th> <th>Aux</th> <th>APos</th> <th>TPos</th> <th>Remark</th> </tr> <tr> <th>Freq</th> <th>Level</th> <th>Line Margin</th> <th>Level Factor</th> <th>Loss Factor</th> <th>Loss Factor</th> <th>Factor</th> <th>cm</th> <th>deg</th> </tr> </thead> <tbody> <tr> <td>1</td> <td>7115.00</td> <td>76.21</td> <td>-----</td> <td>-----</td> <td>64.90</td> <td>35.70</td> <td>12.61</td> <td>37.00</td> <td>0.00</td> <td>292</td> <td>251</td> <td>AVERAGE</td> </tr> </tbody> </table>	Limit	Read	Ant	Cable	Preamp	Aux	APos	TPos	Remark	Freq	Level	Line Margin	Level Factor	Loss Factor	Loss Factor	Factor	cm	deg	1	7115.00	76.21	-----	-----	64.90	35.70	12.61	37.00	0.00	292	251	AVERAGE
Limit	Read	Ant	Cable	Preamp	Aux	APos	TPos	Remark																																																								
Freq	Level	Line Margin	Level Factor	Loss Factor	Loss Factor	Factor	cm	deg																																																								
1	7125.00	67.39	68.20	-0.81	56.06	35.70	12.62	36.99	0.00	292	251	AVERAGE																																																				
Limit	Read	Ant	Cable	Preamp	Aux	APos	TPos	Remark																																																								
Freq	Level	Line Margin	Level Factor	Loss Factor	Loss Factor	Factor	cm	deg																																																								
1	7115.00	76.21	-----	-----	64.90	35.70	12.61	37.00	0.00	292	251	AVERAGE																																																				



Mode	140																																																																							
	Harmonic																																																																							
	U-NII-8_6.525-7.125_802.11ax HE20_CH233_RU26/8_7115MHz																																																																							
ANT	CDD 1+2																																																																							
Pol.	Horizontal	Vertical																																																																						
Peak Avg	<table border="1"> <thead> <tr> <th>Limit</th> <th>Read</th> <th>Ant</th> <th>Cable</th> <th>Preamp</th> <th>Aux</th> <th>APos</th> <th>TPos</th> </tr> <tr> <th>Freq</th> <th>Level</th> <th>Line Margin</th> <th>Level Factor</th> <th>Loss Factor</th> <th>Factor</th> <th></th> <th>Remark</th> </tr> <tr> <th>MHz</th> <th>dBuV/m</th> <th>dBuV/m</th> <th>dB</th> <th>dBuV</th> <th>dB/m</th> <th>dB</th> <th>dB</th> </tr> </thead> <tbody> <tr> <td>1 14230.00</td> <td>46.83</td> <td>88.20</td> <td>-41.37</td> <td>54.30</td> <td>38.91</td> <td>18.19</td> <td>64.57</td> <td>0.00</td> <td>--</td> <td>PEAK</td> </tr> </tbody> </table>	Limit	Read	Ant	Cable	Preamp	Aux	APos	TPos	Freq	Level	Line Margin	Level Factor	Loss Factor	Factor		Remark	MHz	dBuV/m	dBuV/m	dB	dBuV	dB/m	dB	dB	1 14230.00	46.83	88.20	-41.37	54.30	38.91	18.19	64.57	0.00	--	PEAK	<table border="1"> <thead> <tr> <th>Limit</th> <th>Read</th> <th>Ant</th> <th>Cable</th> <th>Preamp</th> <th>Aux</th> <th>APos</th> <th>TPos</th> </tr> <tr> <th>Freq</th> <th>Level</th> <th>Line Margin</th> <th>Level Factor</th> <th>Loss Factor</th> <th>Factor</th> <th></th> <th>Remark</th> </tr> <tr> <th>MHz</th> <th>dBuV/m</th> <th>dBuV/m</th> <th>dB</th> <th>dBuV</th> <th>dB/m</th> <th>dB</th> <th>dB</th> </tr> </thead> <tbody> <tr> <td>1 14230.00</td> <td>46.69</td> <td>88.20</td> <td>-41.51</td> <td>54.16</td> <td>38.91</td> <td>18.19</td> <td>64.57</td> <td>0.00</td> <td>--</td> <td>PEAK</td> </tr> </tbody> </table>	Limit	Read	Ant	Cable	Preamp	Aux	APos	TPos	Freq	Level	Line Margin	Level Factor	Loss Factor	Factor		Remark	MHz	dBuV/m	dBuV/m	dB	dBuV	dB/m	dB	dB	1 14230.00	46.69	88.20	-41.51	54.16	38.91	18.19	64.57	0.00	--	PEAK
Limit	Read	Ant	Cable	Preamp	Aux	APos	TPos																																																																	
Freq	Level	Line Margin	Level Factor	Loss Factor	Factor		Remark																																																																	
MHz	dBuV/m	dBuV/m	dB	dBuV	dB/m	dB	dB																																																																	
1 14230.00	46.83	88.20	-41.37	54.30	38.91	18.19	64.57	0.00	--	PEAK																																																														
Limit	Read	Ant	Cable	Preamp	Aux	APos	TPos																																																																	
Freq	Level	Line Margin	Level Factor	Loss Factor	Factor		Remark																																																																	
MHz	dBuV/m	dBuV/m	dB	dBuV	dB/m	dB	dB																																																																	
1 14230.00	46.69	88.20	-41.51	54.16	38.91	18.19	64.57	0.00	--	PEAK																																																														



		141																																																																																		
Mode	Band Edge																																																																																			
	U-NII-8_6.525-7.125_802.11ax HE20_CH233_RU52/40_7115MHz																																																																																			
ANT	CDD 1+2																																																																																			
Pol.	Horizontal	Fundamental																																																																																		
Peak	<p>Level (dBuV/m) vs Frequency (MHz) for Horizontal polarization. Peak at 7117 MHz.</p> <table border="1"> <thead> <tr> <th>Limit</th> <th>Read</th> <th>Ant</th> <th>Cable</th> <th>Preamp</th> <th>Aux</th> <th>APos</th> <th>TPos</th> <th>Remark</th> </tr> <tr> <th>Freq</th> <th>Level</th> <th>Line Margin</th> <th>Level Factor</th> <th>Loss Factor</th> <th>Factor</th> <th></th> <th></th> <th></th> </tr> <tr> <th>MHz</th> <th>dBuV/m</th> <th>dBuV/m</th> <th>dB</th> <th>dBuV</th> <th>dB/m</th> <th>dB</th> <th>dB</th> <th>cm</th> <th>deg</th> </tr> </thead> <tbody> <tr> <td>1</td> <td>7125.00</td> <td>67.20</td> <td>88.20</td> <td>-21.00</td> <td>55.87</td> <td>35.70</td> <td>12.62</td> <td>36.99</td> <td>0.00</td> <td>336</td> <td>74</td> <td>PEAK</td> </tr> </tbody> </table>	Limit	Read	Ant	Cable	Preamp	Aux	APos	TPos	Remark	Freq	Level	Line Margin	Level Factor	Loss Factor	Factor				MHz	dBuV/m	dBuV/m	dB	dBuV	dB/m	dB	dB	cm	deg	1	7125.00	67.20	88.20	-21.00	55.87	35.70	12.62	36.99	0.00	336	74	PEAK	<p>Level (dBuV/m) vs Frequency (MHz) for Fundamental polarization. Peak at 7115 MHz.</p> <table border="1"> <thead> <tr> <th>Limit</th> <th>Read</th> <th>Ant</th> <th>Cable</th> <th>Preamp</th> <th>Aux</th> <th>APos</th> <th>TPos</th> <th>Remark</th> </tr> <tr> <th>Freq</th> <th>Level</th> <th>Line Margin</th> <th>Level Factor</th> <th>Loss Factor</th> <th>Factor</th> <th></th> <th></th> <th></th> </tr> <tr> <th>MHz</th> <th>dBuV/m</th> <th>dBuV/m</th> <th>dB</th> <th>dBuV</th> <th>dB/m</th> <th>dB</th> <th>dB</th> <th>cm</th> <th>deg</th> </tr> </thead> <tbody> <tr> <td>1</td> <td>7115.00</td> <td>76.77</td> <td>-----</td> <td>-----</td> <td>65.46</td> <td>35.70</td> <td>12.61</td> <td>37.00</td> <td>0.00</td> <td>336</td> <td>74</td> <td>PEAK</td> </tr> </tbody> </table>	Limit	Read	Ant	Cable	Preamp	Aux	APos	TPos	Remark	Freq	Level	Line Margin	Level Factor	Loss Factor	Factor				MHz	dBuV/m	dBuV/m	dB	dBuV	dB/m	dB	dB	cm	deg	1	7115.00	76.77	-----	-----	65.46	35.70	12.61	37.00	0.00	336	74	PEAK
	Limit	Read	Ant	Cable	Preamp	Aux	APos	TPos	Remark																																																																											
Freq	Level	Line Margin	Level Factor	Loss Factor	Factor																																																																															
MHz	dBuV/m	dBuV/m	dB	dBuV	dB/m	dB	dB	cm	deg																																																																											
1	7125.00	67.20	88.20	-21.00	55.87	35.70	12.62	36.99	0.00	336	74	PEAK																																																																								
Limit	Read	Ant	Cable	Preamp	Aux	APos	TPos	Remark																																																																												
Freq	Level	Line Margin	Level Factor	Loss Factor	Factor																																																																															
MHz	dBuV/m	dBuV/m	dB	dBuV	dB/m	dB	dB	cm	deg																																																																											
1	7115.00	76.77	-----	-----	65.46	35.70	12.61	37.00	0.00	336	74	PEAK																																																																								
Avg	<p>Level (dBuV/m) vs Frequency (MHz) for Horizontal polarization. Average level at 7117 MHz.</p> <table border="1"> <thead> <tr> <th>Limit</th> <th>Read</th> <th>Ant</th> <th>Cable</th> <th>Preamp</th> <th>Aux</th> <th>APos</th> <th>TPos</th> <th>Remark</th> </tr> <tr> <th>Freq</th> <th>Level</th> <th>Line Margin</th> <th>Level Factor</th> <th>Loss Factor</th> <th>Factor</th> <th></th> <th></th> <th></th> </tr> <tr> <th>MHz</th> <th>dBuV/m</th> <th>dBuV/m</th> <th>dB</th> <th>dBuV</th> <th>dB/m</th> <th>dB</th> <th>dB</th> <th>cm</th> <th>deg</th> </tr> </thead> <tbody> <tr> <td>1</td> <td>7125.00</td> <td>56.92</td> <td>68.20</td> <td>-11.28</td> <td>45.59</td> <td>35.70</td> <td>12.62</td> <td>36.99</td> <td>0.00</td> <td>336</td> <td>74</td> <td>AVERAGE</td> </tr> </tbody> </table>	Limit	Read	Ant	Cable	Preamp	Aux	APos	TPos	Remark	Freq	Level	Line Margin	Level Factor	Loss Factor	Factor				MHz	dBuV/m	dBuV/m	dB	dBuV	dB/m	dB	dB	cm	deg	1	7125.00	56.92	68.20	-11.28	45.59	35.70	12.62	36.99	0.00	336	74	AVERAGE	<p>Level (dBuV/m) vs Frequency (MHz) for Fundamental polarization. Average level at 7115 MHz.</p> <table border="1"> <thead> <tr> <th>Limit</th> <th>Read</th> <th>Ant</th> <th>Cable</th> <th>Preamp</th> <th>Aux</th> <th>APos</th> <th>TPos</th> <th>Remark</th> </tr> <tr> <th>Freq</th> <th>Level</th> <th>Line Margin</th> <th>Level Factor</th> <th>Loss Factor</th> <th>Factor</th> <th></th> <th></th> <th></th> </tr> <tr> <th>MHz</th> <th>dBuV/m</th> <th>dBuV/m</th> <th>dB</th> <th>dBuV</th> <th>dB/m</th> <th>dB</th> <th>dB</th> <th>cm</th> <th>deg</th> </tr> </thead> <tbody> <tr> <td>1</td> <td>7115.00</td> <td>67.75</td> <td>-----</td> <td>-----</td> <td>56.44</td> <td>35.70</td> <td>12.61</td> <td>37.00</td> <td>0.00</td> <td>336</td> <td>74</td> <td>AVERAGE</td> </tr> </tbody> </table>	Limit	Read	Ant	Cable	Preamp	Aux	APos	TPos	Remark	Freq	Level	Line Margin	Level Factor	Loss Factor	Factor				MHz	dBuV/m	dBuV/m	dB	dBuV	dB/m	dB	dB	cm	deg	1	7115.00	67.75	-----	-----	56.44	35.70	12.61	37.00	0.00	336	74	AVERAGE
	Limit	Read	Ant	Cable	Preamp	Aux	APos	TPos	Remark																																																																											
Freq	Level	Line Margin	Level Factor	Loss Factor	Factor																																																																															
MHz	dBuV/m	dBuV/m	dB	dBuV	dB/m	dB	dB	cm	deg																																																																											
1	7125.00	56.92	68.20	-11.28	45.59	35.70	12.62	36.99	0.00	336	74	AVERAGE																																																																								
Limit	Read	Ant	Cable	Preamp	Aux	APos	TPos	Remark																																																																												
Freq	Level	Line Margin	Level Factor	Loss Factor	Factor																																																																															
MHz	dBuV/m	dBuV/m	dB	dBuV	dB/m	dB	dB	cm	deg																																																																											
1	7115.00	67.75	-----	-----	56.44	35.70	12.61	37.00	0.00	336	74	AVERAGE																																																																								