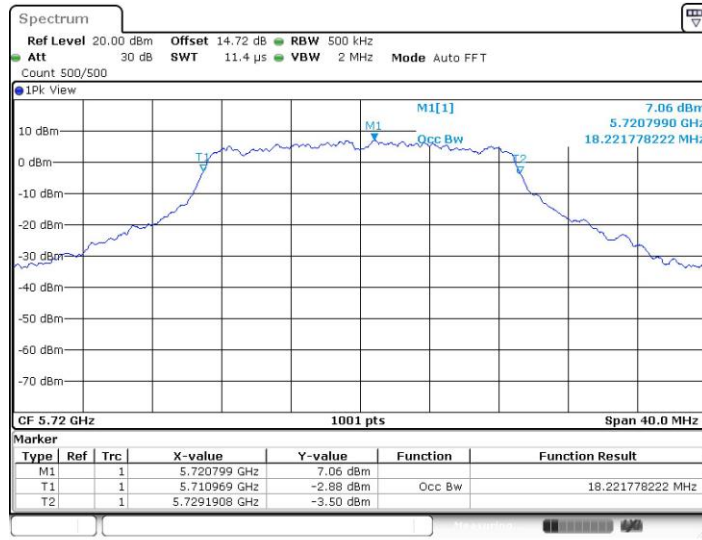


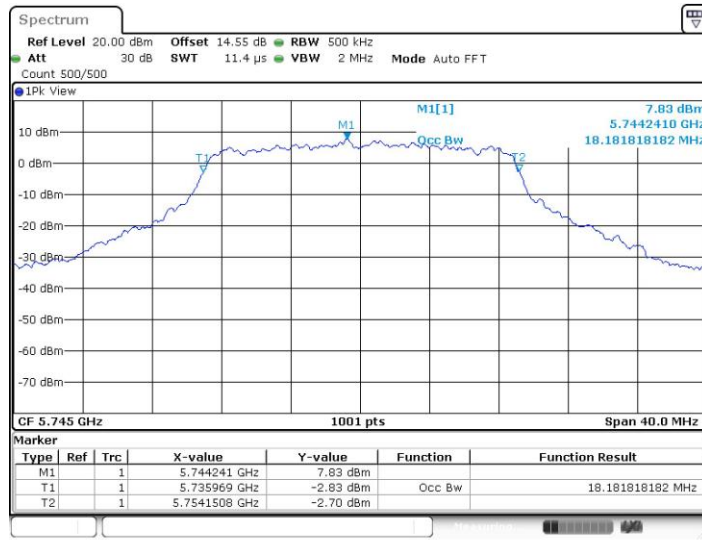


11N20SISO_Ant1_5720



Date: 4.DEC.2022 11:42:09

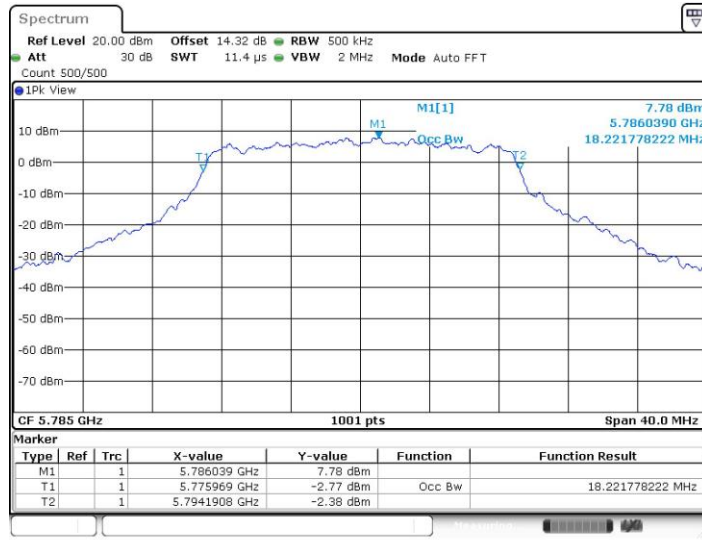
11N20SISO_Ant1_5745



Date: 4.DEC.2022 11:43:23

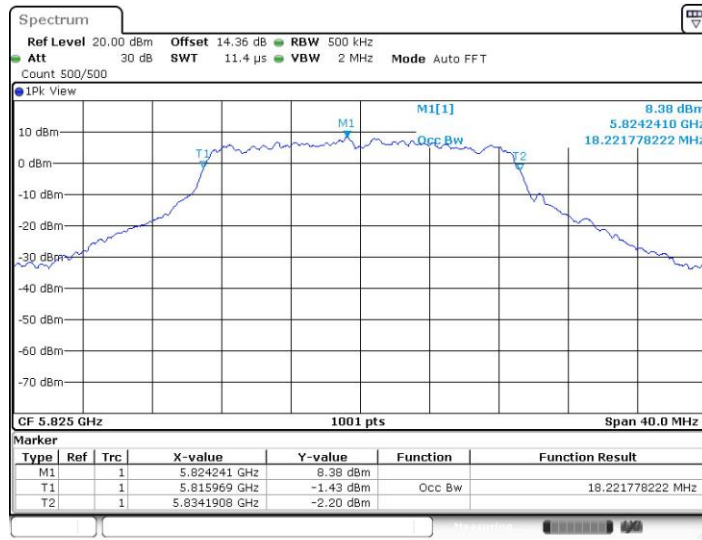


11N20SISO_Ant1_5785



Date: 4.DEC.2022 11:44:55

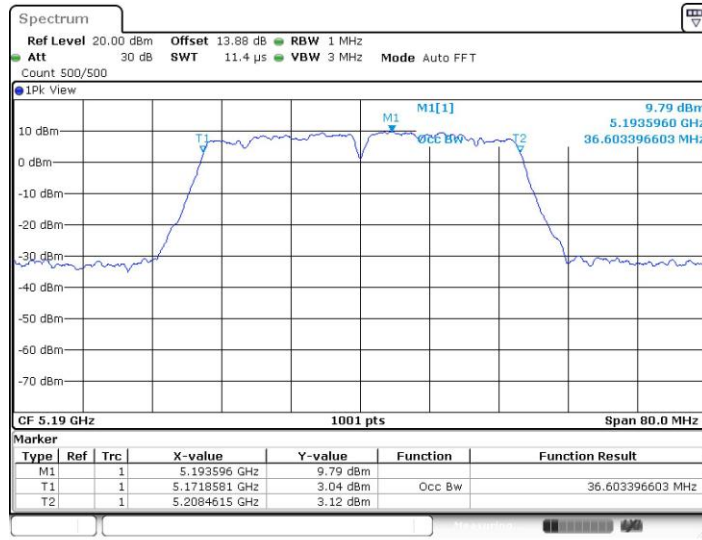
11N20SISO_Ant1_5825



Date: 4.DEC.2022 11:46:15

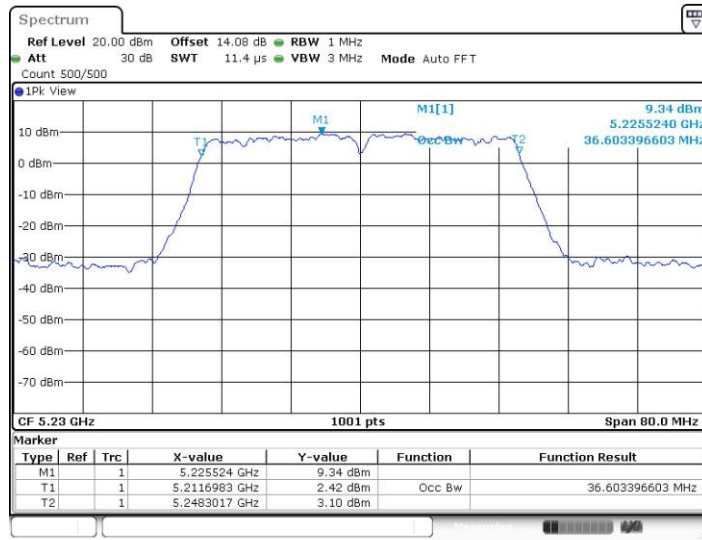


11N40SISO_Ant1_5190



Date: 4.DEC.2022 11:47:22

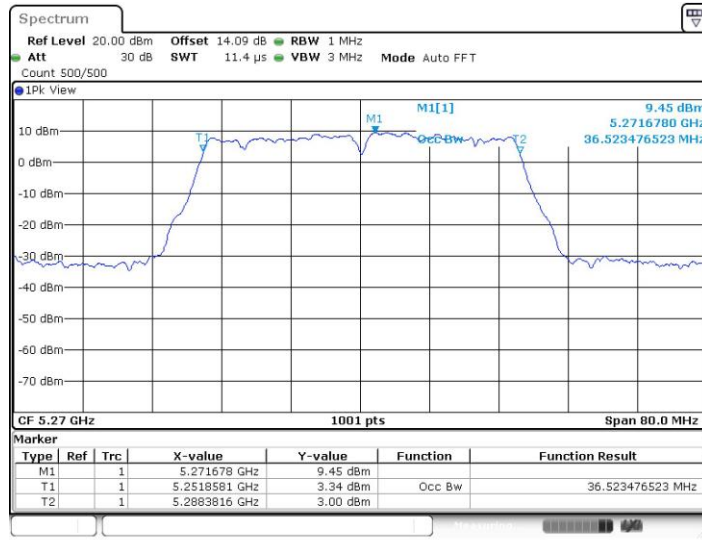
11N40SISO_Ant1_5230



Date: 4.DEC.2022 11:48:30

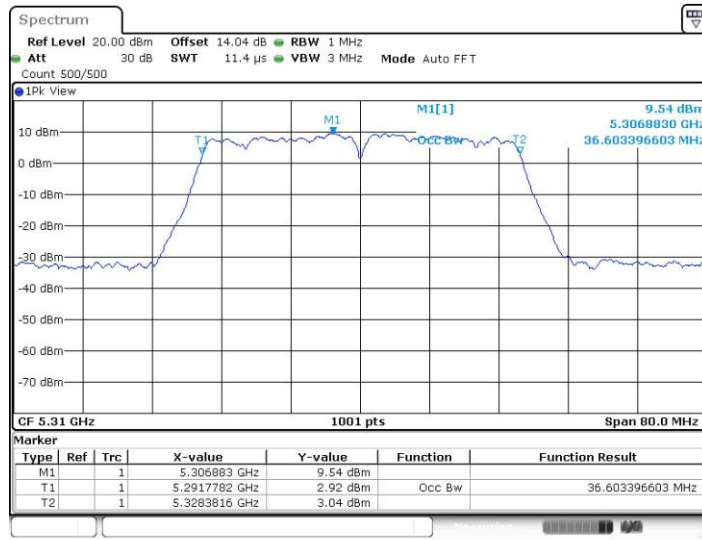


11N40SISO_Ant1_5270



Date: 4.DEC.2022 11:49:30

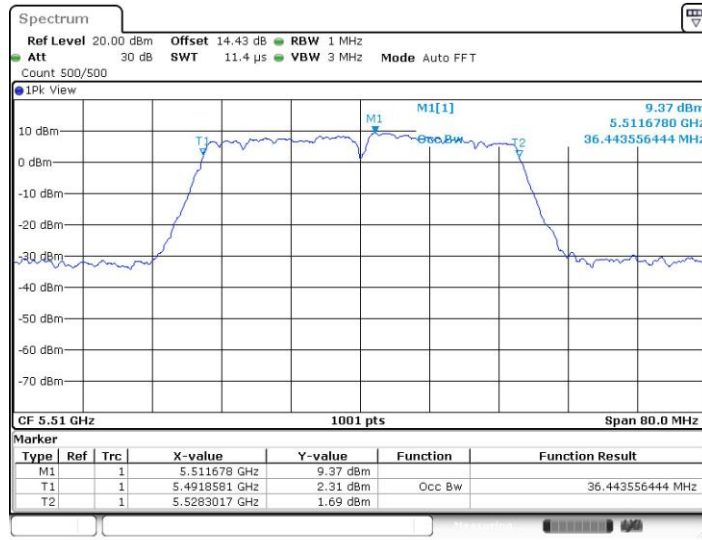
11N40SISO_Ant1_5310



Date: 4.DEC.2022 11:50:32

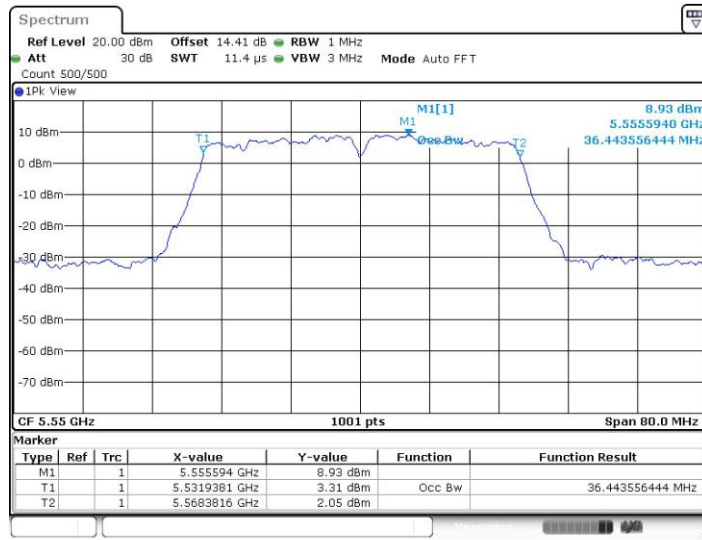


11N40SISO_Ant1_5510



Date: 4.DEC.2022 11:51:35

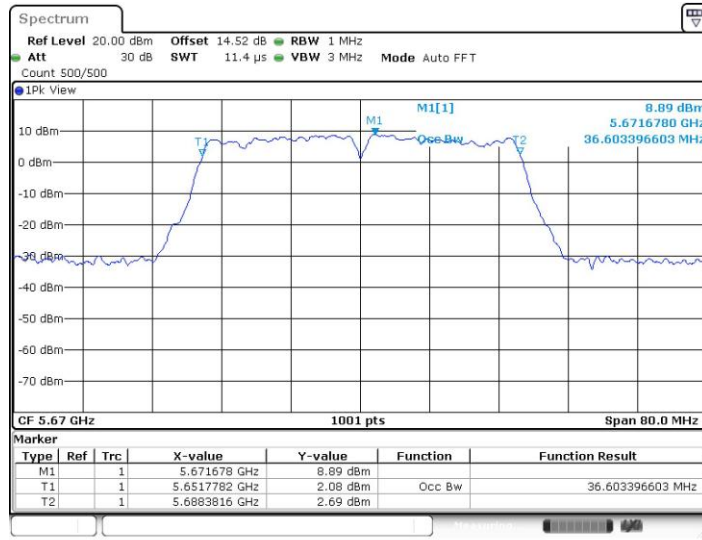
11N40SISO_Ant1_5550



Date: 4.DEC.2022 11:52:34

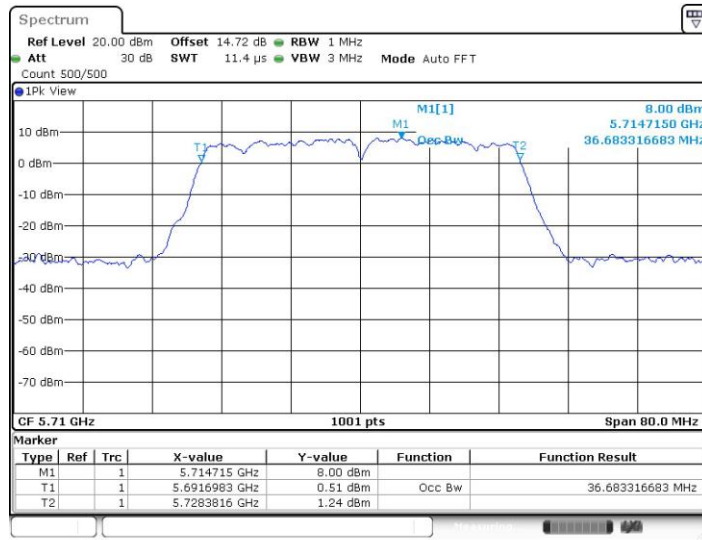


11N40SISO_Ant1_5670



Date: 4.DEC.2022 11:53:37

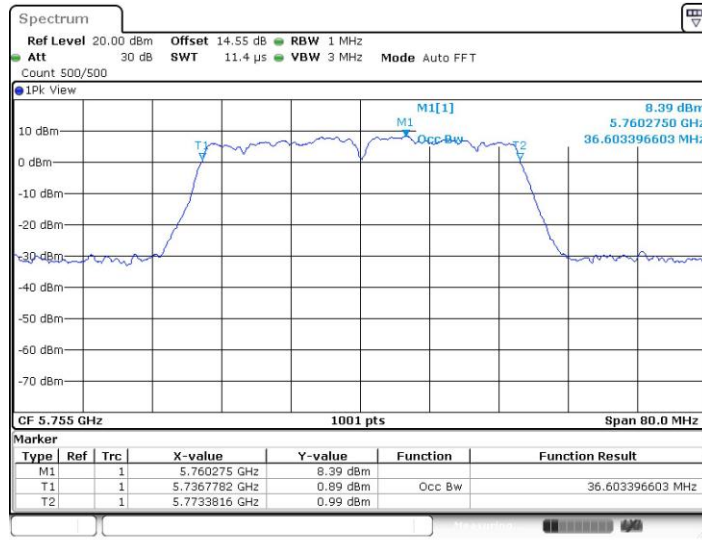
11N40SISO_Ant1_5710



Date: 4.DEC.2022 11:54:43

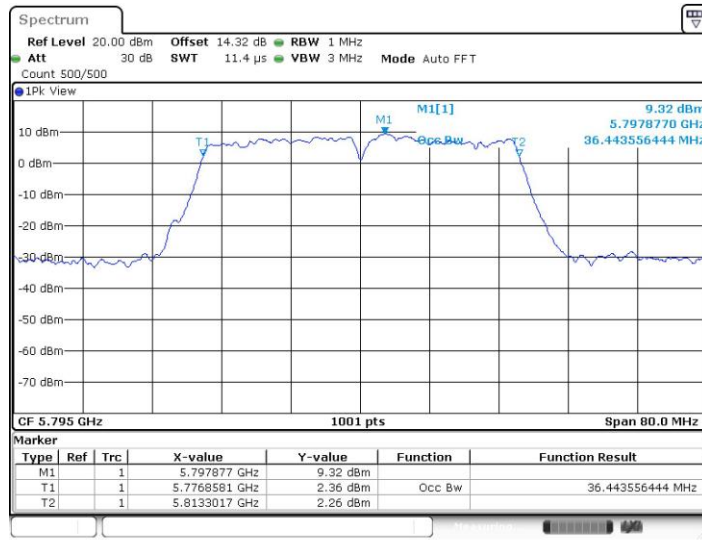


11N40SISO_Ant1_5755



Date: 4.DEC.2022 11:56:01

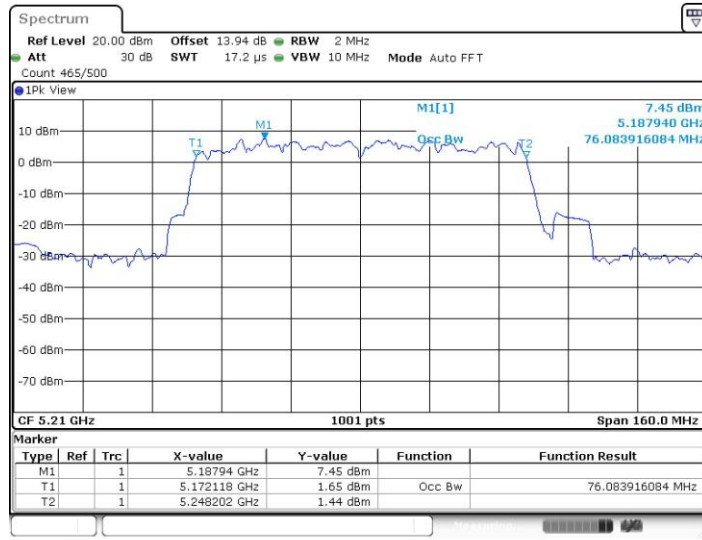
11N40SISO_Ant1_5795



Date: 4.DEC.2022 11:57:12

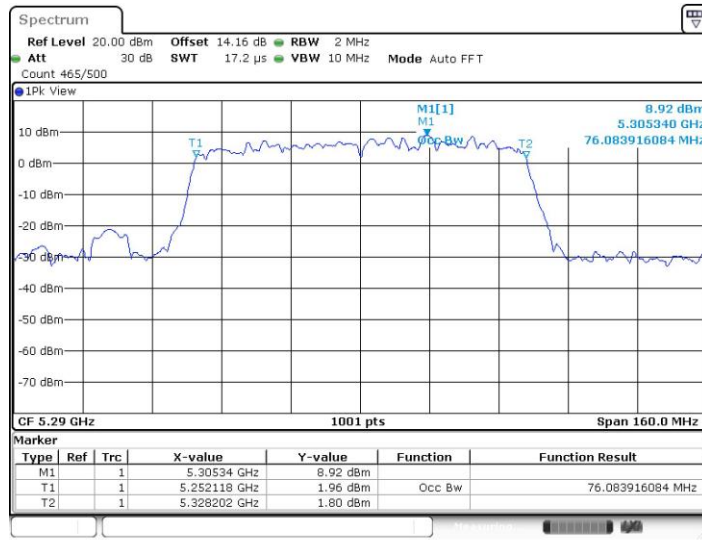


11AC80SISO_Ant1_5210



Date: 4.DEC.2022 11:58:27

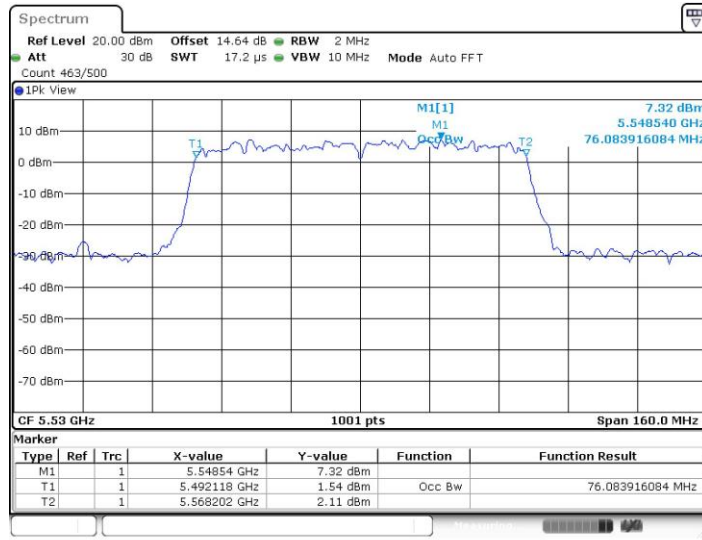
11AC80SISO_Ant1_5290



Date: 4.DEC.2022 12:01:30

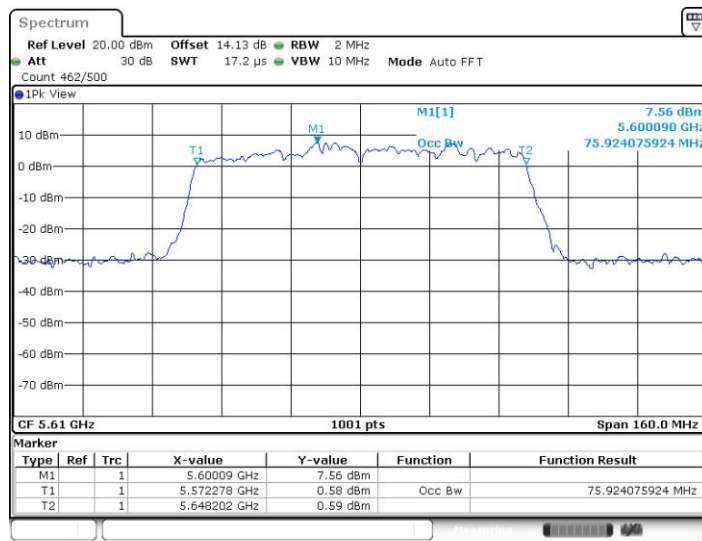


11AC80SISO_Ant1_5530



Date: 4.DEC.2022 12:02:31

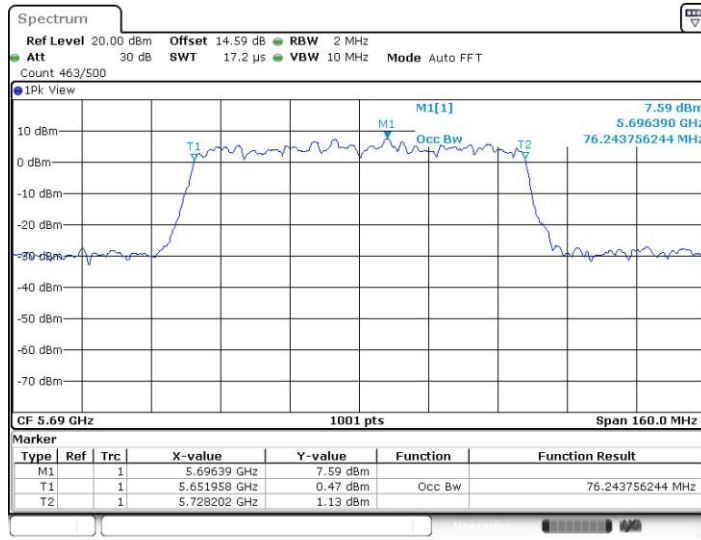
11AC80SISO_Ant1_5610



Date: 4.DEC.2022 12:03:34

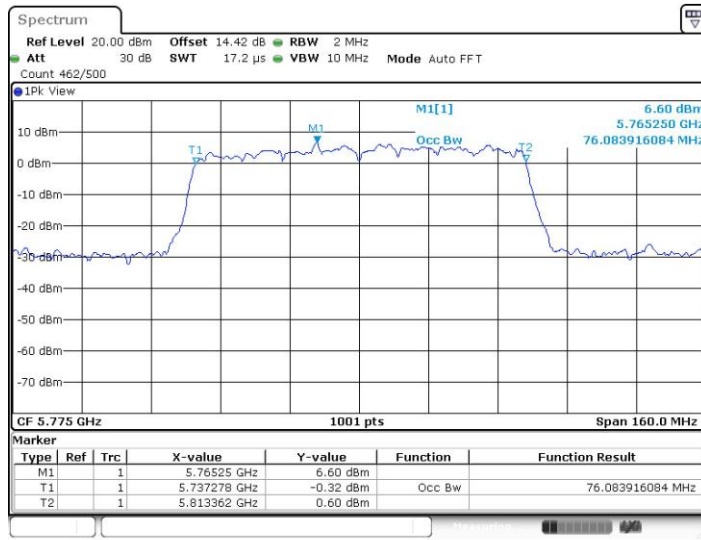


11AC80SISO_Ant1_5690



Date: 4.DEC.2022 12:04:39

11AC80SISO_Ant1_5775



Date: 4.DEC.2022 12:05:53



Min emission bandwidth

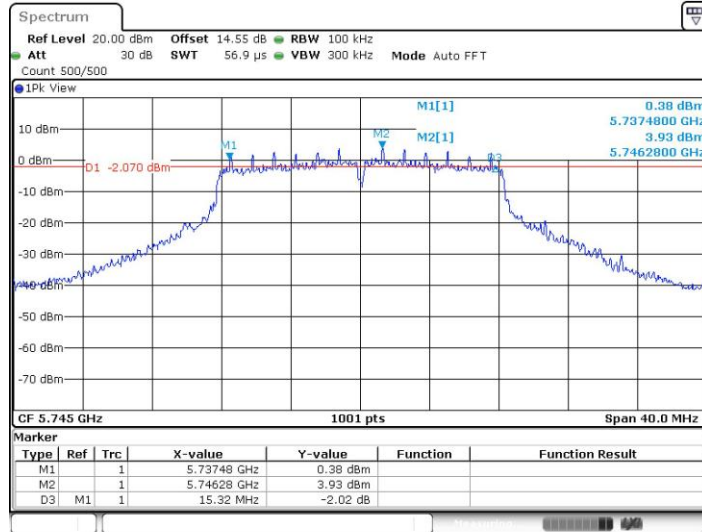
Test Result UNII 3

TestMode	Antenna	Freq(MHz)	6dB EBW [MHz]	FL[MHz]	FH[MHz]	Limit[MHz]	Verdict
11A	Ant1	5745	15.32	5737.48	5752.80	0.5	PASS
		5785	15.44	5777.48	5792.92	0.5	PASS
		5825	15.68	5817.24	5832.92	0.5	PASS
11N20SISO	Ant1	5745	16.80	5736.64	5753.44	0.5	PASS
		5785	15.68	5777.48	5793.16	0.5	PASS
		5825	16.76	5816.64	5833.40	0.5	PASS
11N40SISO	Ant1	5755	35.68	5737.48	5773.16	0.5	PASS
		5795	35.36	5777.48	5812.84	0.5	PASS
11AC80SISO	Ant1	5775	75.20	5737.40	5812.60	0.5	PASS



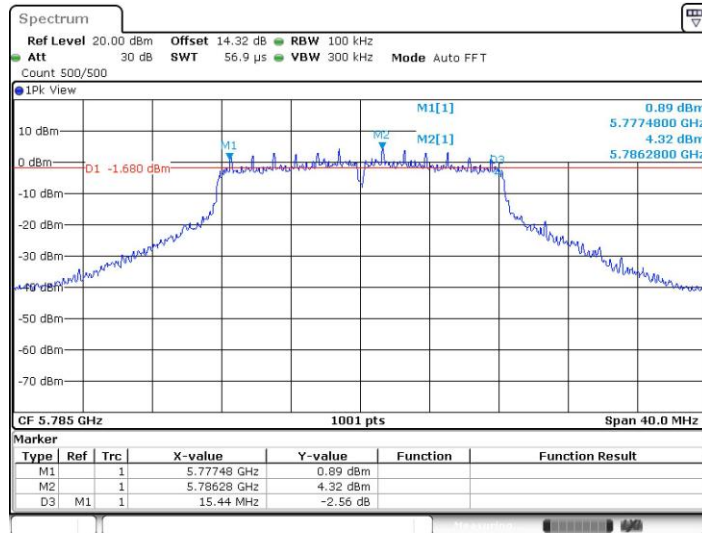
Test Graphs UNII 3

11A_Ant1_5745



Date: 4.DEC.2022 11:28:19

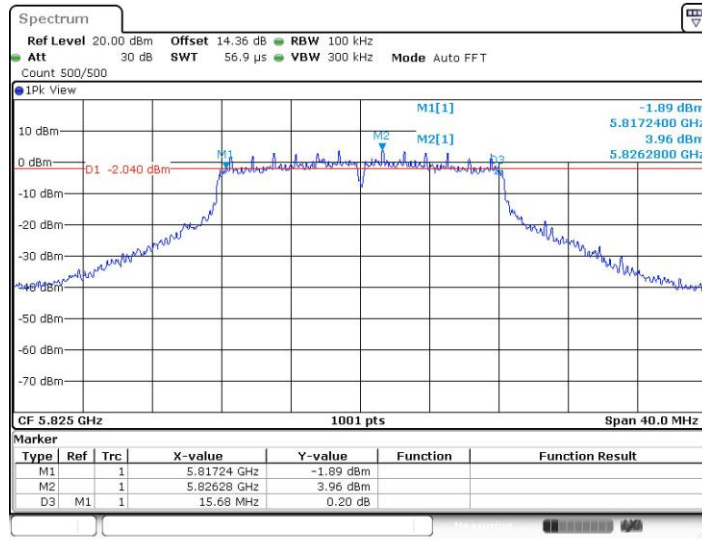
11A_Ant1_5785



Date: 4.DEC.2022 11:29:34

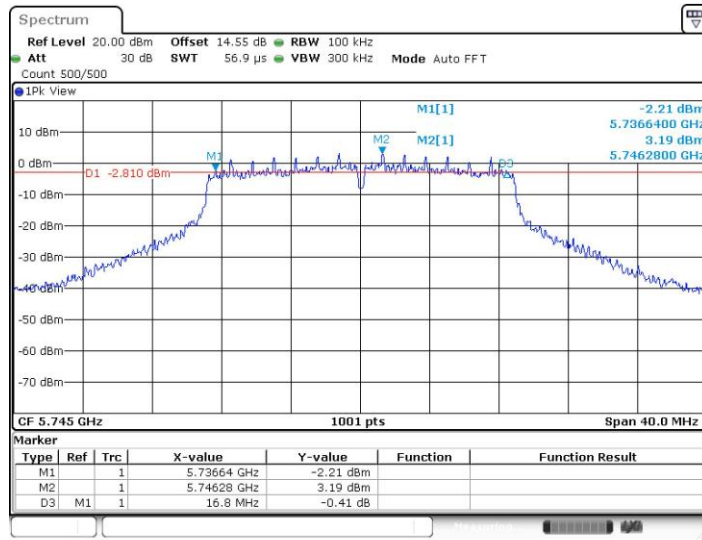


11A_Ant1_5825



Date: 4.DEC.2022 11:30:50

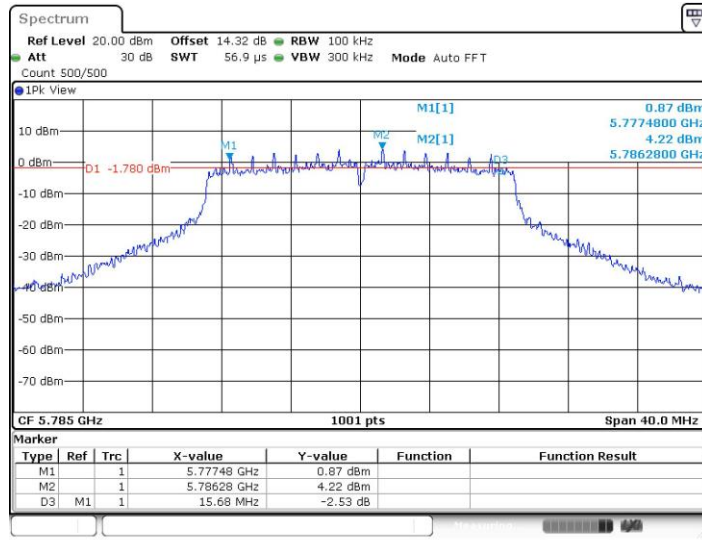
11N20SISO_Ant1_5745



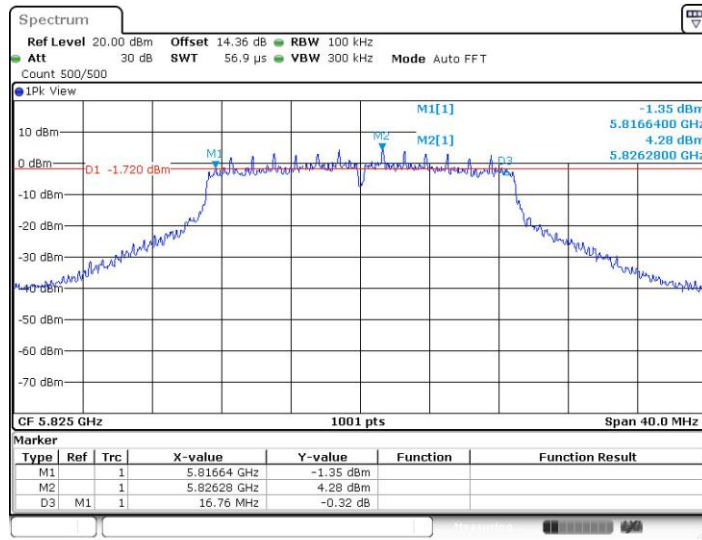
Date: 4.DEC.2022 11:43:06



11N20SISO_Ant1_5785

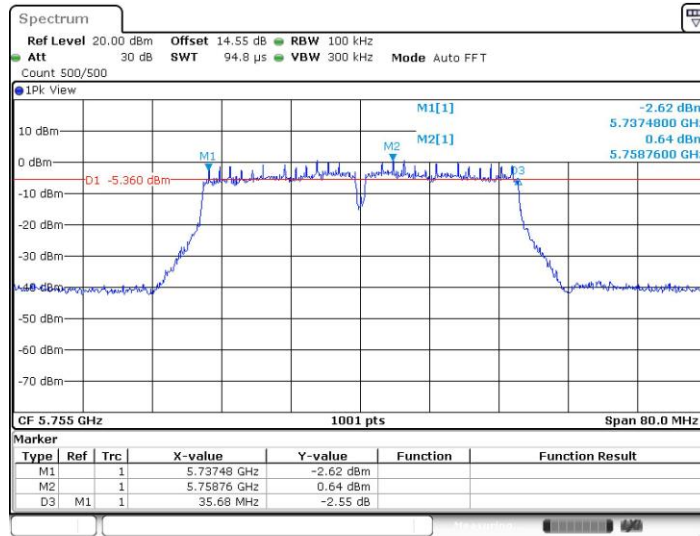


11N20SISO_Ant1_5825



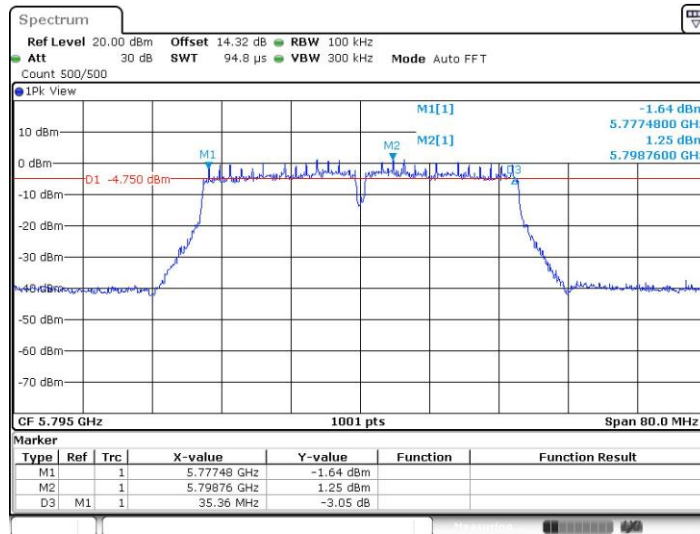


11N40SISO_Ant1_5755



Date: 4.DEC.2022 11:55:47

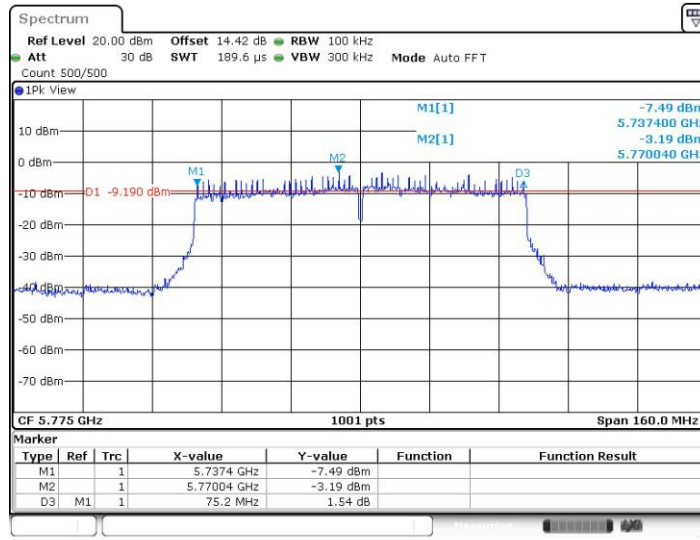
11N40SISO_Ant1_5795



Date: 4.DEC.2022 11:56:55



11AC80SISO_Ant1_5775





Power spectral density

Test Result

Test Mode	Antenna	Freq(MHz)	Result [dBm/MHz]	Limit[dBm/MHz]	Verdict
11A	Ant1	5180	4.1	≤11.00	PASS
		5220	4.42	≤11.00	PASS
		5240	4.52	≤11.00	PASS
		5260	4.43	≤11.00	PASS
		5300	3.85	≤11.00	PASS
		5320	4.04	≤11.00	PASS
		5500	4.4	≤11.00	PASS
		5580	4.17	≤11.00	PASS
		5700	3.15	≤11.00	PASS
		5720	2.5	≤11.00	PASS
		5745	0.27	≤30.00	PASS
		5785	0.7	≤30.00	PASS
		5825	0.73	≤30.00	PASS
11N20SISO	Ant1	5180	3.94	≤11.00	PASS
		5220	3.67	≤11.00	PASS
		5240	3.33	≤11.00	PASS
		5260	3.96	≤11.00	PASS
		5300	3.52	≤11.00	PASS
		5320	4.34	≤11.00	PASS
		5500	4.13	≤11.00	PASS
		5580	3.47	≤11.00	PASS
		5700	2.75	≤11.00	PASS
		5720	2.12	≤11.00	PASS
		5745	-0.04	≤30.00	PASS
		5785	0.42	≤30.00	PASS
		5825	-0.09	≤30.00	PASS
11N40SISO	Ant1	5190	1.94	≤11.00	PASS
		5230	1.67	≤11.00	PASS
		5270	1.5	≤11.00	PASS
		5310	1.52	≤11.00	PASS
		5510	0.73	≤11.00	PASS
		5550	1.25	≤11.00	PASS



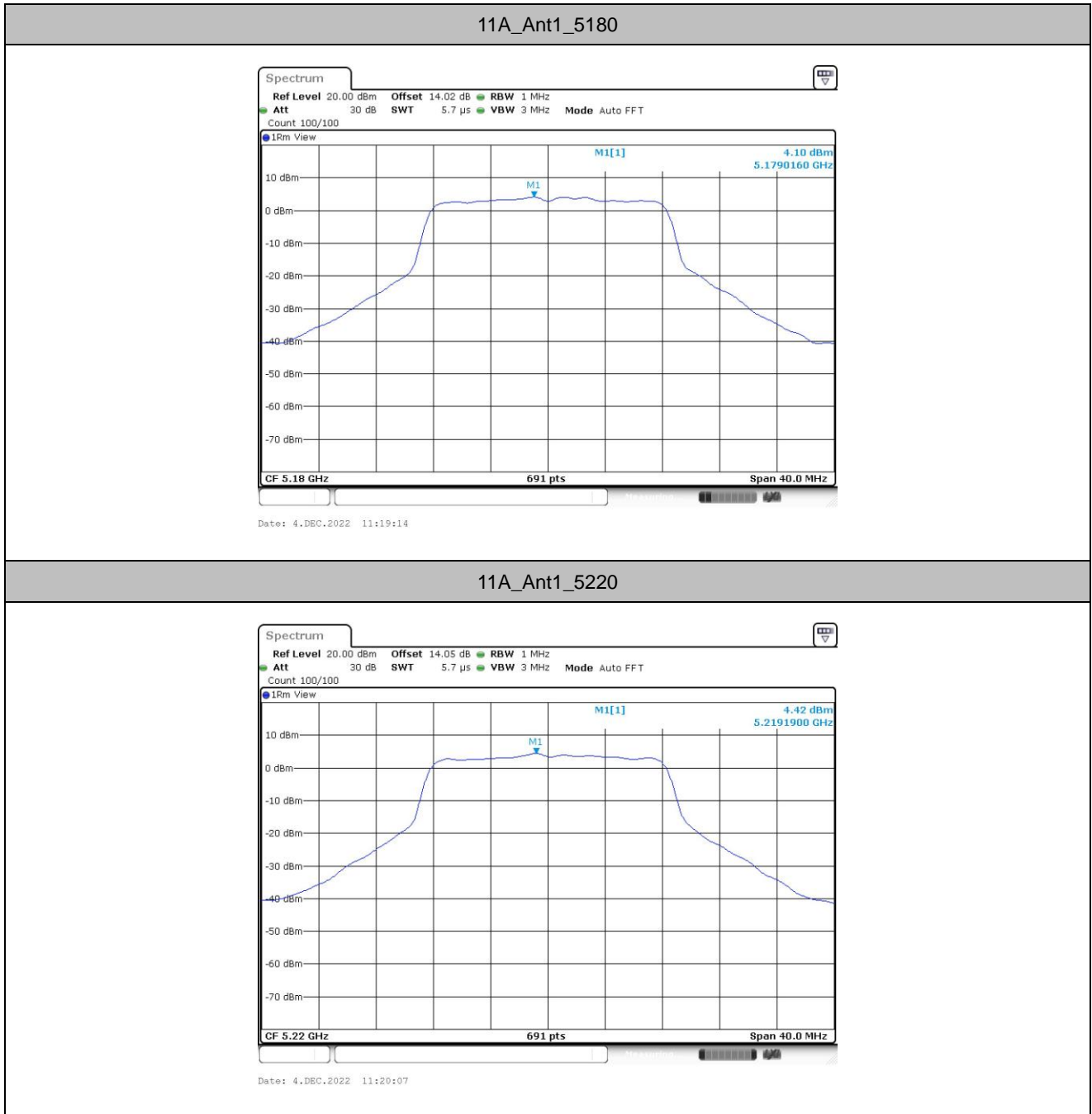
		5670	0.89	≤11.00	PASS
		5710	0.46	≤11.00	PASS
		5755	-2.53	≤30.00	PASS
		5795	-2.26	≤30.00	PASS
11AC80SISO	Ant1	5210	-3.48	≤11.00	PASS
		5290	-3.75	≤11.00	PASS
		5530	-3.88	≤11.00	PASS
		5610	-4.57	≤11.00	PASS
		5690	-4.17	≤11.00	PASS
		5775	-7.56	≤30.00	PASS

Note : 1.The Result and Limit Unit is dBm/500 kHz in the band 5.725–5.85 GHz.

2.The Duty Cycle Factor and is compensated in the graph.

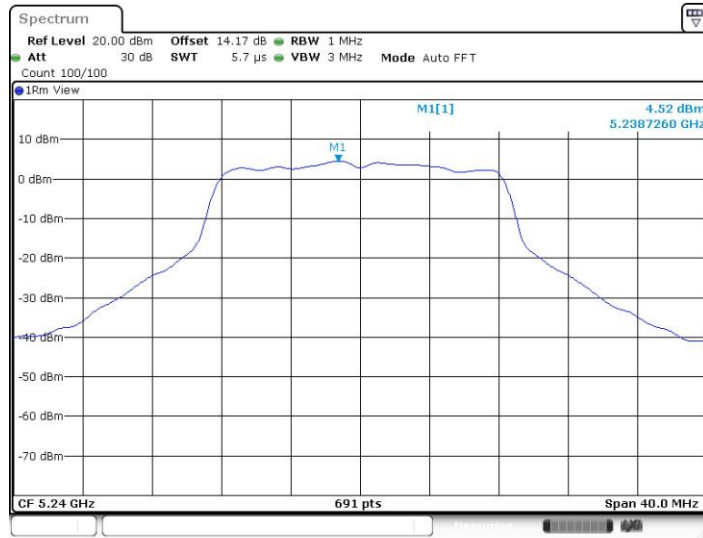


Test Graphs





11A_Ant1_5240



Date: 4.DEC.2022 11:20:56

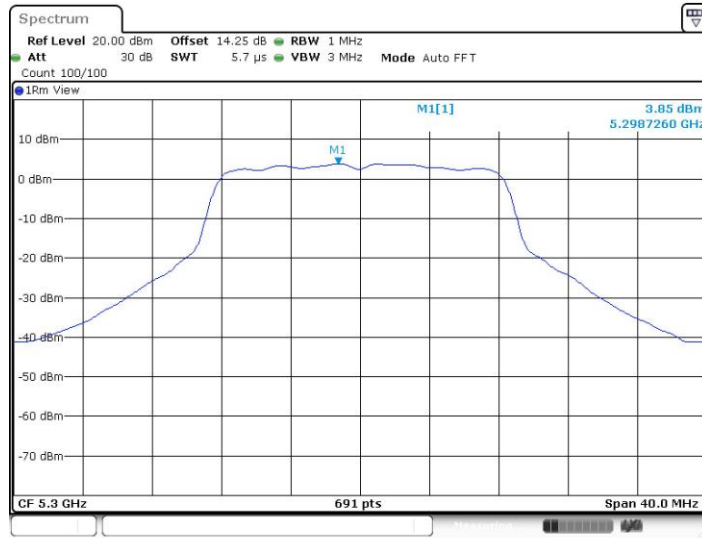
11A_Ant1_5260



Date: 4.DEC.2022 11:21:49

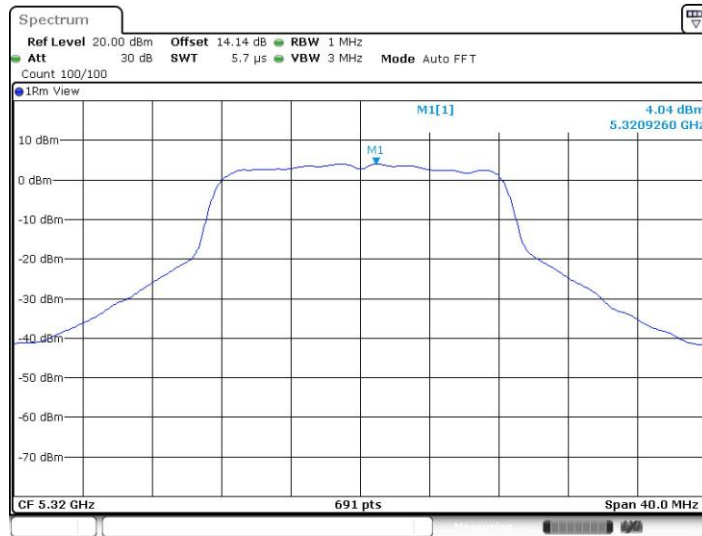


11A_Ant1_5300



Date: 4.DEC.2022 11:22:43

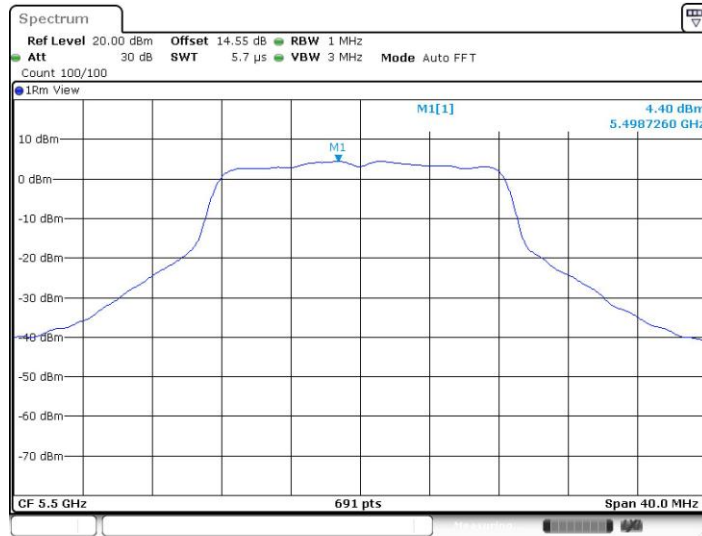
11A_Ant1_5320



Date: 4.DEC.2022 11:23:37



11A_Ant1_5500



Date: 4.DEC.2022 11:24:37

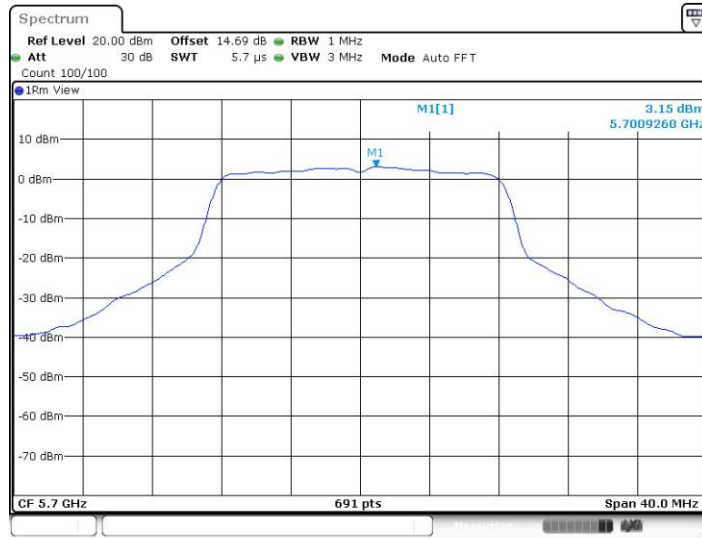
11A_Ant1_5580



Date: 4.DEC.2022 11:25:38



11A_Ant1_5700



Date: 4.DEC.2022 11:26:38

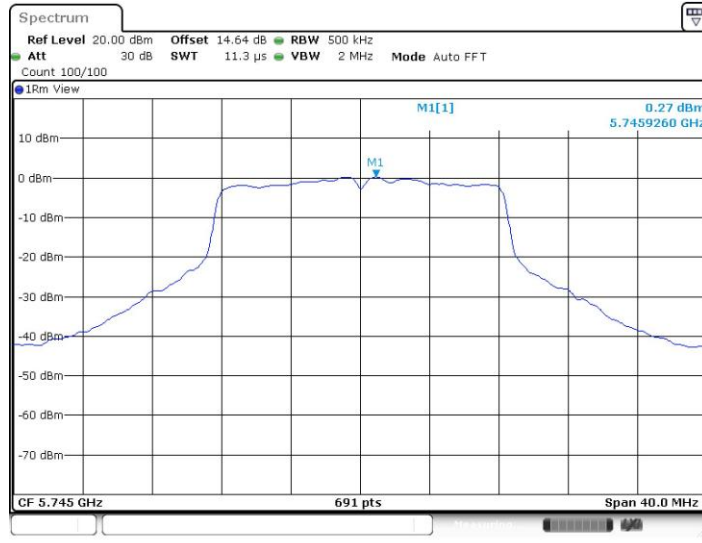
11A_Ant1_5720



Date: 4.DEC.2022 11:27:34

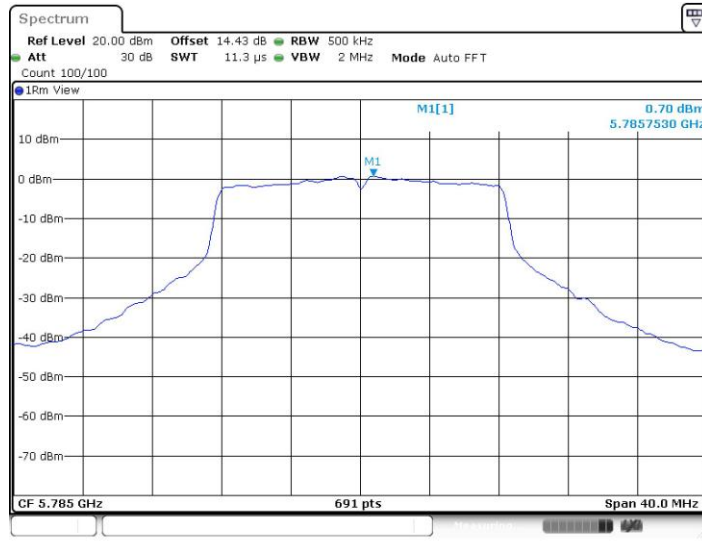


11A_Ant1_5745



Date: 4.DEC.2022 11:28:49

11A_Ant1_5785



Date: 4.DEC.2022 11:30:09



11A_Ant1_5825



Date: 4.DEC.2022 11:31:19

11N20SISO_Ant1_5180



Date: 4.DEC.2022 11:33:07



11N20SISO_Ant1_5220



Date: 4.DEC.2022 11:34:05

11N20SISO_Ant1_5240



Date: 4.DEC.2022 11:35:03



11N20SISO_Ant1_5260



Date: 4.DEC.2022 11:36:01

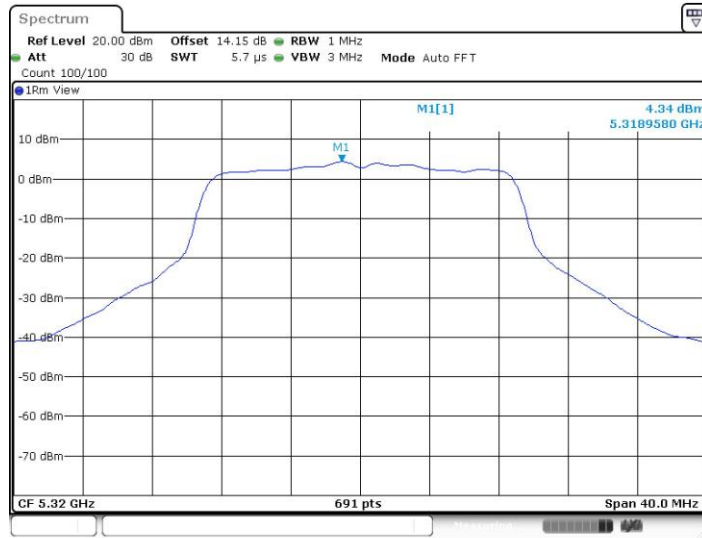
11N20SISO_Ant1_5300



Date: 4.DEC.2022 11:37:00



11N20SISO_Ant1_5320



Date: 4.DEC.2022 11:37:56

11N20SISO_Ant1_5500



Date: 4.DEC.2022 11:38:59



11N20SISO_Ant1_5580



Date: 4.DEC.2022 11:40:01

11N20SISO_Ant1_5700



Date: 4.DEC.2022 11:41:25



11N20SISO_Ant1_5720



Date: 4.DEC.2022 11:42:25

11N20SISO_Ant1_5745



Date: 4.DEC.2022 11:43:36



11N20SISO_Ant1_5785



Date: 4.DEC.2022 11:45:12

11N20SISO_Ant1_5825



Date: 4.DEC.2022 11:46:32



11N40SISO_Ant1_5190



Date: 4.DEC.2022 11:47:39

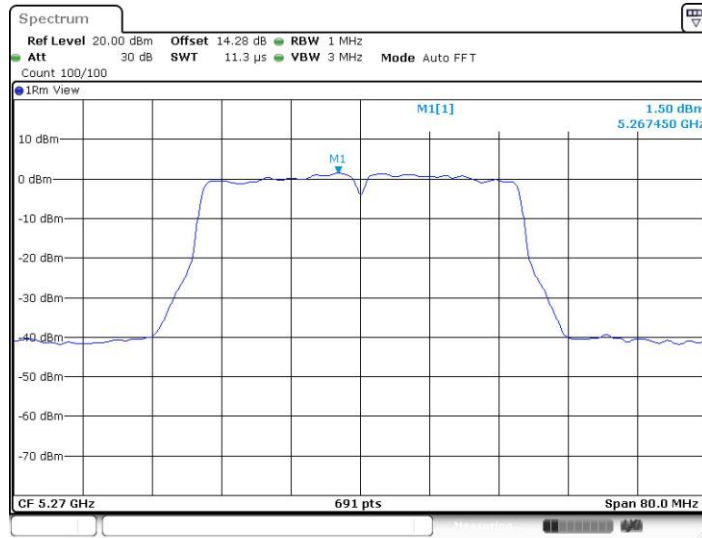
11N40SISO_Ant1_5230



Date: 4.DEC.2022 11:48:47



11N40SISO_Ant1_5270



Date: 4.DEC.2022 11:49:45

11N40SISO_Ant1_5310



Date: 4.DEC.2022 11:50:47



11N40SISO_Ant1_5510



Date: 4.DEC.2022 11:51:51

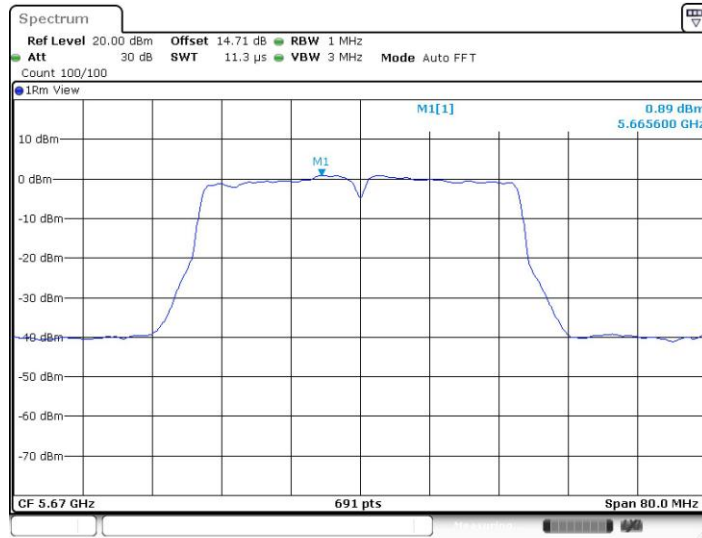
11N40SISO_Ant1_5550



Date: 4.DEC.2022 11:52:49

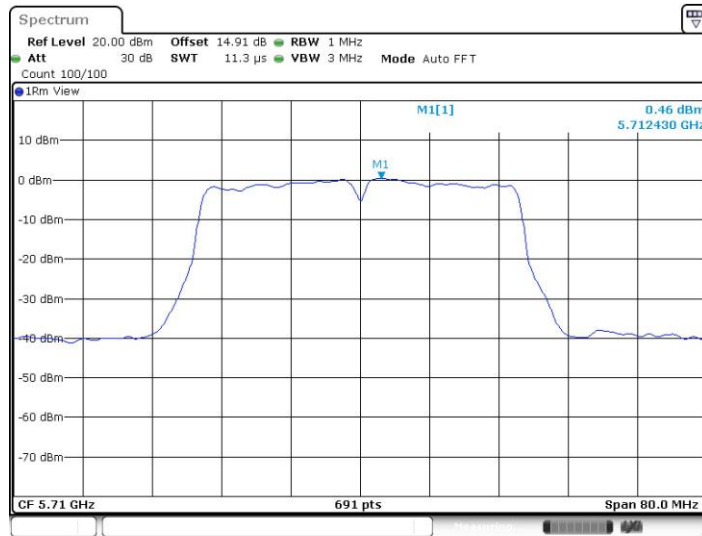


11N40SISO_Ant1_5670



Date: 4.DEC.2022 11:53:52

11N40SISO_Ant1_5710



Date: 4.DEC.2022 11:54:58



11N40SISO_Ant1_5755



Date: 4.DEC.2022 11:56:17

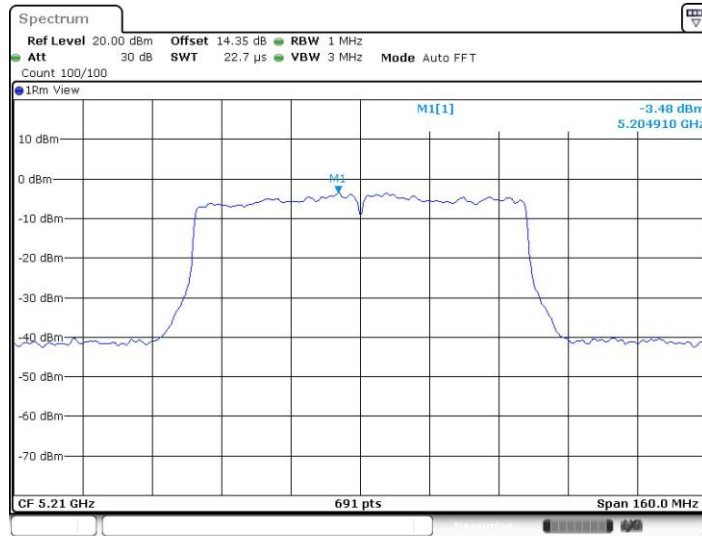
11N40SISO_Ant1_5795



Date: 4.DEC.2022 11:57:29



11AC80SISO_Ant1_5210



Date: 4.DEC.2022 11:58:42

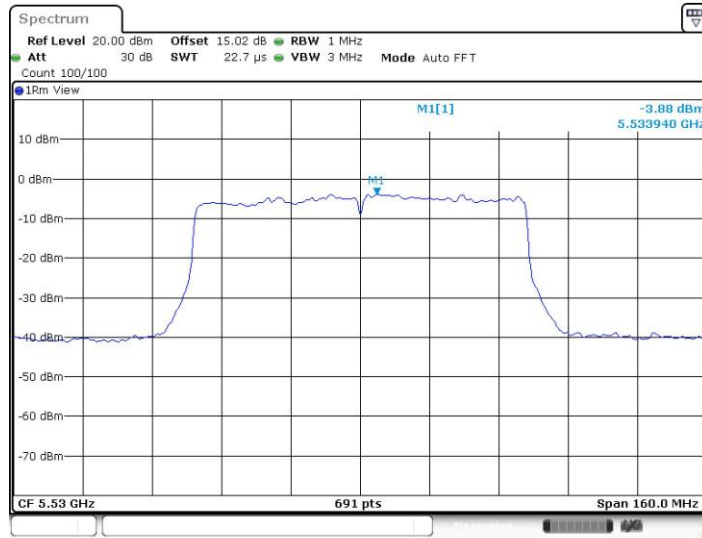
11AC80SISO_Ant1_5290



Date: 4.DEC.2022 12:01:45

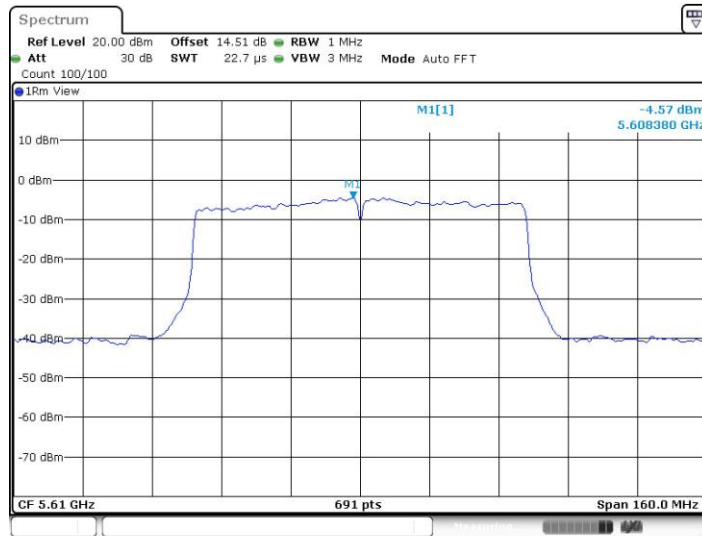


11AC80SISO_Ant1_5530



Date: 4.DEC.2022 12:02:48

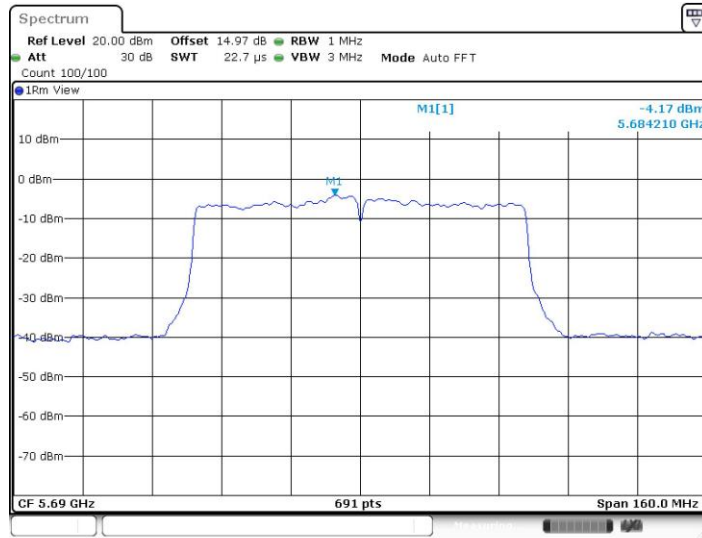
11AC80SISO_Ant1_5610



Date: 4.DEC.2022 12:03:49

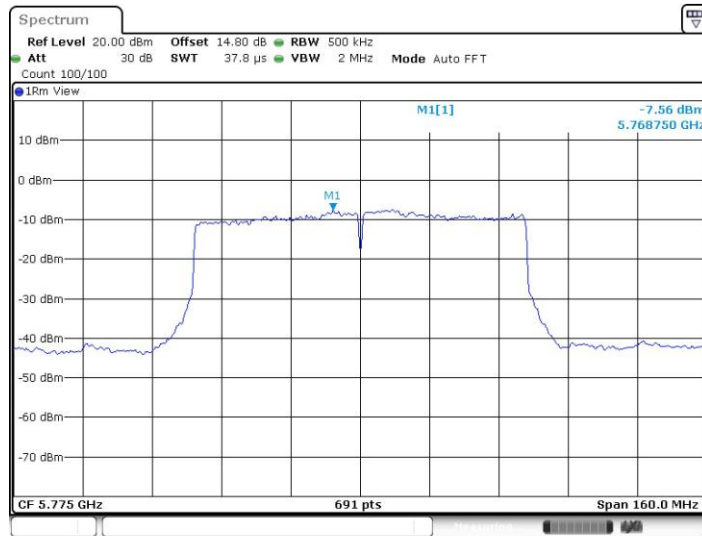


11AC80SISO_Ant1_5690



Date: 4.DEC.2022 12:04:54

11AC80SISO_Ant1_5775

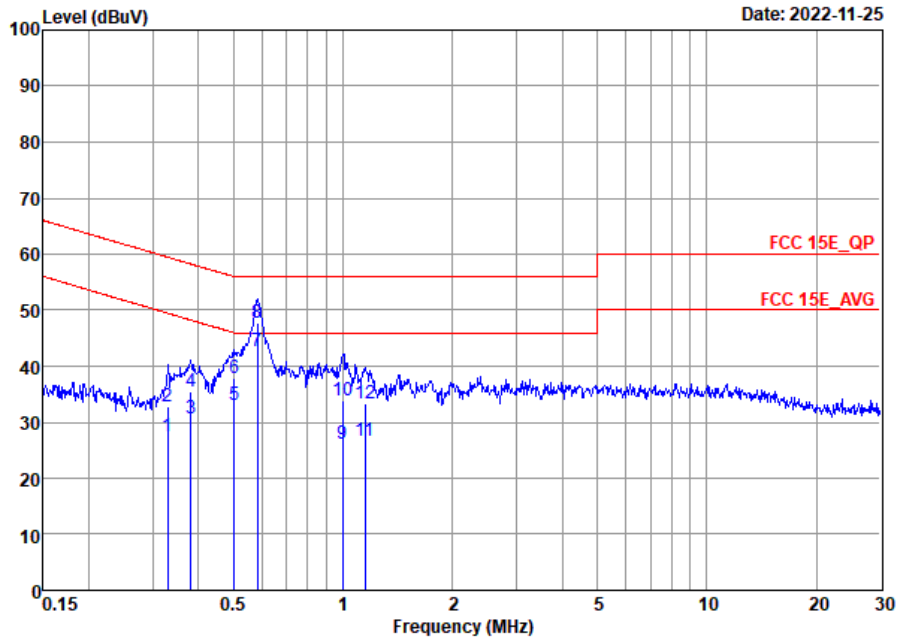


Date: 4.DEC.2022 12:06:10



Appendix B. AC Conducted Emission Test Results

Test Engineer :	Lily Qiu	Temperature :	21~24°C
		Relative Humidity :	39~43%
Test Voltage :	120Vac / 60Hz	Phase :	Line
Remark :	All emissions not reported here are more than 10 dB below the prescribed limit.		

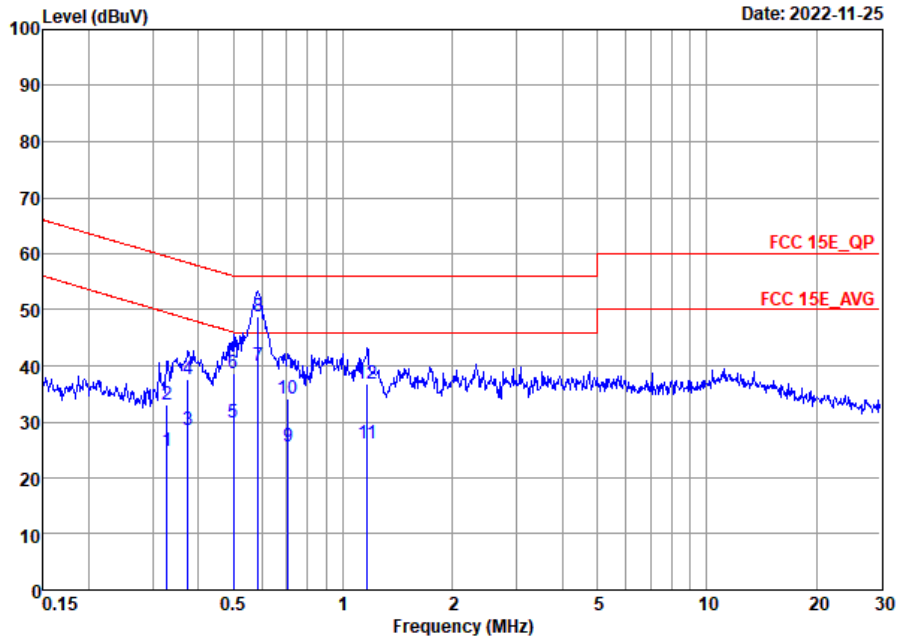


Site : CO01-SZ
Condition: FCC 15E_QP LISN_20220811_ L LINE

	Freq	Level	Over	Limit	Read	LISN	Cable	
	MHz	dBuV	Limit	Line	Level	Factor	Loss	Remark
			dB	dBuV	dBuV	dB	dB	
1	0.33	27.40	-22.04	49.44	6.20	10.11	11.09	Average
2	0.33	32.80	-26.64	59.44	11.60	10.11	11.09	QP
3	0.38	30.75	-17.50	48.25	9.30	10.09	11.36	Average
4	0.38	35.35	-22.90	58.25	13.90	10.09	11.36	QP
5	0.50	33.06	-12.94	46.00	11.10	10.12	11.84	Average
6	0.50	37.76	-18.24	56.00	15.80	10.12	11.84	QP
7 *	0.58	42.60	-3.40	46.00	21.00	10.10	11.50	Average
8	0.58	47.60	-8.40	56.00	26.00	10.10	11.50	QP
9	1.00	26.25	-19.75	46.00	5.90	10.12	10.23	Average
10	1.00	33.95	-22.05	56.00	13.60	10.12	10.23	QP
11	1.15	26.77	-19.23	46.00	6.40	10.14	10.23	Average
12	1.15	33.27	-22.73	56.00	12.90	10.14	10.23	QP



Test Engineer :	Lily Qiu	Temperature :	21~24°C
		Relative Humidity :	39~43%
Test Voltage :	120Vac / 60Hz	Phase :	Neutral
Remark :	All emissions not reported here are more than 10 dB below the prescribed limit.		



Site : CO01-SZ
 Condition: FCC 15E QP LISN 20220811 N NEUTRAL

	Freq	Level	Over Limit	Limit Line	Read Level	LISN Factor	Cable Loss	Remark
	MHz	dBuV	dB	dBuV	dBuV	dB	dB	
1	0.33	24.67	-24.82	49.49	3.39	10.19	11.09	Average
2	0.33	33.07	-26.42	59.49	11.79	10.19	11.09	QP
3	0.38	28.41	-19.98	48.39	6.90	10.18	11.33	Average
4	0.38	37.71	-20.68	58.39	16.20	10.18	11.33	QP
5	0.50	29.85	-16.16	46.01	7.80	10.19	11.86	Average
6	0.50	38.55	-17.46	56.01	16.50	10.19	11.86	QP
7 *	0.59	39.91	-6.09	46.00	18.20	10.23	11.48	Average
8	0.59	48.81	-7.19	56.00	27.10	10.23	11.48	QP
9	0.70	25.56	-20.44	46.00	4.29	10.22	11.05	Average
10	0.70	34.06	-21.94	56.00	12.79	10.22	11.05	QP
11	1.17	26.18	-19.82	46.00	5.70	10.25	10.23	Average
12	1.17	36.78	-19.22	56.00	16.30	10.25	10.23	QP

Note:

- Level(dBμV) = Read Level(dBμV) + LISN Factor(dB) + Cable Loss(dB)
- Over Limit(dB) = Level(dBμV) – Limit Line(dBμV)



Appendix C. Radiated Spurious Emission Test Results

Test Engineer :	Carry Xu	Relative Humidity :	41~42%
		Temperature :	22~23°C

Radiated Spurious Emission Test Modes

Mode	Band	Band (GHz)	Antenna	Modulation	Channel	Frequency	Data Rate	RU	Remark
Mode 1	U-NII-1	5.15-5.25	1	802.11a	36	5180	6Mbps	-	-
Mode 2	U-NII-1	5.15-5.25	1	802.11a	44	5220	6Mbps	-	-
Mode 3	U-NII-1	5.15-5.25	1	802.11a	48	5240	6Mbps	-	-
Mode 4	U-NII-2A	5.25-5.35	1	802.11a	52	5280	6Mbps	-	-
Mode 5	U-NII-2A	5.25-5.35	1	802.11a	60	5300	6Mbps	-	-
Mode 6	U-NII-2A	5.25-5.35	1	802.11a	64	5320	6Mbps	-	-
Mode 7	U-NII-2C	5.47-5.725	1	802.11a	100	5500	6Mbps	-	-
Mode 8	U-NII-2C	5.47-5.725	1	802.11a	116	5580	6Mbps	-	-
Mode 9	U-NII-2C	5.47-5.725	1	802.11a	140	5700	6Mbps	-	-
Mode 10	U-NII-1	5.15-5.25	1	802.11ac VHT20	36	5180	MCS0	-	-
Mode 11	U-NII-1	5.15-5.25	1	802.11ac VHT20	44	5220	MCS0	-	-
Mode 12	U-NII-1	5.15-5.25	1	802.11ac VHT20	48	5240	MCS0	-	-
Mode 13	U-NII-2A	5.25-5.35	1	802.11ac VHT20	52	5280	MCS0	-	-
Mode 14	U-NII-2A	5.25-5.35	1	802.11ac VHT20	60	5300	MCS0	-	-
Mode 15	U-NII-2A	5.25-5.35	1	802.11ac VHT20	64	5320	MCS0	-	-
Mode 16	U-NII-2C	5.47-5.725	1	802.11ac VHT20	100	5500	MCS0	-	-
Mode 17	U-NII-2C	5.47-5.725	1	802.11ac VHT20	116	5580	MCS0	-	-
Mode 18	U-NII-2C	5.47-5.725	1	802.11ac VHT20	140	5700	MCS0	-	-
Mode 19	U-NII-1	5.15-5.25	1	802.11ac VHT40	38	5190	MCS0	-	-
Mode 20	U-NII-1	5.15-5.25	1	802.11ac VHT40	46	5230	MCS0	-	-
Mode 21	U-NII-2A	5.25-5.35	1	802.11ac VHT40	54	5270	MCS0	-	-
Mode 22	U-NII-2A	5.25-5.35	1	802.11ac VHT40	62	5310	MCS0	-	-



Mode	Band	Band (GHz)	Antenna	Modulation	Channel	Frequency	Data Rate	RU	Remark
Mode 23	U-NII-2C	5.47-5.725	1	802.11ac VHT40	102	5510	MCS0	-	-
Mode 24	U-NII-2C	5.47-5.725	1	802.11ac VHT40	110	5550	MCS0	-	-
Mode 25	U-NII-2C	5.47-5.725	1	802.11ac VHT40	134	5670	MCS0	-	-
Mode 26	U-NII-1	5.15-5.25	1	802.11ac VHT80	42	5210	MCS0	-	-
Mode 27	U-NII-2A	5.25-5.35	1	802.11ac VHT80	58	5290	MCS0	-	-
Mode 28	U-NII-2C	5.47-5.725	1	802.11ac VHT80	106	5530	MCS0	-	-
Mode 29	U-NII-2C	5.47-5.725	1	802.11ac VHT80	122	5610	MCS0	-	-
Mode 30	U-NII-3	5.725-5.85	1	802.11a	149	5745	6Mbps	-	-
Mode 31	U-NII-3	5.725-5.85	1	802.11a	157	5785	6Mbps	-	-
Mode 32	U-NII-3	5.725-5.85	1	802.11a	165	5825	6Mbps	-	-
Mode 33	U-NII-3	5.725-5.85	1	802.11ac VHT20	149	5745	MCS0	-	-
Mode 34	U-NII-3	5.725-5.85	1	802.11ac VHT20	157	5785	MCS0	-	-
Mode 35	U-NII-3	5.725-5.85	1	802.11ac VHT20	165	5825	MCS0	-	-
Mode 36	U-NII-3	5.725-5.85	1	802.11ac VHT40	151	5755	MCS0	-	-
Mode 37	U-NII-3	5.725-5.85	1	802.11ac VHT40	159	5795	MCS0	-	-
Mode 38	U-NII-3	5.725-5.85	1	802.11ac VHT80	155	5775	MCS0	-	-
Mode 39	U-NII-2C	5.47-5.85	1	802.11a	144	5720	6Mbps	-	-
Mode 40	U-NII-2C	5.47-5.85	1	802.11ac VHT20	144	5720	MCS0	-	-
Mode 41	U-NII-2C	5.47-5.85	1	802.11ac VHT40	142	5710	MCS0	-	-
Mode 42	U-NII-2C	5.47-5.85	1	802.11ac VHT80	138	5690	MCS0	-	-
Mode 43	U-NII-1	5.15-5.25	1	802.11n HT20	36	5180	MCS0	-	-
Mode 44	U-NII-1	5.15-5.25	1	802.11n HT20	44	5220	MCS0	-	-



Mode	Band	Band (GHz)	Antenna	Modulation	Channel	Frequency	Data Rate	RU	Remark
Mode 45	U-NII-1	5.15-5.25	1	802.11n HT20	48	5240	MCS0	-	-
Mode 46	U-NII-2A	5.25-5.35	1	802.11n HT20	52	5280	MCS0	-	-
Mode 47	U-NII-2A	5.25-5.35	1	802.11n HT20	60	5300	MCS0	-	-
Mode 48	U-NII-2A	5.25-5.35	1	802.11n HT20	64	5320	MCS0	-	-
Mode 49	U-NII-2C	5.47-5.725	1	802.11n HT20	100	5500	MCS0	-	-
Mode 50	U-NII-2C	5.47-5.725	1	802.11n HT20	116	5580	MCS0	-	-
Mode 51	U-NII-2C	5.47-5.725	1	802.11n HT20	140	5700	MCS0	-	-
Mode 52	U-NII-1	5.15-5.25	1	802.11n HT40	38	5190	MCS0	-	-
Mode 53	U-NII-1	5.15-5.25	1	802.11n HT40	46	5230	MCS0	-	-
Mode 54	U-NII-2A	5.25-5.35	1	802.11n HT40	54	5270	MCS0	-	-
Mode 55	U-NII-2A	5.25-5.35	1	802.11n HT40	62	5310	MCS0	-	-
Mode 56	U-NII-2C	5.47-5.725	1	802.11n HT40	102	5510	MCS0	-	-
Mode 57	U-NII-2C	5.47-5.725	1	802.11n HT40	110	5550	MCS0	-	-
Mode 58	U-NII-2C	5.47-5.725	1	802.11n HT40	134	5670	MCS0	-	-
Mode 59	U-NII-3	5.725-5.85	1	802.11n HT20	149	5745	MCS0	-	-
Mode 60	U-NII-3	5.725-5.85	1	802.11n HT20	157	5785	MCS0	-	-
Mode 61	U-NII-3	5.725-5.85	1	802.11n HT20	165	5825	MCS0	-	-
Mode 62	U-NII-3	5.725-5.85	1	802.11n HT40	151	5755	MCS0	-	-
Mode 63	U-NII-3	5.725-5.85	1	802.11n HT40	159	5795	MCS0	-	-
Mode 64	U-NII-2C	5.47-5.85	1	802.11n HT20	144	5720	MCS0	-	-
Mode 65	U-NII-2C	5.47-5.85	1	802.11n HT40	142	5710	MCS0	-	-
Mode 66	U-NII-2A	5.25-5.35	1	802.11ac VHT80	58	5290	MCS0	-	LF
Mode 67	U-NII-3	5.725-5.85	1	802.11n HT20	165	5825	MCS0	-	LF



Summary of each worse mode

Table with 11 columns: Mode, Modulation, Ch., Freq. (MHz), Level (dBuV/m), Limit (dBuV/m), Margin (dB), Pol., Peak Avg., Result, Remark. It contains 26 rows of test data for various modes and frequencies.



Mode	Modulation	Ch.	Freq. (MHz)	Level (dBuV/m)	Limit (dBuV/m)	Margin (dB)	Pol.	Peak Avg.	Result	Remark
14	802.11ac VHT20	60	-	-	-	-	-	-	-	Band Edge
14	802.11ac VHT20	60	10600.00	45.40	74.00	-28.60	H	PEAK	Pass	Harmonic
15	802.11ac VHT20	64	5352.06	49.34	54.00	-4.66	H	AVERAGE	Pass	Band Edge
15	802.11ac VHT20	64	10640.00	46.47	74.00	-27.53	H	PEAK	Pass	Harmonic
16	802.11ac VHT20	100	5459.95	49.12	54.00	-4.88	H	AVERAGE	Pass	Band Edge
16	802.11ac VHT20	100	11000.00	45.89	74.00	-28.11	H	PEAK	Pass	Harmonic
17	802.11ac VHT20	116	-	-	-	-	-	-	-	Band Edge
17	802.11ac VHT20	116	11160.00	45.64	74.00	-28.36	H	PEAK	Pass	Harmonic
18	802.11ac VHT20	140	5761.17	62.60	68.30	-5.70	H	PEAK	Pass	Band Edge
18	802.11ac VHT20	140	11400.00	46.23	74.00	-27.77	H	PEAK	Pass	Harmonic
19	802.11ac VHT40	38	5146.30	44.80	54.00	-9.20	H	AVERAGE	Pass	Band Edge
19	802.11ac VHT40	38	10380.00	45.37	68.30	-22.93	H	PEAK	Pass	Harmonic
20	802.11ac VHT40	46	5145.59	44.54	54.00	-9.46	H	AVERAGE	Pass	Band Edge
20	802.11ac VHT40	46	10460.00	45.51	68.30	-22.79	H	PEAK	Pass	Harmonic
21	802.11ac VHT40	54	5097.74	44.30	54.00	-9.70	V	AVERAGE	Pass	Band Edge
21	802.11ac VHT40	54	10540.00	46.13	68.30	-22.17	V	PEAK	Pass	Harmonic
22	802.11ac VHT40	62	5350.20	46.21	54.00	-7.79	H	AVERAGE	Pass	Band Edge
22	802.11ac VHT40	62	10620.00	45.96	74.00	-28.04	H	PEAK	Pass	Harmonic
23	802.11ac VHT40	102	5458.64	43.79	54.00	-10.21	H	AVERAGE	Pass	Band Edge
23	802.11ac VHT40	102	11020.00	46.05	74.00	-27.95	H	PEAK	Pass	Harmonic
24	802.11ac VHT40	110	5458.40	43.60	54.00	-10.40	H	AVERAGE	Pass	Band Edge
24	802.11ac VHT40	110	11100.00	46.01	74.00	-27.99	H	PEAK	Pass	Harmonic
25	802.11ac VHT40	134	5459.76	43.26	54.00	-10.74	V	AVERAGE	Pass	Band Edge
25	802.11ac VHT40	134	11340.00	46.50	74.00	-27.50	V	PEAK	Pass	Harmonic
26	802.11ac VHT80	42	5148.26	48.16	54.00	-5.84	H	AVERAGE	Pass	Band Edge
26	802.11ac VHT80	42	10420.00	46.24	68.30	-22.06	H	PEAK	Pass	Harmonic
27	802.11ac VHT80	58	5350.18	52.60	54.00	-1.40	H	AVERAGE	Pass	Band Edge
27	802.11ac VHT80	58	10580.00	45.35	68.30	-22.95	H	PEAK	Pass	Harmonic
28	802.11ac VHT80	106	5466.10	64.11	68.30	-4.19	H	PEAK	Pass	Band Edge



Mode	Modulation	Ch.	Freq. (MHz)	Level (dBuV/m)	Limit (dBuV/m)	Margin (dB)	Pol.	Peak Avg.	Result	Remark
28	802.11ac VHT80	106	11060.00	45.70	74.00	-28.30	H	PEAK	Pass	Harmonic
29	802.11ac VHT80	122	5350.54	43.90	54.00	-10.10	H	AVERAGE	Pass	Band Edge
29	802.11ac VHT80	122	11220.00	46.81	74.00	-27.19	V	PEAK	Pass	Harmonic
30	802.11a	149	5610.44	56.15	68.30	-12.15	H	PEAK	Pass	Band Edge
30	802.11a	149	11490.00	46.66	74.00	-27.34	V	PEAK	Pass	Harmonic
31	802.11a	157	-	-	-	-	-	-	-	Band Edge
31	802.11a	157	11570.00	46.01	74.00	-27.99	H	PEAK	Pass	Harmonic
32	802.11a	165	5943.50	56.14	68.30	-12.16	H	PEAK	Pass	Band Edge
32	802.11a	165	11650.00	45.65	74.00	-28.35	H	PEAK	Pass	Harmonic
33	802.11ac VHT20	149	5643.50	55.05	68.30	-13.25	H	PEAK	Pass	Band Edge
33	802.11ac VHT20	149	11490.00	46.24	74.00	-27.76	H	PEAK	Pass	Harmonic
34	802.11ac VHT20	157	-	-	-	-	-	-	-	Band Edge
34	802.11ac VHT20	157	11570.00	46.14	74.00	-27.86	V	PEAK	Pass	Harmonic
35	802.11ac VHT20	165	5941.25	55.13	68.30	-13.17	V	PEAK	Pass	Band Edge
35	802.11ac VHT20	165	11650.00	46.11	74.00	-27.89	V	PEAK	Pass	Harmonic
36	802.11ac VHT40	151	5637.05	55.38	68.30	-12.92	V	PEAK	Pass	Band Edge
36	802.11ac VHT40	151	11510.00	46.27	74.00	-27.73	V	PEAK	Pass	Harmonic
37	802.11ac VHT40	159	5933.88	54.89	68.30	-13.41	V	PEAK	Pass	Band Edge
37	802.11ac VHT40	159	11590.00	46.39	74.00	-27.61	V	PEAK	Pass	Harmonic
38	802.11ac VHT80	155	5940.55	54.87	68.30	-13.43	H	PEAK	Pass	Band Edge
38	802.11ac VHT80	155	11550.00	46.97	74.00	-27.03	V	PEAK	Pass	Harmonic
39	802.11a	144	-	-	-	-	-	-	-	Band Edge



Mode	Modulation	Ch.	Freq. (MHz)	Level (dBuV/m)	Limit (dBuV/m)	Margin (dB)	Pol.	Peak Avg.	Result	Remark
39	802.11a	144	11440.00	46.52	74.00	-27.48	V	PEAK	Pass	Harmonic
40	802.11ac VHT20	144	-	-	-	-	-	-	-	Band Edge
40	802.11ac VHT20	144	11440.00	46.02	74.00	-27.98	H	PEAK	Pass	Harmonic
41	802.11ac VHT40	142	-	-	-	-	-	-	-	Band Edge
41	802.11ac VHT40	142	11420.00	46.40	74.00	-27.60	V	PEAK	Pass	Harmonic
42	802.11ac VHT80	138	-	-	-	-	-	-	-	Band Edge
42	802.11ac VHT80	138	11380.00	46.08	74.00	-27.92	V	PEAK	Pass	Harmonic
43	802.11n HT20	36	5133.70	44.60	54.00	-9.40	H	AVERAGE	Pass	Band Edge
43	802.11n HT20	36	10360.00	45.46	68.30	-22.84	H	PEAK	Pass	Harmonic
44	802.11n HT20	44	-	-	-	-	-	-	-	Band Edge
44	802.11n HT20	44	10440.00	45.59	68.30	-22.71	V	PEAK	Pass	Harmonic
45	802.11n HT20	48	-	-	-	-	-	-	-	Band Edge
45	802.11n HT20	48	10480.00	45.74	68.30	-22.56	H	PEAK	Pass	Harmonic
46	802.11n HT20	52	-	-	-	-	-	-	-	Band Edge
46	802.11n HT20	52	10560.00	46.04	68.30	-22.26	H	PEAK	Pass	Harmonic
47	802.11n HT20	60	-	-	-	-	-	-	-	Band Edge
47	802.11n HT20	60	10600.00	46.08	74.00	-27.92	V	PEAK	Pass	Harmonic
48	802.11n HT20	64	5352.20	43.48	54.00	-10.52	H	AVERAGE	Pass	Band Edge
48	802.11n HT20	64	10640.00	46.49	74.00	-27.51	V	PEAK	Pass	Harmonic
49	802.11n HT20	100	5459.65	43.81	54.00	-10.19	H	AVERAGE	Pass	Band Edge
49	802.11n HT20	100	11000.00	45.97	74.00	-28.03	H	PEAK	Pass	Harmonic
50	802.11n HT20	116	-	-	-	-	-	-	-	Band Edge



Mode	Modulation	Ch.	Freq. (MHz)	Level (dBuV/m)	Limit (dBuV/m)	Margin (dB)	Pol.	Peak Avg.	Result	Remark
50	802.11n HT20	116	11160.00	46.53	74.00	-27.47	V	PEAK	Pass	Harmonic
51	802.11n HT20	140	5760.97	57.02	68.30	-11.28	H	PEAK	Pass	Band Edge
51	802.11n HT20	140	11400.00	46.05	74.00	-27.95	V	PEAK	Pass	Harmonic
52	802.11n HT40	38	5149.90	46.55	54.00	-7.45	H	AVERAGE	Pass	Band Edge
52	802.11n HT40	38	10380.00	45.47	68.30	-22.83	H	PEAK	Pass	Harmonic
53	802.11n HT40	46	5142.60	44.28	54.00	-9.72	H	AVERAGE	Pass	Band Edge
53	802.11n HT40	46	10460.00	46.40	68.30	-21.90	V	PEAK	Pass	Harmonic
54	802.11n HT40	54	5350.37	44.68	54.00	-9.32	H	AVERAGE	Pass	Band Edge
54	802.11n HT40	54	10540.00	46.05	68.30	-22.25	H	PEAK	Pass	Harmonic
55	802.11n HT40	62	5350.65	49.33	54.00	-4.67	H	AVERAGE	Pass	Band Edge
55	802.11n HT40	62	10620.00	45.86	74.00	-28.14	V	PEAK	Pass	Harmonic
56	802.11n HT40	102	5457.84	44.68	54.00	-9.32	H	AVERAGE	Pass	Band Edge
56	802.11n HT40	102	11020.00	46.33	74.00	-27.67	V	PEAK	Pass	Harmonic
57	802.11n HT40	110	5459.80	43.75	54.00	-10.25	H	AVERAGE	Pass	Band Edge
57	802.11n HT40	110	11100.00	47.17	74.00	-26.83	V	PEAK	Pass	Harmonic
58	802.11n HT40	134	5455.60	43.19	54.00	-10.81	H	AVERAGE	Pass	Band Edge
58	802.11n HT40	134	11340.00	47.50	74.00	-26.50	H	PEAK	Pass	Harmonic
59	802.11n HT20	149	5638.57	54.12	68.30	-14.18	H	PEAK	Pass	Band Edge
59	802.11n HT20	149	11490.00	46.35	74.00	-27.65	H	PEAK	Pass	Harmonic
60	802.11n HT20	157	-	-	-	-	-	-	-	Band Edge
60	802.11n HT20	157	11570.00	46.65	74.00	-27.35	H	PEAK	Pass	Harmonic
61	802.11n HT20	165	5929.00	56.41	68.30	-11.89	H	PEAK	Pass	Band Edge



Mode	Modulation	Ch.	Freq. (MHz)	Level (dBuV/m)	Limit (dBuV/m)	Margin (dB)	Pol.	Peak Avg.	Result	Remark
61	802.11n HT20	165	11650.00	46.64	74.00	-27.36	V	PEAK	Pass	Harmonic
62	802.11n HT40	151	5937.13	54.91	68.30	-13.39	H	PEAK	Pass	Band Edge
62	802.11n HT40	151	11510.00	47.02	74.00	-26.98	H	PEAK	Pass	Harmonic
63	802.11n HT40	159	5941.32	55.84	68.30	-12.46	H	PEAK	Pass	Band Edge
63	802.11n HT40	159	11590.00	47.29	74.00	-26.71	H	PEAK	Pass	Harmonic
64	802.11n HT20	144	-	-	-	-	-	-	-	Band Edge
64	802.11n HT20	144	11440.00	46.16	74.00	-27.84	V	PEAK	Pass	Harmonic
65	802.11n HT40	142	-	-	-	-	-	-	-	Band Edge
65	802.11n HT40	142	11420.00	46.67	74.00	-27.33	H	PEAK	Pass	Harmonic
66	802.11ac VHT80	58	302.57	39.03	46	-6.97	H	PEAK	Pass	LF
67	802.11n HT20	165					H	PEAK	Pass	LF



		1																																																																																															
Mode	Band Edge																																																																																																
	U-NII-1_5.15-5.25_802.11a_CH36_5180MHz																																																																																																
Pol.	Horizontal					Fundamental																																																																																											
Peak																																																																																																	
	<table border="1"> <thead> <tr> <th>Limit</th> <th>Read</th> <th>Ant</th> <th>Cable</th> <th>Preamp</th> <th>Aux</th> <th>APos</th> <th>TPos</th> <th colspan="2">Remark</th> </tr> <tr> <th>Freq</th> <th>Level</th> <th>Line</th> <th>Margin</th> <th>Level</th> <th>Factor</th> <th>Loss</th> <th>Factor</th> <th>Factor</th> <th></th> </tr> <tr> <th>MHz</th> <th>dBuV/m</th> <th>dBuV/m</th> <th>dB</th> <th>dBuV</th> <th>dB/m</th> <th>dB</th> <th>dB</th> <th>dB</th> <th>cm</th> <th>deg</th> </tr> </thead> <tbody> <tr> <td>1</td> <td>5140.10</td> <td>62.09</td> <td>74.00</td> <td>-11.91</td> <td>44.01</td> <td>34.10</td> <td>9.78</td> <td>31.00</td> <td>6.00</td> <td>100</td> <td>179</td> <td>PEAK</td> </tr> </tbody> </table>					Limit	Read	Ant	Cable	Preamp	Aux	APos	TPos	Remark		Freq	Level	Line	Margin	Level	Factor	Loss	Factor	Factor		MHz	dBuV/m	dBuV/m	dB	dBuV	dB/m	dB	dB	dB	cm	deg	1	5140.10	62.09	74.00	-11.91	44.01	34.10	9.78	31.00	6.00	100	179	PEAK	<table border="1"> <thead> <tr> <th>Limit</th> <th>Read</th> <th>Ant</th> <th>Cable</th> <th>Preamp</th> <th>Aux</th> <th>APos</th> <th>TPos</th> <th colspan="2">Remark</th> </tr> <tr> <th>Freq</th> <th>Level</th> <th>Line</th> <th>Margin</th> <th>Level</th> <th>Factor</th> <th>Loss</th> <th>Factor</th> <th>Factor</th> <th></th> </tr> <tr> <th>MHz</th> <th>dBuV/m</th> <th>dBuV/m</th> <th>dB</th> <th>dBuV</th> <th>dB/m</th> <th>dB</th> <th>dB</th> <th>dB</th> <th>cm</th> <th>deg</th> </tr> </thead> <tbody> <tr> <td>1</td> <td>5180.00</td> <td>113.50</td> <td>-----</td> <td>-----</td> <td>95.49</td> <td>34.10</td> <td>9.81</td> <td>31.82</td> <td>6.00</td> <td>100</td> <td>179</td> <td>PEAK</td> </tr> </tbody> </table>					Limit	Read	Ant	Cable	Preamp	Aux	APos	TPos	Remark		Freq	Level	Line	Margin	Level	Factor	Loss	Factor	Factor		MHz	dBuV/m	dBuV/m	dB	dBuV	dB/m	dB	dB	dB	cm	deg	1	5180.00	113.50	-----	-----	95.49	34.10	9.81	31.82	6.00	100	179
Limit	Read	Ant	Cable	Preamp	Aux	APos	TPos	Remark																																																																																									
Freq	Level	Line	Margin	Level	Factor	Loss	Factor	Factor																																																																																									
MHz	dBuV/m	dBuV/m	dB	dBuV	dB/m	dB	dB	dB	cm	deg																																																																																							
1	5140.10	62.09	74.00	-11.91	44.01	34.10	9.78	31.00	6.00	100	179	PEAK																																																																																					
Limit	Read	Ant	Cable	Preamp	Aux	APos	TPos	Remark																																																																																									
Freq	Level	Line	Margin	Level	Factor	Loss	Factor	Factor																																																																																									
MHz	dBuV/m	dBuV/m	dB	dBuV	dB/m	dB	dB	dB	cm	deg																																																																																							
1	5180.00	113.50	-----	-----	95.49	34.10	9.81	31.82	6.00	100	179	PEAK																																																																																					
Avg																																																																																																	
	<table border="1"> <thead> <tr> <th>Limit</th> <th>Read</th> <th>Ant</th> <th>Cable</th> <th>Preamp</th> <th>Aux</th> <th>APos</th> <th>TPos</th> <th colspan="2">Remark</th> </tr> <tr> <th>Freq</th> <th>Level</th> <th>Line</th> <th>Margin</th> <th>Level</th> <th>Factor</th> <th>Loss</th> <th>Factor</th> <th>Factor</th> <th></th> </tr> <tr> <th>MHz</th> <th>dBuV/m</th> <th>dBuV/m</th> <th>dB</th> <th>dBuV</th> <th>dB/m</th> <th>dB</th> <th>dB</th> <th>dB</th> <th>cm</th> <th>deg</th> </tr> </thead> <tbody> <tr> <td>1</td> <td>5146.40</td> <td>50.25</td> <td>54.00</td> <td>-3.75</td> <td>32.17</td> <td>34.10</td> <td>9.78</td> <td>31.00</td> <td>6.00</td> <td>100</td> <td>179</td> <td>AVERAGE</td> </tr> </tbody> </table>					Limit	Read	Ant	Cable	Preamp	Aux	APos	TPos	Remark		Freq	Level	Line	Margin	Level	Factor	Loss	Factor	Factor		MHz	dBuV/m	dBuV/m	dB	dBuV	dB/m	dB	dB	dB	cm	deg	1	5146.40	50.25	54.00	-3.75	32.17	34.10	9.78	31.00	6.00	100	179	AVERAGE	<table border="1"> <thead> <tr> <th>Limit</th> <th>Read</th> <th>Ant</th> <th>Cable</th> <th>Preamp</th> <th>Aux</th> <th>APos</th> <th>TPos</th> <th colspan="2">Remark</th> </tr> <tr> <th>Freq</th> <th>Level</th> <th>Line</th> <th>Margin</th> <th>Level</th> <th>Factor</th> <th>Loss</th> <th>Factor</th> <th>Factor</th> <th></th> </tr> <tr> <th>MHz</th> <th>dBuV/m</th> <th>dBuV/m</th> <th>dB</th> <th>dBuV</th> <th>dB/m</th> <th>dB</th> <th>dB</th> <th>dB</th> <th>cm</th> <th>deg</th> </tr> </thead> <tbody> <tr> <td>1</td> <td>5180.00</td> <td>104.89</td> <td>-----</td> <td>-----</td> <td>86.80</td> <td>34.10</td> <td>9.81</td> <td>31.82</td> <td>6.00</td> <td>100</td> <td>179</td> <td>AVERAGE</td> </tr> </tbody> </table>					Limit	Read	Ant	Cable	Preamp	Aux	APos	TPos	Remark		Freq	Level	Line	Margin	Level	Factor	Loss	Factor	Factor		MHz	dBuV/m	dBuV/m	dB	dBuV	dB/m	dB	dB	dB	cm	deg	1	5180.00	104.89	-----	-----	86.80	34.10	9.81	31.82	6.00	100	179
Limit	Read	Ant	Cable	Preamp	Aux	APos	TPos	Remark																																																																																									
Freq	Level	Line	Margin	Level	Factor	Loss	Factor	Factor																																																																																									
MHz	dBuV/m	dBuV/m	dB	dBuV	dB/m	dB	dB	dB	cm	deg																																																																																							
1	5146.40	50.25	54.00	-3.75	32.17	34.10	9.78	31.00	6.00	100	179	AVERAGE																																																																																					
Limit	Read	Ant	Cable	Preamp	Aux	APos	TPos	Remark																																																																																									
Freq	Level	Line	Margin	Level	Factor	Loss	Factor	Factor																																																																																									
MHz	dBuV/m	dBuV/m	dB	dBuV	dB/m	dB	dB	dB	cm	deg																																																																																							
1	5180.00	104.89	-----	-----	86.80	34.10	9.81	31.82	6.00	100	179	AVERAGE																																																																																					



		1																																																																																																
Mode		Band Edge																																																																																																
		U-NII-1_5.15-5.25_802.11a_CH36_5180MHz																																																																																																
Pol.		Vertical					Fundamental																																																																																											
Peak																																																																																																		
		<table border="1"> <thead> <tr> <th>Limit</th> <th>Read</th> <th>Ant</th> <th>Cable</th> <th>Preamp</th> <th>Aux</th> <th>APos</th> <th>TPos</th> <th colspan="2">Remark</th> </tr> <tr> <th>Freq</th> <th>Level</th> <th>Line</th> <th>Margin</th> <th>Level</th> <th>Factor</th> <th>Loss</th> <th>Factor</th> <th>Factor</th> <th></th> </tr> <tr> <th>MHz</th> <th>dBuV/m</th> <th>dBuV/m</th> <th>dB</th> <th>dBuV</th> <th>dB/m</th> <th>dB</th> <th>dB</th> <th>dB</th> <th>cm</th> <th>deg</th> </tr> </thead> <tbody> <tr> <td>1</td> <td>5104.30</td> <td>60.90</td> <td>74.00</td> <td>-13.10</td> <td>42.83</td> <td>34.10</td> <td>9.75</td> <td>31.78</td> <td>6.00</td> <td>392</td> <td>101</td> <td>PEAK</td> </tr> </tbody> </table>					Limit	Read	Ant	Cable	Preamp	Aux	APos	TPos	Remark		Freq	Level	Line	Margin	Level	Factor	Loss	Factor	Factor		MHz	dBuV/m	dBuV/m	dB	dBuV	dB/m	dB	dB	dB	cm	deg	1	5104.30	60.90	74.00	-13.10	42.83	34.10	9.75	31.78	6.00	392	101	PEAK	<table border="1"> <thead> <tr> <th>Limit</th> <th>Read</th> <th>Ant</th> <th>Cable</th> <th>Preamp</th> <th>Aux</th> <th>APos</th> <th>TPos</th> <th colspan="2">Remark</th> </tr> <tr> <th>Freq</th> <th>Level</th> <th>Line</th> <th>Margin</th> <th>Level</th> <th>Factor</th> <th>Loss</th> <th>Factor</th> <th>Factor</th> <th></th> </tr> <tr> <th>MHz</th> <th>dBuV/m</th> <th>dBuV/m</th> <th>dB</th> <th>dBuV</th> <th>dB/m</th> <th>dB</th> <th>dB</th> <th>dB</th> <th>cm</th> <th>deg</th> </tr> </thead> <tbody> <tr> <td>1</td> <td>5180.00</td> <td>110.02</td> <td>-----</td> <td>-----</td> <td>91.93</td> <td>34.10</td> <td>9.81</td> <td>31.82</td> <td>6.00</td> <td>392</td> <td>101</td> <td>PEAK</td> </tr> </tbody> </table>					Limit	Read	Ant	Cable	Preamp	Aux	APos	TPos	Remark		Freq	Level	Line	Margin	Level	Factor	Loss	Factor	Factor		MHz	dBuV/m	dBuV/m	dB	dBuV	dB/m	dB	dB	dB	cm	deg	1	5180.00	110.02	-----	-----	91.93	34.10	9.81	31.82	6.00	392	101
Limit	Read	Ant	Cable	Preamp	Aux	APos	TPos	Remark																																																																																										
Freq	Level	Line	Margin	Level	Factor	Loss	Factor	Factor																																																																																										
MHz	dBuV/m	dBuV/m	dB	dBuV	dB/m	dB	dB	dB	cm	deg																																																																																								
1	5104.30	60.90	74.00	-13.10	42.83	34.10	9.75	31.78	6.00	392	101	PEAK																																																																																						
Limit	Read	Ant	Cable	Preamp	Aux	APos	TPos	Remark																																																																																										
Freq	Level	Line	Margin	Level	Factor	Loss	Factor	Factor																																																																																										
MHz	dBuV/m	dBuV/m	dB	dBuV	dB/m	dB	dB	dB	cm	deg																																																																																								
1	5180.00	110.02	-----	-----	91.93	34.10	9.81	31.82	6.00	392	101	PEAK																																																																																						
Avg																																																																																																		
		<table border="1"> <thead> <tr> <th>Limit</th> <th>Read</th> <th>Ant</th> <th>Cable</th> <th>Preamp</th> <th>Aux</th> <th>APos</th> <th>TPos</th> <th colspan="2">Remark</th> </tr> <tr> <th>Freq</th> <th>Level</th> <th>Line</th> <th>Margin</th> <th>Level</th> <th>Factor</th> <th>Loss</th> <th>Factor</th> <th>Factor</th> <th></th> </tr> <tr> <th>MHz</th> <th>dBuV/m</th> <th>dBuV/m</th> <th>dB</th> <th>dBuV</th> <th>dB/m</th> <th>dB</th> <th>dB</th> <th>dB</th> <th>cm</th> <th>deg</th> </tr> </thead> <tbody> <tr> <td>1</td> <td>5100.10</td> <td>49.39</td> <td>54.00</td> <td>-4.61</td> <td>31.32</td> <td>34.10</td> <td>9.74</td> <td>31.77</td> <td>6.00</td> <td>392</td> <td>101</td> <td>AVERAGE</td> </tr> </tbody> </table>					Limit	Read	Ant	Cable	Preamp	Aux	APos	TPos	Remark		Freq	Level	Line	Margin	Level	Factor	Loss	Factor	Factor		MHz	dBuV/m	dBuV/m	dB	dBuV	dB/m	dB	dB	dB	cm	deg	1	5100.10	49.39	54.00	-4.61	31.32	34.10	9.74	31.77	6.00	392	101	AVERAGE	<table border="1"> <thead> <tr> <th>Limit</th> <th>Read</th> <th>Ant</th> <th>Cable</th> <th>Preamp</th> <th>Aux</th> <th>APos</th> <th>TPos</th> <th colspan="2">Remark</th> </tr> <tr> <th>Freq</th> <th>Level</th> <th>Line</th> <th>Margin</th> <th>Level</th> <th>Factor</th> <th>Loss</th> <th>Factor</th> <th>Factor</th> <th></th> </tr> <tr> <th>MHz</th> <th>dBuV/m</th> <th>dBuV/m</th> <th>dB</th> <th>dBuV</th> <th>dB/m</th> <th>dB</th> <th>dB</th> <th>dB</th> <th>cm</th> <th>deg</th> </tr> </thead> <tbody> <tr> <td>1</td> <td>5180.00</td> <td>102.71</td> <td>-----</td> <td>-----</td> <td>84.62</td> <td>34.10</td> <td>9.81</td> <td>31.82</td> <td>6.00</td> <td>392</td> <td>101</td> <td>AVERAGE</td> </tr> </tbody> </table>					Limit	Read	Ant	Cable	Preamp	Aux	APos	TPos	Remark		Freq	Level	Line	Margin	Level	Factor	Loss	Factor	Factor		MHz	dBuV/m	dBuV/m	dB	dBuV	dB/m	dB	dB	dB	cm	deg	1	5180.00	102.71	-----	-----	84.62	34.10	9.81	31.82	6.00	392	101
Limit	Read	Ant	Cable	Preamp	Aux	APos	TPos	Remark																																																																																										
Freq	Level	Line	Margin	Level	Factor	Loss	Factor	Factor																																																																																										
MHz	dBuV/m	dBuV/m	dB	dBuV	dB/m	dB	dB	dB	cm	deg																																																																																								
1	5100.10	49.39	54.00	-4.61	31.32	34.10	9.74	31.77	6.00	392	101	AVERAGE																																																																																						
Limit	Read	Ant	Cable	Preamp	Aux	APos	TPos	Remark																																																																																										
Freq	Level	Line	Margin	Level	Factor	Loss	Factor	Factor																																																																																										
MHz	dBuV/m	dBuV/m	dB	dBuV	dB/m	dB	dB	dB	cm	deg																																																																																								
1	5180.00	102.71	-----	-----	84.62	34.10	9.81	31.82	6.00	392	101	AVERAGE																																																																																						



Mode	1																																																																											
	Harmonic																																																																											
	U-NII-1_5.15-5.25_802.11a_CH36_5180MHz																																																																											
Pol.	Horizontal	Vertical																																																																										
Peak Avg	<table border="1"> <thead> <tr> <th>Limit</th> <th>Read</th> <th>Ant</th> <th>Cable</th> <th>Preamp</th> <th>Aux</th> <th>APos</th> <th>TPos</th> <th>Remark</th> </tr> <tr> <th>Freq</th> <th>Level</th> <th>Line</th> <th>Margin</th> <th>Level</th> <th>Factor</th> <th>Loss</th> <th>Factor</th> <th>Factor</th> </tr> <tr> <th>MHz</th> <th>dBuV/m</th> <th>dBuV/m</th> <th>dB</th> <th>dBuV</th> <th>dB/m</th> <th>dB</th> <th>dB</th> <th>dB</th> </tr> </thead> <tbody> <tr> <td>1 10360.00</td> <td>44.96</td> <td>68.30</td> <td>-23.34</td> <td>55.07</td> <td>37.64</td> <td>14.13</td> <td>61.88</td> <td>0.00</td> <td>300 360 PEAK</td> </tr> </tbody> </table>	Limit	Read	Ant	Cable	Preamp	Aux	APos	TPos	Remark	Freq	Level	Line	Margin	Level	Factor	Loss	Factor	Factor	MHz	dBuV/m	dBuV/m	dB	dBuV	dB/m	dB	dB	dB	1 10360.00	44.96	68.30	-23.34	55.07	37.64	14.13	61.88	0.00	300 360 PEAK	<table border="1"> <thead> <tr> <th>Limit</th> <th>Read</th> <th>Ant</th> <th>Cable</th> <th>Preamp</th> <th>Aux</th> <th>APos</th> <th>TPos</th> <th>Remark</th> </tr> <tr> <th>Freq</th> <th>Level</th> <th>Line</th> <th>Margin</th> <th>Level</th> <th>Factor</th> <th>Loss</th> <th>Factor</th> <th>Factor</th> </tr> <tr> <th>MHz</th> <th>dBuV/m</th> <th>dBuV/m</th> <th>dB</th> <th>dBuV</th> <th>dB/m</th> <th>dB</th> <th>dB</th> <th>dB</th> </tr> </thead> <tbody> <tr> <td>1 10360.00</td> <td>44.70</td> <td>68.30</td> <td>-23.60</td> <td>54.81</td> <td>37.64</td> <td>14.13</td> <td>61.88</td> <td>0.00</td> <td>100 360 PEAK</td> </tr> </tbody> </table>	Limit	Read	Ant	Cable	Preamp	Aux	APos	TPos	Remark	Freq	Level	Line	Margin	Level	Factor	Loss	Factor	Factor	MHz	dBuV/m	dBuV/m	dB	dBuV	dB/m	dB	dB	dB	1 10360.00	44.70	68.30	-23.60	54.81	37.64	14.13	61.88	0.00	100 360 PEAK
Limit	Read	Ant	Cable	Preamp	Aux	APos	TPos	Remark																																																																				
Freq	Level	Line	Margin	Level	Factor	Loss	Factor	Factor																																																																				
MHz	dBuV/m	dBuV/m	dB	dBuV	dB/m	dB	dB	dB																																																																				
1 10360.00	44.96	68.30	-23.34	55.07	37.64	14.13	61.88	0.00	300 360 PEAK																																																																			
Limit	Read	Ant	Cable	Preamp	Aux	APos	TPos	Remark																																																																				
Freq	Level	Line	Margin	Level	Factor	Loss	Factor	Factor																																																																				
MHz	dBuV/m	dBuV/m	dB	dBuV	dB/m	dB	dB	dB																																																																				
1 10360.00	44.70	68.30	-23.60	54.81	37.64	14.13	61.88	0.00	100 360 PEAK																																																																			



Mode	2																																																																											
	Harmonic																																																																											
	U-NII-1_5.15-5.25_802.11a_CH44_5220MHz																																																																											
Pol.	Horizontal	Vertical																																																																										
Peak Avg	<table border="1"> <thead> <tr> <th>Limit</th> <th>Read</th> <th>Ant</th> <th>Cable</th> <th>Preamp</th> <th>Aux</th> <th>APos</th> <th>TPos</th> <th>Remark</th> </tr> <tr> <th>Freq</th> <th>Level</th> <th>Line</th> <th>Margin</th> <th>Level</th> <th>Factor</th> <th>Loss</th> <th>Factor</th> <th>Factor</th> </tr> <tr> <th>MHz</th> <th>dBuV/m</th> <th>dBuV/m</th> <th>dB</th> <th>dBuV</th> <th>dB/m</th> <th>dB</th> <th>dB</th> <th>dB</th> </tr> </thead> <tbody> <tr> <td>1 10440.00</td> <td>44.62</td> <td>68.30</td> <td>-23.68</td> <td>54.49</td> <td>37.68</td> <td>14.18</td> <td>61.73</td> <td>0.00</td> <td>300 360 PEAK</td> </tr> </tbody> </table>	Limit	Read	Ant	Cable	Preamp	Aux	APos	TPos	Remark	Freq	Level	Line	Margin	Level	Factor	Loss	Factor	Factor	MHz	dBuV/m	dBuV/m	dB	dBuV	dB/m	dB	dB	dB	1 10440.00	44.62	68.30	-23.68	54.49	37.68	14.18	61.73	0.00	300 360 PEAK	<table border="1"> <thead> <tr> <th>Limit</th> <th>Read</th> <th>Ant</th> <th>Cable</th> <th>Preamp</th> <th>Aux</th> <th>APos</th> <th>TPos</th> <th>Remark</th> </tr> <tr> <th>Freq</th> <th>Level</th> <th>Line</th> <th>Margin</th> <th>Level</th> <th>Factor</th> <th>Loss</th> <th>Factor</th> <th>Factor</th> </tr> <tr> <th>MHz</th> <th>dBuV/m</th> <th>dBuV/m</th> <th>dB</th> <th>dBuV</th> <th>dB/m</th> <th>dB</th> <th>dB</th> <th>dB</th> </tr> </thead> <tbody> <tr> <td>1 10440.00</td> <td>45.07</td> <td>68.30</td> <td>-23.23</td> <td>54.94</td> <td>37.68</td> <td>14.18</td> <td>61.73</td> <td>0.00</td> <td>100 360 PEAK</td> </tr> </tbody> </table>	Limit	Read	Ant	Cable	Preamp	Aux	APos	TPos	Remark	Freq	Level	Line	Margin	Level	Factor	Loss	Factor	Factor	MHz	dBuV/m	dBuV/m	dB	dBuV	dB/m	dB	dB	dB	1 10440.00	45.07	68.30	-23.23	54.94	37.68	14.18	61.73	0.00	100 360 PEAK
Limit	Read	Ant	Cable	Preamp	Aux	APos	TPos	Remark																																																																				
Freq	Level	Line	Margin	Level	Factor	Loss	Factor	Factor																																																																				
MHz	dBuV/m	dBuV/m	dB	dBuV	dB/m	dB	dB	dB																																																																				
1 10440.00	44.62	68.30	-23.68	54.49	37.68	14.18	61.73	0.00	300 360 PEAK																																																																			
Limit	Read	Ant	Cable	Preamp	Aux	APos	TPos	Remark																																																																				
Freq	Level	Line	Margin	Level	Factor	Loss	Factor	Factor																																																																				
MHz	dBuV/m	dBuV/m	dB	dBuV	dB/m	dB	dB	dB																																																																				
1 10440.00	45.07	68.30	-23.23	54.94	37.68	14.18	61.73	0.00	100 360 PEAK																																																																			



Mode	3																																																																											
	Harmonic																																																																											
	U-NII-1_5.15-5.25_802.11a_CH48_5240MHz																																																																											
Pol.	Horizontal	Vertical																																																																										
Peak Avg	<table border="1"> <thead> <tr> <th>Limit</th> <th>Read</th> <th>Ant</th> <th>Cable</th> <th>Preamp</th> <th>Aux</th> <th>APos</th> <th>TPos</th> <th>Remark</th> </tr> <tr> <th>Freq</th> <th>Level</th> <th>Line</th> <th>Margin</th> <th>Level</th> <th>Factor</th> <th>Loss</th> <th>Factor</th> <th>Factor</th> </tr> <tr> <th>MHz</th> <th>dBuV/m</th> <th>dBuV/m</th> <th>dB</th> <th>dBuV</th> <th>dB/m</th> <th>dB</th> <th>dB</th> <th>dB</th> </tr> </thead> <tbody> <tr> <td>1 10480.00</td> <td>45.53</td> <td>68.30</td> <td>-22.77</td> <td>55.29</td> <td>37.69</td> <td>14.21</td> <td>61.66</td> <td>0.00</td> <td>300 360 PEAK</td> </tr> </tbody> </table>	Limit	Read	Ant	Cable	Preamp	Aux	APos	TPos	Remark	Freq	Level	Line	Margin	Level	Factor	Loss	Factor	Factor	MHz	dBuV/m	dBuV/m	dB	dBuV	dB/m	dB	dB	dB	1 10480.00	45.53	68.30	-22.77	55.29	37.69	14.21	61.66	0.00	300 360 PEAK	<table border="1"> <thead> <tr> <th>Limit</th> <th>Read</th> <th>Ant</th> <th>Cable</th> <th>Preamp</th> <th>Aux</th> <th>APos</th> <th>TPos</th> <th>Remark</th> </tr> <tr> <th>Freq</th> <th>Level</th> <th>Line</th> <th>Margin</th> <th>Level</th> <th>Factor</th> <th>Loss</th> <th>Factor</th> <th>Factor</th> </tr> <tr> <th>MHz</th> <th>dBuV/m</th> <th>dBuV/m</th> <th>dB</th> <th>dBuV</th> <th>dB/m</th> <th>dB</th> <th>dB</th> <th>dB</th> </tr> </thead> <tbody> <tr> <td>1 10480.00</td> <td>45.79</td> <td>68.30</td> <td>-22.51</td> <td>55.55</td> <td>37.69</td> <td>14.21</td> <td>61.66</td> <td>0.00</td> <td>100 360 PEAK</td> </tr> </tbody> </table>	Limit	Read	Ant	Cable	Preamp	Aux	APos	TPos	Remark	Freq	Level	Line	Margin	Level	Factor	Loss	Factor	Factor	MHz	dBuV/m	dBuV/m	dB	dBuV	dB/m	dB	dB	dB	1 10480.00	45.79	68.30	-22.51	55.55	37.69	14.21	61.66	0.00	100 360 PEAK
Limit	Read	Ant	Cable	Preamp	Aux	APos	TPos	Remark																																																																				
Freq	Level	Line	Margin	Level	Factor	Loss	Factor	Factor																																																																				
MHz	dBuV/m	dBuV/m	dB	dBuV	dB/m	dB	dB	dB																																																																				
1 10480.00	45.53	68.30	-22.77	55.29	37.69	14.21	61.66	0.00	300 360 PEAK																																																																			
Limit	Read	Ant	Cable	Preamp	Aux	APos	TPos	Remark																																																																				
Freq	Level	Line	Margin	Level	Factor	Loss	Factor	Factor																																																																				
MHz	dBuV/m	dBuV/m	dB	dBuV	dB/m	dB	dB	dB																																																																				
1 10480.00	45.79	68.30	-22.51	55.55	37.69	14.21	61.66	0.00	100 360 PEAK																																																																			



Mode	4																																																																											
	Harmonic																																																																											
	U-NII-2A_5.25-5.35_802.11a_CH52_5280MHz																																																																											
Pol.	Horizontal	Vertical																																																																										
Peak Avg	<table border="1"> <thead> <tr> <th>Limit</th> <th>Read</th> <th>Ant</th> <th>Cable</th> <th>Preamp</th> <th>Aux</th> <th>APos</th> <th>TPos</th> <th>Remark</th> </tr> <tr> <th>Freq</th> <th>Level</th> <th>Line</th> <th>Margin</th> <th>Level</th> <th>Factor</th> <th>Loss</th> <th>Factor</th> <th>Factor</th> </tr> <tr> <th>MHz</th> <th>dBuV/m</th> <th>dBuV/m</th> <th>dB</th> <th>dBuV</th> <th>dB/m</th> <th>dB</th> <th>dB</th> <th>dB</th> </tr> </thead> <tbody> <tr> <td>1 10560.00</td> <td>44.97</td> <td>68.30</td> <td>-23.33</td> <td>54.61</td> <td>37.73</td> <td>14.26</td> <td>61.63</td> <td>0.00</td> <td>300 360 PEAK</td> </tr> </tbody> </table>	Limit	Read	Ant	Cable	Preamp	Aux	APos	TPos	Remark	Freq	Level	Line	Margin	Level	Factor	Loss	Factor	Factor	MHz	dBuV/m	dBuV/m	dB	dBuV	dB/m	dB	dB	dB	1 10560.00	44.97	68.30	-23.33	54.61	37.73	14.26	61.63	0.00	300 360 PEAK	<table border="1"> <thead> <tr> <th>Limit</th> <th>Read</th> <th>Ant</th> <th>Cable</th> <th>Preamp</th> <th>Aux</th> <th>APos</th> <th>TPos</th> <th>Remark</th> </tr> <tr> <th>Freq</th> <th>Level</th> <th>Line</th> <th>Margin</th> <th>Level</th> <th>Factor</th> <th>Loss</th> <th>Factor</th> <th>Factor</th> </tr> <tr> <th>MHz</th> <th>dBuV/m</th> <th>dBuV/m</th> <th>dB</th> <th>dBuV</th> <th>dB/m</th> <th>dB</th> <th>dB</th> <th>dB</th> </tr> </thead> <tbody> <tr> <td>1 10560.00</td> <td>44.85</td> <td>68.30</td> <td>-23.45</td> <td>54.49</td> <td>37.73</td> <td>14.26</td> <td>61.63</td> <td>0.00</td> <td>100 360 PEAK</td> </tr> </tbody> </table>	Limit	Read	Ant	Cable	Preamp	Aux	APos	TPos	Remark	Freq	Level	Line	Margin	Level	Factor	Loss	Factor	Factor	MHz	dBuV/m	dBuV/m	dB	dBuV	dB/m	dB	dB	dB	1 10560.00	44.85	68.30	-23.45	54.49	37.73	14.26	61.63	0.00	100 360 PEAK
Limit	Read	Ant	Cable	Preamp	Aux	APos	TPos	Remark																																																																				
Freq	Level	Line	Margin	Level	Factor	Loss	Factor	Factor																																																																				
MHz	dBuV/m	dBuV/m	dB	dBuV	dB/m	dB	dB	dB																																																																				
1 10560.00	44.97	68.30	-23.33	54.61	37.73	14.26	61.63	0.00	300 360 PEAK																																																																			
Limit	Read	Ant	Cable	Preamp	Aux	APos	TPos	Remark																																																																				
Freq	Level	Line	Margin	Level	Factor	Loss	Factor	Factor																																																																				
MHz	dBuV/m	dBuV/m	dB	dBuV	dB/m	dB	dB	dB																																																																				
1 10560.00	44.85	68.30	-23.45	54.49	37.73	14.26	61.63	0.00	100 360 PEAK																																																																			



Mode	5																																																																											
	Harmonic																																																																											
	U-NII-2A_5.25-5.35_802.11a_CH60_5300MHz																																																																											
Pol.	Horizontal	Vertical																																																																										
Peak Avg	<table border="1"> <thead> <tr> <th>Limit</th> <th>Read</th> <th>Ant</th> <th>Cable</th> <th>Preamp</th> <th>Aux</th> <th>APos</th> <th>TPos</th> <th>Remark</th> </tr> <tr> <th>Freq</th> <th>Level</th> <th>Line</th> <th>Margin</th> <th>Level</th> <th>Factor</th> <th>Loss</th> <th>Factor</th> <th>Factor</th> </tr> <tr> <th>MHz</th> <th>dBuV/m</th> <th>dBuV/m</th> <th>dB</th> <th>dBuV</th> <th>dB/m</th> <th>dB</th> <th>dB</th> <th>dB</th> </tr> </thead> <tbody> <tr> <td>1 10600.00</td> <td>45.51</td> <td>74.00</td> <td>-28.49</td> <td>55.10</td> <td>37.76</td> <td>14.29</td> <td>61.64</td> <td>0.00</td> <td>300 360 PEAK</td> </tr> </tbody> </table>	Limit	Read	Ant	Cable	Preamp	Aux	APos	TPos	Remark	Freq	Level	Line	Margin	Level	Factor	Loss	Factor	Factor	MHz	dBuV/m	dBuV/m	dB	dBuV	dB/m	dB	dB	dB	1 10600.00	45.51	74.00	-28.49	55.10	37.76	14.29	61.64	0.00	300 360 PEAK	<table border="1"> <thead> <tr> <th>Limit</th> <th>Read</th> <th>Ant</th> <th>Cable</th> <th>Preamp</th> <th>Aux</th> <th>APos</th> <th>TPos</th> <th>Remark</th> </tr> <tr> <th>Freq</th> <th>Level</th> <th>Line</th> <th>Margin</th> <th>Level</th> <th>Factor</th> <th>Loss</th> <th>Factor</th> <th>Factor</th> </tr> <tr> <th>MHz</th> <th>dBuV/m</th> <th>dBuV/m</th> <th>dB</th> <th>dBuV</th> <th>dB/m</th> <th>dB</th> <th>dB</th> <th>dB</th> </tr> </thead> <tbody> <tr> <td>1 10600.00</td> <td>45.94</td> <td>74.00</td> <td>-28.06</td> <td>55.53</td> <td>37.76</td> <td>14.29</td> <td>61.64</td> <td>0.00</td> <td>100 360 PEAK</td> </tr> </tbody> </table>	Limit	Read	Ant	Cable	Preamp	Aux	APos	TPos	Remark	Freq	Level	Line	Margin	Level	Factor	Loss	Factor	Factor	MHz	dBuV/m	dBuV/m	dB	dBuV	dB/m	dB	dB	dB	1 10600.00	45.94	74.00	-28.06	55.53	37.76	14.29	61.64	0.00	100 360 PEAK
Limit	Read	Ant	Cable	Preamp	Aux	APos	TPos	Remark																																																																				
Freq	Level	Line	Margin	Level	Factor	Loss	Factor	Factor																																																																				
MHz	dBuV/m	dBuV/m	dB	dBuV	dB/m	dB	dB	dB																																																																				
1 10600.00	45.51	74.00	-28.49	55.10	37.76	14.29	61.64	0.00	300 360 PEAK																																																																			
Limit	Read	Ant	Cable	Preamp	Aux	APos	TPos	Remark																																																																				
Freq	Level	Line	Margin	Level	Factor	Loss	Factor	Factor																																																																				
MHz	dBuV/m	dBuV/m	dB	dBuV	dB/m	dB	dB	dB																																																																				
1 10600.00	45.94	74.00	-28.06	55.53	37.76	14.29	61.64	0.00	100 360 PEAK																																																																			



		6																																																								
Mode		Band Edge																																																								
		U-NII-2A_5.25-5.35_802.11a_CH64_5320MHz																																																								
Pol.		Horizontal					Fundamental																																																			
Peak																																																										
		<table border="1"> <thead> <tr> <th>Limit</th> <th>Read</th> <th>Ant</th> <th>Cable</th> <th>Preamp</th> <th>Aux</th> <th>APos</th> <th>TPos</th> <th colspan="3">Remark</th> </tr> <tr> <th>Freq</th> <th>Level</th> <th>Line</th> <th>Margin</th> <th>Level</th> <th>Factor</th> <th>Loss</th> <th>Factor</th> <th>Factor</th> <th></th> <th></th> <th></th> </tr> <tr> <th>MHz</th> <th>dBuV/m</th> <th>dBuV/m</th> <th>dB</th> <th>dBuV</th> <th>dB/m</th> <th>dB</th> <th>dB</th> <th>dB</th> <th>cm</th> <th>deg</th> <th></th> </tr> </thead> <tbody> <tr> <td>1</td> <td>5361.02</td> <td>60.92</td> <td>74.00</td> <td>-13.08</td> <td>42.25</td> <td>34.68</td> <td>9.92</td> <td>31.93</td> <td>6.00</td> <td>100</td> <td>36 PEAK</td> </tr> </tbody> </table>										Limit	Read	Ant	Cable	Preamp	Aux	APos	TPos	Remark			Freq	Level	Line	Margin	Level	Factor	Loss	Factor	Factor				MHz	dBuV/m	dBuV/m	dB	dBuV	dB/m	dB	dB	dB	cm	deg		1	5361.02	60.92	74.00	-13.08	42.25	34.68	9.92	31.93	6.00	100	36 PEAK
Limit	Read	Ant	Cable	Preamp	Aux	APos	TPos	Remark																																																		
Freq	Level	Line	Margin	Level	Factor	Loss	Factor	Factor																																																		
MHz	dBuV/m	dBuV/m	dB	dBuV	dB/m	dB	dB	dB	cm	deg																																																
1	5361.02	60.92	74.00	-13.08	42.25	34.68	9.92	31.93	6.00	100	36 PEAK																																															
Avg																																																										
		<table border="1"> <thead> <tr> <th>Limit</th> <th>Read</th> <th>Ant</th> <th>Cable</th> <th>Preamp</th> <th>Aux</th> <th>APos</th> <th>TPos</th> <th colspan="3">Remark</th> </tr> <tr> <th>Freq</th> <th>Level</th> <th>Line</th> <th>Margin</th> <th>Level</th> <th>Factor</th> <th>Loss</th> <th>Factor</th> <th>Factor</th> <th></th> <th></th> <th></th> </tr> <tr> <th>MHz</th> <th>dBuV/m</th> <th>dBuV/m</th> <th>dB</th> <th>dBuV</th> <th>dB/m</th> <th>dB</th> <th>dB</th> <th>dB</th> <th>cm</th> <th>deg</th> <th></th> </tr> </thead> <tbody> <tr> <td>1</td> <td>5353.46</td> <td>49.94</td> <td>54.00</td> <td>-4.06</td> <td>31.31</td> <td>34.65</td> <td>9.91</td> <td>31.93</td> <td>6.00</td> <td>100</td> <td>36 AVERAGE</td> </tr> </tbody> </table>										Limit	Read	Ant	Cable	Preamp	Aux	APos	TPos	Remark			Freq	Level	Line	Margin	Level	Factor	Loss	Factor	Factor				MHz	dBuV/m	dBuV/m	dB	dBuV	dB/m	dB	dB	dB	cm	deg		1	5353.46	49.94	54.00	-4.06	31.31	34.65	9.91	31.93	6.00	100	36 AVERAGE
Limit	Read	Ant	Cable	Preamp	Aux	APos	TPos	Remark																																																		
Freq	Level	Line	Margin	Level	Factor	Loss	Factor	Factor																																																		
MHz	dBuV/m	dBuV/m	dB	dBuV	dB/m	dB	dB	dB	cm	deg																																																
1	5353.46	49.94	54.00	-4.06	31.31	34.65	9.91	31.93	6.00	100	36 AVERAGE																																															
		<table border="1"> <thead> <tr> <th>Limit</th> <th>Read</th> <th>Ant</th> <th>Cable</th> <th>Preamp</th> <th>Aux</th> <th>APos</th> <th>TPos</th> <th colspan="3">Remark</th> </tr> <tr> <th>Freq</th> <th>Level</th> <th>Line</th> <th>Margin</th> <th>Level</th> <th>Factor</th> <th>Loss</th> <th>Factor</th> <th>Factor</th> <th></th> <th></th> <th></th> </tr> <tr> <th>MHz</th> <th>dBuV/m</th> <th>dBuV/m</th> <th>dB</th> <th>dBuV</th> <th>dB/m</th> <th>dB</th> <th>dB</th> <th>dB</th> <th>cm</th> <th>deg</th> <th></th> </tr> </thead> <tbody> <tr> <td>1</td> <td>5320.00</td> <td>113.01</td> <td>-----</td> <td>-----</td> <td>94.46</td> <td>34.56</td> <td>9.90</td> <td>31.91</td> <td>6.00</td> <td>100</td> <td>36 PEAK</td> </tr> </tbody> </table>										Limit	Read	Ant	Cable	Preamp	Aux	APos	TPos	Remark			Freq	Level	Line	Margin	Level	Factor	Loss	Factor	Factor				MHz	dBuV/m	dBuV/m	dB	dBuV	dB/m	dB	dB	dB	cm	deg		1	5320.00	113.01	-----	-----	94.46	34.56	9.90	31.91	6.00	100	36 PEAK
Limit	Read	Ant	Cable	Preamp	Aux	APos	TPos	Remark																																																		
Freq	Level	Line	Margin	Level	Factor	Loss	Factor	Factor																																																		
MHz	dBuV/m	dBuV/m	dB	dBuV	dB/m	dB	dB	dB	cm	deg																																																
1	5320.00	113.01	-----	-----	94.46	34.56	9.90	31.91	6.00	100	36 PEAK																																															
		<table border="1"> <thead> <tr> <th>Limit</th> <th>Read</th> <th>Ant</th> <th>Cable</th> <th>Preamp</th> <th>Aux</th> <th>APos</th> <th>TPos</th> <th colspan="3">Remark</th> </tr> <tr> <th>Freq</th> <th>Level</th> <th>Line</th> <th>Margin</th> <th>Level</th> <th>Factor</th> <th>Loss</th> <th>Factor</th> <th>Factor</th> <th></th> <th></th> <th></th> </tr> <tr> <th>MHz</th> <th>dBuV/m</th> <th>dBuV/m</th> <th>dB</th> <th>dBuV</th> <th>dB/m</th> <th>dB</th> <th>dB</th> <th>dB</th> <th>cm</th> <th>deg</th> <th></th> </tr> </thead> <tbody> <tr> <td>1</td> <td>5320.00</td> <td>105.55</td> <td>-----</td> <td>-----</td> <td>86.99</td> <td>34.57</td> <td>9.90</td> <td>31.91</td> <td>6.00</td> <td>100</td> <td>36 AVERAGE</td> </tr> </tbody> </table>										Limit	Read	Ant	Cable	Preamp	Aux	APos	TPos	Remark			Freq	Level	Line	Margin	Level	Factor	Loss	Factor	Factor				MHz	dBuV/m	dBuV/m	dB	dBuV	dB/m	dB	dB	dB	cm	deg		1	5320.00	105.55	-----	-----	86.99	34.57	9.90	31.91	6.00	100	36 AVERAGE
Limit	Read	Ant	Cable	Preamp	Aux	APos	TPos	Remark																																																		
Freq	Level	Line	Margin	Level	Factor	Loss	Factor	Factor																																																		
MHz	dBuV/m	dBuV/m	dB	dBuV	dB/m	dB	dB	dB	cm	deg																																																
1	5320.00	105.55	-----	-----	86.99	34.57	9.90	31.91	6.00	100	36 AVERAGE																																															



		6																																																							
Mode		Band Edge																																																							
		U-NII-2A_5.25-5.35_802.11a_CH64_5320MHz																																																							
Pol.		Vertical					Fundamental																																																		
Peak																																																									
		<table border="1"> <thead> <tr> <th>Limit</th> <th>Read</th> <th>Ant</th> <th>Cable</th> <th>Preamp</th> <th>Aux</th> <th>APos</th> <th>TPos</th> <th colspan="3">Remark</th> </tr> <tr> <th>Freq</th> <th>Level</th> <th>Line</th> <th>Margin</th> <th>Level</th> <th>Factor</th> <th>Loss</th> <th>Factor</th> <th>Factor</th> <th></th> <th></th> </tr> <tr> <th>MHz</th> <th>dBuV/m</th> <th>dBuV/m</th> <th>dB</th> <th>dBuV</th> <th>dB/m</th> <th>dB</th> <th>dB</th> <th>dB</th> <th>cm</th> <th>deg</th> </tr> </thead> <tbody> <tr> <td>1</td> <td>5450.34</td> <td>59.90</td> <td>74.00</td> <td>-14.10</td> <td>41.07</td> <td>34.00</td> <td>10.01</td> <td>31.98</td> <td>6.00</td> <td>396</td> <td>113</td> <td>PEAK</td> </tr> </tbody> </table>										Limit	Read	Ant	Cable	Preamp	Aux	APos	TPos	Remark			Freq	Level	Line	Margin	Level	Factor	Loss	Factor	Factor			MHz	dBuV/m	dBuV/m	dB	dBuV	dB/m	dB	dB	dB	cm	deg	1	5450.34	59.90	74.00	-14.10	41.07	34.00	10.01	31.98	6.00	396	113	PEAK
Limit	Read	Ant	Cable	Preamp	Aux	APos	TPos	Remark																																																	
Freq	Level	Line	Margin	Level	Factor	Loss	Factor	Factor																																																	
MHz	dBuV/m	dBuV/m	dB	dBuV	dB/m	dB	dB	dB	cm	deg																																															
1	5450.34	59.90	74.00	-14.10	41.07	34.00	10.01	31.98	6.00	396	113	PEAK																																													
Avg																																																									
		<table border="1"> <thead> <tr> <th>Limit</th> <th>Read</th> <th>Ant</th> <th>Cable</th> <th>Preamp</th> <th>Aux</th> <th>APos</th> <th>TPos</th> <th colspan="3">Remark</th> </tr> <tr> <th>Freq</th> <th>Level</th> <th>Line</th> <th>Margin</th> <th>Level</th> <th>Factor</th> <th>Loss</th> <th>Factor</th> <th>Factor</th> <th></th> <th></th> </tr> <tr> <th>MHz</th> <th>dBuV/m</th> <th>dBuV/m</th> <th>dB</th> <th>dBuV</th> <th>dB/m</th> <th>dB</th> <th>dB</th> <th>dB</th> <th>cm</th> <th>deg</th> </tr> </thead> <tbody> <tr> <td>1</td> <td>5350.66</td> <td>48.54</td> <td>54.00</td> <td>-5.46</td> <td>29.90</td> <td>34.65</td> <td>9.91</td> <td>31.92</td> <td>6.00</td> <td>396</td> <td>113</td> <td>AVERAGE</td> </tr> </tbody> </table>										Limit	Read	Ant	Cable	Preamp	Aux	APos	TPos	Remark			Freq	Level	Line	Margin	Level	Factor	Loss	Factor	Factor			MHz	dBuV/m	dBuV/m	dB	dBuV	dB/m	dB	dB	dB	cm	deg	1	5350.66	48.54	54.00	-5.46	29.90	34.65	9.91	31.92	6.00	396	113	AVERAGE
Limit	Read	Ant	Cable	Preamp	Aux	APos	TPos	Remark																																																	
Freq	Level	Line	Margin	Level	Factor	Loss	Factor	Factor																																																	
MHz	dBuV/m	dBuV/m	dB	dBuV	dB/m	dB	dB	dB	cm	deg																																															
1	5350.66	48.54	54.00	-5.46	29.90	34.65	9.91	31.92	6.00	396	113	AVERAGE																																													
		<table border="1"> <thead> <tr> <th>Limit</th> <th>Read</th> <th>Ant</th> <th>Cable</th> <th>Preamp</th> <th>Aux</th> <th>APos</th> <th>TPos</th> <th colspan="3">Remark</th> </tr> <tr> <th>Freq</th> <th>Level</th> <th>Line</th> <th>Margin</th> <th>Level</th> <th>Factor</th> <th>Loss</th> <th>Factor</th> <th>Factor</th> <th></th> <th></th> </tr> <tr> <th>MHz</th> <th>dBuV/m</th> <th>dBuV/m</th> <th>dB</th> <th>dBuV</th> <th>dB/m</th> <th>dB</th> <th>dB</th> <th>dB</th> <th>cm</th> <th>deg</th> </tr> </thead> <tbody> <tr> <td>1</td> <td>5320.00</td> <td>110.24</td> <td>-----</td> <td>-----</td> <td>91.68</td> <td>34.57</td> <td>9.90</td> <td>31.91</td> <td>6.00</td> <td>396</td> <td>113</td> <td>PEAK</td> </tr> </tbody> </table>										Limit	Read	Ant	Cable	Preamp	Aux	APos	TPos	Remark			Freq	Level	Line	Margin	Level	Factor	Loss	Factor	Factor			MHz	dBuV/m	dBuV/m	dB	dBuV	dB/m	dB	dB	dB	cm	deg	1	5320.00	110.24	-----	-----	91.68	34.57	9.90	31.91	6.00	396	113	PEAK
Limit	Read	Ant	Cable	Preamp	Aux	APos	TPos	Remark																																																	
Freq	Level	Line	Margin	Level	Factor	Loss	Factor	Factor																																																	
MHz	dBuV/m	dBuV/m	dB	dBuV	dB/m	dB	dB	dB	cm	deg																																															
1	5320.00	110.24	-----	-----	91.68	34.57	9.90	31.91	6.00	396	113	PEAK																																													
		<table border="1"> <thead> <tr> <th>Limit</th> <th>Read</th> <th>Ant</th> <th>Cable</th> <th>Preamp</th> <th>Aux</th> <th>APos</th> <th>TPos</th> <th colspan="3">Remark</th> </tr> <tr> <th>Freq</th> <th>Level</th> <th>Line</th> <th>Margin</th> <th>Level</th> <th>Factor</th> <th>Loss</th> <th>Factor</th> <th>Factor</th> <th></th> <th></th> </tr> <tr> <th>MHz</th> <th>dBuV/m</th> <th>dBuV/m</th> <th>dB</th> <th>dBuV</th> <th>dB/m</th> <th>dB</th> <th>dB</th> <th>dB</th> <th>cm</th> <th>deg</th> </tr> </thead> <tbody> <tr> <td>1</td> <td>5320.00</td> <td>101.87</td> <td>-----</td> <td>-----</td> <td>83.31</td> <td>34.57</td> <td>9.90</td> <td>31.91</td> <td>6.00</td> <td>396</td> <td>113</td> <td>AVERAGE</td> </tr> </tbody> </table>										Limit	Read	Ant	Cable	Preamp	Aux	APos	TPos	Remark			Freq	Level	Line	Margin	Level	Factor	Loss	Factor	Factor			MHz	dBuV/m	dBuV/m	dB	dBuV	dB/m	dB	dB	dB	cm	deg	1	5320.00	101.87	-----	-----	83.31	34.57	9.90	31.91	6.00	396	113	AVERAGE
Limit	Read	Ant	Cable	Preamp	Aux	APos	TPos	Remark																																																	
Freq	Level	Line	Margin	Level	Factor	Loss	Factor	Factor																																																	
MHz	dBuV/m	dBuV/m	dB	dBuV	dB/m	dB	dB	dB	cm	deg																																															
1	5320.00	101.87	-----	-----	83.31	34.57	9.90	31.91	6.00	396	113	AVERAGE																																													



Mode	6																																																																																			
	Harmonic																																																																																			
	U-NII-2A_5.25-5.35_802.11a_CH64_5320MHz																																																																																			
Pol.	Horizontal	Vertical																																																																																		
Peak Avg	<table border="1"> <thead> <tr> <th>Limit</th> <th>Read</th> <th>Ant</th> <th>Cable</th> <th>Preamp</th> <th>Aux</th> <th>APos</th> <th>TPos</th> <th>Remark</th> </tr> <tr> <th>Freq</th> <th>Level</th> <th>Line</th> <th>Margin</th> <th>Level</th> <th>Factor</th> <th>Loss</th> <th>Factor</th> <th>Factor</th> </tr> <tr> <th>MHz</th> <th>dBuV/m</th> <th>dBuV/m</th> <th>dB</th> <th>dBuV</th> <th>dB/m</th> <th>dB</th> <th>dB</th> <th>dB</th> <th>cm</th> <th>deg</th> </tr> </thead> <tbody> <tr> <td>1 10640.00</td> <td>45.18</td> <td>74.00</td> <td>-28.82</td> <td>54.73</td> <td>37.78</td> <td>14.32</td> <td>61.65</td> <td>0.00</td> <td>300</td> <td>360</td> <td>PEAK</td> </tr> </tbody> </table>	Limit	Read	Ant	Cable	Preamp	Aux	APos	TPos	Remark	Freq	Level	Line	Margin	Level	Factor	Loss	Factor	Factor	MHz	dBuV/m	dBuV/m	dB	dBuV	dB/m	dB	dB	dB	cm	deg	1 10640.00	45.18	74.00	-28.82	54.73	37.78	14.32	61.65	0.00	300	360	PEAK	<table border="1"> <thead> <tr> <th>Limit</th> <th>Read</th> <th>Ant</th> <th>Cable</th> <th>Preamp</th> <th>Aux</th> <th>APos</th> <th>TPos</th> <th>Remark</th> </tr> <tr> <th>Freq</th> <th>Level</th> <th>Line</th> <th>Margin</th> <th>Level</th> <th>Factor</th> <th>Loss</th> <th>Factor</th> <th>Factor</th> </tr> <tr> <th>MHz</th> <th>dBuV/m</th> <th>dBuV/m</th> <th>dB</th> <th>dBuV</th> <th>dB/m</th> <th>dB</th> <th>dB</th> <th>dB</th> <th>cm</th> <th>deg</th> </tr> </thead> <tbody> <tr> <td>1 10640.00</td> <td>45.01</td> <td>74.00</td> <td>-28.99</td> <td>54.56</td> <td>37.78</td> <td>14.32</td> <td>61.65</td> <td>0.00</td> <td>100</td> <td>360</td> <td>PEAK</td> </tr> </tbody> </table>	Limit	Read	Ant	Cable	Preamp	Aux	APos	TPos	Remark	Freq	Level	Line	Margin	Level	Factor	Loss	Factor	Factor	MHz	dBuV/m	dBuV/m	dB	dBuV	dB/m	dB	dB	dB	cm	deg	1 10640.00	45.01	74.00	-28.99	54.56	37.78	14.32	61.65	0.00	100	360	PEAK
Limit	Read	Ant	Cable	Preamp	Aux	APos	TPos	Remark																																																																												
Freq	Level	Line	Margin	Level	Factor	Loss	Factor	Factor																																																																												
MHz	dBuV/m	dBuV/m	dB	dBuV	dB/m	dB	dB	dB	cm	deg																																																																										
1 10640.00	45.18	74.00	-28.82	54.73	37.78	14.32	61.65	0.00	300	360	PEAK																																																																									
Limit	Read	Ant	Cable	Preamp	Aux	APos	TPos	Remark																																																																												
Freq	Level	Line	Margin	Level	Factor	Loss	Factor	Factor																																																																												
MHz	dBuV/m	dBuV/m	dB	dBuV	dB/m	dB	dB	dB	cm	deg																																																																										
1 10640.00	45.01	74.00	-28.99	54.56	37.78	14.32	61.65	0.00	100	360	PEAK																																																																									



		7																																																																
Mode		Band Edge																																																																
		U-NII-2C_5.47-5.725_802.11a_CH100_5500MHz																																																																
Pol.		Horizontal				Fundamental																																																												
Peak	Horizontal	<table border="1" style="width: 100%; border-collapse: collapse; margin-top: 10px;"> <thead> <tr> <th></th> <th>Limit</th> <th>Read</th> <th>Ant</th> <th>Cable</th> <th>Preamp</th> <th>Aux</th> <th>APos</th> <th>TPos</th> <th></th> </tr> <tr> <th>Freq</th> <th>Level</th> <th>Line Margin</th> <th>Level</th> <th>Factor</th> <th>Loss Factor</th> <th>Factor</th> <th></th> <th></th> <th>Remark</th> </tr> <tr> <th></th> <th>MHz</th> <th>dBuV/m</th> <th>dBuV/m</th> <th>dB</th> <th>dBuV</th> <th>dB/m</th> <th>dB</th> <th>dB</th> <th>cm</th> <th>deg</th> </tr> </thead> <tbody> <tr> <td>1</td> <td>5389.90</td> <td>59.99</td> <td>74.00</td> <td>-14.01</td> <td>41.25</td> <td>34.76</td> <td>9.93</td> <td>31.95</td> <td>6.00</td> <td>158</td> <td>360</td> <td>PEAK</td> </tr> <tr> <td>2</td> <td>5468.80</td> <td>61.05</td> <td>68.30</td> <td>-7.25</td> <td>42.21</td> <td>34.80</td> <td>10.04</td> <td>32.00</td> <td>6.00</td> <td>158</td> <td>360</td> <td>PEAK</td> </tr> </tbody> </table>									Limit	Read	Ant	Cable	Preamp	Aux	APos	TPos		Freq	Level	Line Margin	Level	Factor	Loss Factor	Factor			Remark		MHz	dBuV/m	dBuV/m	dB	dBuV	dB/m	dB	dB	cm	deg	1	5389.90	59.99	74.00	-14.01	41.25	34.76	9.93	31.95	6.00	158	360	PEAK	2	5468.80	61.05	68.30	-7.25	42.21	34.80	10.04	32.00	6.00	158	360	PEAK
		Limit	Read	Ant	Cable	Preamp	Aux	APos	TPos																																																									
Freq	Level	Line Margin	Level	Factor	Loss Factor	Factor			Remark																																																									
	MHz	dBuV/m	dBuV/m	dB	dBuV	dB/m	dB	dB	cm	deg																																																								
1	5389.90	59.99	74.00	-14.01	41.25	34.76	9.93	31.95	6.00	158	360	PEAK																																																						
2	5468.80	61.05	68.30	-7.25	42.21	34.80	10.04	32.00	6.00	158	360	PEAK																																																						
Fundamental	<table border="1" style="width: 100%; border-collapse: collapse; margin-top: 10px;"> <thead> <tr> <th></th> <th>Limit</th> <th>Read</th> <th>Ant</th> <th>Cable</th> <th>Preamp</th> <th>Aux</th> <th>APos</th> <th>TPos</th> <th></th> </tr> <tr> <th>Freq</th> <th>Level</th> <th>Line Margin</th> <th>Level</th> <th>Factor</th> <th>Loss Factor</th> <th>Factor</th> <th></th> <th></th> <th>Remark</th> </tr> <tr> <th></th> <th>MHz</th> <th>dBuV/m</th> <th>dBuV/m</th> <th>dB</th> <th>dBuV</th> <th>dB/m</th> <th>dB</th> <th>dB</th> <th>cm</th> <th>deg</th> </tr> </thead> <tbody> <tr> <td>1</td> <td>5500.00</td> <td>112.42</td> <td>-----</td> <td>-----</td> <td>93.54</td> <td>34.80</td> <td>10.10</td> <td>32.02</td> <td>6.00</td> <td>158</td> <td>360</td> <td>PEAK</td> </tr> </tbody> </table>									Limit	Read	Ant	Cable	Preamp	Aux	APos	TPos		Freq	Level	Line Margin	Level	Factor	Loss Factor	Factor			Remark		MHz	dBuV/m	dBuV/m	dB	dBuV	dB/m	dB	dB	cm	deg	1	5500.00	112.42	-----	-----	93.54	34.80	10.10	32.02	6.00	158	360	PEAK														
	Limit	Read	Ant	Cable	Preamp	Aux	APos	TPos																																																										
Freq	Level	Line Margin	Level	Factor	Loss Factor	Factor			Remark																																																									
	MHz	dBuV/m	dBuV/m	dB	dBuV	dB/m	dB	dB	cm	deg																																																								
1	5500.00	112.42	-----	-----	93.54	34.80	10.10	32.02	6.00	158	360	PEAK																																																						
Avg	Horizontal	<table border="1" style="width: 100%; border-collapse: collapse; margin-top: 10px;"> <thead> <tr> <th></th> <th>Limit</th> <th>Read</th> <th>Ant</th> <th>Cable</th> <th>Preamp</th> <th>Aux</th> <th>APos</th> <th>TPos</th> <th></th> </tr> <tr> <th>Freq</th> <th>Level</th> <th>Line Margin</th> <th>Level</th> <th>Factor</th> <th>Loss Factor</th> <th>Factor</th> <th></th> <th></th> <th>Remark</th> </tr> <tr> <th></th> <th>MHz</th> <th>dBuV/m</th> <th>dBuV/m</th> <th>dB</th> <th>dBuV</th> <th>dB/m</th> <th>dB</th> <th>dB</th> <th>cm</th> <th>deg</th> </tr> </thead> <tbody> <tr> <td>1</td> <td>5459.05</td> <td>49.30</td> <td>54.00</td> <td>-4.70</td> <td>30.46</td> <td>34.80</td> <td>10.03</td> <td>31.99</td> <td>6.00</td> <td>158</td> <td>360</td> <td>AVERAGE</td> </tr> </tbody> </table>									Limit	Read	Ant	Cable	Preamp	Aux	APos	TPos		Freq	Level	Line Margin	Level	Factor	Loss Factor	Factor			Remark		MHz	dBuV/m	dBuV/m	dB	dBuV	dB/m	dB	dB	cm	deg	1	5459.05	49.30	54.00	-4.70	30.46	34.80	10.03	31.99	6.00	158	360	AVERAGE													
		Limit	Read	Ant	Cable	Preamp	Aux	APos	TPos																																																									
Freq	Level	Line Margin	Level	Factor	Loss Factor	Factor			Remark																																																									
	MHz	dBuV/m	dBuV/m	dB	dBuV	dB/m	dB	dB	cm	deg																																																								
1	5459.05	49.30	54.00	-4.70	30.46	34.80	10.03	31.99	6.00	158	360	AVERAGE																																																						
Fundamental	<table border="1" style="width: 100%; border-collapse: collapse; margin-top: 10px;"> <thead> <tr> <th></th> <th>Limit</th> <th>Read</th> <th>Ant</th> <th>Cable</th> <th>Preamp</th> <th>Aux</th> <th>APos</th> <th>TPos</th> <th></th> </tr> <tr> <th>Freq</th> <th>Level</th> <th>Line Margin</th> <th>Level</th> <th>Factor</th> <th>Loss Factor</th> <th>Factor</th> <th></th> <th></th> <th>Remark</th> </tr> <tr> <th></th> <th>MHz</th> <th>dBuV/m</th> <th>dBuV/m</th> <th>dB</th> <th>dBuV</th> <th>dB/m</th> <th>dB</th> <th>dB</th> <th>cm</th> <th>deg</th> </tr> </thead> <tbody> <tr> <td>1</td> <td>5500.00</td> <td>104.36</td> <td>-----</td> <td>-----</td> <td>85.48</td> <td>34.80</td> <td>10.10</td> <td>32.02</td> <td>6.00</td> <td>158</td> <td>360</td> <td>AVERAGE</td> </tr> </tbody> </table>									Limit	Read	Ant	Cable	Preamp	Aux	APos	TPos		Freq	Level	Line Margin	Level	Factor	Loss Factor	Factor			Remark		MHz	dBuV/m	dBuV/m	dB	dBuV	dB/m	dB	dB	cm	deg	1	5500.00	104.36	-----	-----	85.48	34.80	10.10	32.02	6.00	158	360	AVERAGE														
	Limit	Read	Ant	Cable	Preamp	Aux	APos	TPos																																																										
Freq	Level	Line Margin	Level	Factor	Loss Factor	Factor			Remark																																																									
	MHz	dBuV/m	dBuV/m	dB	dBuV	dB/m	dB	dB	cm	deg																																																								
1	5500.00	104.36	-----	-----	85.48	34.80	10.10	32.02	6.00	158	360	AVERAGE																																																						



Mode		7																																																																																											
		Band Edge																																																																																											
		U-NII-2C_5.47-5.725_802.11a_CH100_5500MHz																																																																																											
Pol.	Vertical				Fundamental																																																																																								
Peak	<table border="1"> <thead> <tr> <th>Limit</th> <th>Read</th> <th>Ant</th> <th>Cable</th> <th>Preamp</th> <th>Aux</th> <th>APos</th> <th>TPos</th> </tr> <tr> <th>Freq</th> <th>Level</th> <th>Line Margin</th> <th>Level Factor</th> <th>Loss Factor</th> <th>Factor</th> <th></th> <th>Remark</th> </tr> <tr> <th>MHz</th> <th>dBuV/m</th> <th>dBuV/m</th> <th>dB</th> <th>dBuV</th> <th>dB/m</th> <th>dB</th> <th>dB</th> <th>cm</th> <th>deg</th> </tr> </thead> <tbody> <tr> <td>1</td> <td>5370.25</td> <td>59.94</td> <td>74.00</td> <td>-14.06</td> <td>41.26</td> <td>34.70</td> <td>9.92</td> <td>31.94</td> <td>6.00</td> <td>374</td> <td>280</td> <td>PEAK</td> </tr> <tr> <td>2</td> <td>5469.55</td> <td>60.42</td> <td>68.30</td> <td>-7.88</td> <td>41.58</td> <td>34.00</td> <td>10.04</td> <td>32.00</td> <td>6.00</td> <td>374</td> <td>280</td> <td>PEAK</td> </tr> </tbody> </table>	Limit	Read	Ant	Cable	Preamp	Aux	APos	TPos	Freq	Level	Line Margin	Level Factor	Loss Factor	Factor		Remark	MHz	dBuV/m	dBuV/m	dB	dBuV	dB/m	dB	dB	cm	deg	1	5370.25	59.94	74.00	-14.06	41.26	34.70	9.92	31.94	6.00	374	280	PEAK	2	5469.55	60.42	68.30	-7.88	41.58	34.00	10.04	32.00	6.00	374	280	PEAK	<table border="1"> <thead> <tr> <th>Limit</th> <th>Read</th> <th>Ant</th> <th>Cable</th> <th>Preamp</th> <th>Aux</th> <th>APos</th> <th>TPos</th> </tr> <tr> <th>Freq</th> <th>Level</th> <th>Line Margin</th> <th>Level Factor</th> <th>Loss Factor</th> <th>Factor</th> <th></th> <th>Remark</th> </tr> <tr> <th>MHz</th> <th>dBuV/m</th> <th>dBuV/m</th> <th>dB</th> <th>dBuV</th> <th>dB/m</th> <th>dB</th> <th>dB</th> <th>cm</th> <th>deg</th> </tr> </thead> <tbody> <tr> <td>1</td> <td>5500.00</td> <td>109.22</td> <td>-----</td> <td>-----</td> <td>90.34</td> <td>34.80</td> <td>10.10</td> <td>32.02</td> <td>6.00</td> <td>374</td> <td>280</td> <td>PEAK</td> </tr> </tbody> </table>	Limit	Read	Ant	Cable	Preamp	Aux	APos	TPos	Freq	Level	Line Margin	Level Factor	Loss Factor	Factor		Remark	MHz	dBuV/m	dBuV/m	dB	dBuV	dB/m	dB	dB	cm	deg	1	5500.00	109.22	-----	-----	90.34	34.80	10.10	32.02	6.00	374	280	PEAK
	Limit	Read	Ant	Cable	Preamp	Aux	APos	TPos																																																																																					
Freq	Level	Line Margin	Level Factor	Loss Factor	Factor		Remark																																																																																						
MHz	dBuV/m	dBuV/m	dB	dBuV	dB/m	dB	dB	cm	deg																																																																																				
1	5370.25	59.94	74.00	-14.06	41.26	34.70	9.92	31.94	6.00	374	280	PEAK																																																																																	
2	5469.55	60.42	68.30	-7.88	41.58	34.00	10.04	32.00	6.00	374	280	PEAK																																																																																	
Limit	Read	Ant	Cable	Preamp	Aux	APos	TPos																																																																																						
Freq	Level	Line Margin	Level Factor	Loss Factor	Factor		Remark																																																																																						
MHz	dBuV/m	dBuV/m	dB	dBuV	dB/m	dB	dB	cm	deg																																																																																				
1	5500.00	109.22	-----	-----	90.34	34.80	10.10	32.02	6.00	374	280	PEAK																																																																																	
Avg	<table border="1"> <thead> <tr> <th>Limit</th> <th>Read</th> <th>Ant</th> <th>Cable</th> <th>Preamp</th> <th>Aux</th> <th>APos</th> <th>TPos</th> </tr> <tr> <th>Freq</th> <th>Level</th> <th>Line Margin</th> <th>Level Factor</th> <th>Loss Factor</th> <th>Factor</th> <th></th> <th>Remark</th> </tr> <tr> <th>MHz</th> <th>dBuV/m</th> <th>dBuV/m</th> <th>dB</th> <th>dBuV</th> <th>dB/m</th> <th>dB</th> <th>dB</th> <th>cm</th> <th>deg</th> </tr> </thead> <tbody> <tr> <td>1</td> <td>5459.00</td> <td>48.72</td> <td>54.00</td> <td>-5.28</td> <td>29.88</td> <td>34.00</td> <td>10.03</td> <td>31.99</td> <td>6.00</td> <td>374</td> <td>280</td> <td>AVERAGE</td> </tr> </tbody> </table>	Limit	Read	Ant	Cable	Preamp	Aux	APos	TPos	Freq	Level	Line Margin	Level Factor	Loss Factor	Factor		Remark	MHz	dBuV/m	dBuV/m	dB	dBuV	dB/m	dB	dB	cm	deg	1	5459.00	48.72	54.00	-5.28	29.88	34.00	10.03	31.99	6.00	374	280	AVERAGE	<table border="1"> <thead> <tr> <th>Limit</th> <th>Read</th> <th>Ant</th> <th>Cable</th> <th>Preamp</th> <th>Aux</th> <th>APos</th> <th>TPos</th> </tr> <tr> <th>Freq</th> <th>Level</th> <th>Line Margin</th> <th>Level Factor</th> <th>Loss Factor</th> <th>Factor</th> <th></th> <th>Remark</th> </tr> <tr> <th>MHz</th> <th>dBuV/m</th> <th>dBuV/m</th> <th>dB</th> <th>dBuV</th> <th>dB/m</th> <th>dB</th> <th>dB</th> <th>cm</th> <th>deg</th> </tr> </thead> <tbody> <tr> <td>1</td> <td>5500.00</td> <td>101.78</td> <td>-----</td> <td>-----</td> <td>82.90</td> <td>34.80</td> <td>10.09</td> <td>32.01</td> <td>6.00</td> <td>374</td> <td>280</td> <td>AVERAGE</td> </tr> </tbody> </table>	Limit	Read	Ant	Cable	Preamp	Aux	APos	TPos	Freq	Level	Line Margin	Level Factor	Loss Factor	Factor		Remark	MHz	dBuV/m	dBuV/m	dB	dBuV	dB/m	dB	dB	cm	deg	1	5500.00	101.78	-----	-----	82.90	34.80	10.09	32.01	6.00	374	280	AVERAGE													
Limit	Read	Ant	Cable	Preamp	Aux	APos	TPos																																																																																						
Freq	Level	Line Margin	Level Factor	Loss Factor	Factor		Remark																																																																																						
MHz	dBuV/m	dBuV/m	dB	dBuV	dB/m	dB	dB	cm	deg																																																																																				
1	5459.00	48.72	54.00	-5.28	29.88	34.00	10.03	31.99	6.00	374	280	AVERAGE																																																																																	
Limit	Read	Ant	Cable	Preamp	Aux	APos	TPos																																																																																						
Freq	Level	Line Margin	Level Factor	Loss Factor	Factor		Remark																																																																																						
MHz	dBuV/m	dBuV/m	dB	dBuV	dB/m	dB	dB	cm	deg																																																																																				
1	5500.00	101.78	-----	-----	82.90	34.80	10.09	32.01	6.00	374	280	AVERAGE																																																																																	



Mode	7																																																																											
	Harmonic																																																																											
	U-NII-2C_5.47-5.725_802.11a_CH100_5500MHz																																																																											
Pol.	Horizontal	Vertical																																																																										
Peak Avg	<table border="1"> <thead> <tr> <th>Limit</th> <th>Read</th> <th>Ant</th> <th>Cable</th> <th>Preamp</th> <th>Aux</th> <th>APos</th> <th>TPos</th> <th>Remark</th> </tr> <tr> <th>Freq</th> <th>Level</th> <th>Line</th> <th>Margin</th> <th>Level</th> <th>Factor</th> <th>Loss</th> <th>Factor</th> <th>Factor</th> </tr> <tr> <th>MHz</th> <th>dBuV/m</th> <th>dBuV/m</th> <th>dB</th> <th>dBuV</th> <th>dB/m</th> <th>dB</th> <th>dB</th> <th>dB</th> </tr> </thead> <tbody> <tr> <td>1 11000.00</td> <td>45.43</td> <td>74.00</td> <td>-28.57</td> <td>54.58</td> <td>38.00</td> <td>14.56</td> <td>61.71</td> <td>0.00</td> <td>300 360 PEAK</td> </tr> </tbody> </table>	Limit	Read	Ant	Cable	Preamp	Aux	APos	TPos	Remark	Freq	Level	Line	Margin	Level	Factor	Loss	Factor	Factor	MHz	dBuV/m	dBuV/m	dB	dBuV	dB/m	dB	dB	dB	1 11000.00	45.43	74.00	-28.57	54.58	38.00	14.56	61.71	0.00	300 360 PEAK	<table border="1"> <thead> <tr> <th>Limit</th> <th>Read</th> <th>Ant</th> <th>Cable</th> <th>Preamp</th> <th>Aux</th> <th>APos</th> <th>TPos</th> <th>Remark</th> </tr> <tr> <th>Freq</th> <th>Level</th> <th>Line</th> <th>Margin</th> <th>Level</th> <th>Factor</th> <th>Loss</th> <th>Factor</th> <th>Factor</th> </tr> <tr> <th>MHz</th> <th>dBuV/m</th> <th>dBuV/m</th> <th>dB</th> <th>dBuV</th> <th>dB/m</th> <th>dB</th> <th>dB</th> <th>dB</th> </tr> </thead> <tbody> <tr> <td>1 11000.00</td> <td>44.99</td> <td>74.00</td> <td>-29.01</td> <td>54.14</td> <td>38.00</td> <td>14.56</td> <td>61.71</td> <td>0.00</td> <td>100 360 PEAK</td> </tr> </tbody> </table>	Limit	Read	Ant	Cable	Preamp	Aux	APos	TPos	Remark	Freq	Level	Line	Margin	Level	Factor	Loss	Factor	Factor	MHz	dBuV/m	dBuV/m	dB	dBuV	dB/m	dB	dB	dB	1 11000.00	44.99	74.00	-29.01	54.14	38.00	14.56	61.71	0.00	100 360 PEAK
Limit	Read	Ant	Cable	Preamp	Aux	APos	TPos	Remark																																																																				
Freq	Level	Line	Margin	Level	Factor	Loss	Factor	Factor																																																																				
MHz	dBuV/m	dBuV/m	dB	dBuV	dB/m	dB	dB	dB																																																																				
1 11000.00	45.43	74.00	-28.57	54.58	38.00	14.56	61.71	0.00	300 360 PEAK																																																																			
Limit	Read	Ant	Cable	Preamp	Aux	APos	TPos	Remark																																																																				
Freq	Level	Line	Margin	Level	Factor	Loss	Factor	Factor																																																																				
MHz	dBuV/m	dBuV/m	dB	dBuV	dB/m	dB	dB	dB																																																																				
1 11000.00	44.99	74.00	-29.01	54.14	38.00	14.56	61.71	0.00	100 360 PEAK																																																																			



Mode	8																																																																											
	Harmonic																																																																											
	U-NII-2C_5.47-5.725_802.11a_CH116_5580MHz																																																																											
Pol.	Horizontal	Vertical																																																																										
Peak Avg	<table border="1"> <thead> <tr> <th>Limit</th> <th>Read</th> <th>Ant</th> <th>Cable</th> <th>Preamp</th> <th>Aux</th> <th>APos</th> <th>TPos</th> <th>Remark</th> </tr> <tr> <th>Freq</th> <th>Level</th> <th>Line</th> <th>Margin</th> <th>Level</th> <th>Factor</th> <th>Loss</th> <th>Factor</th> <th>Factor</th> </tr> <tr> <th>MHz</th> <th>dBuV/m</th> <th>dBuV/m</th> <th>dB</th> <th>dBuV</th> <th>dB/m</th> <th>dB</th> <th>dB</th> <th>dB</th> </tr> </thead> <tbody> <tr> <td>1 11160.00</td> <td>45.18</td> <td>74.00</td> <td>-28.82</td> <td>54.05</td> <td>38.10</td> <td>14.68</td> <td>61.65</td> <td>0.00</td> <td>300 360 PEAK</td> </tr> </tbody> </table>	Limit	Read	Ant	Cable	Preamp	Aux	APos	TPos	Remark	Freq	Level	Line	Margin	Level	Factor	Loss	Factor	Factor	MHz	dBuV/m	dBuV/m	dB	dBuV	dB/m	dB	dB	dB	1 11160.00	45.18	74.00	-28.82	54.05	38.10	14.68	61.65	0.00	300 360 PEAK	<table border="1"> <thead> <tr> <th>Limit</th> <th>Read</th> <th>Ant</th> <th>Cable</th> <th>Preamp</th> <th>Aux</th> <th>APos</th> <th>TPos</th> <th>Remark</th> </tr> <tr> <th>Freq</th> <th>Level</th> <th>Line</th> <th>Margin</th> <th>Level</th> <th>Factor</th> <th>Loss</th> <th>Factor</th> <th>Factor</th> </tr> <tr> <th>MHz</th> <th>dBuV/m</th> <th>dBuV/m</th> <th>dB</th> <th>dBuV</th> <th>dB/m</th> <th>dB</th> <th>dB</th> <th>dB</th> </tr> </thead> <tbody> <tr> <td>1 11160.00</td> <td>46.27</td> <td>74.00</td> <td>-27.73</td> <td>55.14</td> <td>38.10</td> <td>14.68</td> <td>61.65</td> <td>0.00</td> <td>100 360 PEAK</td> </tr> </tbody> </table>	Limit	Read	Ant	Cable	Preamp	Aux	APos	TPos	Remark	Freq	Level	Line	Margin	Level	Factor	Loss	Factor	Factor	MHz	dBuV/m	dBuV/m	dB	dBuV	dB/m	dB	dB	dB	1 11160.00	46.27	74.00	-27.73	55.14	38.10	14.68	61.65	0.00	100 360 PEAK
Limit	Read	Ant	Cable	Preamp	Aux	APos	TPos	Remark																																																																				
Freq	Level	Line	Margin	Level	Factor	Loss	Factor	Factor																																																																				
MHz	dBuV/m	dBuV/m	dB	dBuV	dB/m	dB	dB	dB																																																																				
1 11160.00	45.18	74.00	-28.82	54.05	38.10	14.68	61.65	0.00	300 360 PEAK																																																																			
Limit	Read	Ant	Cable	Preamp	Aux	APos	TPos	Remark																																																																				
Freq	Level	Line	Margin	Level	Factor	Loss	Factor	Factor																																																																				
MHz	dBuV/m	dBuV/m	dB	dBuV	dB/m	dB	dB	dB																																																																				
1 11160.00	46.27	74.00	-27.73	55.14	38.10	14.68	61.65	0.00	100 360 PEAK																																																																			