




承 认 书

APPROVAL SHEET

客户名称 Customer				
客户料号 Customer P/N				
项目名称 Project Name	WiFi Tri-band SMA Male(Black)			
供应商名称 Supplier	上海圣丹纳无线科技有限公司 Shanghai Saintenna Wireless Technology Co.,LTD.			
圣丹纳物料型号 Saintenna P/N	SAA31578A			
是否符合 RoHS IF ROHS	yes			
送样日期 Providing Date	2022.12.29			
供应商 Supplier	制定 Prepared by	设计 Designer	品质 QA	批准 Approver
	马玉学	钱锐	李光辉	余剑平
地址: 上海市宝山区宝祁路611号8号楼 Address: Building 8, No.611 Bao Qi Road, Bao Shan District, Shanghai, China				
电话/Tel: 086-021-36307272; 传真/Fax: 086-021-36307757				
客户 Customer	编制 Prepared by	审核 Checked by	批准 Approver	
				

注: 必须手工签字确认 (Note: Signature must be confirmed by hand)

CONFIDENTIAL

The information contained in this product is of a proprietary nature. It may not be reproduced without expressed written permission of Shanghai Saintenna Wireless Technology Co.,LTD.

目录/Content

一 封面/Cover.....	☑
二 目录/Content.....	☑
三 规格/Specification.....	☑
四 图纸/Drawing.....	☑
五 电性能报告/Electric Report.....	☑

规格/Specification

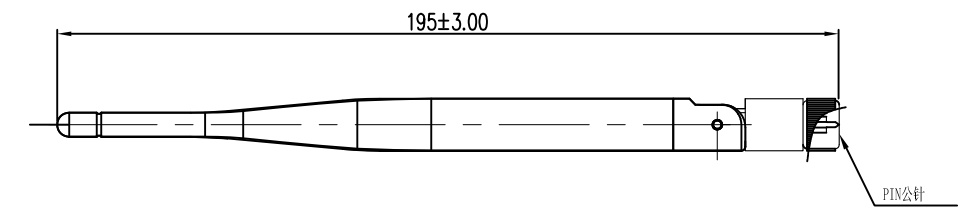
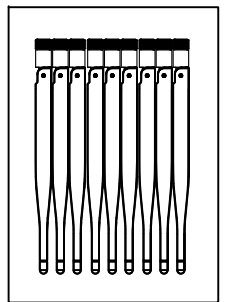
1. 机械规格/Mechanical Specification

- 连接方式/Connect Type..... SMA-J
- 工作温度/Work Temperature..... -40~85℃
- 存储温度/Storage Temperature..... -40~85℃

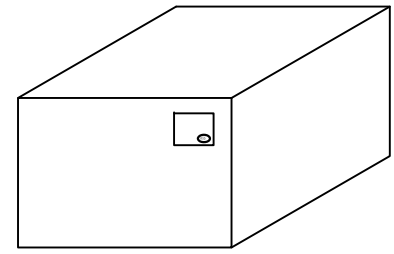
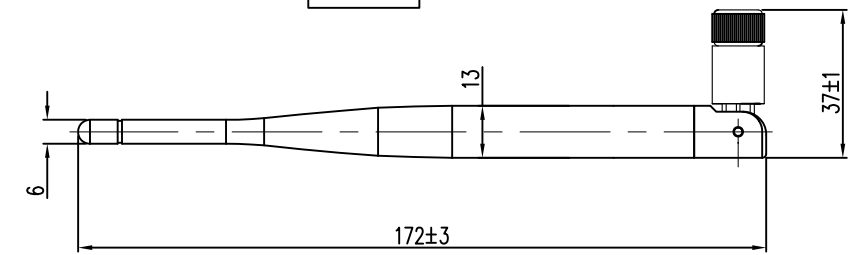
2. 电性能参数/Electrical Specification

- 频段/Frequency Range..... 2.4~2.5&5.15~5.85GHz
- 驻波比/VSWR..... <3
- 增益/Peak Gain..... 0dBi
- 极化/Polarization..... Vertical
- 特性阻抗/Input Impedance..... 50 Ω
- 最大承载功率/Max Input Power..... 5W

标记	签名	修改内容	日期



ROHS



1. 外箱需贴1PCS/ROHS 标签于外箱标签上
2. 外箱需贴1PCS/外箱标签于外箱侧麦右上角



上海圣丹纳无线科技有限公司

第三视角		项目名称	日期	2020.07.10				
0~3	±0.05	WiFi Dual-band -Antenna	设计	MD	mayuxue			
3~30	±0.10			RF	qianrui			
30~50	±0.15		批准					
50~80	±0.20	产品料号	单位	mm	比例	FIT	版本	P1
角度	±1°							
第 1 页, 共 1 页								



移远0dBi三频WiFi天线调试报告

上海圣丹纳无线科技有限公司

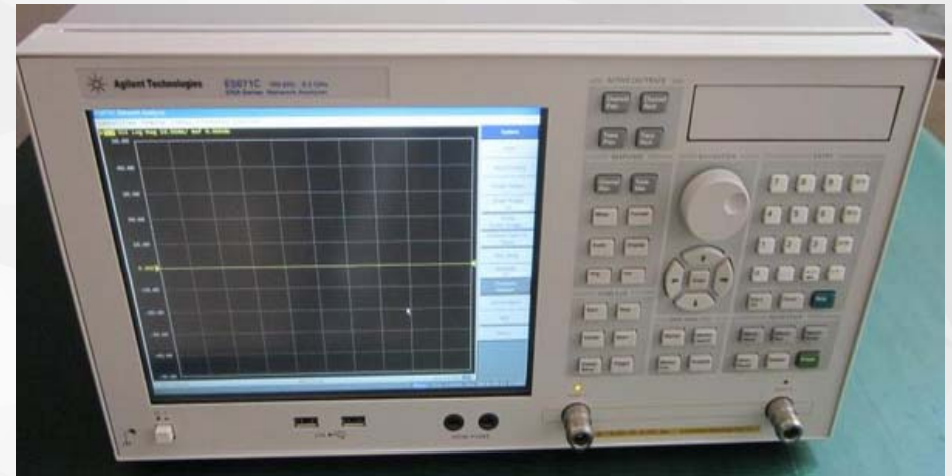
Shanghai Saintenna Wireless Technology Co.,LTD.

Project Information

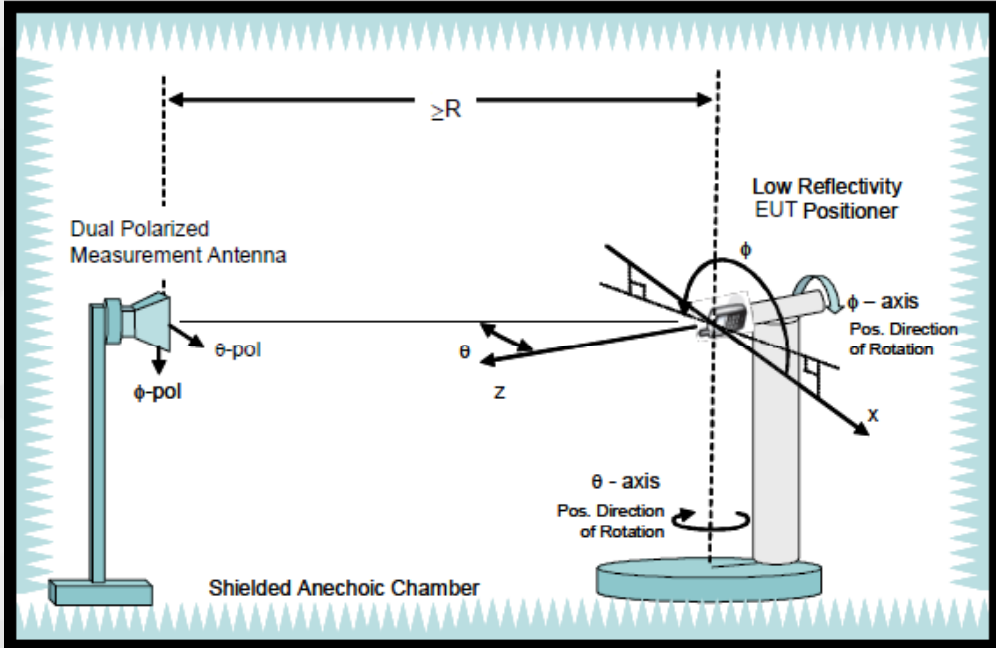
客户名称 Customer Name	移远
项目名称 Project Name	0dBi三频WiFi天线
工作频段 Working Band	2.4G/5.8GHZ/7GHz
规格 Description	SMA-Male
版本 Version	V1.0
日期 Date	2022-12-29

Debug Instrument

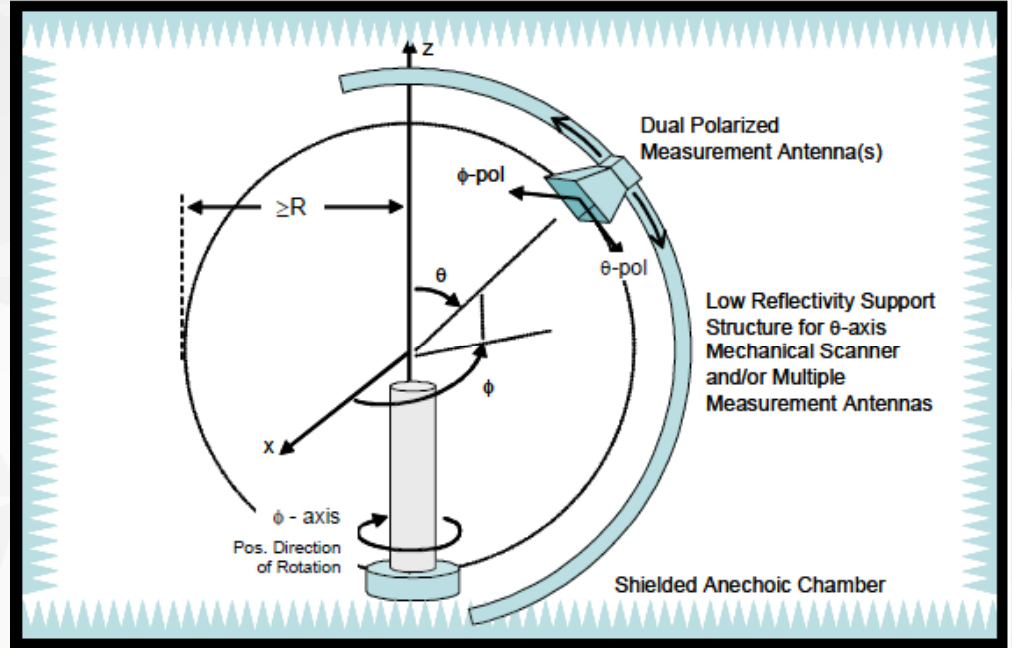
Network Analyzer	Agilent E5071C
Frequency Range	100KHz ~ 8.5GHz
Test Item	Return Loss/VSWR/Smith Chart /Isolation



Typical Setup for Test System

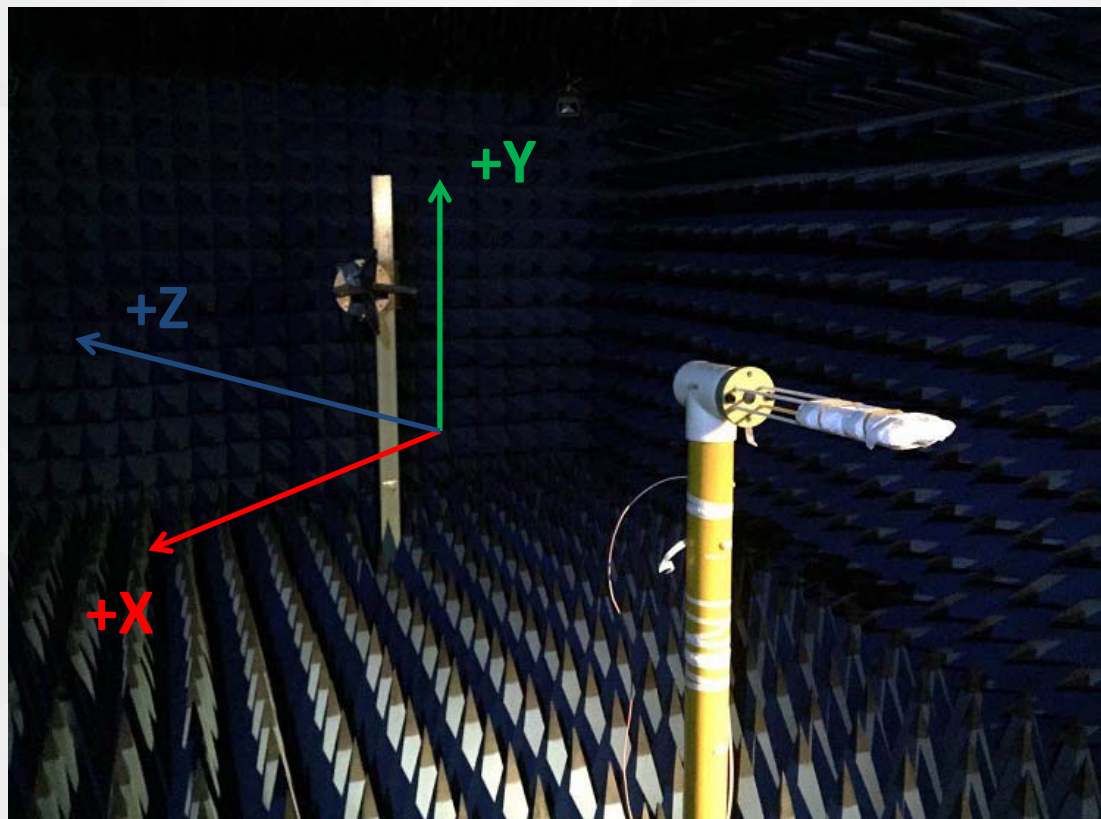


Combined-Axes System



Distributed-Axes System

Anechoic Chamber




Combined-Axes System

Test Instrument

Generator	Agilent E4438C
Test Item	GPS

Radio Communication Tester	R&S CMW500
Test Item	Active Test

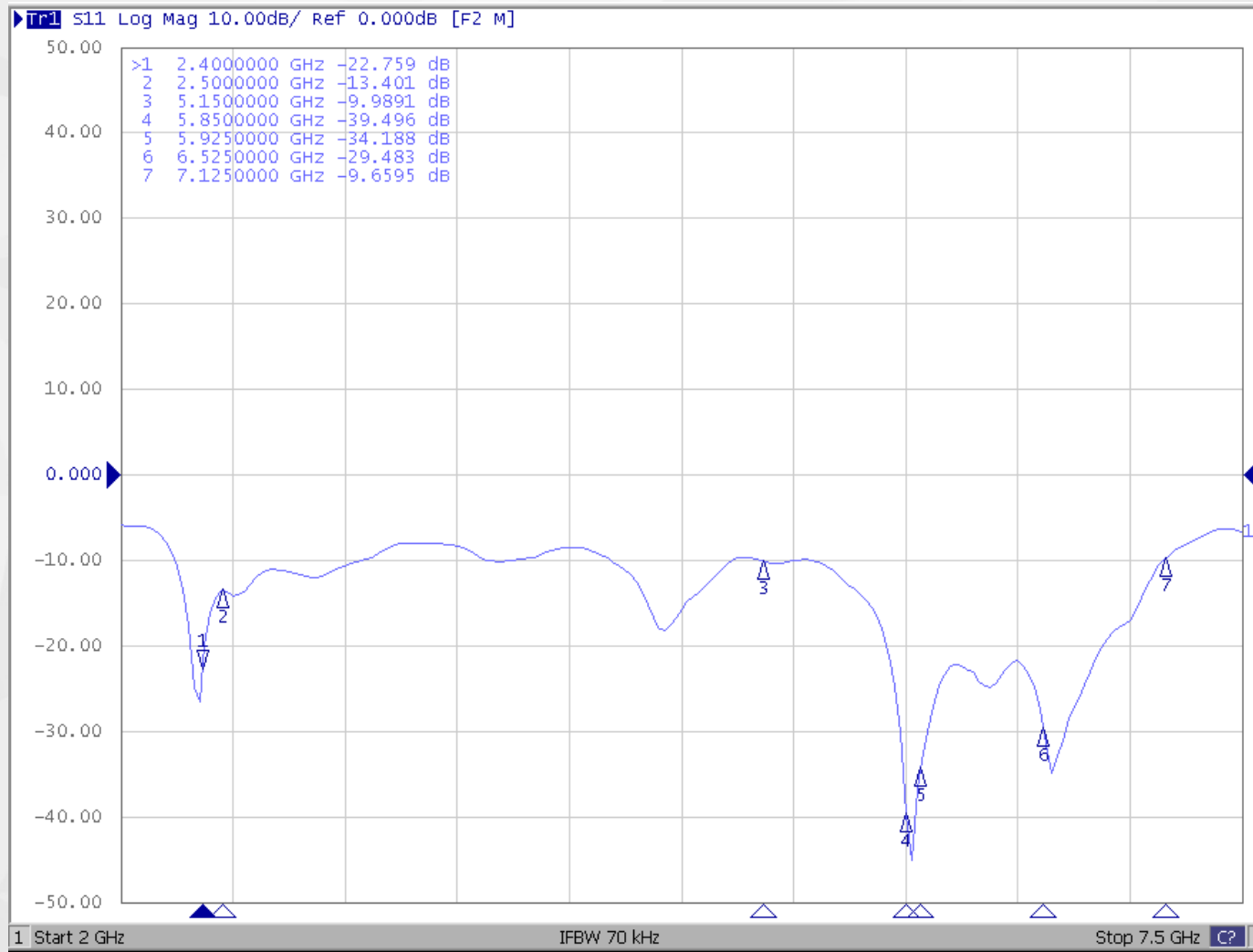
Network Analyzer	Agilent E5071C
Test Item	Passive Test



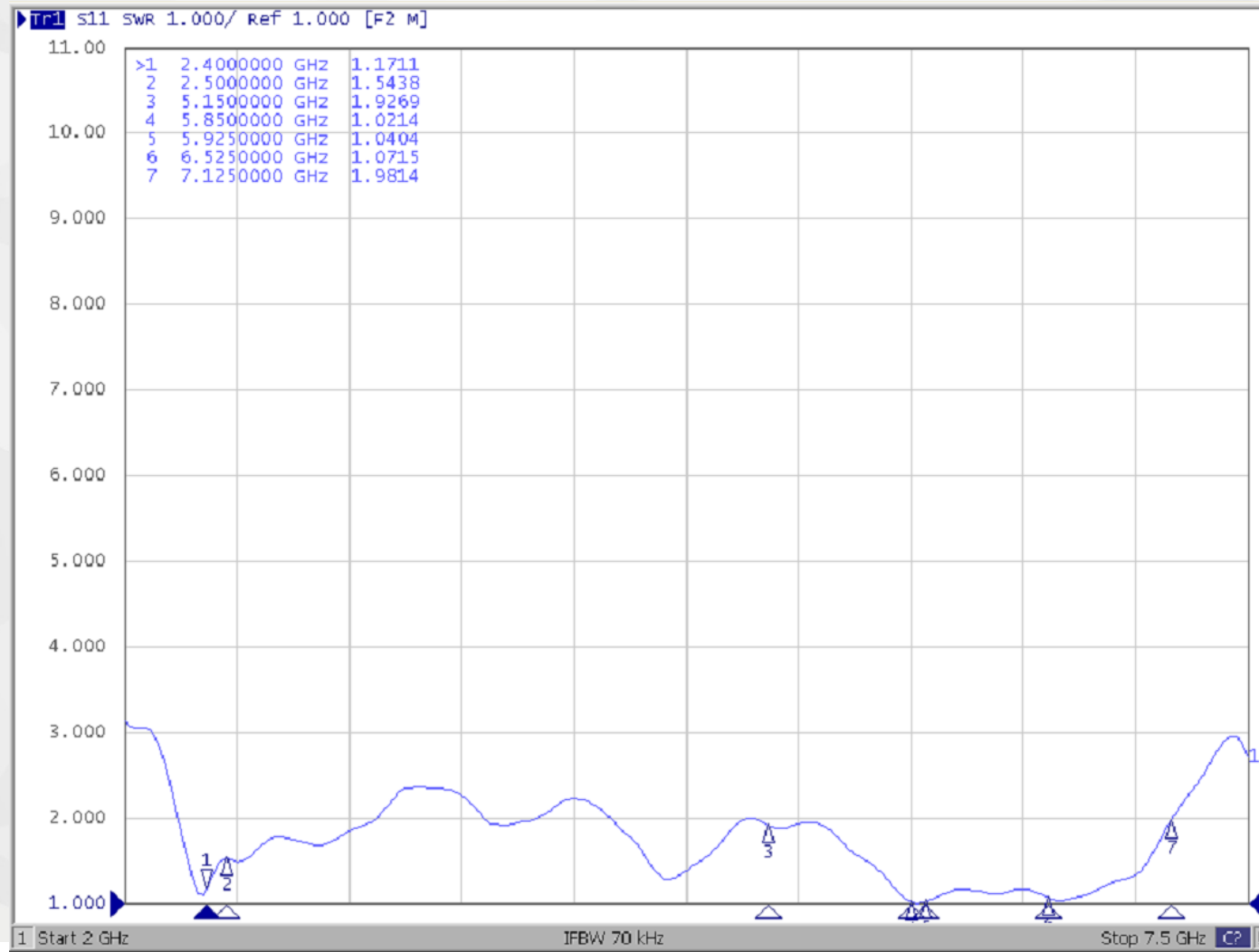
Test Fixture



S11 Return Loss



S11 VSWR



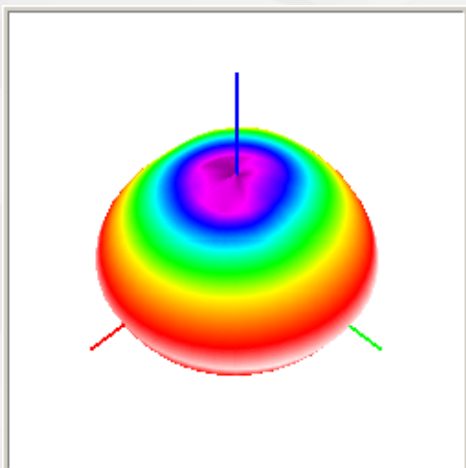
Gain/Efficiency

Freq.(MHz)	Gain(dBi)	Efficiency	Freq.(MHz)	Gain(dBi)	Efficiency
2400	0.25	51.60%	5150	-0.91	30.80%
2410	0.47	51.80%	5200	-0.69	40.60%
2420	-0.02	49.00%	5250	-0.67	41.30%
2430	-0.12	46.60%	5300	-0.19	44.20%
2440	-0.04	46.50%	5350	-0.92	36.70%
2450	-0.55	45.60%	5400	-0.02	43.40%
2460	-0.34	45.00%	5450	0.49	43.50%
2470	-0.11	44.70%	5500	0.65	41.00%
2480	-0.02	43.80%	5550	0.39	35.80%
2490	-0.11	43.40%	5600	1.09	42.70%
2500	-0.24	43.50%	5650	1.28	45.70%
			5700	0.48	37.10%
			5750	0.16	32.10%
			5800	1	36.40%
			5850	1.1	38.80%

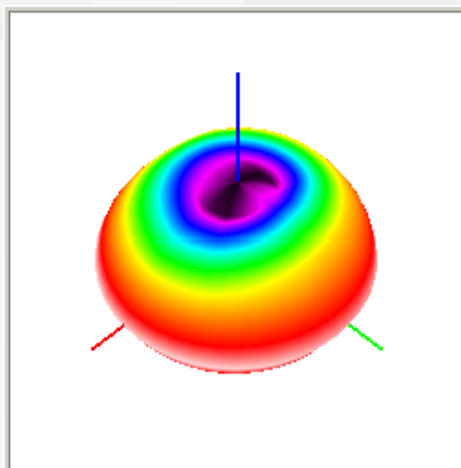
Gain/Efficiency

Freq. (MHz)	Gain(dBi)	Efficiency	Freq. (MHz)	Gain(dBi)	Efficiency
5925.0	3.48	54.5%	6525.0	3.62	57.5%
5975.0	2.04	39.8%	6575.0	1.34	44.4%
6025.0	1.72	39.9%	6625.0	0.83	41.7%
6075.0	0.34	33.1%	6675.0	2.62	49.0%
6125.0	0.99	40.2%	6725.0	2.27	44.6%
6175.0	1.96	55.6%	6775.0	2.66	47.3%
6225.0	1.75	51.5%	6825.0	1.50	37.2%
6275.0	2.04	60.6%	6875.0	2.03	43.9%
6325.0	3.76	67.9%	6925.0	2.20	48.0%
6375.0	3.46	67.4%	6975.0	0.87	36.3%
6425.0	3.59	77.0%	7025.0	1.33	39.1%
6475.0	3.38	53.3%	7075.0	0.77	37.3%
			7125.0	-0.94	28.7%

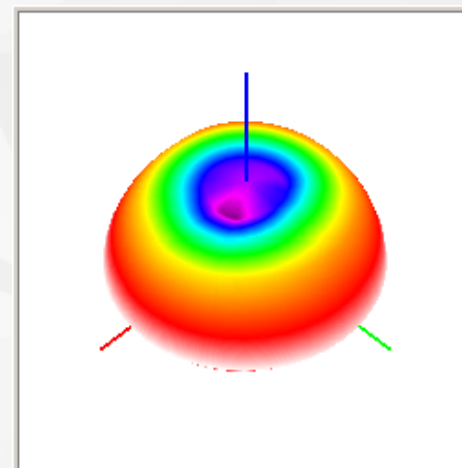
Test Result



2.4GHz

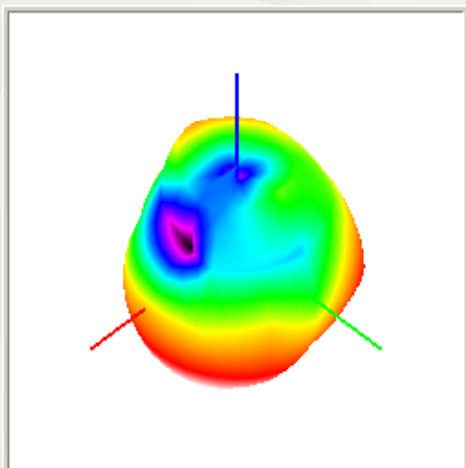


2.45GHz

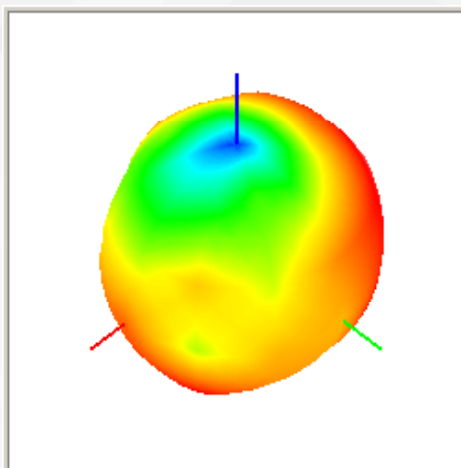


2.5GHz

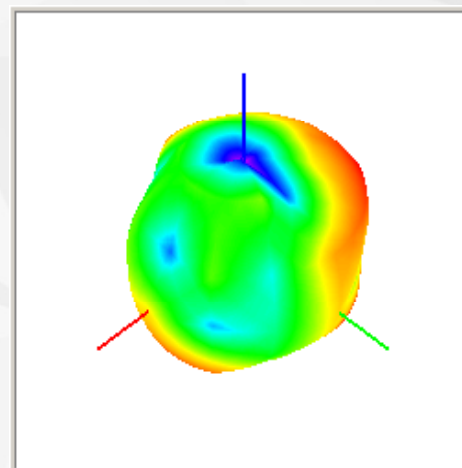
Test Result



5.15GHz

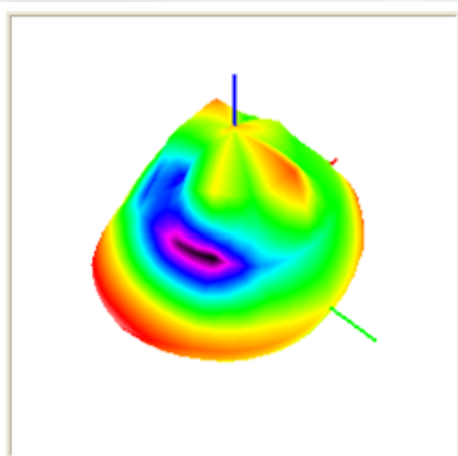


5.5GHz

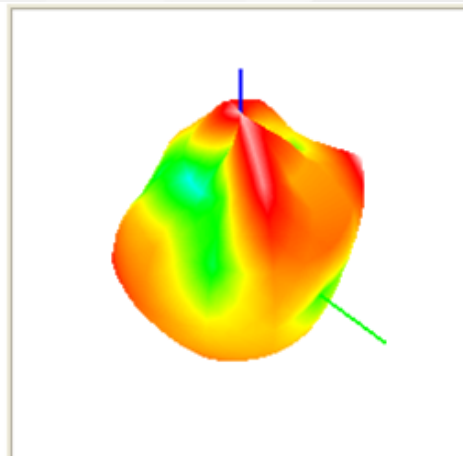


5.85GHz

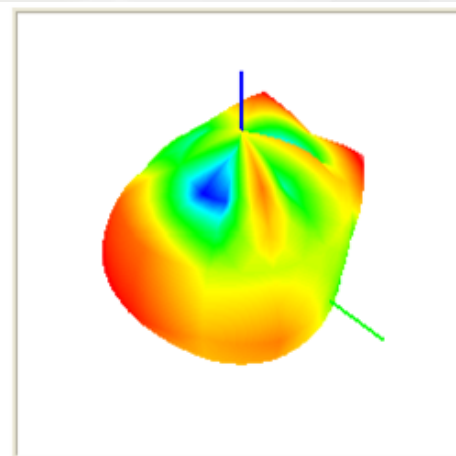
Test Result



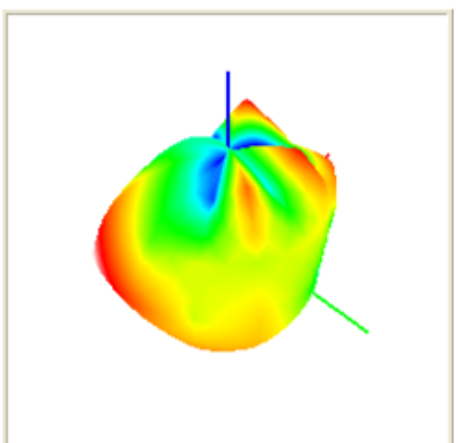
5925MHz



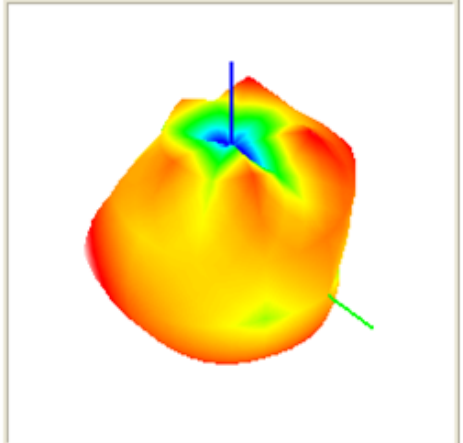
6225MHz



6525MHz



6825MHz



7125MHz