

Report No.: SEWM2312000514RG03

Rev.: 01

Page: 1 of 12

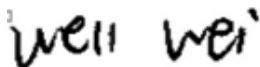
TEST REPORT

Application No.: SEWM2312000514RG
Applicant: Quectel Wireless Solutions Co., Ltd.
Address of Applicant: Building 5, Shanghai Business Park Phase III (Area B), No.1016 Tianlin Road, Minhang District, Shanghai, China 200233
Manufacturer: Quectel Wireless Solutions Co., Ltd.
Address of Manufacturer: Building 5, Shanghai Business Park Phase III (Area B), No.1016 Tianlin Road, Minhang District, Shanghai, China 200233
EUT Description: 5G Sub-6 GHz M.2 Module
Model No.: RM520N-GL
Trade Mark: Quectel
FCC ID: XMR2023RM520NGLT
Standards: 47 CFR Part 2.1091
 FCC KDB 447498 D01 v06
Date of Receipt: 2023/12/15
Date of Issue: 2023/12/15

Test Result:	PASS*
---------------------	--------------

* In the configuration tested, the EUT complied with the standards specified above.

Authorized Signature:



Well Wei
 Wireless Laboratory Manager




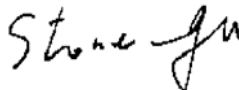
Unless otherwise agreed in writing, this document is issued by the Company subject to its General Conditions of Service printed overleaf, available on request or accessible at <http://www.sgs.com/en/Terms-and-Conditions.aspx> and, for electronic format documents, subject to Terms and Conditions for Electronic Documents at <http://www.sgs.com/en/Terms-and-Conditions/Terms-e-Document.aspx>. Attention is drawn to the limitation of liability, indemnification and jurisdiction issues defined therein. Any holder of this document is advised that information contained hereon reflects the Company's findings at the time of its intervention only and within the limits of Client's instructions, if any. The Company's sole responsibility is to its Client and this document does not exonerate parties to a transaction from exercising all their rights and obligations under the transaction documents. This document cannot be reproduced except in full, without prior written approval of the Company. Any unauthorized alteration, forgery or falsification of the content or appearance of this document is unlawful and offenders may be prosecuted to the fullest extent of the law. Unless otherwise stated the results shown in this test report refer only to the sample(s) tested and such sample(s) are retained for 30 days only.
Attention: To check the authenticity of testing/inspection report & certificate, please contact us at telephone: (86-755) 8307 1443, or email: CN.Doccheck@sgs.com

South of No. 6 Plant, No. 1, Runsheng Road, Suzhou Industrial Park, Suzhou Area, China (Jiangsu) Pilot Free Trade Zone 215000
 中国·苏州·中国(江苏)自由贸易试验区苏州片区苏州工业园区润胜路1号的6号厂房南楼 邮编: 215000

t (86-512) 62992980 www.sgsgroup.com.cn
 t (86-512) 62992980 sgs.china@sgs.com

1 Version

Revision Record				
Version	Chapter	Date	Modifier	Remark
01		2023/12/15		Original

Prepared By		 <hr/> (Nick Hu) / Test Engineer
Checked By		 <hr/> (Stone Gu) / Reviewer



Unless otherwise agreed in writing, this document is issued by the Company subject to its General Conditions of Service printed overleaf, available on request or accessible at <http://www.sgs.com/en/Terms-and-Conditions.aspx> and, for electronic format documents, subject to Terms and Conditions for Electronic Documents at <http://www.sgs.com/en/Terms-and-Conditions/Terms-e-Documents.aspx>. Attention is drawn to the limitation of liability, indemnification and jurisdiction issues defined therein. Any holder of this document is advised that information contained hereon reflects the Company's findings at the time of its intervention only and within the limits of Client's instructions, if any. The Company's sole responsibility is to its Client and this document does not exonerate parties to a transaction from exercising all their rights and obligations under the transaction documents. This document cannot be reproduced except in full, without prior written approval of the Company. Any unauthorized alteration, forgery or falsification of the content or appearance of this document is unlawful and offenders may be prosecuted to the fullest extent of the law. Unless otherwise stated the results shown in this test report refer only to the sample(s) tested and such sample(s) are retained for 30 days only.
Attention: To check the authenticity of testing/inspection report & certificate, please contact us at telephone: (86-755) 8307 1443, or email: CN.Doccheck@sgs.com

South of No. 6 Plant, No. 1, Runsheng Road, Suzhou Industrial Park, Suzhou Area, China (Jiangsu) Pilot Free Trade Zone 215000 t (86-512) 62992980 www.sgs.com.cn
 中国·苏州·中国(江苏)自由贸易试验区苏州片区苏州工业园区润胜路1号的6号厂房南楼 邮编: 215000 t (86-512) 62992980 sgs.china@sgs.com

Contents

1	Version	2
2	General Information	4
2.1	Client Information	4
2.2	Test Facility	4
2.3	General Description of EUT	5
3	RF Exposure Evaluation	8
3.1	RF Exposure Compliance Requirement	8
3.1.1	Limits	8
3.1.2	Test Procedure	9
3.1.3	EUT RF Exposure Evaluation	9
3.1.4	Exposure calculations for multiple sources	12



Unless otherwise agreed in writing, this document is issued by the Company subject to its General Conditions of Service printed overleaf, available on request or accessible at <http://www.sgs.com/en/Terms-and-Conditions.aspx> and, for electronic format documents, subject to Terms and Conditions for Electronic Documents at <http://www.sgs.com/en/Terms-and-Conditions/Terms-e-Documents.aspx>. Attention is drawn to the limitation of liability, indemnification and jurisdiction issues defined therein. Any holder of this document is advised that information contained hereon reflects the Company's findings at the time of its intervention only and within the limits of Client's instructions, if any. The Company's sole responsibility is to its Client and this document does not exonerate parties to a transaction from exercising all their rights and obligations under the transaction documents. This document cannot be reproduced except in full, without prior written approval of the Company. Any unauthorized alteration, forgery or falsification of the content or appearance of this document is unlawful and offenders may be prosecuted to the fullest extent of the law. Unless otherwise stated the results shown in this test report refer only to the sample(s) tested and such sample(s) are retained for 30 days only.
Attention: To check the authenticity of testing/inspection report & certificate, please contact us at telephone: (86-755) 8307 1443, or email: CN.Doccheck@sgs.com

South of No. 6 Plant, No. 1, Runsheng Road, Suzhou Industrial Park, Suzhou Area, China (Jiangsu) Pilot Free Trade Zone 215000 t (86-512) 62992980 www.sgs.com.cn
 中国·苏州·中国(江苏)自由贸易试验区苏州片区苏州工业园区润胜路1号的6号厂房南楼 邮编: 215000 t (86-512) 62992980 sgs.china@sgs.com

2 General Information

2.1 Client Information

Applicant:	Quectel Wireless Solutions Co., Ltd.
Address of Applicant:	Building 5, Shanghai Business Park Phase III (Area B), No.1016 Tianlin Road, Minhang District, Shanghai, China 200233
Manufacturer:	Quectel Wireless Solutions Co., Ltd.
Address of Manufacturer:	Building 5, Shanghai Business Park Phase III (Area B), No.1016 Tianlin Road, Minhang District, Shanghai, China 200233

2.2 Test Facility

The test facility is recognized, certified, or accredited by the following organizations:

• A2LA (Certificate No. 6336.01)

SGS-CSTC STANDARDS TECHNICAL SERVICES (SUZHOU) CO., LTD. is accredited by the American Association for Laboratory Accreditation(A2LA). Certificate No. 6336.01.

• Innovation, Science and Economic Development Canada

SGS-CSTC STANDARDS TECHNICAL SERVICES (SUZHOU) CO., LTD. has been recognized by ISED as an accredited testing laboratory.

CAB identifier: CN0120.

IC#: 27594.

• FCC –Designation Number: CN1312

SGS-CSTC STANDARDS TECHNICAL SERVICES (SUZHOU) CO., LTD. has been recognized as an accredited testing laboratory.

Designation Number: CN1312.

Test Firm Registration Number: 717327



Unless otherwise agreed in writing, this document is issued by the Company subject to its General Conditions of Service printed overleaf, available on request or accessible at <http://www.sgs.com/en/Terms-and-Conditions.aspx> and, for electronic format documents, subject to Terms and Conditions for Electronic Documents at <http://www.sgs.com/en/Terms-and-Conditions/Terms-e-Documents.aspx>. Attention is drawn to the limitation of liability, indemnification and jurisdiction issues defined therein. Any holder of this document is advised that information contained hereon reflects the Company's findings at the time of its intervention only and within the limits of Client's instructions, if any. The Company's sole responsibility is to its Client and this document does not exonerate parties to a transaction from exercising all their rights and obligations under the transaction documents. This document cannot be reproduced except in full, without prior written approval of the Company. Any unauthorized alteration, forgery or falsification of the content or appearance of this document is unlawful and offenders may be prosecuted to the fullest extent of the law. Unless otherwise stated the results shown in this test report refer only to the sample(s) tested and such sample(s) are retained for 30 days only.
Attention: To check the authenticity of testing/inspection report & certificate, please contact us at telephone: (86-755) 8307 1443, or email: CN.Doccheck@sgs.com

South of No. 6 Plant, No. 1, Runsheng Road, Suzhou Industrial Park, Suzhou Area, China (Jiangsu) Pilot Free Trade Zone 215000
 中国·苏州·中国(江苏)自由贸易试验区苏州片区苏州工业园区润胜路1号的6号厂房南楼 邮编: 215000

t (86-512) 62992980 www.sgs.com.cn
 t (86-512) 62992980 sgs.china@sgs.com

2.3 General Description of EUT

EUT Description:	5G Sub-6 GHz M.2 Module			
Model No.:	RM520N-GL			
Trade Mark:	Quectel			
Hardware Version:	R1.0			
Software Version:	RM520NGLAAR03A01M4G			
Power Supply:	DC 3.7V			
Antenna Type:	External Antenna PIFA Antenna			
Antenna Gain:	WCDMA Band II:	0.25dBi	WCDMA Band IV:	1.47dBi
	WCDMA Band V:	2.68dBi		
	LTE Band 2:	0.25dBi(Ant0)	LTE Band 4:	1.47dBi(Ant0)
	LTE Band 5:	2.68dBi(Ant0)	LTE Band 7:	0.55dBi(Ant0)
	LTE Band 12:	-0.2dBi(Ant0)	LTE Band 13:	1.54dBi(Ant0)
	LTE Band 14:	2.42dBi(Ant0)	LTE Band 17:	-0.2dBi(Ant0)
	LTE Band 25:	0.25dBi(Ant0)	LTE Band 26:	2.87dBi(Ant0)
	LTE Band 30:	-3dBi(Ant0)	LTE Band 38:	2.4dBi(Ant0)
	LTE Band 41:	2.4dBi(Ant0)	LTE Band 42:	1dBi(Ant2)
	LTE Band 43:	1dBi(Ant2)	LTE Band 66:	1.47dBi(Ant0)
	LTE Band 71:	1.22dBi(Ant0)	LTE CA_2C:	0.25dBi(Ant0)
	LTE CA_5B:	2.68dBi(Ant0)	LTE CA_7C:	0.55dBi(Ant0)
	LTE CA_38C:	2.4dBi(Ant0)	LTE CA_41C:	2.4dBi(Ant0)
	LTE CA_42C:	1dBi(Ant2)	LTE CA_43C:	1dBi(Ant2)
	LTE CA_66B:	1.47dBi(Ant0)	LTE CA_66C:	1.47dBi(Ant0)
	LTE Band 48:	1dBi(Ant2)	LTE CA_48C:	1dBi(Ant2)
	NR Band n2:	0.25dBi (Ant0)	NR Band n5:	2.68dBi (Ant0)
	NR Band n7:	0.55dBi (Ant0)	NR Band n12:	-0.2dBi (Ant0)
	NR Band n13:	1.54dBi (Ant0)	NR Band n14:	2.42dBi (Ant0)
	NR Band n25:	0.25dBi (Ant0)	NR Band n26:	2.87dBi (Ant0)
NR Band n30:	-3dBi (Ant0)	NR Band n38 MIMO:	2.4dBi (Ant0); 2.4dBi (Ant2)	
NR Band n41 MIMO:	2.4dBi (Ant0); 2.4dBi (Ant2)	NR Band n66:	1.47dBi (Ant0)	
NR Band n48 MIMO:	1dBi (Ant0); 1dBi (Ant2)	NR Band n70:	1.3dBi (Ant2)	



Unless otherwise agreed in writing, this document is issued by the Company subject to its General Conditions of Service printed overleaf, available on request or accessible at <http://www.sgs.com/en/Terms-and-Conditions.aspx> and, for electronic format documents, subject to Terms and Conditions for Electronic Documents at <http://www.sgs.com/en/Terms-and-Conditions/Terms-e-Documents.aspx>. Attention is drawn to the limitation of liability, indemnification and jurisdiction issues defined therein. Any holder of this document is advised that information contained hereon reflects the Company's findings at the time of its intervention only and within the limits of Client's instructions, if any. The Company's sole responsibility is to its Client and this document does not exonerate parties to a transaction from exercising all their rights and obligations under the transaction documents. This document cannot be reproduced except in full, without prior written approval of the Company. Any unauthorized alteration, forgery or falsification of the content or appearance of this document is unlawful and offenders may be prosecuted to the fullest extent of the law. Unless otherwise stated the results shown in this test report refer only to the sample(s) tested and such sample(s) are retained for 30 days only.

Attention: To check the authenticity of testing/inspection report & certificate, please contact us at telephone: (86-755) 8307 1443, or email: CN.Doccheck@sgs.com

South of No. 6 Plant, No. 1, Runsheng Road, Suzhou Industrial Park, Suzhou Area, China (Jiangsu) Pilot Free Trade Zone 215000 t (86-512) 62992980 www.sgsgroup.com.cn
 中国·苏州·中国(江苏)自由贸易试验区苏州片区苏州工业园区润胜路1号的6号厂房南楼 邮编: 215000 t (86-512) 62992980 sgs.china@sgs.com

NR Band n71:	1.22dBi (Ant0)	NR Band n77	1dBi (Ant0);
		MIMO:	1dBi (Ant2)
NR Band n78	1dBi (Ant0);		
MIMO:	1dBi (Ant2)		
<p>CA:</p> <p>UL CA_2C; UL CA_5B; UL CA_7C; UL CA_38C; UL CA_41C; UL CA_43C;</p> <p>UL CA_66C; UL CA_66B; UL CA_48C; UL CA_42C;</p> <p>UL CA_2A-4A; UL CA_2A-5A; UL CA_2A-7A; UL CA_2A-12A; UL CA_2A-13A;</p> <p>UL CA_2A-30A; UL CA_2A-66A;</p> <p>UL CA_4A-5A; UL CA_4A-7A; UL CA_4A-12A; UL CA_4A-13A;</p> <p>UL CA_4A-30A;</p> <p>UL CA_5A-7A; UL CA_5A-30A; UL CA_5A-66A;</p> <p>UL CA_12A-30A; UL CA_12A-66A; UL CA_13A-66A; UL CA_14A-30A;</p> <p>ENDC:</p> <p>DC_13A_n66A;DC_5A_n2A;DC_14A_n2A;DC_30A_n2A;DC_2A_n5A;</p> <p>DC_30A_n5A;DC_66A_n5A;DC_2A_n12A;DC_66A_n12A;DC_2A_n66A;</p> <p>DC_5A_n66A;DC_12A_n66A;DC_14A_n66A;DC_30A_n66A;DC_12A_n2A;</p> <p>DC_66A_n2A;DC_71A_n2A;DC_12A_n41A;DC_71A_n66A;DC_2A_n71A</p> <p>DC_66A_n71A;DC_66A_n25A;DC_25A_n41A;DC_12A_n78A;DC_13A_n78A</p> <p>DC_25A_n78A;DC_12A_n77A;DC_13A_n77A;DC_14A_n77A;DC_26A_n78A</p> <p>DC_2A_n78A;DC_26A_n41A;DC_2A_n41A;DC_7A_n5A;DC_38A_n78A</p> <p>DC_7A_n71A;DC_41A_n78A;DC_5A_n7A;DC_12A_n7A;DC_66A_n7A</p> <p>DC_13A_n2A;DC_48A_n5A;DC_48A_n66A;DC_7A_n66A;DC_2A_n48A</p> <p>DC_5A_n48A;DC_13A_n48A;DC_66A_n48A;DC_4A_n78A;DC_20A_n77A</p> <p>DC_5A_n78A;DC_4A_n41A;DC_66A_n38A;DC_2A_n38A;DC_12A_n38A</p> <p>DC_4A_n38A;DC_5A_n38A;DC_66A_n78A;DC_12A_n25A;DC_25A_n77A</p> <p>DC_2A_n77A;DC_71A_n78A;DC_71A_n38A;DC_13A_n7A;DC_5A_n41A</p> <p>DC_66A_n41A;DC_2A_n7A;DC_7A_n2A;DC_5A_n40A;DC_30A_n77A</p> <p>DC_41A_n77A;DC_7A_n78A;DC_48A_n25A;DC_66A_n28A;DC_71A_n41A</p> <p>DC_28A_n66A;DC_30A_n12A;DC_2A_n14A;DC_30A_n14A;DC_66A_n14A</p> <p>DC_2A_n30A;DC_5A_n30A;DC_12A_n30A;DC_14A_n30A;DC_66A_n30A</p> <p>DC_71A_n7A;DC_7A_n12A;DC_5A_n77A;DC_66A_n77A;DC_71A_n77A</p> <p>DC_4A_n2A;DC_7A_n25A;DC_71A_n25A;DC_5A_n25A;DC_26A_n25A</p>			



Unless otherwise agreed in writing, this document is issued by the Company subject to its General Conditions of Service printed overleaf, available on request or accessible at <http://www.sgs.com/en/Terms-and-Conditions.aspx> and, for electronic format documents, subject to Terms and Conditions for Electronic Documents at <http://www.sgs.com/en/Terms-and-Conditions/Terms-e-Documents.aspx>. Attention is drawn to the limitation of liability, indemnification and jurisdiction issues defined therein. Any holder of this document is advised that information contained hereon reflects the Company's findings at the time of its intervention only and within the limits of Client's instructions, if any. The Company's sole responsibility is to its Client and this document does not exonerate parties to a transaction from exercising all their rights and obligations under the transaction documents. This document cannot be reproduced except in full, without prior written approval of the Company. Any unauthorized alteration, forgery or falsification of the content or appearance of this document is unlawful and offenders may be prosecuted to the fullest extent of the law. Unless otherwise stated the results shown in this test report refer only to the sample(s) tested and such sample(s) are retained for 30 days only.

Attention: To check the authenticity of testing/inspection report & certificate, please contact us at telephone: (86-755) 8307 1443, or email: CN.Doccheck@sgs.com

South of No. 6 Plant, No. 1, Runsheng Road, Suzhou Industrial Park, Suzhou Area, China (Jiangsu) Pilot Free Trade Zone 215000 t (86-512) 62992980 www.sgs.com.cn
 中国·苏州·中国(江苏)自由贸易试验区苏州片区苏州工业园区润胜路1号的6号厂房南楼 邮编: 215000 t (86-512) 62992980 sgs.china@sgs.com

Report No.: SEWM2312000514RG03

Rev.: 01

Page: 7 of 12

	<p>DC_4A_n7A;DC_13A_n25A;DC_7A_n77A;DC_48A_n71A;DC_48A_n12A</p> <p>NR UL CA:</p> <p>n25A-n41A;n41A-n66A;n41A-n71A;n7A-n78A;n5A-n78A</p> <p>n66A-n78A;n7A-n77A;n2A-n77A;n5A-n77A;n66A-n77A</p> <p>n30A-n77A;n48A-n66A;n2A-n48A;n5A-n48A;n48A-n70A</p> <p>n48A-n71A;n71A-n77A;n71A-n78A;n25A-n78A;n38A-n66A</p> <p>n25A-n48A;n25A-n77A;n25A-n38A;n13A-n77A; n2A-n41A</p>
	<p>Note:</p> <p>The antenna gain are derived from the gain information report provided by the manufacturer.</p>

Remark:

As above information is provided and confirmed by the applicant. SGS is not liable to the accuracy, suitability, reliability or/and integrity of the information.

Directional Gain Calculations

- a) Basic methodology with NANT transmit antennas, each with the same directional gain GANT dBi, being driven by NANT transmitter outputs of equal power. Directional gain is to be computed as follows
- (ii) all transmit signals are completely uncorrelated with each other, Directional gain = GANT

Band	ANT Gain0 (dBi)	ANT Gain2 (dBi)	Directional gain (dBi)
NR Band n38:	2.4	2.4	2.4
NR Band n41:	2.4	2.4	2.4
NR Band n48:	1	1	1
NR Band n77:	1	1	1
NR Band n78:	1	1	1



Unless otherwise agreed in writing, this document is issued by the Company subject to its General Conditions of Service printed overleaf, available on request or accessible at <http://www.sgs.com/en/Terms-and-Conditions.aspx> and, for electronic format documents, subject to Terms and Conditions for Electronic Documents at <http://www.sgs.com/en/Terms-and-Conditions/Terms-e-Documents.aspx>. Attention is drawn to the limitation of liability, indemnification and jurisdiction issues defined therein. Any holder of this document is advised that information contained hereon reflects the Company's findings at the time of its intervention only and within the limits of Client's instructions, if any. The Company's sole responsibility is to its Client and this document does not exonerate parties to a transaction from exercising all their rights and obligations under the transaction documents. This document cannot be reproduced except in full, without prior written approval of the Company. Any unauthorized alteration, forgery or falsification of the content or appearance of this document is unlawful and offenders may be prosecuted to the fullest extent of the law. Unless otherwise stated the results shown in this test report refer only to the sample(s) tested and such sample(s) are retained for 30 days only.

Attention: To check the authenticity of testing/inspection report & certificate, please contact us at telephone: (86-755) 8307 1443, or email: CN.Doccheck@sgs.com

South of No. 6 Plant, No. 1, Runsheng Road, Suzhou Industrial Park, Suzhou Area, China (Jiangsu) Pilot Free Trade Zone 215000 t (86-512) 62992980 www.sgs.com.cn
 中国·苏州·中国(江苏)自由贸易试验区苏州片区苏州工业园区润胜路1号的6号厂房南楼 邮编: 215000 t (86-512) 62992980 sgs.china@sgs.com

3 RF Exposure Evaluation

3.1 RF Exposure Compliance Requirement

3.1.1 Limits

Frequency range (MHz)	Electric field strength (V/m)	Magnetic field strength (A/m)	Power density (mW/cm ²)	Averaging time (minutes)
(A) Limits for Occupational/Controlled Exposures				
0.3-3.0	614	1.63	*(100)	6
3.0-30	1842/f	4.89/f	*(900/f ²)	6
30-300	61.4	0.163	1.0	6
300-1500	/	/	f/300	6
1500-100,000	/	/	5	6
(B) Limits for General Population/Uncontrolled Exposure				
0.3-1.34	614	1.63	*(100)	30
1.34-30	824/f	2.19/f	*(180/f ²)	30
30-300	27.5	0.073	0.2	30
300-1500	/	/	f/1500	30
1500-100,000	/	/	1.0	30

F=frequency in MHz
 *=Plane-wave equivalent power density
 RF exposure compliance will need to be determined with respect to 1.1307(c) and (d) of the FCC rules. The emissions should be within the limits at 300kHz in Table 1 of 1.1310(use the 300kHz limits for 150kHz:614V/m,1.63A/m).

Friis Formula

Friis transmission formula: $P_d = (P_{out} * G) / (4 * \pi * R^2)$

Where

P_d = power density in mW/cm²

P_{out} = output power to antenna in mW

G = gain of antenna in linear scale

π = 3.1416

R = distance between observation point and center of the radiator in cm

P_d is the limit of MPE, 1 mW/cm². If we know the maximum gain of the antenna and the total power input to the antenna, through the calculation, we will know the distance r where the MPE limit is reached.



Unless otherwise agreed in writing, this document is issued by the Company subject to its General Conditions of Service printed overleaf, available on request or accessible at <http://www.sgs.com/en/Terms-and-Conditions.aspx> and, for electronic format documents, subject to Terms and Conditions for Electronic Documents at <http://www.sgs.com/en/Terms-and-Conditions/Terms-e-Documents.aspx>. Attention is drawn to the limitation of liability, indemnification and jurisdiction issues defined therein. Any holder of this document is advised that information contained hereon reflects the Company's findings at the time of its intervention only and within the limits of Client's instructions, if any. The Company's sole responsibility is to its Client and this document does not exonerate parties to a transaction from exercising all their rights and obligations under the transaction documents. This document cannot be reproduced except in full, without prior written approval of the Company. Any unauthorized alteration, forgery or falsification of the content or appearance of this document is unlawful and offenders may be prosecuted to the fullest extent of the law. Unless otherwise stated the results shown in this test report refer only to the sample(s) tested and such sample(s) are retained for 30 days only.
Attention: To check the authenticity of testing/inspection report & certificate, please contact us at telephone: (86-755) 8307 1443, or email: CN.Doccheck@sgs.com

South of No. 6 Plant, No. 1, Runsheng Road, Suzhou Industrial Park, Suzhou Area, China (Jiangsu) Pilot Free Trade Zone 215000
 中国·苏州·中国(江苏)自由贸易试验区苏州片区苏州工业园区润胜路1号的6号厂房南楼 邮编: 215000

t (86-512) 62992980 www.sgs.com.cn
 t (86-512) 62992980 sgs.china@sgs.com

3.1.2 Test Procedure

Software provided by client enabled the EUT to transmit data at lowest, middle and highest channel individually

3.1.3 EUT RF Exposure Evaluation

Output Power Into Antenna & RF Exposure Evaluation Distance:
 This confirmed that the device comply with MPE limit.

Operating Band	Frequency (MHz)	Antenna Gain (dBi)	Max Conducted Power (dBm)	EIRP(ERP) (dBm)	EIRP(ERP) Limit (dBm)	Power Density at R = 20 cm (mW/cm2)	Limit (mW/cm2)	Gain according to EIRP(ERP) (dBi)	Gain according to Pd (dBi)	Max Gain Allowed (dBi)	conclusion
WCDMA Band II	1852.4	0.25	25.00	25.25	33.00	0.0666	1.0000	8.00	12.01	8.00	Pass
WCDMA Band IV	1712.4	1.47	25.00	26.47	30.00	0.0883	1.0000	5.00	12.01	5.00	Pass
WCDMA Band V	826.4	2.68	25.00	25.53	38.45	0.1166	0.5509	15.60	9.42	9.42	Pass
LTE Band 2/LTE CA_2C	1850.7	0.25	25.00	25.25	33.00	0.0666	1.0000	8.00	12.01	8.00	Pass
LTE Band 4	1710.7	1.47	25.00	26.47	30.00	0.0883	1.0000	5.00	12.01	5.00	Pass
LTE Band 5/LTE CA_5B	824.7	2.68	25.00	25.53	38.45	0.1166	0.5498	15.60	9.41	9.41	Pass
LTE Band 7/LTE CA_7C	2502.5	0.55	25.00	25.55	33.00	0.0714	1.0000	8.00	12.01	8.00	Pass
LTE Band 12	699.7	-0.20	25.00	22.65	34.77	0.0601	0.4665	11.92	8.70	8.70	Pass
LTE Band 13	779.5	1.54	25.00	24.39	34.77	0.0897	0.5197	11.92	9.16	9.16	Pass
LTE Band 14	790.5	2.42	25.00	25.27	34.77	0.1098	0.5270	11.92	9.23	9.23	Pass
LTE Band 17	706.5	-0.20	25.00	22.65	34.77	0.0601	0.4710	11.92	8.74	8.74	Pass
LTE Band 25	1850.7	0.25	25.00	25.25	33.00	0.0666	1.0000	8.00	12.01	8.00	Pass
LTE Band 26(814-824)	814.7	2.87	25.00	NA	NA	0.1218	0.5431	NA	9.36	9.36	Pass
LTE Band 26(824-849)	824.7	2.87	25.00	25.72	38.45	0.1218	0.5498	15.60	9.41	9.41	Pass
LTE Band 30	2307.5	-3.00	23.00	20.00	23.98	0.0199	1.0000	0.98	14.01	0.98	Pass
LTE Band 38/LTE CA_38C	2572.5	2.40	25.00	27.40	33.00	0.1093	1.0000	8.00	12.01	8.00	Pass
LTE Band 41/LTE CA_41C	2498.5	2.40	27.00	29.40	33.00	0.1733	1.0000	6.00	10.01	6.00	Pass
LTE Band 42(3450-3550) /LTE CA_42C	3452.5	1.00	22.00	23.00	30.00	0.0397	1.0000	8.00	15.01	8.00	Pass
LTE Band 43(3700-3800)/LTE CA_43C	3702.5	1.00	22.00	23.00	30.00	0.0397	1.0000	8.00	15.01	8.00	Pass
LTE Band 48/LTE CA_48C	3552.5	1.00	22.00	23.00	23.00	0.0397	1.0000	1.00	15.01	1.00	Pass
LTE Band 66/LTE CA_66B/LTE CA_66C	1710.7	1.47	25.00	26.47	30.00	0.0883	1.0000	5.00	12.01	5.00	Pass
LTE Band 71	665.5	1.22	25.00	24.07	34.77	0.0833	0.4437	11.92	8.48	8.48	Pass



Unless otherwise agreed in writing, this document is issued by the Company subject to its General Conditions of Service printed overleaf, available on request or accessible at <http://www.sgs.com/en/Terms-and-Conditions.aspx> and, for electronic format documents, subject to Terms and Conditions for Electronic Documents at <http://www.sgs.com/en/Terms-and-Conditions/Terms-e-Documents.aspx>. Attention is drawn to the limitation of liability, indemnification and jurisdiction issues defined therein. Any holder of this document is advised that information contained hereon reflects the Company's findings at the time of its intervention only and within the limits of Client's instructions, if any. The Company's sole responsibility is to its Client and this document does not exonerate parties to a transaction from exercising all their rights and obligations under the transaction documents. This document cannot be reproduced except in full, without prior written approval of the Company. Any unauthorized alteration, forgery or falsification of the content or appearance of this document is unlawful and offenders may be prosecuted to the fullest extent of the law. Unless otherwise stated the results shown in this test report refer only to the sample(s) tested and such sample(s) are retained for 30 days only.
Attention: To check the authenticity of testing/inspection report & certificate, please contact us at telephone: (86-755) 8307 1443, or email: CN.Doccheck@sgs.com

South of No. 6 Plant, No. 1, Runsheng Road, Suzhou Industrial Park, Suzhou Area, China (Jiangsu) Pilot Free Trade Zone 215000 t (86-512) 62992980 www.sgsgroup.com.cn
 中国·苏州·中国(江苏)自由贸易试验区苏州片区苏州工业园区润胜路1号的6号厂房南楼 邮编: 215000 t (86-512) 62992980 sgs.china@sgs.com

Operating Band	Frequency (MHz)	Antenna Gain (dBi)	MIMO Directional gain	Max Conducted Power (dBm)	EIRP(ERP) (dBm)	EIRP(ERP) Limit (dBm)	Power Density at R = 20 cm (mW/cm ²)	Limit (mW/cm ²)	Gain according to EIRP(ERP) (dBi)	Gain according to Pd (dBi)	Max Gain Allowed (dBi)	conclusion
NR Band n2	1852.5	0.25	NA	25.00	25.25	33.00	0.0666	1.0000	8.00	12.01	8.00	Pass
NR Band n5	826.5	2.68	NA	25.00	25.53	38.45	0.1166	0.5510	15.60	9.42	9.42	Pass
NR Band n7	2502.5	0.55	NA	25.00	25.55	33.00	0.0714	1.0000	8.00	12.01	8.00	Pass
NR Band n12	701.5	-0.20	NA	25.00	22.65	34.77	0.0601	0.4677	11.92	8.71	8.71	Pass
NR Band n13	779.5	1.54	NA	25.00	24.39	34.77	0.0897	0.5197	11.92	9.16	9.16	Pass
NR Band n14	790.5	2.42	NA	25.00	25.27	34.77	0.1098	0.5270	11.92	9.23	9.23	Pass
NR Band n25	1852.5	0.25	NA	25.00	25.25	33.00	0.0666	1.0000	8.00	12.01	8.00	Pass
NR Band n26(814-824)	816.5	2.87	NA	25.00	NA	NA	0.1218	0.5443	NA	9.37	9.37	Pass
NR Band n26(824-849)	826.5	2.87	NA	25.00	25.72	38.45	0.1218	0.5510	15.60	9.42	9.42	Pass
NR Band n30	2307.5	-3.00	NA	23.00	20.00	23.98	0.0199	1.0000	0.98	14.01	0.98	Pass
NR Band n38	2575.0	2.40	NA	25.00	27.40	33.00	0.1093	1.0000	8.00	12.01	8.00	Pass
NR Band n38(MIMO)	2575.0	2.40	2.40	25.00	27.40	33.00	0.1093	1.0000	8.00	12.01	8.00	Pass
NR Band n41	2506.0	2.40	NA	27.50	29.90	33.00	0.1944	1.0000	5.50	9.51	5.50	Pass
NR Band n41(MIMO)	2506.0	2.40	2.40	27.50	29.90	33.00	0.1944	1.0000	5.50	9.51	5.50	Pass
NR Band n48	3555.0	1.00	NA	22.00	23.00	23.00	0.0397	1.0000	1.00	15.01	1.00	Pass
NR Band n48(MIMO)	3555.0	1.00	1.00	22.00	23.00	23.00	0.0397	1.0000	1.00	15.01	1.00	Pass
NR Band n66	1712.5	1.47	NA	25.00	26.47	30.00	0.0883	1.0000	5.00	12.01	5.00	Pass
NR Band n70	1697.5	1.30	NA	24.00	25.30	30.00	0.0674	1.0000	6.00	13.01	6.00	Pass
NR Band n71	665.5	1.22	NA	25.00	24.07	34.77	0.0833	0.4437	11.92	8.48	8.48	Pass
NR Band n77 (3450-3550)	3455.0	1.00	NA	27.50	28.50	30.00	0.1408	1.0000	2.50	9.51	2.50	Pass
NR Band n77 (3450-3550)(MIMO)	3455.0	1.00	1.00	27.50	28.50	30.00	0.1408	1.0000	2.50	9.51	2.50	Pass
NR Band n77 (3700-3980)	3707.5	1.00	NA	27.50	28.50	30.00	0.1408	1.0000	2.50	9.51	2.50	Pass
NR Band n77 (3700-3980)(MIMO)	3707.5	1.00	1.00	27.50	28.50	30.00	0.1408	1.0000	2.50	9.51	2.50	Pass
NR Band n78 (3450-3550)	3455.0	1.00	NA	27.50	28.50	30.00	0.1408	1.0000	2.50	9.51	2.50	Pass
NR Band n78 (3450-3550)(MIMO)	3455.0	1.00	1.00	27.50	28.50	30.00	0.1408	1.0000	2.50	9.51	2.50	Pass
NR Band n78 (3700-3800)	3705.0	1.00	NA	27.50	28.50	30.00	0.1408	1.0000	2.50	9.51	2.50	Pass
NR Band n78 (3700-3800)(MIMO)	3705.0	1.00	1.00	27.50	28.50	30.00	0.1408	1.0000	2.50	9.51	2.50	Pass
Bluetooth	2402.0	5.00	NA	23.00	28.00	NA	0.1255	1.0000	NA	NA	NA	NA
WLAN2.4GHz	2412.0	5.00	NA	23.00	28.00	NA	0.1255	1.0000	NA	NA	NA	NA
WLAN5GHz	5180.0	5.00	NA	23.00	28.00	NA	0.1255	1.0000	NA	NA	NA	NA

Note:

1. This MPE analysis is applicable to any collocated transmitters with transmit power for WLAN is less than or equal to 28dBm and for Bluetooth is less than or equal to 28dBm.
2. A maximum antenna gain of 5dBi for WLAN/BT has been assumed for all collocated antennas.



Unless otherwise agreed in writing, this document is issued by the Company subject to its General Conditions of Service printed overleaf, available on request or accessible at <http://www.sgs.com/en/Terms-and-Conditions.aspx> and, for electronic format documents, subject to Terms and Conditions for Electronic Documents at <http://www.sgs.com/en/Terms-and-Conditions/Terms-e-Documents.aspx>. Attention is drawn to the limitation of liability, indemnification and jurisdiction issues defined therein. Any holder of this document is advised that information contained hereon reflects the Company's findings at the time of its intervention only and within the limits of Client's instructions, if any. The Company's sole responsibility is to its Client and this document does not exonerate parties to a transaction from exercising all their rights and obligations under the transaction documents. This document cannot be reproduced except in full, without prior written approval of the Company. Any unauthorized alteration, forgery or falsification of the content or appearance of this document is unlawful and offenders may be prosecuted to the fullest extent of the law. Unless otherwise stated the results shown in this test report refer only to the sample(s) tested and such sample(s) are retained for 30 days only.

Attention: To check the authenticity of testing/inspection report & certificate, please contact us at telephone: (86-755) 8307 1443, or email: CN.Doccheck@sgs.com

South of No. 6 Plant, No. 1, Runsheng Road, Suzhou Industrial Park, Suzhou Area, China (Jiangsu) Pilot Free Trade Zone 215000 t (86-512) 62992980 www.sgs.com.cn
 中国·苏州·中国(江苏)自由贸易试验区苏州片区苏州工业园区润胜路1号的6号厂房南楼 邮编: 215000 t (86-512) 62992980 sgs.china@sgs.com

Report No.: SEWM2312000514RG03

Rev.: 01

Page: 11 of 12

Due to the EUT support NR ENDC and CA

Both LTE and NR/LTE band can transmit simultaneously, the formula of the calculated the MPE is:

$$\sum_{i=1}^n \frac{S_{E_i} (duty\ factor)}{MPE_{E_i}} < 1$$

NOTE The corresponding MEs must be expressed in terms of power density in the above summation
Therefore, the worst-case(DC_26A_n41A) situation is 0.2243+0.1944=0.4187, which is less than “1”, this confirmed that the device comply with MPE limit.



Unless otherwise agreed in writing, this document is issued by the Company subject to its General Conditions of Service printed overleaf, available on request or accessible at <http://www.sgs.com/en/Terms-and-Conditions.aspx> and, for electronic format documents, subject to Terms and Conditions for Electronic Documents at <http://www.sgs.com/en/Terms-and-Conditions/Terms-e-Document.aspx>. Attention is drawn to the limitation of liability, indemnification and jurisdiction issues defined therein. Any holder of this document is advised that information contained hereon reflects the Company's findings at the time of its intervention only and within the limits of Client's instructions, if any. The Company's sole responsibility is to its Client and this document does not exonerate parties to a transaction from exercising all their rights and obligations under the transaction documents. This document cannot be reproduced except in full, without prior written approval of the Company. Any unauthorized alteration, forgery or falsification of the content or appearance of this document is unlawful and offenders may be prosecuted to the fullest extent of the law. Unless otherwise stated the results shown in this test report refer only to the sample(s) tested and such sample(s) are retained for 30 days only.
Attention: To check the authenticity of testing/inspection report & certificate, please contact us at telephone: (86-755) 8307 1443, or email: CN.Doccheck@sgs.com

South of No. 6 Plant, No. 1, Runsheng Road, Suzhou Industrial Park, Suzhou Area, China (Jiangsu) Pilot Free Trade Zone 215000
中国·苏州·中国(江苏)自由贸易试验区苏州片区苏州工业园区润胜路1号的6号厂房南楼 邮编: 215000

t (86-512) 62992980 www.sgs.com.cn
t (86-512) 62992980 sgs.china@sgs.com

3.1.4 Exposure calculations for multiple sources

When a number of sources at different frequencies, and/or broadband sources, contribute to the total exposure, it becomes necessary to weigh each contribution relative to the MPE in accordance with the provisions of Table(A) and Table(B). To comply with the MPE, the fraction of the MPE in terms of E2, H2 (or power density) incurred within each frequency interval should be determined and the sum of all such fractions should not exceed unity.

In order to ensure compliance with the MPE for a controlled environment, the sum of the ratios of the power density to the corresponding MPE should not exceed unity. That is

$$\sum_{i=1}^n \frac{S_i}{MPE_i} \leq 1$$

The product also has multiple transmitters The Simultaneous Transmission Possibilities are as below:

Simultaneous Tx Combination	Configuration
1	WWAN + WiFi 2.4G + WiFi 5G + Bluetooth

No.	Mode	Power Density (mW/cm ²)	MPE Limit (mW/cm ²)	Result Ratio	Total Ratio	Limit	Result
1	NR Band n71	0.0833	0.4437	0.1877	0.5642	1.00	Pass
	Bluetooth	0.1255	1.0000	0.1255			
	WiFi 2.4G	0.1255	1.0000	0.1255			
	WiFi 5G	0.1255	1.0000	0.1255			

Note: Considering the WWAN module collocation with the WLAN and Bluetooth transmitter of the EIRP performance listed in the table above, the aggregated (power density /limit) is smaller than 1, and MPE of 3 collocated transmitters is compliant.

---End of Report---



Unless otherwise agreed in writing, this document is issued by the Company subject to its General Conditions of Service printed overleaf, available on request or accessible at <http://www.sgs.com/en/Terms-and-Conditions.aspx> and, for electronic format documents, subject to Terms and Conditions for Electronic Documents at <http://www.sgs.com/en/Terms-and-Conditions/Terms-e-Documents.aspx>. Attention is drawn to the limitation of liability, indemnification and jurisdiction issues defined therein. Any holder of this document is advised that information contained hereon reflects the Company's findings at the time of its intervention only and within the limits of Client's instructions, if any. The Company's sole responsibility is to its Client and this document does not exonerate parties to a transaction from exercising all their rights and obligations under the transaction documents. This document cannot be reproduced except in full, without prior written approval of the Company. Any unauthorized alteration, forgery or falsification of the content or appearance of this document is unlawful and offenders may be prosecuted to the fullest extent of the law. Unless otherwise stated the results shown in this test report refer only to the sample(s) tested and such sample(s) are retained for 30 days only.
 Attention: To check the authenticity of testing/inspection report & certificate, please contact us at telephone: (86-755) 8307 1443, or email: CN.Doccheck@sgs.com

South of No. 6 Plant, No. 1, Runsheng Road, Suzhou Industrial Park, Suzhou Area, China (Jiangsu) Pilot Free Trade Zone 215000 t (86-512) 62992980 www.sgs.com.cn
 中国·苏州·中国(江苏)自由贸易试验区苏州片区苏州工业园区润胜路1号的6号厂房南楼 邮编: 215000 t (86-512) 62992980 sgs.china@sgs.com