

System Check_Head_750MHz

DUT: D750V3 - SN1107

Communication System: CW; Frequency: 750.000 MHz; Duty Cycle: 1:1

Medium: HSL_750_231126 Medium parameters used: $f=750.000$ MHz; $\sigma=0.884$ S/m; $\epsilon_r=41.8$

Ambient Temperature: 23.6°C; Liquid Temperature: 22.6°C

DASY6 Configuration:

- Probe: EX3DV4 - SN7793; ConvF(9.21, 8.99, 9.25); Calibrated: 2023-03-08
- Sensor-Surface: 1.4 mm
- Electronics: DAE4 Sn376; Calibrated: 2023-09-14
- Phantom: ELI V8.0-I; Serial: 2196; Section: Flat
- Measurement Software: 16.2.4.2524
- UID: CW

Pin=17.0dBm/Area Scan (40.0 mm x 90.0 mm): Measurement Grid: 10.0 mm x 15.0 mm

SAR (1g) = 0.392 W/kg; SAR (10g) = 0.262 W/kg;

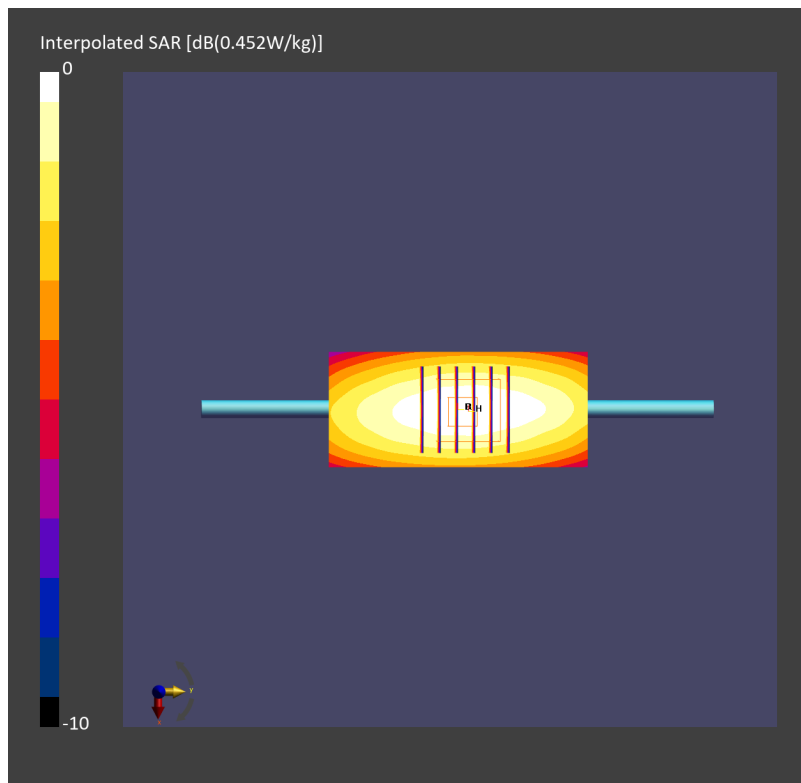
Pin=17.0dBm/Zoom Scan (30.0 mm x 30.0 mm x 30.0 mm): Measurement Grid: 6.0 mm x 6.0 mm x 1.5 mm

Power Drift = 0.00 dB

SAR (1g) = 0.392 W/kg; SAR (8g) = 0.274 W/kg; SAR (10g) = 0.260 W/kg

Smallest distance from peaks to all points 3 dB below = > 15.0 mm

Ratio of SAR at M2 to SAR at M1 = 87.6 %



System Check_Head_750MHz

DUT: D750V3 - SN1107

Communication System: CW; Frequency: 750.000 MHz; Duty Cycle: 1:1

Medium: HSL_750_231129 Medium parameters used: $f=750.000$ MHz; $\sigma=0.893$ S/m; $\epsilon_r=43$

Ambient Temperature: 23.5°C; Liquid Temperature: 22.5°C

DASY6 Configuration:

- Probe: EX3DV4 - SN3728; ConvF(9.54, 9.54, 9.54); Calibrated: 2023-03-22
- Sensor-Surface: 1.4 mm
- Electronics: DAE4 Sn1776; Calibrated: 2023-03-03
- Phantom: ELI V4.0 (20deg probe tilt); Serial: 1227; Section: Flat
- Measurement Software: 16.2.4.2524
- UID: CW

Pin=17.0dBm/Area Scan (40.0 mm x 90.0 mm): Measurement Grid: 10.0 mm x 15.0 mm

SAR (1g) = 0.438 W/kg; SAR (10g) = 0.294 W/kg;

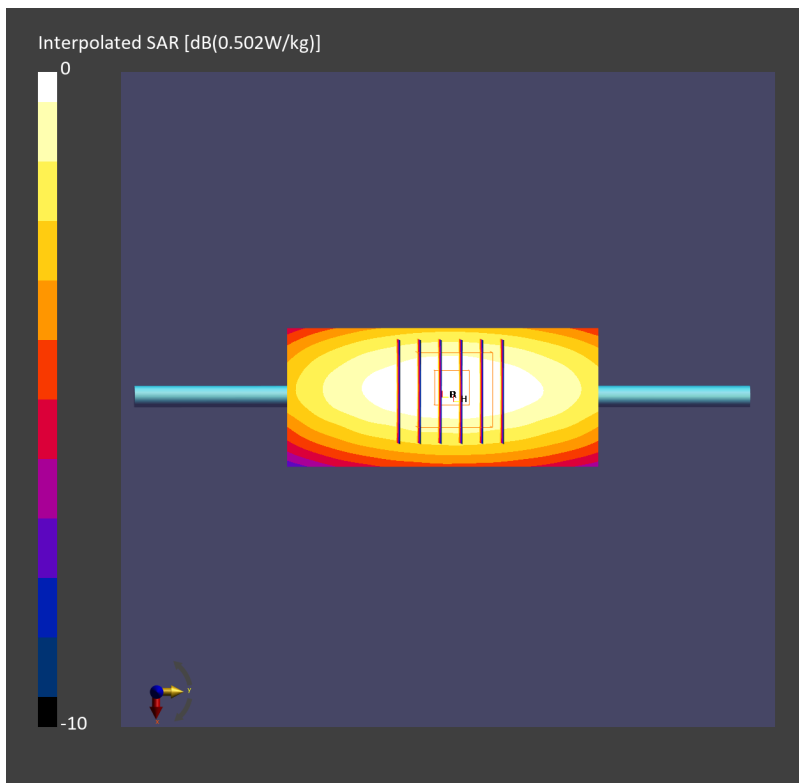
Pin=17.0dBm/Zoom Scan (30.0 mm x 30.0 mm x 30.0 mm): Measurement Grid: 6.0 mm x 6.0 mm x 1.5 mm

Power Drift = 0.01 dB

SAR (1g) = 0.442 W/kg; SAR (8g) = 0.306 W/kg; SAR (10g) = 0.290 W/kg

Smallest distance from peaks to all points 3 dB below = > 15.0 mm

Ratio of SAR at M2 to SAR at M1 = 83.9 %



System Check_Head_750MHz

DUT: D750V3 - SN1107

Communication System: CW; Frequency: 750.000 MHz; Duty Cycle: 1:1

Medium: HSL_750_231206 Medium parameters used: $f=750.000$ MHz; $\sigma=0.896$ S/m; $\epsilon_r=43.1$

Ambient Temperature: 23.4°C; Liquid Temperature: 22.4°C

DASY6 Configuration:

- Probe: EX3DV4 - SN3976; ConvF(10.48, 10.48, 10.48); Calibrated: 2023-02-21
- Sensor-Surface: 1.4 mm
- Electronics: DAE4 Sn656; Calibrated: 2023-01-23
- Phantom: ELI V8.0 (20deg probe tilt); Serial: 2192; Section: Flat
- Measurement Software: 16.2.4.2524
- UID: CW

Pin=17.0dBm/Area Scan (40.0 mm x 90.0 mm): Measurement Grid: 10.0 mm x 15.0 mm

SAR (1g) = 0.398 W/kg; SAR (10g) = 0.267 W/kg;

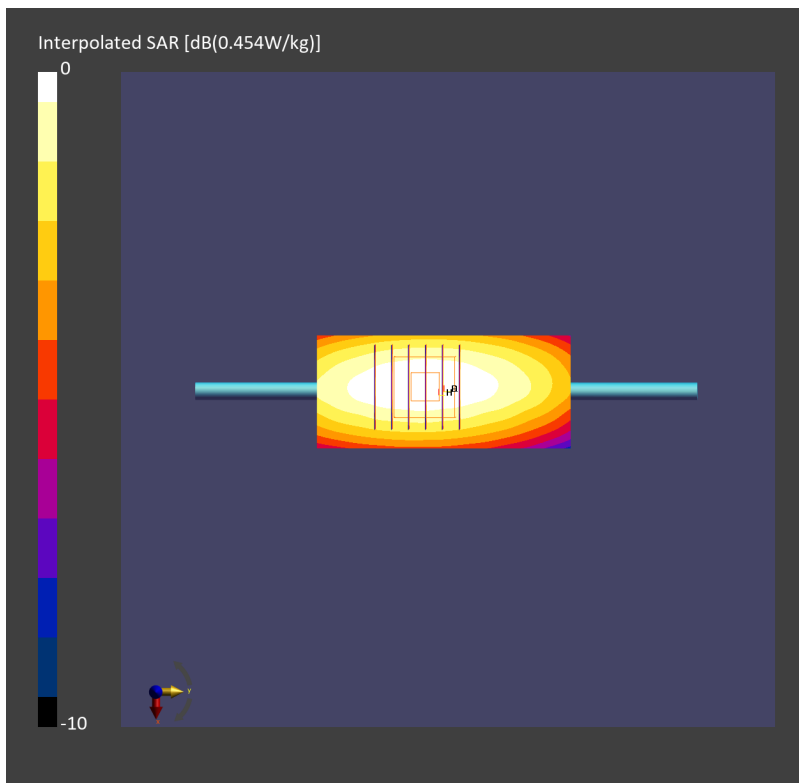
Pin=17.0dBm/Zoom Scan (30.0 mm x 30.0 mm x 30.0 mm): Measurement Grid: 6.0 mm x 6.0 mm x 1.5 mm

Power Drift = 0.02 dB

SAR (1g) = 0.395 W/kg; SAR (8g) = 0.275 W/kg; SAR (10g) = 0.261 W/kg

Smallest distance from peaks to all points 3 dB below = > 15.0 mm

Ratio of SAR at M2 to SAR at M1 = 89.3 %



System Check_Head_750MHz

DUT: D750V3 - SN1107

Communication System: CW; Frequency: 750.000 MHz; Duty Cycle: 1:1

Medium: HSL_750_231212 Medium parameters used: $f=750.000$ MHz; $\sigma=0.884$ S/m; $\epsilon_r=42.7$

Ambient Temperature: 23.2°C; Liquid Temperature: 22.2°C

DASY6 Configuration:

- Probe: EX3DV4 - SN7695; ConvF(9.84, 9.43, 10.43); Calibrated: 2023-05-22
- Sensor-Surface: 1.4 mm
- Electronics: DAE4 Sn1696; Calibrated: 2023-10-23
- Phantom: ELI V8.0 (20deg probe tilt); Serial: 2205; Section: Flat
- Measurement Software: 16.2.4.2524
- UID: CW

Pin=17.0dBm/Area Scan (40.0 mm x 90.0 mm): Measurement Grid: 10.0 mm x 15.0 mm

SAR (1g) = 0.416 W/kg; SAR (10g) = 0.278 W/kg;

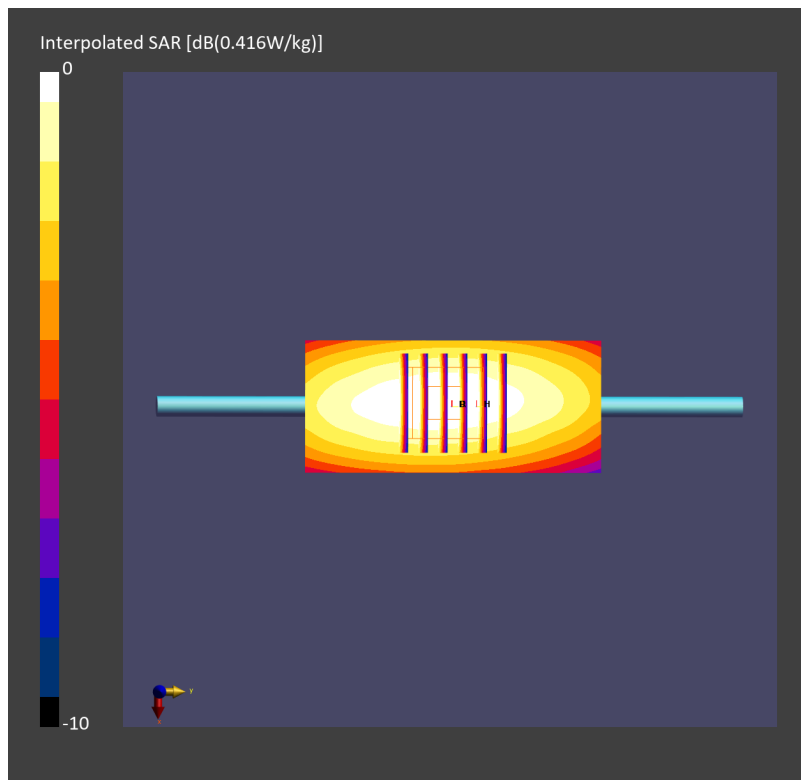
Pin=17.0dBm/Zoom Scan (30.0 mm x 30.0 mm x 30.0 mm): Measurement Grid: 6.0 mm x 6.0 mm x 1.5 mm

Power Drift = 0.02 dB

SAR (1g) = 0.416 W/kg; SAR (8g) = 0.294 W/kg; SAR (10g) = 0.279 W/kg

Smallest distance from peaks to all points 3 dB below = 20.5 mm

Ratio of SAR at M2 to SAR at M1 = 89.6 %



System Check_Head_835MHz

DUT: D835V2 - SN4d167

Communication System: CW; Frequency: 835.000 MHz; Duty Cycle: 1:1

Medium: HSL_850_231123 Medium parameters used: $f=835.000$ MHz; $\sigma=0.928$ S/m; $\epsilon_r=42.4$

Ambient Temperature: 23.5°C; Liquid Temperature: 22.5°C

DASY6 Configuration:

- Probe: EX3DV4 - SN7793; ConvF(9.14, 8.88, 9.24); Calibrated: 2023-03-08
- Sensor-Surface: 1.4 mm
- Electronics: DAE4 Sn376; Calibrated: 2023-09-14
- Phantom: ELI V8.0-I; Serial: 2196; Section: Flat
- Measurement Software: 16.2.4.2524
- UID: CW

Pin=17.0dBm/Area Scan (40.0 mm x 90.0 mm): Measurement Grid: 10.0 mm x 15.0 mm
SAR (1g) = 0.471 W/kg; SAR (10g) = 0.310 W/kg;

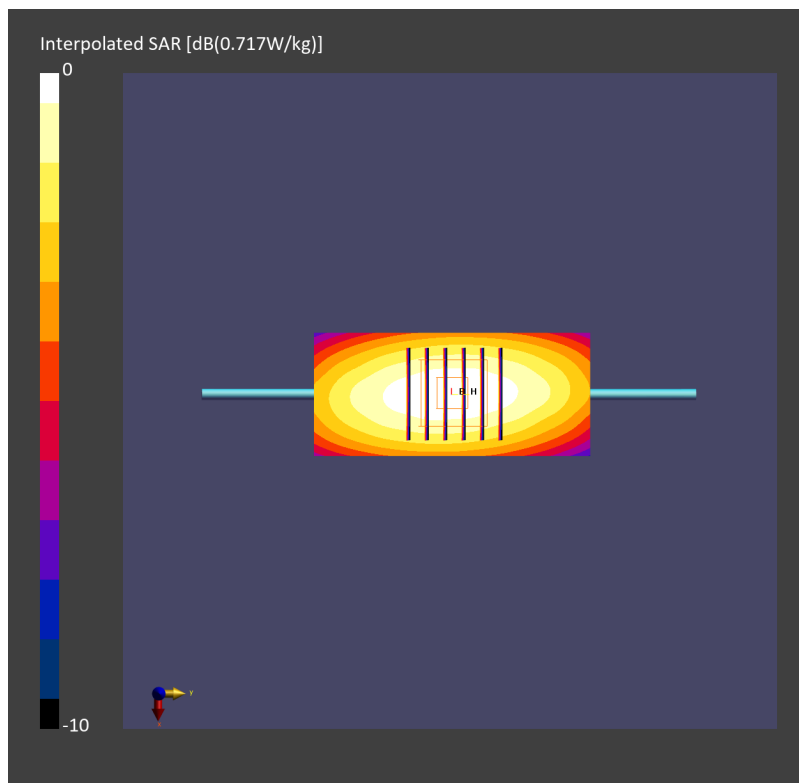
Pin=17.0dBm/Zoom Scan (30.0 mm x 30.0 mm x 30.0 mm): Measurement Grid: 6.0 mm x 6.0 mm x 1.5 mm

Power Drift = 0.02 dB

SAR (1g) = 0.472 W/kg; SAR (8g) = 0.327 W/kg; SAR (10g) = 0.310 W/kg

Smallest distance from peaks to all points 3 dB below = 20.5 mm

Ratio of SAR at M2 to SAR at M1 = 87.1 %



System Check_Head_835MHz

DUT: D835V2-4d060

Communication System: CW; Frequency: 835.000 MHz; Duty Cycle: 1:1

Medium: HSL_850_231126 Medium parameters used: $f=835.000$ MHz; $\sigma=0.917$ S/m; $\epsilon_r=41.5$

Ambient Temperature: 23.6°C; Liquid Temperature: 22.6°C

DASY6 Configuration:

- Probe: EX3DV4 - SN7793; ConvF(9.14, 8.88, 9.24); Calibrated: 2023-03-08
- Sensor-Surface: 1.4 mm
- Electronics: DAE4 Sn376; Calibrated: 2023-09-14
- Phantom: ELI V8.0-I; Serial: 2196; Section: Flat
- Measurement Software: 16.2.4.2524
- UID: CW

Pin=17.0dBm/Area Scan (40.0 mm x 90.0 mm): Measurement Grid: 10.0 mm x 15.0 mm
SAR (1g) = 0.463 W/kg; SAR (10g) = 0.305 W/kg;

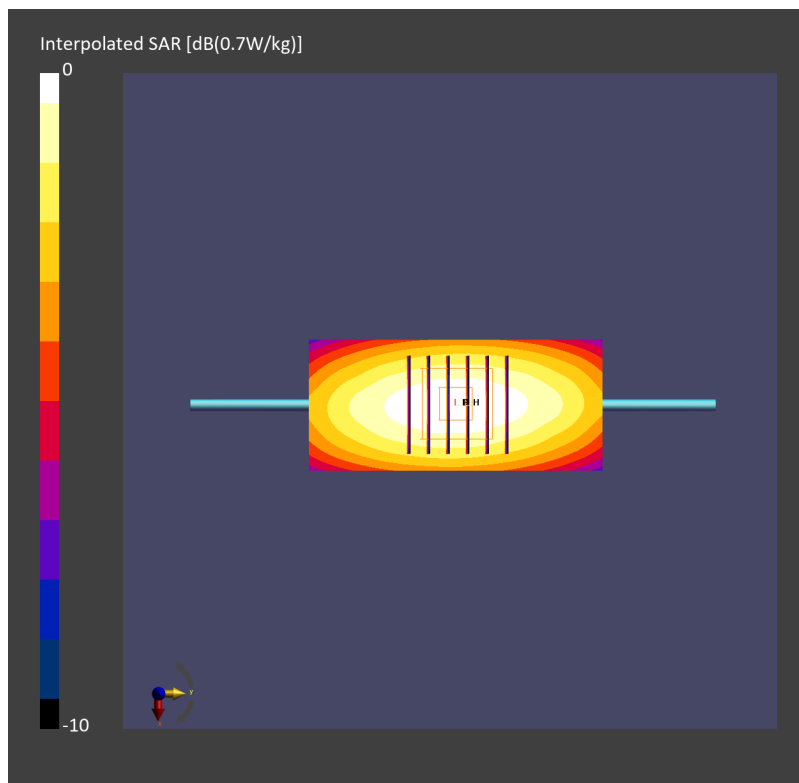
Pin=17.0dBm/Zoom Scan (30.0 mm x 30.0 mm x 30.0 mm): Measurement Grid: 6.0 mm x 6.0 mm x 1.5 mm

Power Drift = 0.00 dB

SAR (1g) = 0.462 W/kg; SAR (8g) = 0.320 W/kg; SAR (10g) = 0.303 W/kg

Smallest distance from peaks to all points 3 dB below = 20.5 mm

Ratio of SAR at M2 to SAR at M1 = 87.4 %



System Check_Head_835MHz

DUT: D835V2-4d060

Communication System: CW; Frequency: 835.000 MHz; Duty Cycle: 1:1

Medium: HSL_850_231206 Medium parameters used: $f=835.000$ MHz; $\sigma=0.930$ S/m; $\epsilon_r=42.8$

Ambient Temperature: 23.4°C; Liquid Temperature: 22.4°C

DASY6 Configuration:

- Probe: EX3DV4 - SN3976; ConvF(10.2, 10.2, 10.2); Calibrated: 2023-02-21
- Sensor-Surface: 1.4 mm
- Electronics: DAE4 Sn656; Calibrated: 2023-01-23
- Phantom: ELI V8.0 (20deg probe tilt); Serial: 2192; Section: Flat
- Measurement Software: 16.2.4.2524
- UID: CW

Pin=17.0dBm/Area Scan (40.0 mm x 90.0 mm): Measurement Grid: 10.0 mm x 15.0 mm

SAR (1g) = 0.459 W/kg; SAR (10g) = 0.303 W/kg;

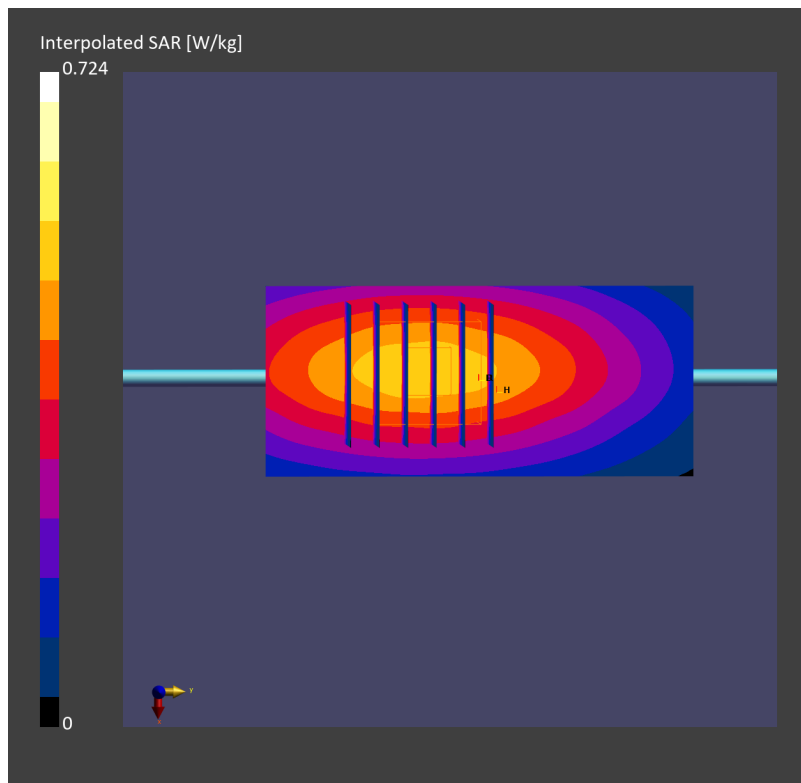
Pin=17.0dBm/Zoom Scan (30.0 mm x 30.0 mm x 30.0 mm): Measurement Grid: 6.0 mm x 6.0 mm x 1.5 mm

Power Drift = 0.04 dB

SAR (1g) = 0.463 W/kg; SAR (8g) = 0.321 W/kg; SAR (10g) = 0.304 W/kg

Smallest distance from peaks to all points 3 dB below = 19.0 mm

Ratio of SAR at M2 to SAR at M1 = 86.6 %



System Check_Head_835MHz

DUT: D835V2 - SN4d167

Communication System: CW; Frequency: 835.000 MHz; Duty Cycle: 1:1

Medium: HSL_850_231211 Medium parameters used: $f=835.000$ MHz; $\sigma=0.925$ S/m; $\epsilon_r=42.6$

Ambient Temperature: 23.7°C; Liquid Temperature: 22.7°C

DASY6 Configuration:

- Probe: EX3DV4 - SN7695; ConvF(9.35, 9.19, 10.14); Calibrated: 2023-05-22
- Sensor-Surface: 1.4 mm
- Electronics: DAE4 Sn1696; Calibrated: 2023-10-23
- Phantom: ELI V8.0 (20deg probe tilt); Serial: 2205; Section: Flat
- Measurement Software: 16.2.4.2524
- UID: CW

Pin=17.0dBm/Area Scan (40.0 mm x 90.0 mm): Measurement Grid: 10.0 mm x 15.0 mm

SAR (1g) = 0.499 W/kg; SAR (10g) = 0.328 W/kg;

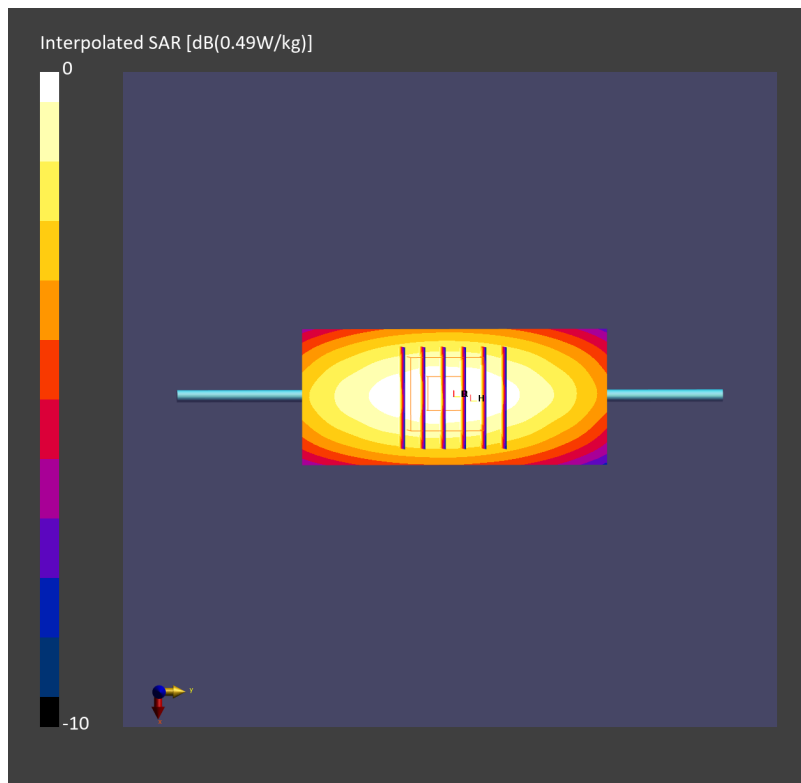
Pin=17.0dBm/Zoom Scan (30.0 mm x 30.0 mm x 30.0 mm): Measurement Grid: 6.0 mm x 6.0 mm x 1.5 mm

Power Drift = 0.01 dB

SAR (1g) = 0.490 W/kg; SAR (8g) = 0.342 W/kg; SAR (10g) = 0.325 W/kg

Smallest distance from peaks to all points 3 dB below = 17.8 mm

Ratio of SAR at M2 to SAR at M1 = 88.9 %



System Check_Head_1750MHz

DUT: D1750V2 - SN1112

Communication System: CW; Frequency: 1750.000 MHz; Duty Cycle: 1:1

Medium: HSL_1750_231124 Medium parameters used: $f=1750.000$ MHz; $\sigma=1.36$ S/m; $\epsilon_r=40.8$

Ambient Temperature: 23.6°C; Liquid Temperature: 22.6°C

DASY6 Configuration:

- Probe: EX3DV4 - SN7793; ConvF(7.86, 7.63, 7.94); Calibrated: 2023-03-08
- Sensor-Surface: 1.4 mm
- Electronics: DAE4 Sn376; Calibrated: 2023-09-14
- Phantom: ELI V8.0-I; Serial: 2196; Section: Flat
- Measurement Software: 16.2.4.2524
- UID: CW

Pin=17.0dBm/Area Scan (40.0 mm x 90.0 mm): Measurement Grid: 10.0 mm x 15.0 mm
SAR (1g) = 1.71 W/kg; SAR (10g) = 0.909 W/kg;

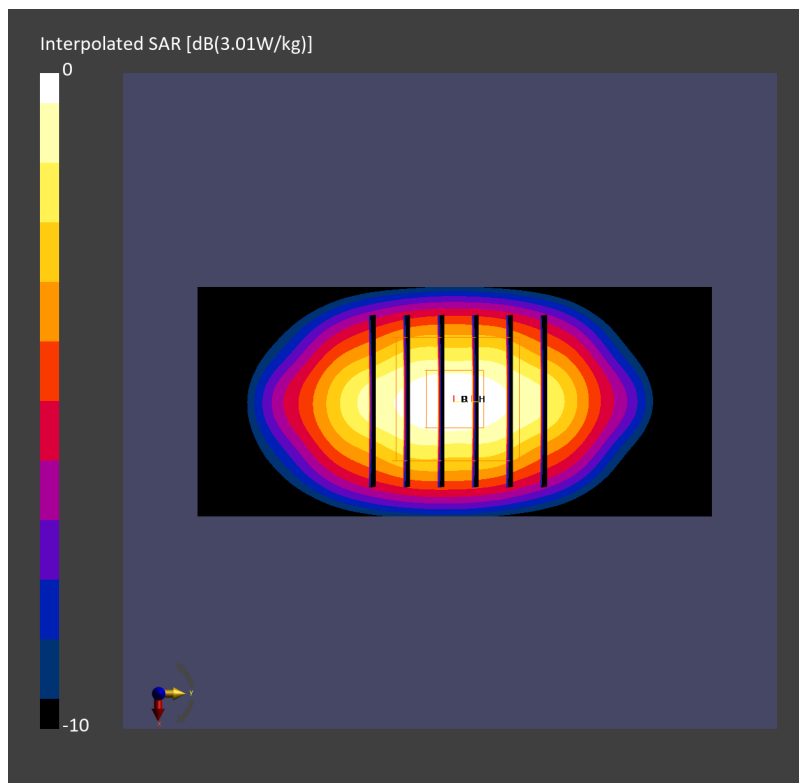
Pin=17.0dBm/Zoom Scan (30.0 mm x 30.0 mm x 30.0 mm): Measurement Grid: 6.0 mm x 6.0 mm x 1.5 mm

Power Drift = 0.00 dB

SAR (1g) = 1.70 W/kg; SAR (8g) = 0.989 W/kg; SAR (10g) = 0.913 W/kg

Smallest distance from peaks to all points 3 dB below = 10.3 mm

Ratio of SAR at M2 to SAR at M1 = 83.8 %



System Check_Head_1750MHz

DUT: D1750V2 - SN1112

Communication System: CW; Frequency: 1750.000 MHz; Duty Cycle: 1:1
Medium: HSL_1750_231125 Medium parameters used: $f=1750.000$ MHz; $\sigma=1.35$ S/m; $\epsilon_r=40.4$
Ambient Temperature: 23.5°C; Liquid Temperature: 22.5°C

DASY6 Configuration:

- Probe: EX3DV4 - SN7793; ConvF(7.86, 7.63, 7.94); Calibrated: 2023-03-08
- Sensor-Surface: 1.4 mm
- Electronics: DAE4 Sn376; Calibrated: 2023-09-14
- Phantom: ELI V8.0-I; Serial: 2196; Section: Flat
- Measurement Software: 16.2.4.2524
- UID: CW

Pin=17.0dBm/Area Scan (40.0 mm x 90.0 mm): Measurement Grid: 10.0 mm x 15.0 mm
SAR (1g) = 1.69 W/kg; SAR (10g) = 0.900 W/kg;

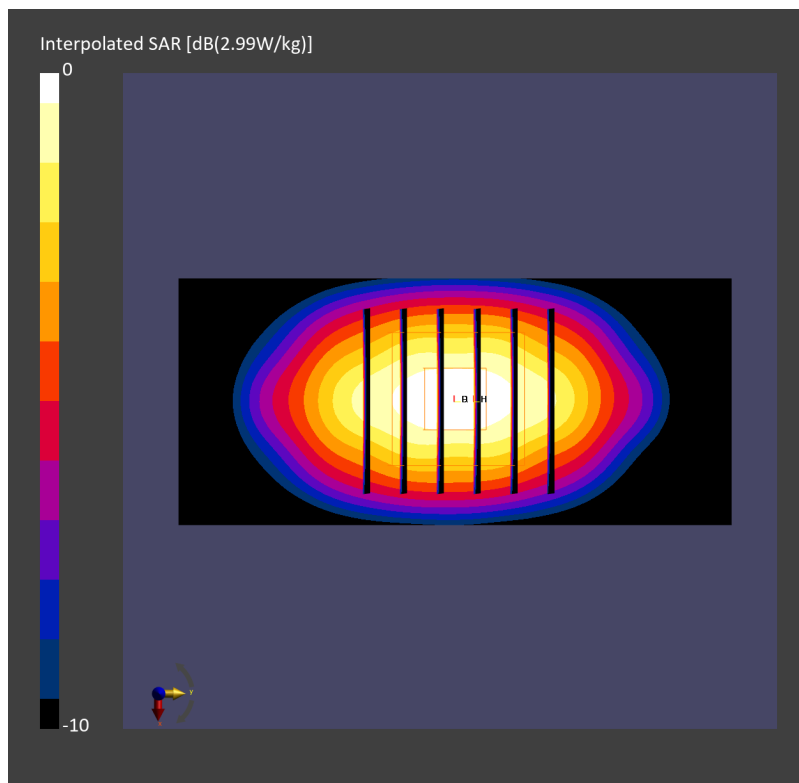
Pin=17.0dBm/Zoom Scan (30.0 mm x 30.0 mm x 30.0 mm): Measurement Grid: 6.0 mm x 6.0 mm x 1.5 mm

Power Drift = 0.01 dB

SAR (1g) = 1.68 W/kg; SAR (8g) = 0.980 W/kg; SAR (10g) = 0.905 W/kg

Smallest distance from peaks to all points 3 dB below = 10.8 mm

Ratio of SAR at M2 to SAR at M1 = 84.4 %



System Check_Head_1750MHz

DUT: D1750V2 - SN1112

Communication System: CW; Frequency: 1750.000 MHz; Duty Cycle: 1:1

Medium: HSL_1750_231202 Medium parameters used: $f=1750.000$ MHz; $\sigma=1.37$ S/m; $\epsilon_r=40.2$

Ambient Temperature: 23.4°C; Liquid Temperature: 22.4°C

DASY6 Configuration:

- Probe: EX3DV4 - SN3976; ConvF(8.85, 8.85, 8.85); Calibrated: 2023-02-21
- Sensor-Surface: 1.4 mm
- Electronics: DAE4 Sn656; Calibrated: 2023-01-23
- Phantom: ELI V8.0 (20deg probe tilt); Serial: 2192; Section: Flat
- Measurement Software: 16.2.4.2524
- UID: CW

Pin=17.0dBm/Area Scan (40.0 mm x 90.0 mm): Measurement Grid: 10.0 mm x 15.0 mm

SAR (1g) = 1.67 W/kg; SAR (10g) = 0.890 W/kg;

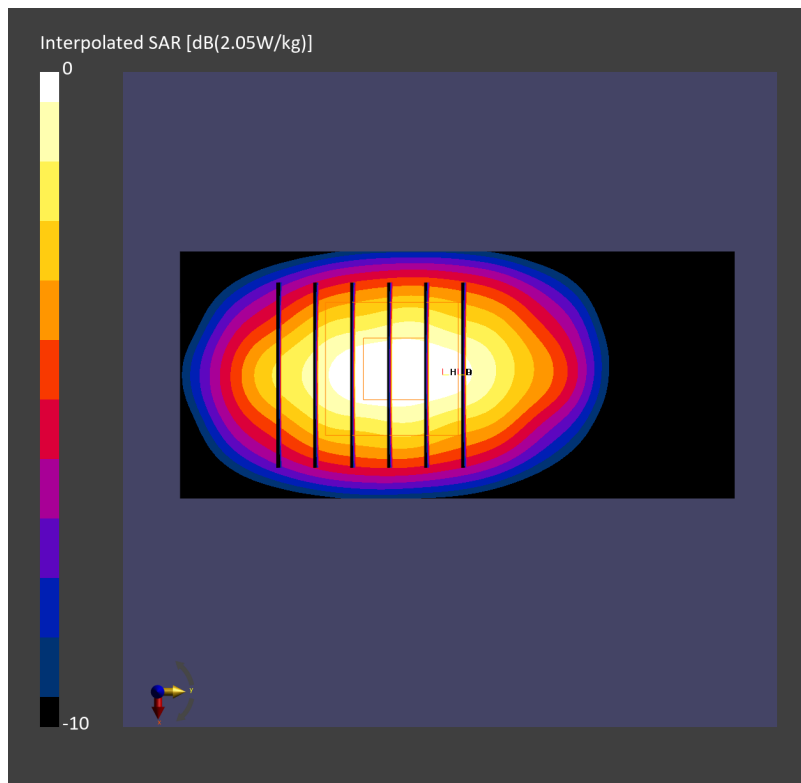
Pin=17.0dBm/Zoom Scan (30.0 mm x 30.0 mm x 30.0 mm): Measurement Grid: 6.0 mm x 6.0 mm x 1.5 mm

Power Drift = 0.01 dB

SAR (1g) = 1.68 W/kg; SAR (8g) = 0.970 W/kg; SAR (10g) = 0.895 W/kg

Smallest distance from peaks to all points 3 dB below = 10.3 mm

Ratio of SAR at M2 to SAR at M1 = 82.1 %



System Check_Head_1750MHz

DUT: D1750V2 - SN1112

Communication System: CW; Frequency: 1750.000 MHz; Duty Cycle: 1:1

Medium: HSL_1750_231203 Medium parameters used: $f=1750.000$ MHz; $\sigma=1.37$ S/m; $\epsilon_r=40.6$

Ambient Temperature: 23.5°C; Liquid Temperature: 22.5°C

DASY6 Configuration:

- Probe: EX3DV4 - SN7791; ConvF(7.49, 8.47, 7.6); Calibrated: 2023-02-22
- Sensor-Surface: 1.4 mm
- Electronics: DAE4 Sn316; Calibrated: 2023-01-23
- Phantom: ELI V8.0 (20deg probe tilt); Serial: 2055; Section: Flat
- Measurement Software: 16.2.4.2524
- UID: CW

Pin=17.0dBm/Area Scan (40.0 mm x 90.0 mm): Measurement Grid: 10.0 mm x 15.0 mm

SAR (1g) = 1.78 W/kg; SAR (10g) = 0.945 W/kg;

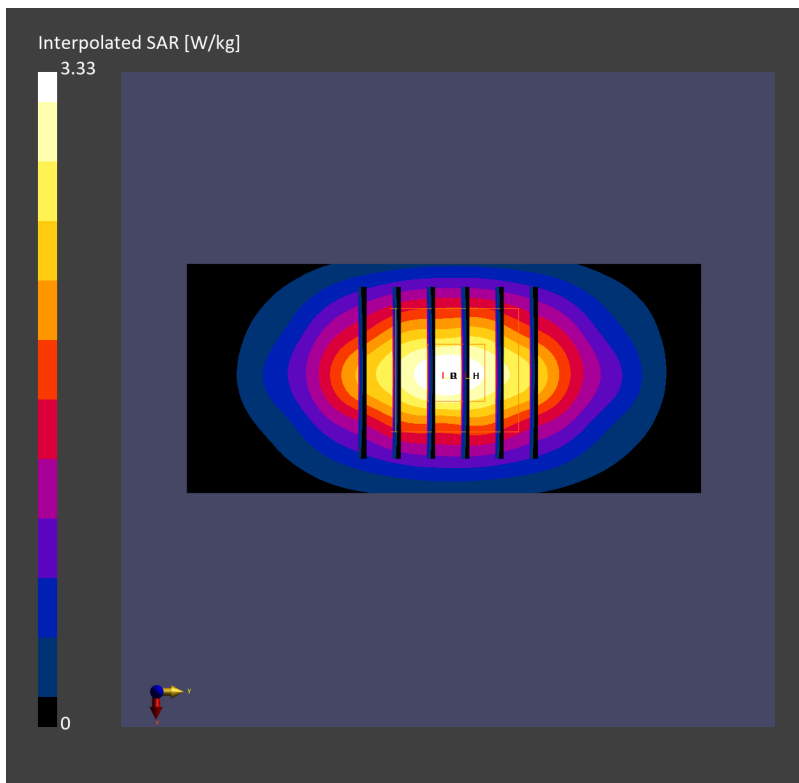
Pin=17.0dBm/Zoom Scan (30.0 mm x 30.0 mm x 30.0 mm): Measurement Grid: 6.0 mm x 6.0 mm x 1.5 mm

Power Drift = 0.01 dB

SAR (1g) = 1.79 W/kg; SAR (8g) = 1.03 W/kg; SAR (10g) = 0.953 W/kg

Smallest distance from peaks to all points 3 dB below = 9.7 mm

Ratio of SAR at M2 to SAR at M1 = 82.2 %



System Check_Head_1750MHz

DUT: D1750V2 - SN1112

Communication System: CW; Frequency: 1750.000 MHz; Duty Cycle: 1:1

Medium: HSL_1750_231212 Medium parameters used: $f=1750.000$ MHz; $\sigma=1.36$ S/m; $\epsilon_r=40.6$

Ambient Temperature: 23.2°C; Liquid Temperature: 22.2°C

DASY6 Configuration:

- Probe: EX3DV4 - SN3976; ConvF(8.85, 8.85, 8.85); Calibrated: 2023-02-21
- Sensor-Surface: 1.4 mm
- Electronics: DAE4 Sn656; Calibrated: 2023-01-23
- Phantom: ELI V8.0 (20deg probe tilt); Serial: 2192; Section: Flat
- Measurement Software: 16.2.4.2524
- UID: CW

Pin=17.0dBm/Area Scan (40.0 mm x 90.0 mm): Measurement Grid: 10.0 mm x 15.0 mm

SAR (1g) = 1.91 W/kg; SAR (10g) = 1.01 W/kg;

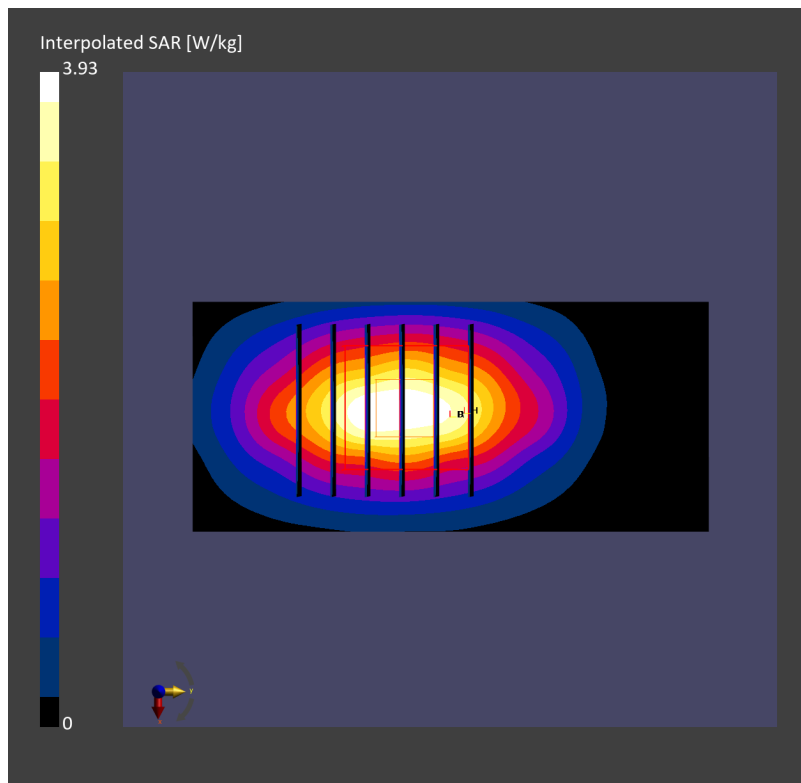
Pin=17.0dBm/Zoom Scan (30.0 mm x 30.0 mm x 30.0 mm): Measurement Grid: 6.0 mm x 6.0 mm x 1.5 mm

Power Drift = -0.02 dB

SAR (1g) = 1.95 W/kg; SAR (8g) = 1.10 W/kg; SAR (10g) = 1.01 W/kg

Smallest distance from peaks to all points 3 dB below = 9.6 mm

Ratio of SAR at M2 to SAR at M1 = 78.9 %



System Check_Head_1900MHz

DUT: D1900V2 - SN5d185

Communication System: CW; Frequency: 1900.000 MHz; Duty Cycle: 1:1

Medium: HSL_1900_231124 Medium parameters used: $f=1900.000$ MHz; $\sigma=1.42$ S/m; $\epsilon_r=41.0$

Ambient Temperature: 23.6°C; Liquid Temperature: 22.6°C

DASY6 Configuration:

- Probe: EX3DV4 - SN7793; ConvF(7.54, 7.35, 7.67); Calibrated: 2023-03-08
- Sensor-Surface: 1.4 mm
- Electronics: DAE4 Sn376; Calibrated: 2023-09-14
- Phantom: ELI V8.0-I; Serial: 2196; Section: Flat
- Measurement Software: 16.2.4.2524
- UID: CW

Pin=17.0dBm/Area Scan (40.0 mm x 90.0 mm): Measurement Grid: 10.0 mm x 15.0 mm
SAR (1g) = 1.79 W/kg; SAR (10g) = 0.927 W/kg;

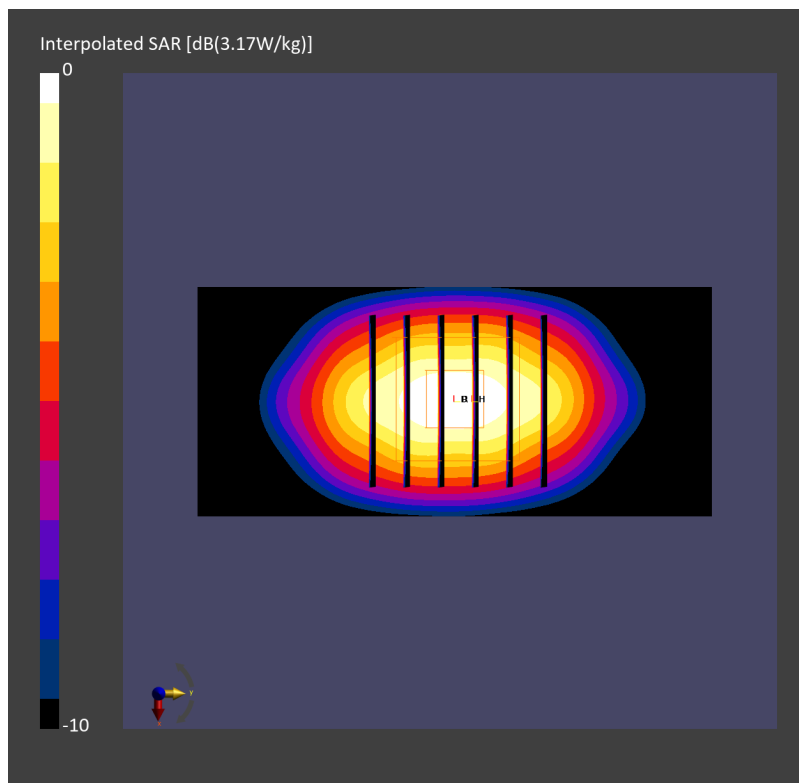
Pin=17.0dBm/Zoom Scan (30.0 mm x 30.0 mm x 30.0 mm): Measurement Grid: 6.0 mm x 6.0 mm x 1.5 mm

Power Drift = 0.00 dB

SAR (1g) = 1.78 W/kg; SAR (8g) = 1.02 W/kg; SAR (10g) = 0.939 W/kg

Smallest distance from peaks to all points 3 dB below = 9.9 mm

Ratio of SAR at M2 to SAR at M1 = 84.8 %



System Check_Head_1900MHz

DUT: D1900V2 - SN5d185

Communication System: CW; Frequency: 1900.000 MHz; Duty Cycle: 1:1

Medium: HSL_1900_231125 Medium parameters used: $f=1900.000$ MHz; $\sigma=1.43$ S/m; $\epsilon_r=38.9$

Ambient Temperature: 23.5°C; Liquid Temperature: 22.5°C

DASY6 Configuration:

- Probe: EX3DV4 - SN7793; ConvF(7.54, 7.35, 7.67); Calibrated: 2023-03-08
- Sensor-Surface: 1.4 mm
- Electronics: DAE4 Sn376; Calibrated: 2023-09-14
- Phantom: ELI V8.0-I; Serial: 2196; Section: Flat
- Measurement Software: 16.2.4.2524
- UID: CW

Pin=17.0dBm/Area Scan (40.0 mm x 90.0 mm): Measurement Grid: 10.0 mm x 15.0 mm
SAR (1g) = 1.79 W/kg; SAR (10g) = 0.930 W/kg;

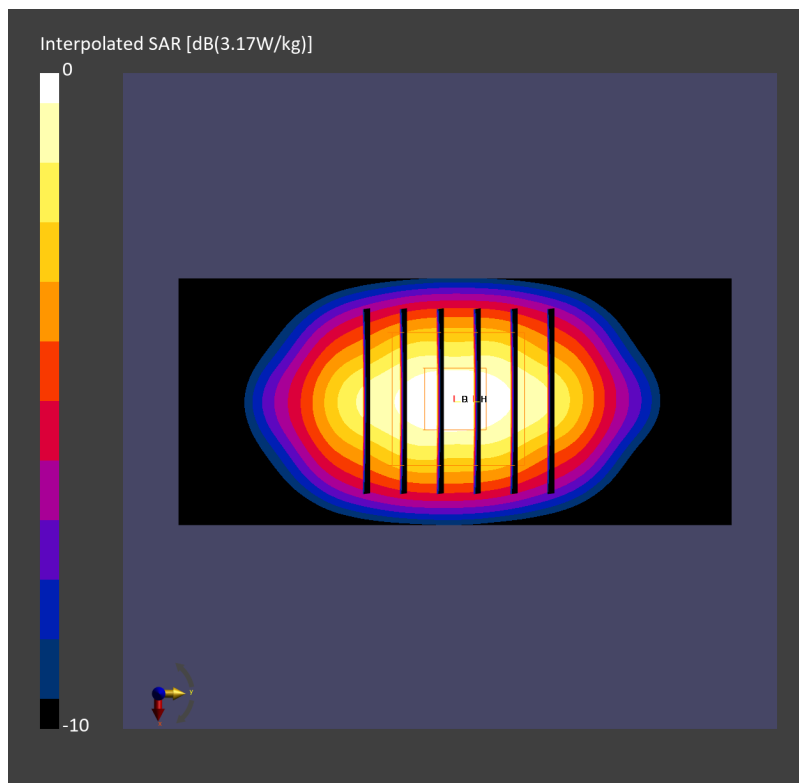
Pin=17.0dBm/Zoom Scan (30.0 mm x 30.0 mm x 30.0 mm): Measurement Grid: 6.0 mm x 6.0 mm x 1.5 mm

Power Drift = 0.01 dB

SAR (1g) = 1.78 W/kg; SAR (8g) = 1.02 W/kg; SAR (10g) = 0.941 W/kg

Smallest distance from peaks to all points 3 dB below = 9.7 mm

Ratio of SAR at M2 to SAR at M1 = 84.9 %



System Check_Head_1900MHz

DUT: D1900V2 - SN5d185

Communication System: CW; Frequency: 1900.000 MHz; Duty Cycle: 1:1

Medium: HSL_1900_231128 Medium parameters used: $f=1900.000$ MHz; $\sigma=1.38$ S/m; $\epsilon_r=40.3$

Ambient Temperature: 23.5°C; Liquid Temperature: 22.5°C

DASY6 Configuration:

- Probe: EX3DV4 - SN3728; ConvF(7.95, 7.95, 7.95); Calibrated: 2023-03-22
- Sensor-Surface: 1.4 mm
- Electronics: DAE4 Sn1776; Calibrated: 2023-03-03
- Phantom: ELI V4.0 (20deg probe tilt); Serial: 1227; Section: Flat
- Measurement Software: 16.2.4.2524
- UID: CW

Pin=17.0dBm/Area Scan (40.0 mm x 90.0 mm): Measurement Grid: 10.0 mm x 15.0 mm

SAR (1g) = 1.90 W/kg; SAR (10g) = 0.985 W/kg;

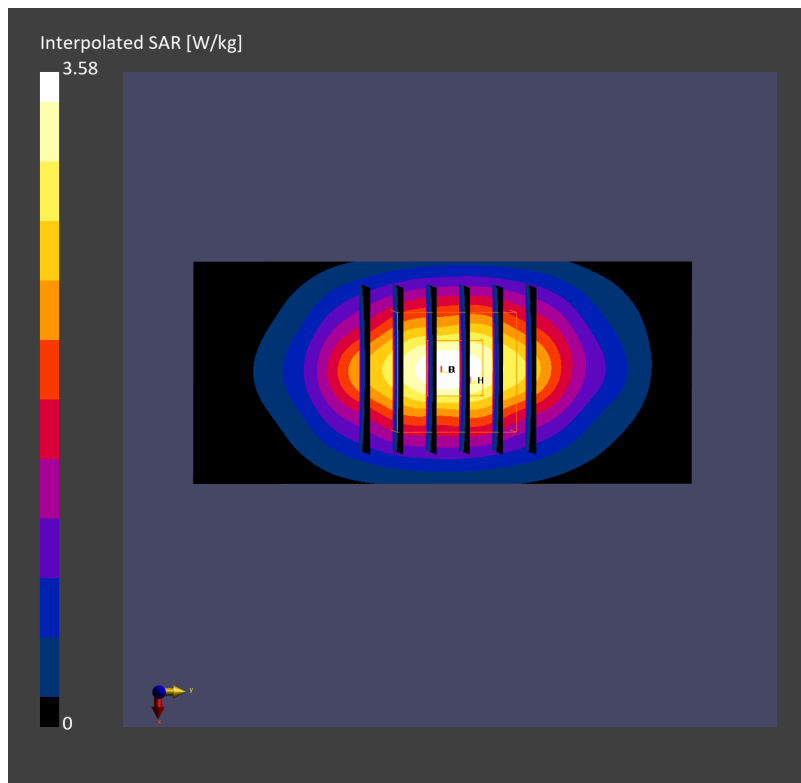
Pin=17.0dBm/Zoom Scan (30.0 mm x 30.0 mm x 30.0 mm): Measurement Grid: 6.0 mm x 6.0 mm x 1.5 mm

Power Drift = 0.01 dB

SAR (1g) = 1.91 W/kg; SAR (8g) = 1.08 W/kg; SAR (10g) = 0.998 W/kg

Smallest distance from peaks to all points 3 dB below = 9.7 mm

Ratio of SAR at M2 to SAR at M1 = 82.6 %



System Check_Head_1900MHz

DUT: D1900V2 - SN5d185

Communication System: CW; Frequency: 1900.000 MHz; Duty Cycle: 1:1

Medium: HSL_1900_231212 Medium parameters used: $f = 1900.000$ MHz; $\sigma = 1.44$ S/m; $\epsilon_r = 39.1$

Ambient Temperature: 23.2°C; Liquid Temperature: 22.2°C

DASY6 Configuration:

- Probe: EX3DV4 - SN3976; ConvF(8.41, 8.41, 8.41); Calibrated: 2023-02-21
- Sensor-Surface: 1.4 mm
- Electronics: DAE4 Sn656; Calibrated: 2023-01-23
- Phantom: ELI V8.0 (20deg probe tilt); Serial: 2192; Section: Flat
- Measurement Software: 16.2.4.2524
- UID: CW

Pin=17.0dBm/Area Scan (40.0 mm x 90.0 mm): Measurement Grid: 10.0 mm x 15.0 mm

SAR (1g) = 2.04 W/kg; SAR (10g) = 1.06 W/kg;

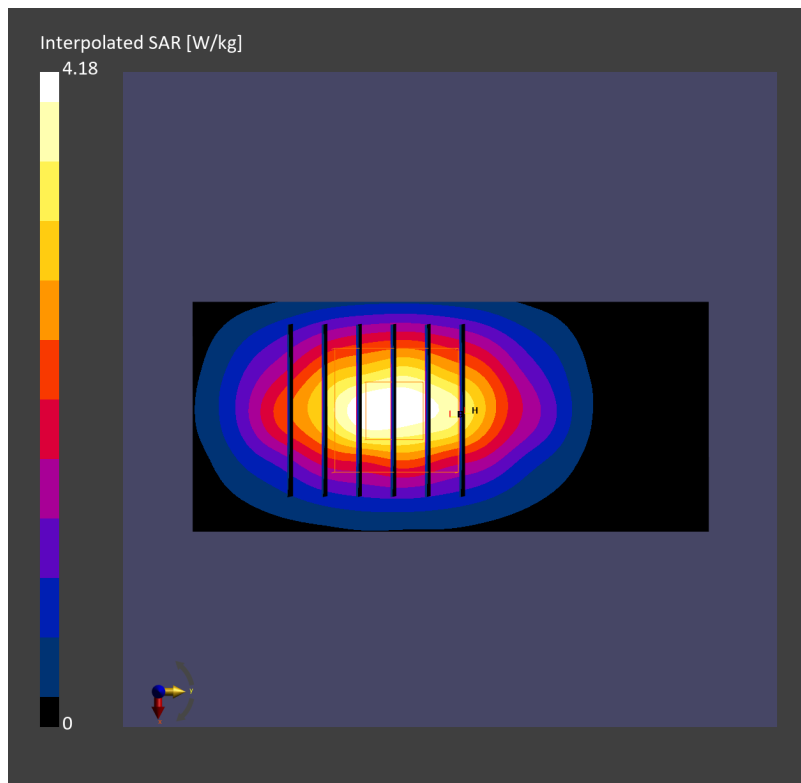
Pin=17.0dBm/Zoom Scan (30.0 mm x 30.0 mm x 30.0 mm): Measurement Grid: 6.0 mm x 6.0 mm x 1.5 mm

Power Drift = -0.01 dB

SAR (1g) = 2.08 W/kg; SAR (8g) = 1.16 W/kg; SAR (10g) = 1.07 W/kg

Smallest distance from peaks to all points 3 dB below = 9.6 mm

Ratio of SAR at M2 to SAR at M1 = 79.2 %



System Check_Head_2300MHz

DUT: D2300V2 - SN1006

Communication System: CW; Frequency: 2300.000 MHz; Duty Cycle: 1:1
Medium: HSL_2300_231127 Medium parameters used: $f=2300.000$ MHz; $\sigma=1.73$ S/m; $\epsilon_r=39.4$
Ambient Temperature: 23.6°C; Liquid Temperature: 22.6°C

DASY6 Configuration:

- Probe: EX3DV4 - SN7793; ConvF(7.32, 7.11, 7.45); Calibrated: 2023-03-08
- Sensor-Surface: 1.4 mm
- Electronics: DAE4 Sn376; Calibrated: 2023-09-14
- Phantom: ELI V8.0-I; Serial: 2196; Section: Flat
- Measurement Software: 16.2.4.2524
- UID: CW

Pin=17.0dBm/Area Scan (40.0 mm x 80.0 mm): Measurement Grid: 10.0 mm x 10.0 mm
SAR (1g) = 2.66 W/kg; SAR (10g) = 1.23 W/kg;

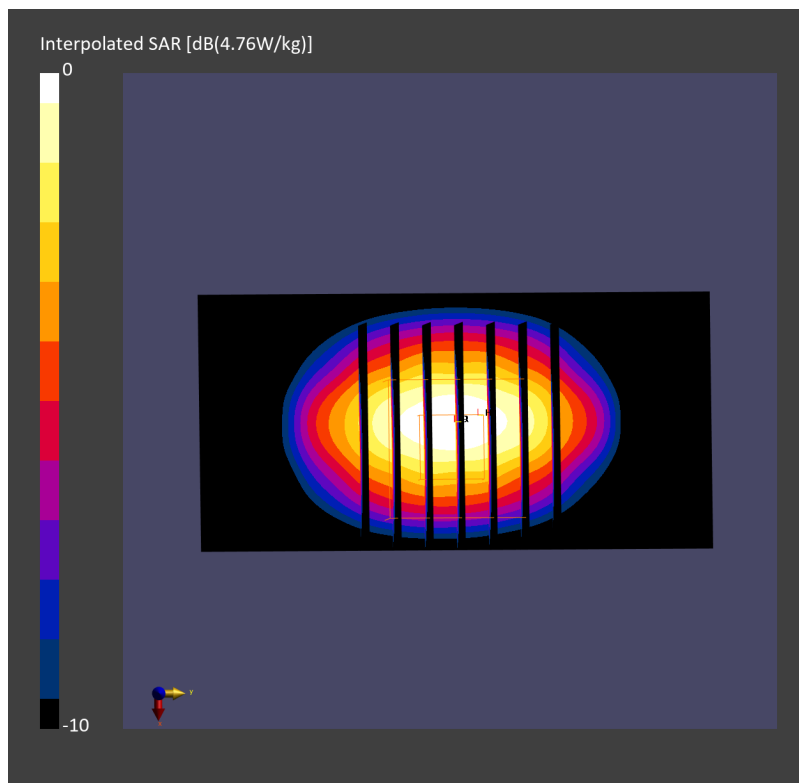
Pin=17.0dBm/Zoom Scan (30.0 mm x 30.0 mm x 30.0 mm): Measurement Grid: 5.0 mm x 5.0 mm x 1.5 mm

Power Drift = 0.01 dB

SAR (1g) = 2.35 W/kg; SAR (8g) = 1.24 W/kg; SAR (10g) = 1.12 W/kg

Smallest distance from peaks to all points 3 dB below = 9.1 mm

Ratio of SAR at M2 to SAR at M1 = 80.0 %



System Check_Head_2300MHz

DUT: D2300V2 - SN1006

Communication System: CW; Frequency: 2300.000 MHz; Duty Cycle: 1:1
Medium: HSL_2300_231128 Medium parameters used: $f=2300.000$ MHz; $\sigma=1.67$ S/m; $\epsilon_r=39.9$
Ambient Temperature: 23.5°C; Liquid Temperature: 22.5°C

DASY6 Configuration:

- Probe: EX3DV4 - SN7793; ConvF(7.32, 7.11, 7.45); Calibrated: 2023-03-08
- Sensor-Surface: 1.4 mm
- Electronics: DAE4 Sn376; Calibrated: 2023-09-14
- Phantom: ELI V8.0-I; Serial: 2196; Section: Flat
- Measurement Software: 16.2.4.2524
- UID: CW

Pin=17.0dBm/Area Scan (40.0 mm x 80.0 mm): Measurement Grid: 10.0 mm x 10.0 mm
SAR (1g) = 2.68 W/kg; SAR (10g) = 1.23 W/kg;

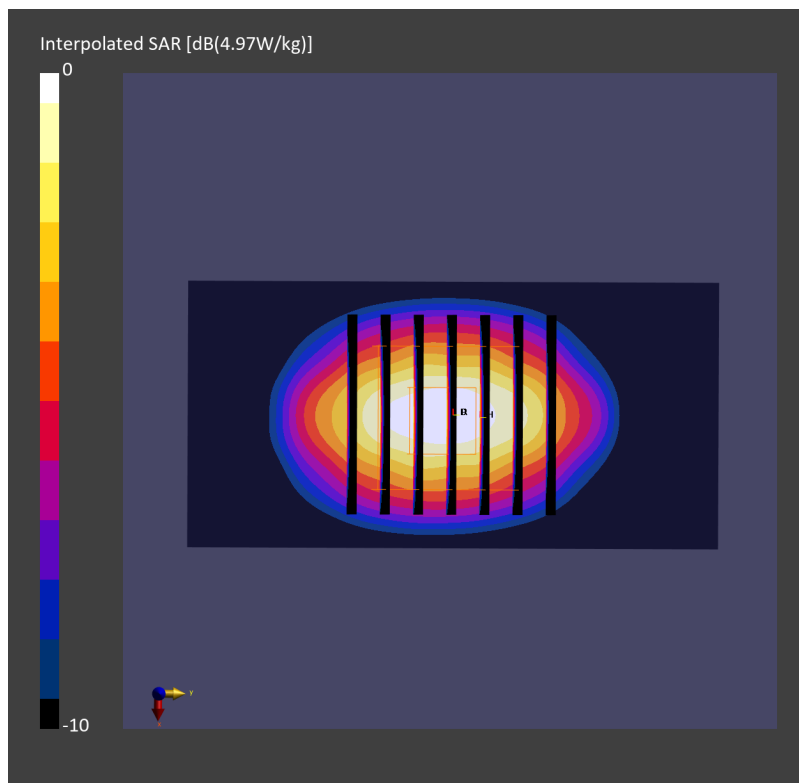
Pin=17.0dBm/Zoom Scan (30.0 mm x 30.0 mm x 30.0 mm): Measurement Grid: 5.0 mm x 5.0 mm x 1.5 mm

Power Drift = -0.06 dB

SAR (1g) = 2.42 W/kg; SAR (8g) = 1.26 W/kg; SAR (10g) = 1.15 W/kg

Smallest distance from peaks to all points 3 dB below = 8.1 mm

Ratio of SAR at M2 to SAR at M1 = 79.5 %



System Check_Head_2300MHz

DUT: D2300V2 - SN1006

Communication System: CW; Frequency: 2300.000 MHz; Duty Cycle: 1:1

Medium: HSL_2300_231205 Medium parameters used: $f = 2300.000$ MHz; $\sigma = 1.64$ S/m; $\epsilon_r = 39.8$

Ambient Temperature: 23.4°C; Liquid Temperature: 22.4°C

DASY6 Configuration:

- Probe: EX3DV4 - SN3976; ConvF(8.26, 8.26, 8.26); Calibrated: 2023-02-21
- Sensor-Surface: 1.4 mm
- Electronics: DAE4 Sn656; Calibrated: 2023-01-23
- Phantom: ELI V8.0 (20deg probe tilt); Serial: 2192; Section: Flat
- Measurement Software: 16.2.4.2524
- UID: CW

Pin=17.0dBm/Area Scan (40.0 mm x 80.0 mm): Measurement Grid: 10.0 mm x 10.0 mm

SAR (1g) = 2.10 W/kg; SAR (10g) = 0.998 W/kg;

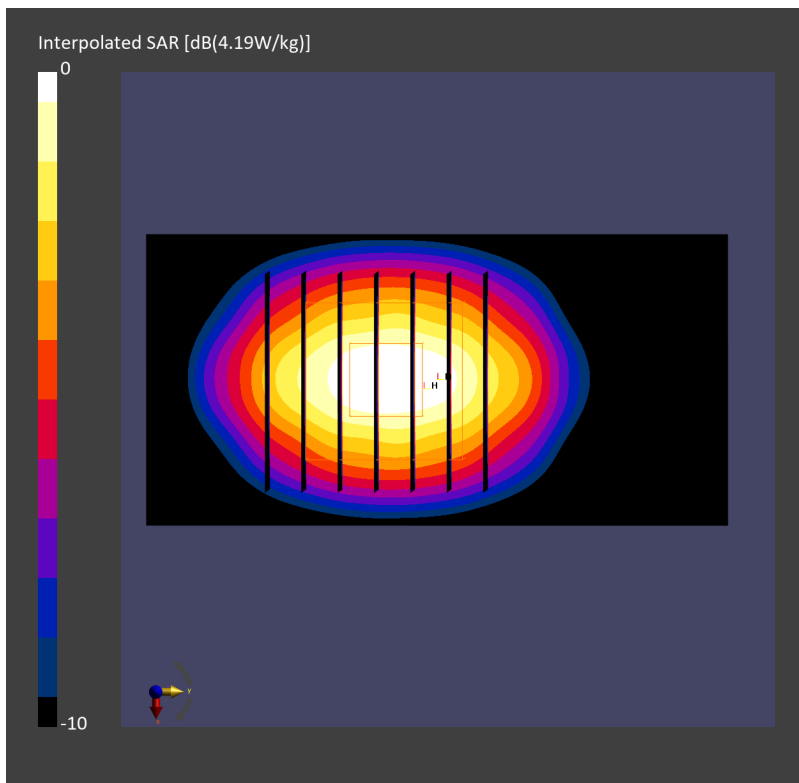
Pin=17.0dBm/Zoom Scan (30.0 mm x 30.0 mm x 30.0 mm): Measurement Grid: 5.0 mm x 5.0 mm x 1.5 mm

Power Drift = 0.00 dB

SAR (1g) = 2.19 W/kg; SAR (8g) = 1.11 W/kg; SAR (10g) = 1.08 W/kg

Smallest distance from peaks to all points 3 dB below = 9.0 mm

Ratio of SAR at M2 to SAR at M1 = 81.1 %



System Check_Head_2300MHz

DUT: D2300V2 - SN1006

Communication System: CW; Frequency: 2300.000 MHz; Duty Cycle: 1:1
Medium: HSL_2300_231206 Medium parameters used: $f=2300.000$ MHz; $\sigma=1.71$ S/m; $\epsilon_r=38.7$
Ambient Temperature: 23.6°C; Liquid Temperature: 22.6°C

DASY6 Configuration:

- Probe: EX3DV4 - SN7791; ConvF(6.88, 7.66, 6.92); Calibrated: 2023-02-22
- Sensor-Surface: 1.4 mm
- Electronics: DAE4 Sn316; Calibrated: 2023-01-23
- Phantom: ELI V8.0 (20deg probe tilt); Serial: 2055; Section: Flat
- Measurement Software: 16.2.4.2524
- UID: CW

Pin=17.0dBm/Area Scan (40.0 mm x 80.0 mm): Measurement Grid: 10.0 mm x 10.0 mm

SAR (1g) = 2.32 W/kg; SAR (10g) = 1.10 W/kg;

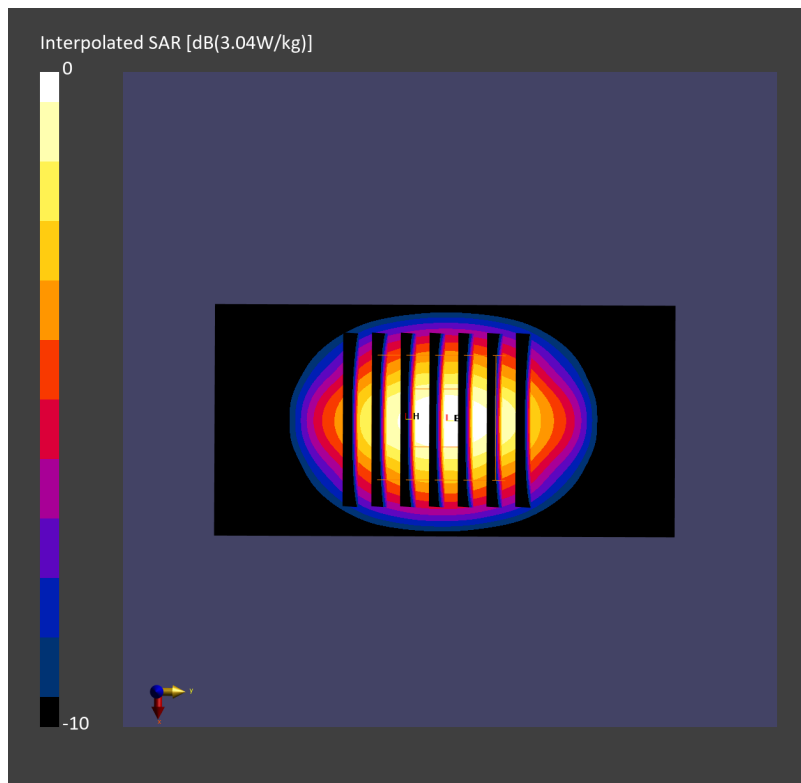
Pin=17.0dBm/Zoom Scan (30.0 mm x 30.0 mm x 30.0 mm): Measurement Grid: 5.0 mm x 5.0 mm x 1.5 mm

Power Drift = -0.02 dB

SAR (1g) = 2.25 W/kg; SAR (8g) = 1.18 W/kg; SAR (10g) = 1.08 W/kg

Smallest distance from peaks to all points 3 dB below = 9.0 mm

Ratio of SAR at M2 to SAR at M1 = 81.8 %



System Check_Head_2300MHz

DUT: D2300V2 - SN1006

Communication System: CW; Frequency: 2300.000 MHz; Duty Cycle: 1:1

Medium: HSL_2300_231208 Medium parameters used: $f=2300.000$ MHz; $\sigma=1.63$ S/m; $\epsilon_r=39.6$

Ambient Temperature: 23.5°C; Liquid Temperature: 22.5°C

DASY6 Configuration:

- Probe: EX3DV4 - SN7791; ConvF(6.88, 7.66, 6.92); Calibrated: 2023-02-22
- Sensor-Surface: 1.4 mm
- Electronics: DAE4 Sn316; Calibrated: 2023-01-23
- Phantom: ELI V8.0 (20deg probe tilt); Serial: 2055; Section: Flat
- Measurement Software: 16.2.4.2524
- UID: CW

Pin=24.0dBm/Area Scan (40.0 mm x 80.0 mm): Measurement Grid: 10.0 mm x 10.0 mm

SAR (1g) = 11.6 W/kg; SAR (10g) = 5.50 W/kg;

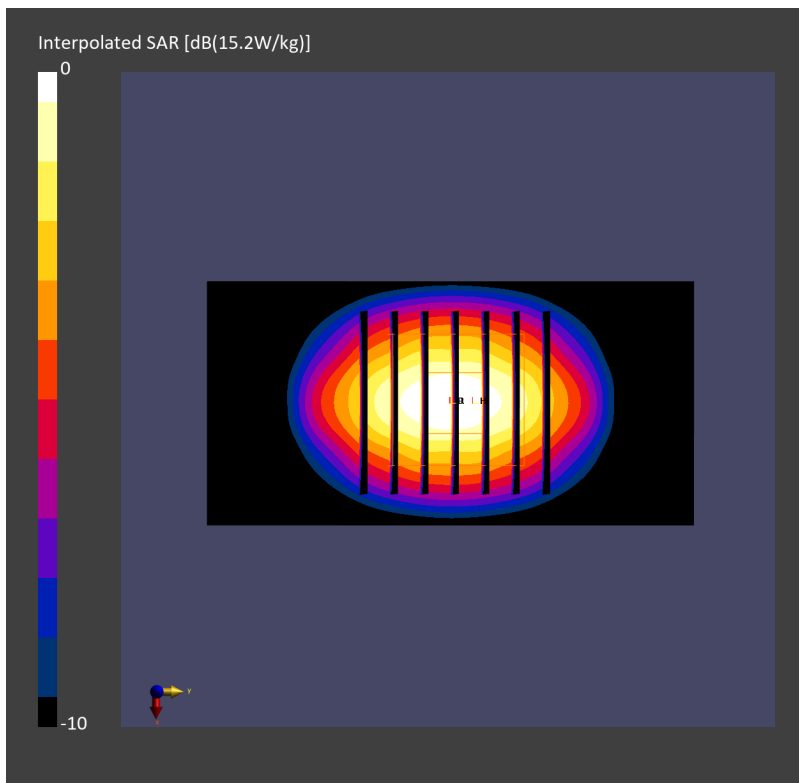
Pin=24.0dBm/Zoom Scan (30.0 mm x 30.0 mm x 30.0 mm): Measurement Grid: 5.0 mm x 5.0 mm x 1.5 mm

Power Drift = 0.02 dB

SAR (1g) = 11.6 W/kg; SAR (8g) = 6.13 W/kg; SAR (10g) = 5.58 W/kg

Smallest distance from peaks to all points 3 dB below = 9.0 mm

Ratio of SAR at M2 to SAR at M1 = 82.1 %



System Check_Head_2300MHz

DUT: D2300V2 - SN1006

Communication System: CW; Frequency: 2300.000 MHz; Duty Cycle: 1:1

Medium: HSL_2300_231211 Medium parameters used: $f=2300.000$ MHz; $\sigma=1.65$ S/m; $\epsilon_r=39.2$

Ambient Temperature: 23.4°C; Liquid Temperature: 22.4°C

DASY6 Configuration:

- Probe: EX3DV4 - SN3976; ConvF(8.26, 8.26, 8.26); Calibrated: 2023-02-21
- Sensor-Surface: 1.4 mm
- Electronics: DAE4 Sn656; Calibrated: 2023-01-23
- Phantom: ELI V8.0 (20deg probe tilt); Serial: 2192; Section: Flat
- Measurement Software: 16.2.4.2524
- UID: CW

Pin=17.0dBm/Area Scan (40.0 mm x 80.0 mm): Measurement Grid: 10.0 mm x 10.0 mm

SAR (1g) = 2.54 W/kg; SAR (10g) = 1.20 W/kg;

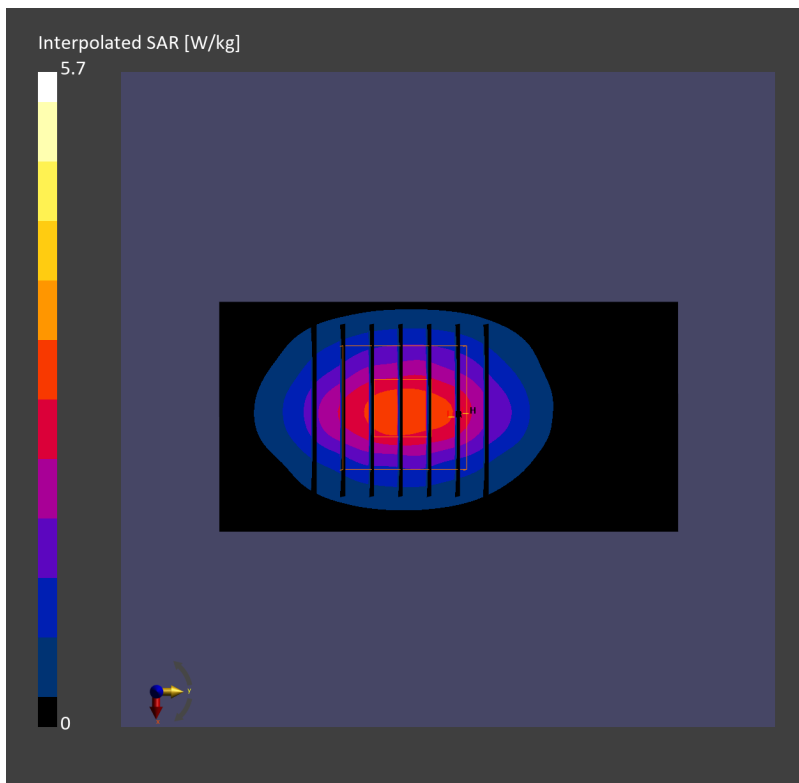
Pin=17.0dBm/Zoom Scan (30.0 mm x 30.0 mm x 30.0 mm): Measurement Grid: 5.0 mm x 5.0 mm x 1.5 mm

Power Drift = -0.03 dB

SAR (1g) = 2.59 W/kg; SAR (8g) = 1.34 W/kg; SAR (10g) = 1.21 W/kg

Smallest distance from peaks to all points 3 dB below = 8.6 mm

Ratio of SAR at M2 to SAR at M1 = 77.3 %



System Check_Head_2600MHz

DUT: D2600V2 - SN1078

Communication System: CW; Frequency: 2600.000 MHz; Duty Cycle: 1:1
Medium: HSL_2600_231127 Medium parameters used: $f=2600.000$ MHz; $\sigma=1.95$ S/m; $\epsilon_r=38.8$
Ambient Temperature: 23.6°C; Liquid Temperature: 22.6°C

DASY6 Configuration:

- Probe: EX3DV4 - SN7793; ConvF(7.1, 6.87, 7.24); Calibrated: 2023-03-08
- Sensor-Surface: 1.4 mm
- Electronics: DAE4 Sn376; Calibrated: 2023-09-14
- Phantom: ELI V8.0-I; Serial: 2196; Section: Flat
- Measurement Software: 16.2.4.2524
- UID: CW

Pin=17.0dBm/Area Scan (40.0 mm x 80.0 mm): Measurement Grid: 10.0 mm x 10.0 mm
SAR (1g) = 2.57 W/kg; SAR (10g) = 1.19 W/kg;

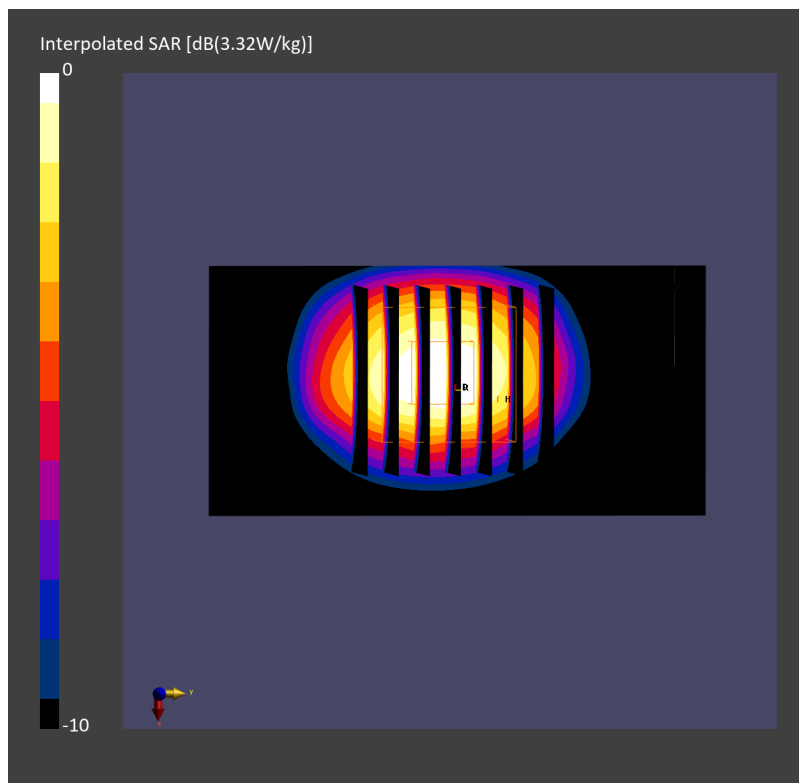
Pin=17.0dBm/Zoom Scan (30.0 mm x 30.0 mm x 30.0 mm): Measurement Grid: 5.0 mm x 5.0 mm x 1.5 mm

Power Drift = 0.02 dB

SAR (1g) = 2.67 W/kg; SAR (8g) = 1.33 W/kg; SAR (10g) = 1.20 W/kg

Smallest distance from peaks to all points 3 dB below = 9.0 mm

Ratio of SAR at M2 to SAR at M1 = 77.7 %



System Check_Head_2600MHz

DUT: D2600V2 - SN1078

Communication System: CW; Frequency: 2600.000 MHz; Duty Cycle: 1:1

Medium: HSL_2600_231203 Medium parameters used: $f=2600.000$ MHz; $\sigma=2.00$ S/m; $\epsilon_r=39.3$

Ambient Temperature: 23.3°C; Liquid Temperature: 22.3°C

DASY6 Configuration:

- Probe: EX3DV4 - SN7793; ConvF(7.1, 6.87, 7.24); Calibrated: 2023-03-08
- Sensor-Surface: 1.4 mm
- Electronics: DAE4 Sn376; Calibrated: 2023-09-14
- Phantom: ELI V8.0 (20deg probe tilt); Serial: 2192; Section: Flat
- Measurement Software: 16.2.4.2524
- UID: CW

Pin=17.0dBm/Area Scan (40.0 mm x 80.0 mm): Measurement Grid: 10.0 mm x 10.0 mm

SAR (1g) = 2.96 W/kg; SAR (10g) = 1.31 W/kg;

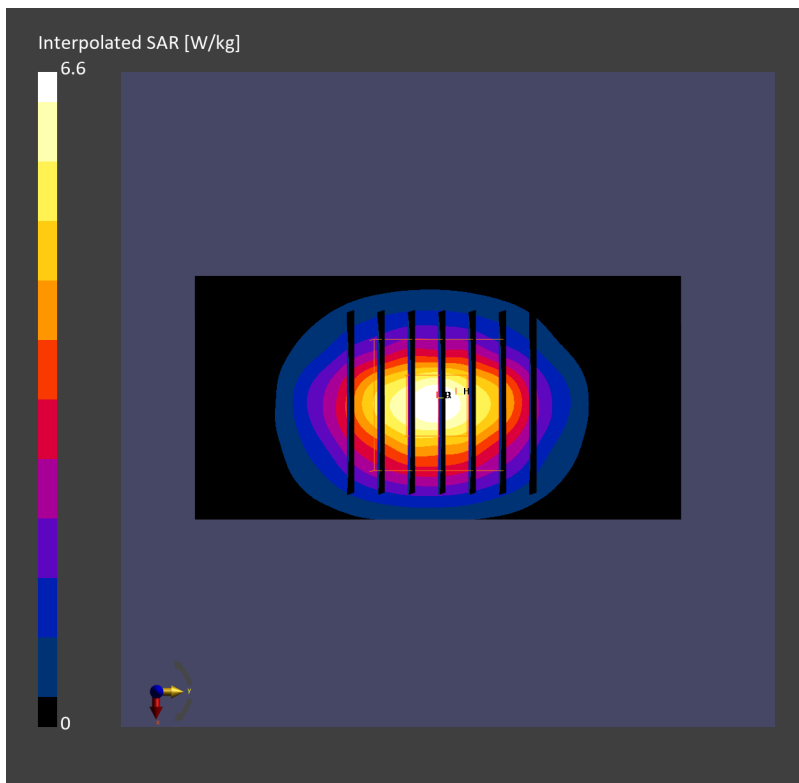
Pin=17.0dBm/Zoom Scan (30.0 mm x 30.0 mm x 30.0 mm): Measurement Grid: 5.0 mm x 5.0 mm x 1.5 mm

Power Drift = 0.00 dB

SAR (1g) = 3.02 W/kg; SAR (8g) = 1.49 W/kg; SAR (10g) = 1.34 W/kg

Smallest distance from peaks to all points 3 dB below = 8.6 mm

Ratio of SAR at M2 to SAR at M1 = 78.8 %



System Check_Head_2600MHz

DUT: D2600V2 - SN1078

Communication System: CW; Frequency: 2600.000 MHz; Duty Cycle: 1:1

Medium: HSL_2600_231205 Medium parameters used: $f = 2600.000$ MHz; $\sigma = 1.99$ S/m; $\epsilon_r = 38.6$

Ambient Temperature: 23.4°C; Liquid Temperature: 22.4°C

DASY6 Configuration:

- Probe: EX3DV4 - SN3976; ConvF(7.79, 7.79, 7.79); Calibrated: 2023-02-21
- Sensor-Surface: 1.4 mm
- Electronics: DAE4 Sn656; Calibrated: 2023-01-23
- Phantom: ELI V8.0 (20deg probe tilt); Serial: 2192; Section: Flat
- Measurement Software: 16.2.4.2524
- UID: CW

Pin=17.0dBm/Area Scan (40.0 mm x 80.0 mm): Measurement Grid: 10.0 mm x 10.0 mm

SAR (1g) = 2.58 W/kg; SAR (10g) = 1.15 W/kg;

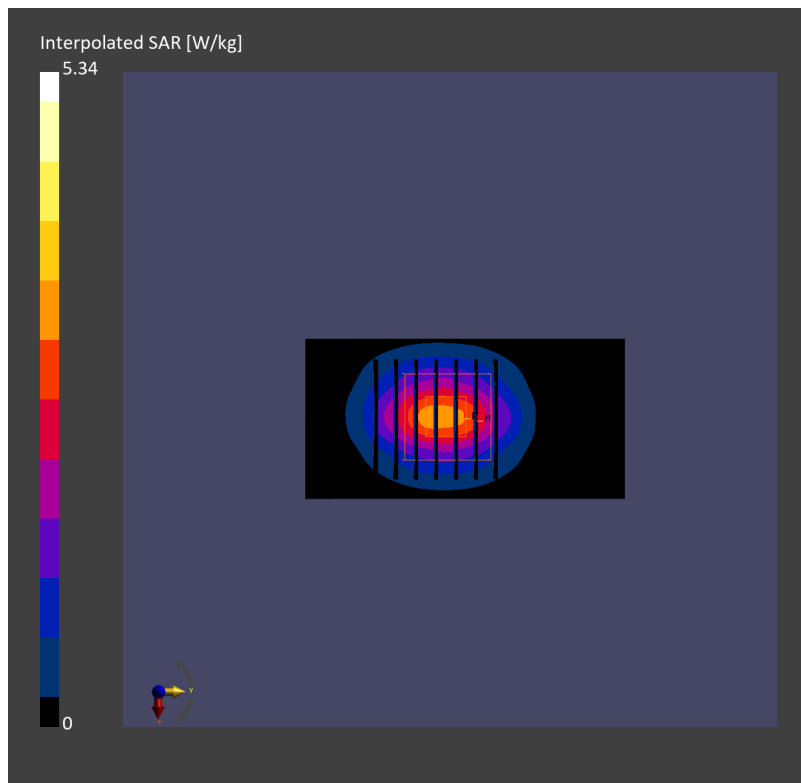
Pin=17.0dBm/Zoom Scan (30.0 mm x 30.0 mm x 30.0 mm): Measurement Grid: 5.0 mm x 5.0 mm x 1.5 mm

Power Drift = -0.00 dB

SAR (1g) = 2.56 W/kg; SAR (8g) = 1.29 W/kg; SAR (10g) = 1.16 W/kg

Smallest distance from peaks to all points 3 dB below = 9.0 mm

Ratio of SAR at M2 to SAR at M1 = 80.6 %



System Check_Head_2600MHz

DUT: D2600V2 - SN1078

Communication System: CW; Frequency: 2600.000 MHz; Duty Cycle: 1:1

Medium: HSL_2600_231206 Medium parameters used: $f=2600.000$ MHz; $\sigma=1.93$ S/m; $\epsilon_r=38.0$

Ambient Temperature: 23.6°C; Liquid Temperature: 22.6°C

DASY6 Configuration:

- Probe: EX3DV4 - SN7791; ConvF(6.89, 7.46, 6.94); Calibrated: 2023-02-22
- Sensor-Surface: 1.4 mm
- Electronics: DAE4 Sn316; Calibrated: 2023-01-23
- Phantom: ELI V8.0 (20deg probe tilt); Serial: 2055; Section: Flat
- Measurement Software: 16.2.4.2524
- UID: CW

Pin=17.0dBm/Area Scan (40.0 mm x 80.0 mm): Measurement Grid: 10.0 mm x 10.0 mm

SAR (1g) = 2.99 W/kg; SAR (10g) = 1.30 W/kg;

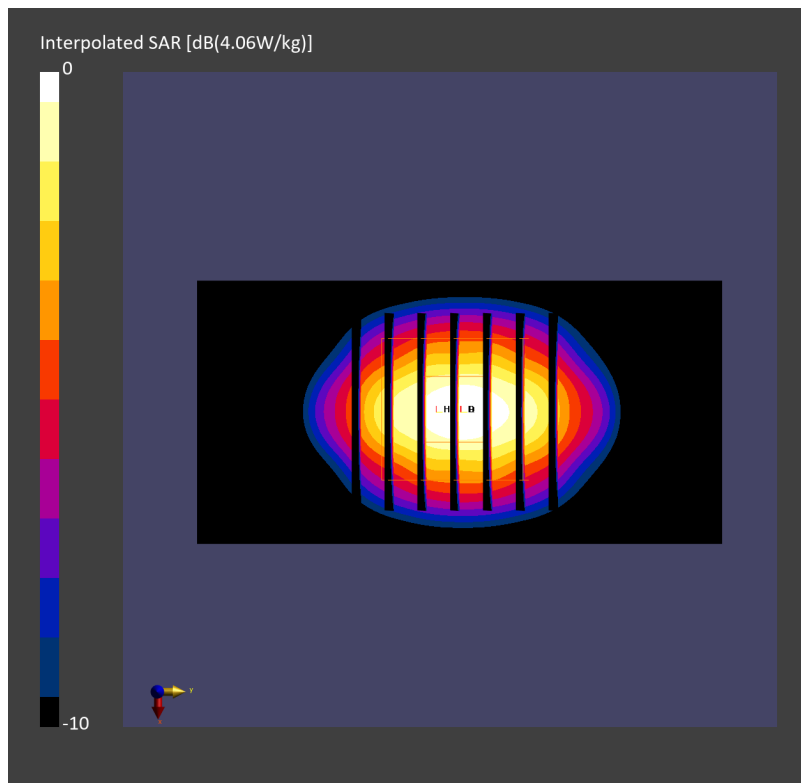
Pin=17.0dBm/Zoom Scan (30.0 mm x 30.0 mm x 30.0 mm): Measurement Grid: 5.0 mm x 5.0 mm x 1.5 mm

Power Drift = 0.01 dB

SAR (1g) = 2.96 W/kg; SAR (8g) = 1.44 W/kg; SAR (10g) = 1.29 W/kg

Smallest distance from peaks to all points 3 dB below = 8.3 mm

Ratio of SAR at M2 to SAR at M1 = 77.5 %



System Check_Head_2600MHz

DUT: D2600V2 - SN1078

Communication System: CW; Frequency: 2600.000 MHz; Duty Cycle: 1:1

Medium: HSL_2600_231208 Medium parameters used: $f=2600.000$ MHz; $\sigma=1.96$ S/m; $\epsilon_r=38.6$

Ambient Temperature: 23.5°C; Liquid Temperature: 22.5°C

DASY6 Configuration:

- Probe: EX3DV4 - SN7791; ConvF(6.89, 7.46, 6.94); Calibrated: 2023-02-22
- Sensor-Surface: 1.4 mm
- Electronics: DAE4 Sn316; Calibrated: 2023-01-23
- Phantom: ELI V8.0 (20deg probe tilt); Serial: 2055; Section: Flat
- Measurement Software: 16.2.4.2524
- UID: CW

Pin=24.0dBm/Area Scan (40.0 mm x 80.0 mm): Measurement Grid: 10.0 mm x 10.0 mm

SAR (1g) = 13.5 W/kg; SAR (10g) = 6.00 W/kg;

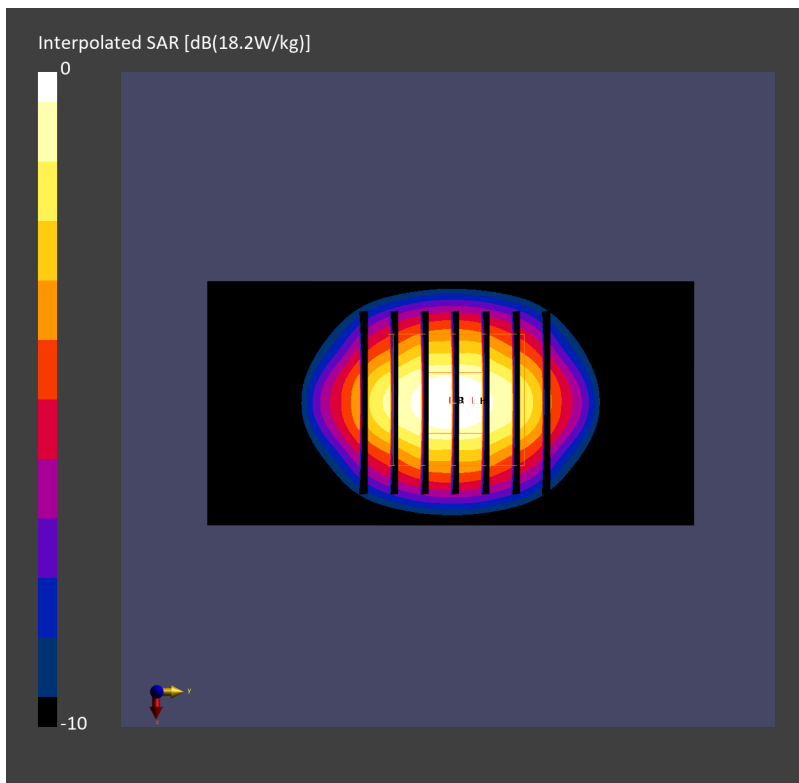
Pin=24.0dBm/Zoom Scan (30.0 mm x 30.0 mm x 30.0 mm): Measurement Grid: 5.0 mm x 5.0 mm x 1.5 mm

Power Drift = 0.02 dB

SAR (1g) = 13.6 W/kg; SAR (8g) = 6.79 W/kg; SAR (10g) = 6.12 W/kg

Smallest distance from peaks to all points 3 dB below = 9.0 mm

Ratio of SAR at M2 to SAR at M1 = 79.8 %



System Check_Head_2600MHz

DUT: D2600V2 - SN1078

Communication System: CW; Frequency: 2600.000 MHz; Duty Cycle: 1:1

Medium: HSL_2600_231211 Medium parameters used: $f=2600.000$ MHz; $\sigma=1.99$ S/m; $\epsilon_r=38.0$

Ambient Temperature: 23.4°C; Liquid Temperature: 22.4°C

DASY6 Configuration:

- Probe: EX3DV4 - SN3976; ConvF(7.79, 7.79, 7.79); Calibrated: 2023-02-21
- Sensor-Surface: 1.4 mm
- Electronics: DAE4 Sn656; Calibrated: 2023-01-23
- Phantom: ELI V8.0 (20deg probe tilt); Serial: 2192; Section: Flat
- Measurement Software: 16.2.4.2524
- UID: CW

Pin=17.0dBm/Area Scan (40.0 mm x 80.0 mm): Measurement Grid: 10.0 mm x 10.0 mm

SAR (1g) = 2.67 W/kg; SAR (10g) = 1.19 W/kg;

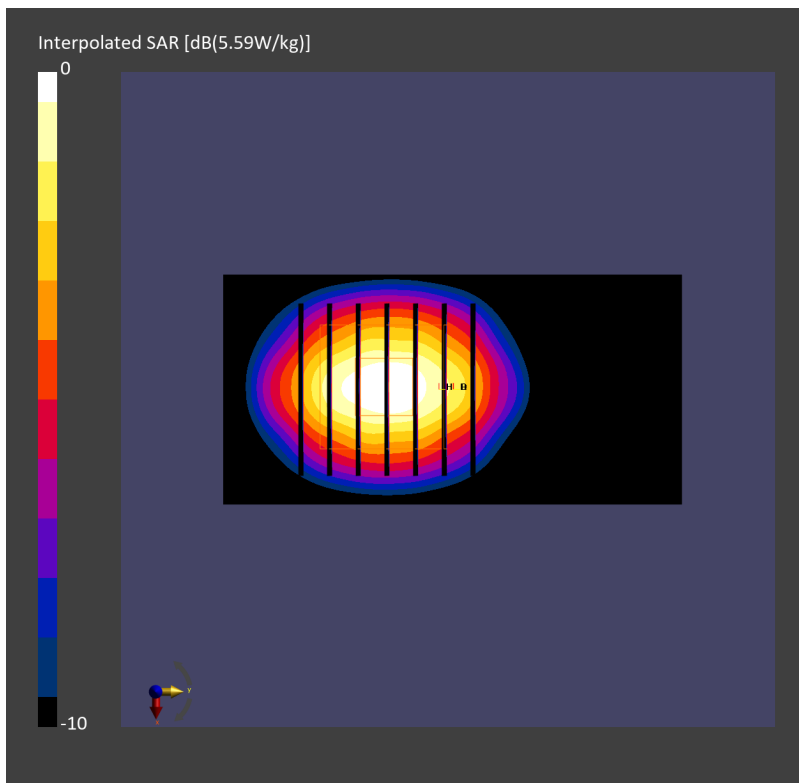
Pin=17.0dBm/Zoom Scan (30.0 mm x 30.0 mm x 30.0 mm): Measurement Grid: 5.0 mm x 5.0 mm x 1.5 mm

Power Drift = -0.13 dB

SAR (1g) = 2.63 W/kg; SAR (8g) = 1.32 W/kg; SAR (10g) = 1.19 W/kg

Smallest distance from peaks to all points 3 dB below = 8.6 mm

Ratio of SAR at M2 to SAR at M1 = 79.9 %



System Check_Head_3500MHz

DUT: D3500V2 - SN1036

Communication System: CW; Frequency: 3500.000 MHz; Duty Cycle: 1:1

Medium: HSL_3500_231204 Medium parameters used: $f=3500.000$ MHz; $\sigma=2.98$ S/m; $\epsilon_r=37.9$

Ambient Temperature: 23.5°C; Liquid Temperature: 22.5°C

DASY6 Configuration:

- Probe: EX3DV4 - SN3976; ConvF(7.01, 7.01, 7.01); Calibrated: 2023-02-21
- Sensor-Surface: 1.4 mm
- Electronics: DAE4 Sn656; Calibrated: 2023-01-23
- Phantom: ELI V8.0 (20deg probe tilt); Serial: 2192; Section: Flat
- Measurement Software: 16.2.4.2524
- UID: CW

Pin=17.0dBm/Area Scan (40.0 mm x 80.0 mm): Measurement Grid: 10.0 mm x 10.0 mm

SAR (1g) = 3.15 W/kg; SAR (10g) = 1.22 W/kg;

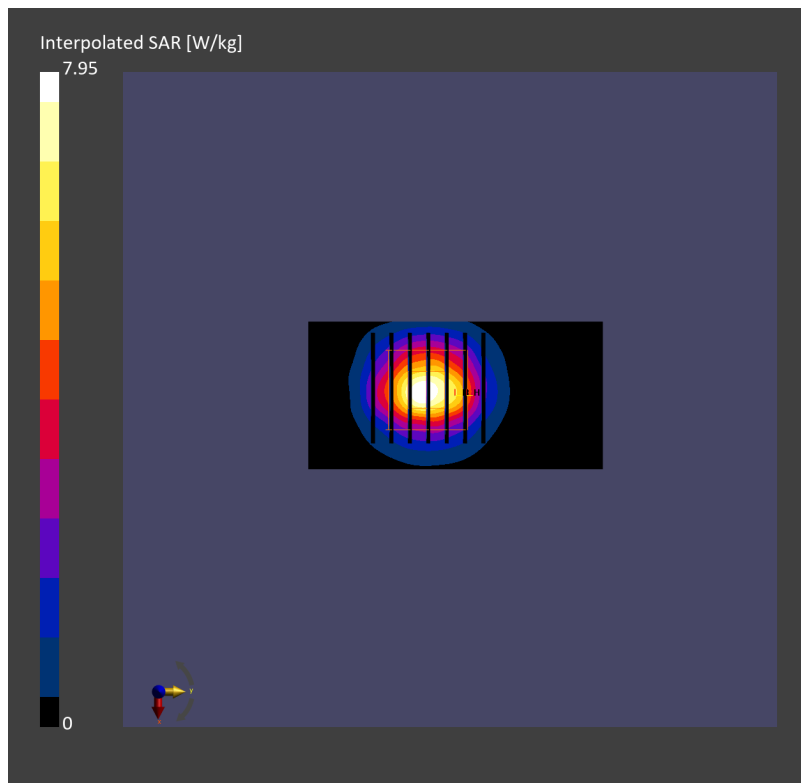
Pin=17.0dBm/Zoom Scan (28.0 mm x 28.0 mm x 28.0 mm): Measurement Grid: 5.0 mm x 5.0 mm x 1.4 mm

Power Drift = -0.01 dB

SAR (1g) = 3.19 W/kg; SAR (8g) = 1.40 W/kg; SAR (10g) = 1.24 W/kg

Smallest distance from peaks to all points 3 dB below = 8.6 mm

Ratio of SAR at M2 to SAR at M1 = 77.0 %



System Check_Head_3500MHz

DUT: D3500V2 - SN1036

Communication System: CW; Frequency: 3500.000 MHz; Duty Cycle: 1:1
Medium: HSL_3500_231205 Medium parameters used: $f=3500.000$ MHz; $\sigma=2.99$ S/m; $\epsilon_r=38.0$
Ambient Temperature: 23.7°C; Liquid Temperature: 22.7°C

DASY6 Configuration:

- Probe: EX3DV4 - SN7791; ConvF(6.07, 6.76, 6.09); Calibrated: 2023-02-22
- Sensor-Surface: 1.4 mm
- Electronics: DAE4 Sn316; Calibrated: 2023-01-23
- Phantom: ELI V8.0 (20deg probe tilt); Serial: 2055; Section: Flat
- Measurement Software: 16.2.4.2524
- UID: CW

Pin=17.0dBm/Area Scan (40.0 mm x 80.0 mm): Measurement Grid: 10.0 mm x 10.0 mm
SAR (1g) = 3.15 W/kg; SAR (10g) = 1.24 W/kg;

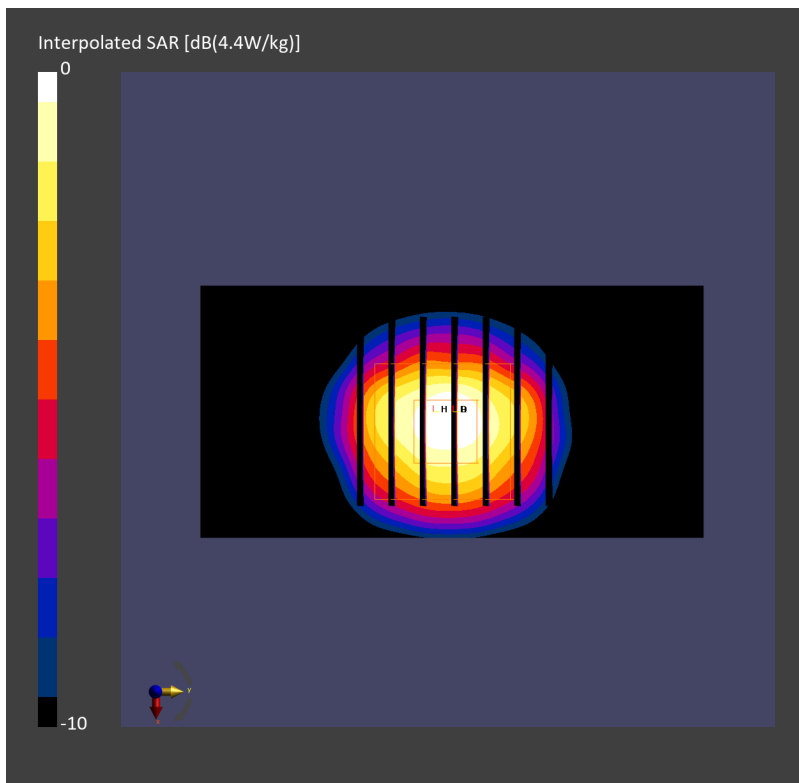
Pin=17.0dBm/Zoom Scan (28.0 mm x 28.0 mm x 28.0 mm): Measurement Grid: 5.0 mm x 5.0 mm x 1.4 mm

Power Drift = 0.01 dB

SAR (1g) = 3.27 W/kg; SAR (8g) = 1.41 W/kg; SAR (10g) = 1.25 W/kg

Smallest distance from peaks to all points 3 dB below = 8.0 mm

Ratio of SAR at M2 to SAR at M1 = 76.2 %



System Check_Head_3500MHz

DUT: D3500V2 - SN1036

Communication System: CW; Frequency: 3500.000 MHz; Duty Cycle: 1:1
Medium: HSL_3500_231207 Medium parameters used: $f=3500.000$ MHz; $\sigma=3.01$ S/m; $\epsilon_r=37.8$
Ambient Temperature: 23.4°C; Liquid Temperature: 22.4°C

DASY6 Configuration:

- Probe: EX3DV4 - SN3976; ConvF(7.01, 7.01, 7.01); Calibrated: 2023-02-21
- Sensor-Surface: 1.4 mm
- Electronics: DAE4 Sn656; Calibrated: 2023-01-23
- Phantom: ELI V8.0 (20deg probe tilt); Serial: 2192; Section: Flat
- Measurement Software: 16.2.4.2524
- UID: CW

Pin=17.0dBm/Area Scan (40.0 mm x 80.0 mm): Measurement Grid: 10.0 mm x 10.0 mm
SAR (1g) = 3.21 W/kg; SAR (10g) = 1.24 W/kg;

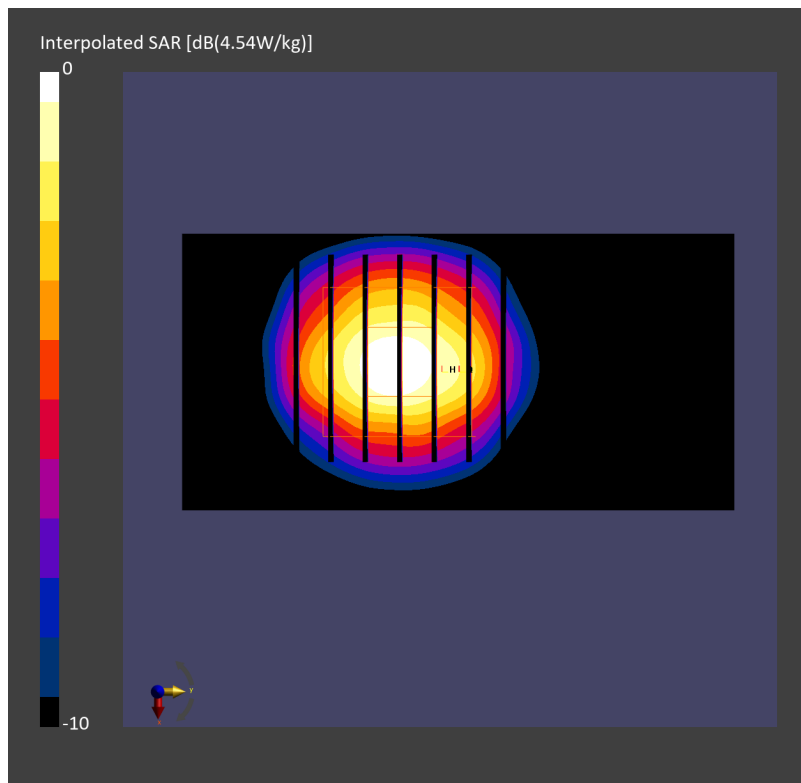
Pin=17.0dBm/Zoom Scan (28.0 mm x 28.0 mm x 28.0 mm): Measurement Grid: 5.0 mm x 5.0 mm x 1.4 mm

Power Drift = -0.00 dB

SAR (1g) = 3.26 W/kg; SAR (8g) = 1.43 W/kg; SAR (10g) = 1.27 W/kg

Smallest distance from peaks to all points 3 dB below = 8.1 mm

Ratio of SAR at M2 to SAR at M1 = 76.5 %



System Check_Head_3500MHz

DUT: D3500V2 - SN1036

Communication System: CW; Frequency: 3500.000 MHz; Duty Cycle: 1:1

Medium: HSL_3500_231215 Medium parameters used: $f = 3500.000$ MHz; $\sigma = 2.93$ S/m; $\epsilon_r = 37.5$

Ambient Temperature: 23.5°C; Liquid Temperature: 22.5°C

DASY6 Configuration:

- Probe: EX3DV4 - SN3976; ConvF(7.01, 7.01, 7.01); Calibrated: 2023-02-21
- Sensor-Surface: 1.4 mm
- Electronics: DAE4 Sn656; Calibrated: 2023-01-23
- Phantom: ELI V8.0 (20deg probe tilt); Serial: 2192; Section: Flat
- Measurement Software: 16.2.4.2524
- UID: CW

Pin=17.0dBm/Area Scan (40.0 mm x 80.0 mm): Measurement Grid: 10.0 mm x 10.0 mm

SAR (1g) = 3.21 W/kg; SAR (10g) = 1.23 W/kg;

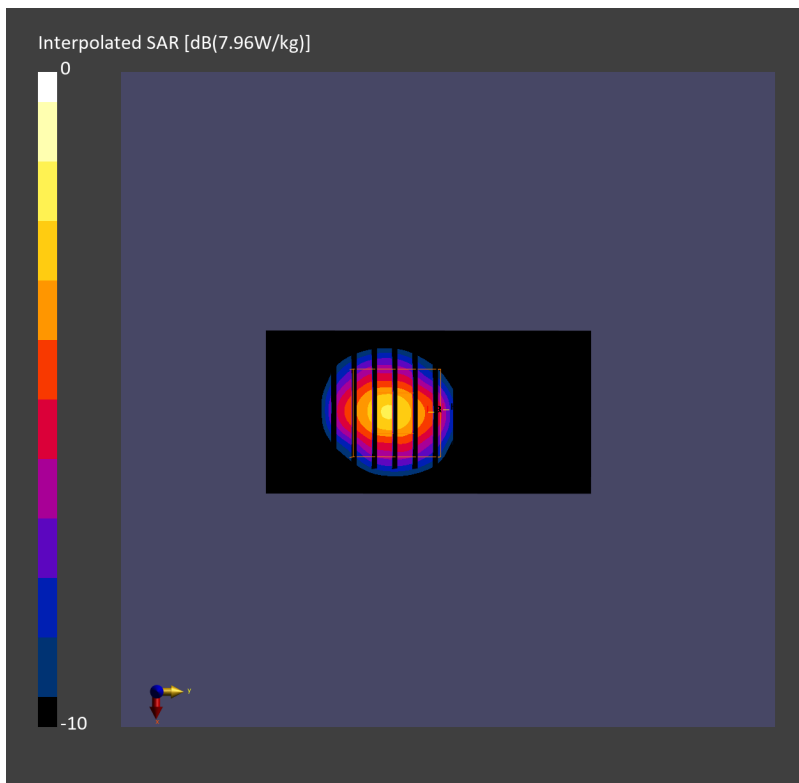
Pin=17.0dBm/Zoom Scan (28.0 mm x 28.0 mm x 28.0 mm): Measurement Grid: 5.0 mm x 5.0 mm x 1.4 mm

Power Drift = -0.02 dB

SAR (1g) = 3.19 W/kg; SAR (8g) = 1.41 W/kg; SAR (10g) = 1.25 W/kg

Smallest distance from peaks to all points 3 dB below = 8.6 mm

Ratio of SAR at M2 to SAR at M1 = 77.0 %



System Check_Head_3700MHz

DUT: D3700V2 - SN1006

Communication System: CW; Frequency: 3700.000 MHz; Duty Cycle: 1:1

Medium: HSL_3700_231204 Medium parameters used: $f=3700.000$ MHz; $\sigma=3.17$ S/m; $\epsilon_r=37.7$

Ambient Temperature: 23.5°C; Liquid Temperature: 22.5°C

DASY6 Configuration:

- Probe: EX3DV4 - SN3976; ConvF(6.96, 6.96, 6.96); Calibrated: 2023-02-21
- Sensor-Surface: 1.4 mm
- Electronics: DAE4 Sn656; Calibrated: 2023-01-23
- Phantom: ELI V8.0 (20deg probe tilt); Serial: 2192; Section: Flat
- Measurement Software: 16.2.4.2524
- UID: CW

Pin=17.0dBm/Area Scan (40.0 mm x 80.0 mm): Measurement Grid: 10.0 mm x 10.0 mm

SAR (1g) = 3.18 W/kg; SAR (10g) = 1.20 W/kg;

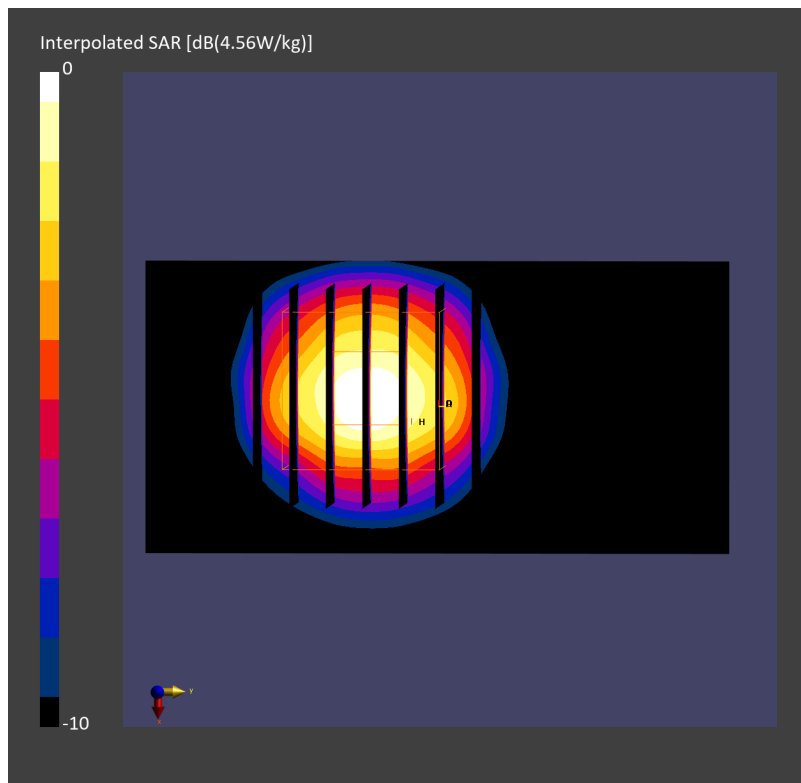
Pin=17.0dBm/Zoom Scan (28.0 mm x 28.0 mm x 28.0 mm): Measurement Grid: 5.0 mm x 5.0 mm x 1.4 mm

Power Drift = 0.01 dB

SAR (1g) = 3.27 W/kg; SAR (8g) = 1.40 W/kg; SAR (10g) = 1.23 W/kg

Smallest distance from peaks to all points 3 dB below = 8.6 mm

Ratio of SAR at M2 to SAR at M1 = 75.6 %



System Check_Head_3700MHz

DUT: D3700V2 - SN1006

Communication System: CW; Frequency: 3700.000 MHz; Duty Cycle: 1:1

Medium: HSL_3700_231207 Medium parameters used: $f=3700.000$ MHz; $\sigma=3.20$ S/m; $\epsilon_r=37.5$

Ambient Temperature: 23.4°C; Liquid Temperature: 22.4°C

DASY6 Configuration:

- Probe: EX3DV4 - SN3976; ConvF(6.96, 6.96, 6.96); Calibrated: 2023-02-21
- Sensor-Surface: 1.4 mm
- Electronics: DAE4 Sn656; Calibrated: 2023-01-23
- Phantom: ELI V8.0 (20deg probe tilt); Serial: 2192; Section: Flat
- Measurement Software: 16.2.4.2524
- UID: CW

Pin=17.0dBm/Area Scan (40.0 mm x 80.0 mm): Measurement Grid: 10.0 mm x 10.0 mm

SAR (1g) = 3.32 W/kg; SAR (10g) = 1.24 W/kg;

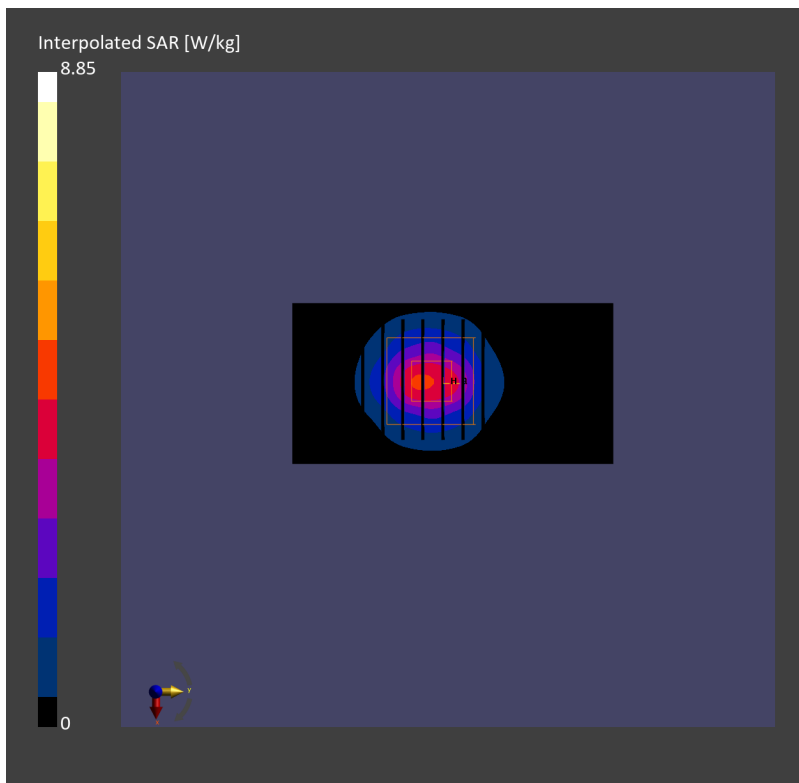
Pin=17.0dBm/Zoom Scan (28.0 mm x 28.0 mm x 28.0 mm): Measurement Grid: 5.0 mm x 5.0 mm x 1.4 mm

Power Drift = -0.02 dB

SAR (1g) = 3.34 W/kg; SAR (8g) = 1.42 W/kg; SAR (10g) = 1.25 W/kg

Smallest distance from peaks to all points 3 dB below = 8.0 mm

Ratio of SAR at M2 to SAR at M1 = 75.3 %



System Check_Head_3700MHz

DUT: D3700V2 - SN1006

Communication System: CW; Frequency: 3700.000 MHz; Duty Cycle: 1:1

Medium: HSL_3700_231207 Medium parameters used: $f=3700.000$ MHz; $\sigma=3.21$ S/m; $\epsilon_r=37.8$

Ambient Temperature: 23.7°C; Liquid Temperature: 22.7°C

DASY6 Configuration:

- Probe: EX3DV4 - SN7791; ConvF(6.16, 6.86, 6.18); Calibrated: 2023-02-22
- Sensor-Surface: 1.4 mm
- Electronics: DAE4 Sn316; Calibrated: 2023-01-23
- Phantom: ELI V8.0 (20deg probe tilt); Serial: 2055; Section: Flat
- Measurement Software: 16.2.4.2524
- UID: CW

Pin=17.0dBm/Area Scan (40.0 mm x 80.0 mm): Measurement Grid: 10.0 mm x 10.0 mm

SAR (1g) = 3.27 W/kg; SAR (10g) = 1.20 W/kg;

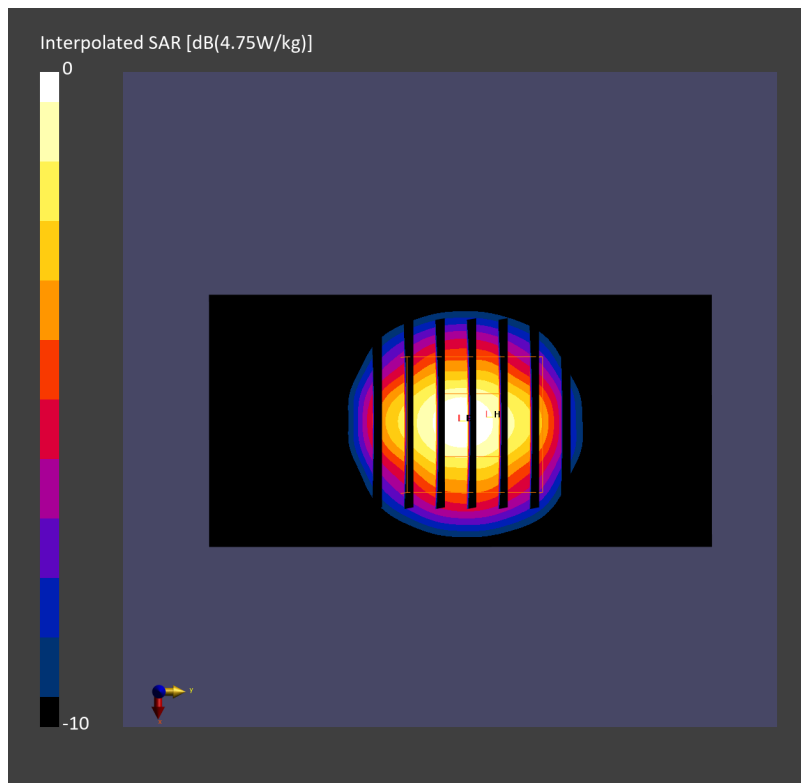
Pin=17.0dBm/Zoom Scan (28.0 mm x 28.0 mm x 28.0 mm): Measurement Grid: 5.0 mm x 5.0 mm x 1.4 mm

Power Drift = 0.00 dB

SAR (1g) = 3.31 W/kg; SAR (8g) = 1.38 W/kg; SAR (10g) = 1.22 W/kg

Smallest distance from peaks to all points 3 dB below = 8.0 mm

Ratio of SAR at M2 to SAR at M1 = 75.3 %



System Check_Head_3700MHz

DUT: D3700V2 - SN1006

Communication System: CW; Frequency: 3700.000 MHz; Duty Cycle: 1:1

Medium: HSL_3700_231215 Medium parameters used: $f=3700.000$ MHz; $\sigma=3.12$ S/m; $\epsilon_r=37.2$

Ambient Temperature: 23.5°C; Liquid Temperature: 22.5°C

DASY6 Configuration:

- Probe: EX3DV4 - SN3976; ConvF(6.96, 6.96, 6.96); Calibrated: 2023-02-21
- Sensor-Surface: 1.4 mm
- Electronics: DAE4 Sn656; Calibrated: 2023-01-23
- Phantom: ELI V8.0 (20deg probe tilt); Serial: 2192; Section: Flat
- Measurement Software: 16.2.4.2524
- UID: CW

Pin=17.0dBm/Area Scan (40.0 mm x 80.0 mm): Measurement Grid: 10.0 mm x 10.0 mm

SAR (1g) = 3.18 W/kg; SAR (10g) = 1.24 W/kg;

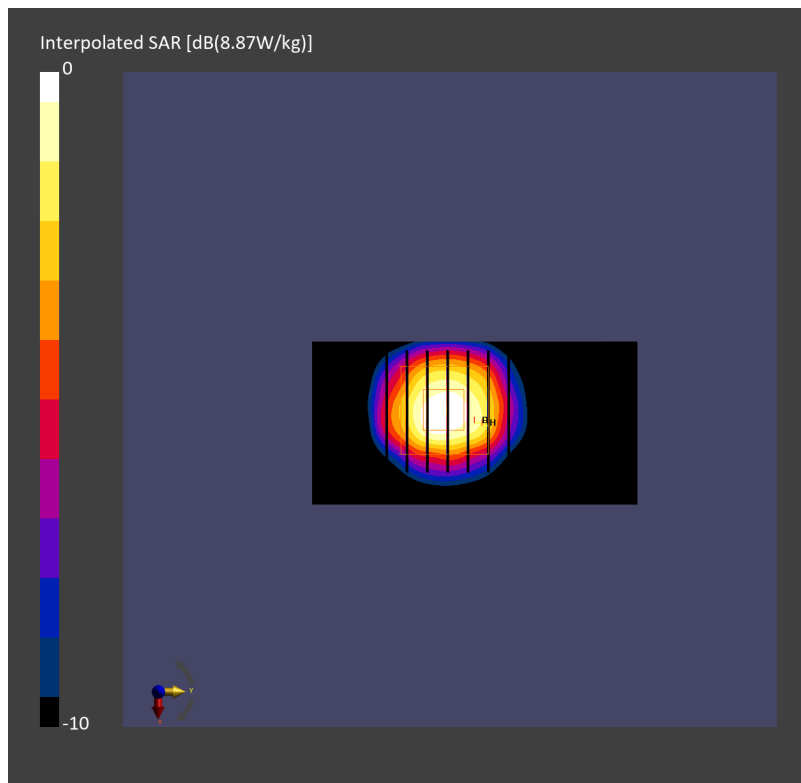
Pin=17.0dBm/Zoom Scan (28.0 mm x 28.0 mm x 28.0 mm): Measurement Grid: 5.0 mm x 5.0 mm x 1.4 mm

Power Drift = -0.02 dB

SAR (1g) = 3.35 W/kg; SAR (8g) = 1.42 W/kg; SAR (10g) = 1.25 W/kg

Smallest distance from peaks to all points 3 dB below = 8.0 mm

Ratio of SAR at M2 to SAR at M1 = 75.3 %



System Check_Head_3900MHz

DUT: D3900V2 - SN1092

Communication System: CW; Frequency: 3900.000 MHz; Duty Cycle: 1:1

Medium: HSL_3900_231204 Medium parameters used: $f=3900.000$ MHz; $\sigma=3.38$ S/m; $\epsilon_r=37.4$

Ambient Temperature: 23.5°C; Liquid Temperature: 22.5°C

DASY6 Configuration:

- Probe: EX3DV4 - SN3976; ConvF(6.87, 6.87, 6.87); Calibrated: 2023-02-21
- Sensor-Surface: 1.4 mm
- Electronics: DAE4 Sn656; Calibrated: 2023-01-23
- Phantom: ELI V8.0 (20deg probe tilt); Serial: 2192; Section: Flat
- Measurement Software: 16.2.4.2524
- UID: CW

Pin=17.0dBm/Area Scan (40.0 mm x 80.0 mm): Measurement Grid: 10.0 mm x 10.0 mm

SAR (1g) = 3.23 W/kg; SAR (10g) = 1.17 W/kg;

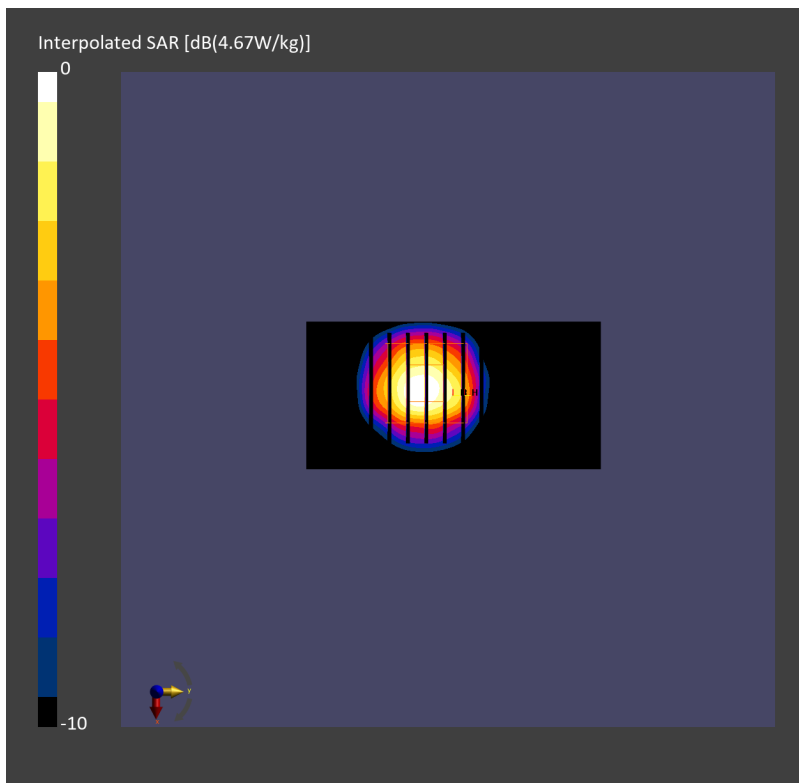
Pin=17.0dBm/Zoom Scan (28.0 mm x 28.0 mm x 28.0 mm): Measurement Grid: 5.0 mm x 5.0 mm x 1.4 mm

Power Drift = -0.00 dB

SAR (1g) = 3.40 W/kg; SAR (8g) = 1.39 W/kg; SAR (10g) = 1.22 W/kg

Smallest distance from peaks to all points 3 dB below = 8.0 mm

Ratio of SAR at M2 to SAR at M1 = 74.6 %



System Check_Head_3900MHz

DUT: D3900V2 - SN1092

Communication System: CW; Frequency: 3900.000 MHz; Duty Cycle: 1:1

Medium: HSL_3900_231209 Medium parameters used: $f=3900.000$ MHz; $\sigma=3.42$ S/m; $\epsilon_r=37.6$

Ambient Temperature: 23.7°C; Liquid Temperature: 22.7°C

DASY6 Configuration:

- Probe: EX3DV4 - SN7791; ConvF(5.83, 6.5, 5.84); Calibrated: 2023-02-22
- Sensor-Surface: 1.4 mm
- Electronics: DAE4 Sn316; Calibrated: 2023-01-23
- Phantom: ELI V8.0 (20deg probe tilt); Serial: 2055; Section: Flat
- Measurement Software: 16.2.4.2524
- UID: CW

Pin=17.0dBm/Area Scan (40.0 mm x 80.0 mm): Measurement Grid: 10.0 mm x 10.0 mm

SAR (1g) = 3.10 W/kg; SAR (10g) = 1.10 W/kg;

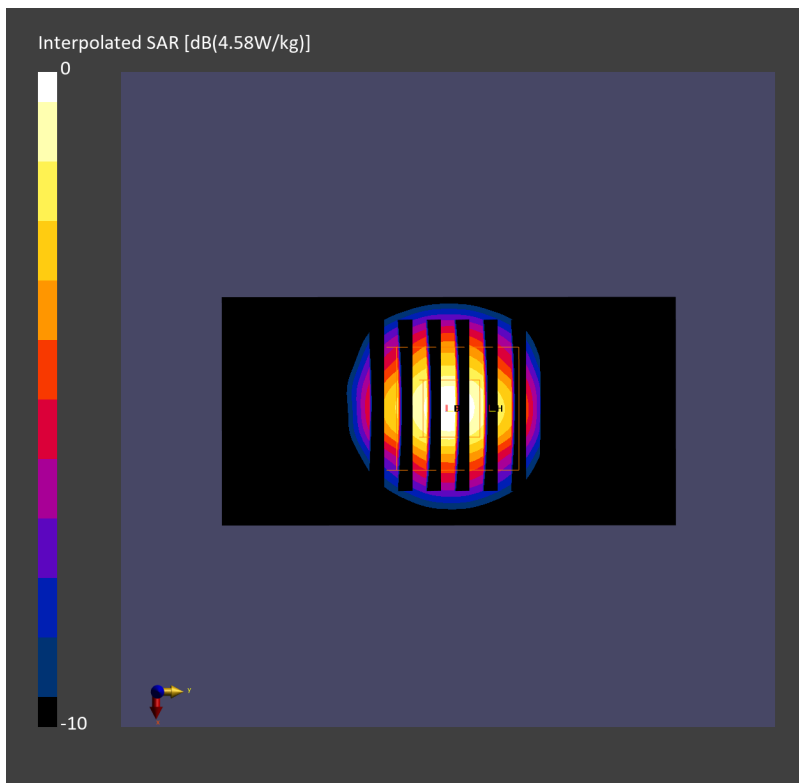
Pin=17.0dBm/Zoom Scan (28.0 mm x 28.0 mm x 28.0 mm): Measurement Grid: 5.0 mm x 5.0 mm x 1.4 mm

Power Drift = 0.01 dB

SAR (1g) = 3.14 W/kg; SAR (8g) = 1.28 W/kg; SAR (10g) = 1.12 W/kg

Smallest distance from peaks to all points 3 dB below = 8.1 mm

Ratio of SAR at M2 to SAR at M1 = 72.2 %



System Check_Head_3900MHz

DUT: D3900V2 - SN1092

Communication System: CW; Frequency: 3900.000 MHz; Duty Cycle: 1:1

Medium: HSL_3900_231215 Medium parameters used: $f=3900.000$ MHz; $\sigma=3.32$ S/m; $\epsilon_r=36.9$

Ambient Temperature: 23.5°C; Liquid Temperature: 22.5°C

DASY6 Configuration:

- Probe: EX3DV4 - SN3976; ConvF(6.87, 6.87, 6.87); Calibrated: 2023-02-21
- Sensor-Surface: 1.4 mm
- Electronics: DAE4 Sn656; Calibrated: 2023-01-23
- Phantom: ELI V8.0 (20deg probe tilt); Serial: 2192; Section: Flat
- Measurement Software: 16.2.4.2524
- UID: CW

Pin=17.0dBm/Area Scan (40.0 mm x 80.0 mm): Measurement Grid: 10.0 mm x 10.0 mm

SAR (1g) = 2.88 W/kg; SAR (10g) = 1.07 W/kg;

Pin=17.0dBm/Zoom Scan (28.0 mm x 28.0 mm x 28.0 mm): Measurement Grid: 5.0 mm x 5.0 mm x 1.4 mm

Power Drift = 0.01 dB

SAR (1g) = 3.12 W/kg; SAR (8g) = 1.28 W/kg; SAR (10g) = 1.13 W/kg

Smallest distance from peaks to all points 3 dB below = 8.1 mm

Ratio of SAR at M2 to SAR at M1 = 74.5 %

