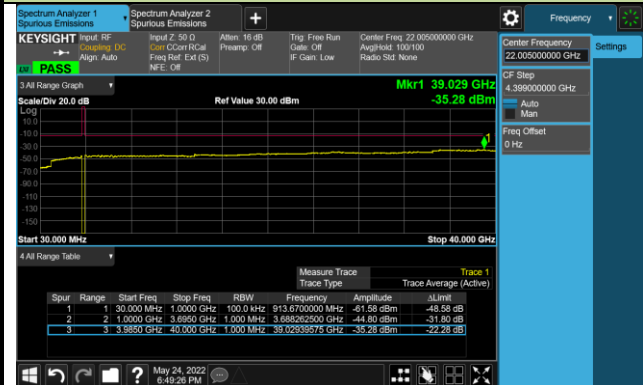
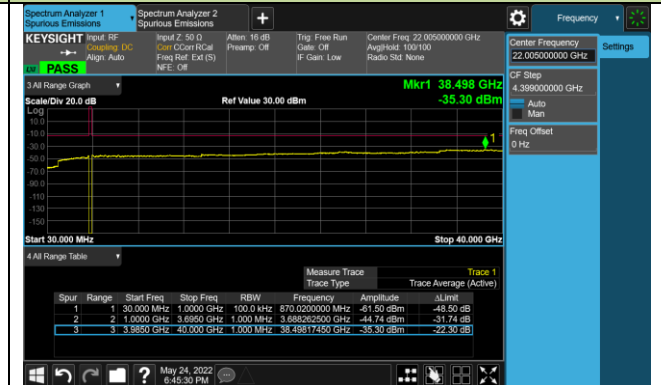


60MHz Channel Bandwidth

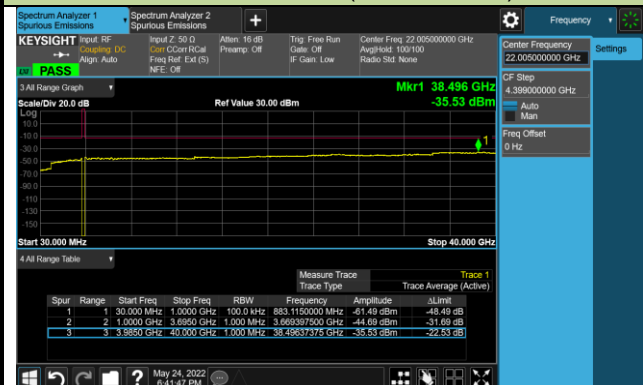
Channel 648668 (3730.02MHz)



Channel 656000 (3840.00MHz)

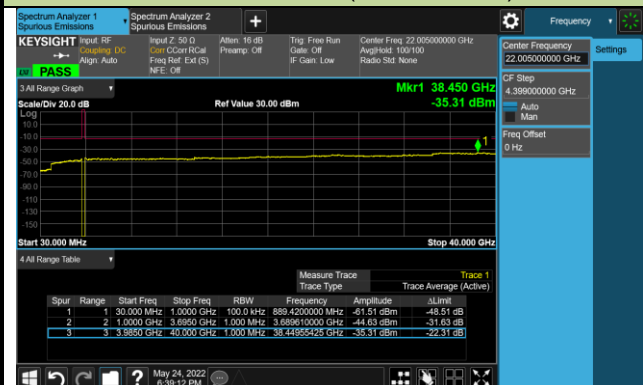


Channel 663332 (3949.98MHz)

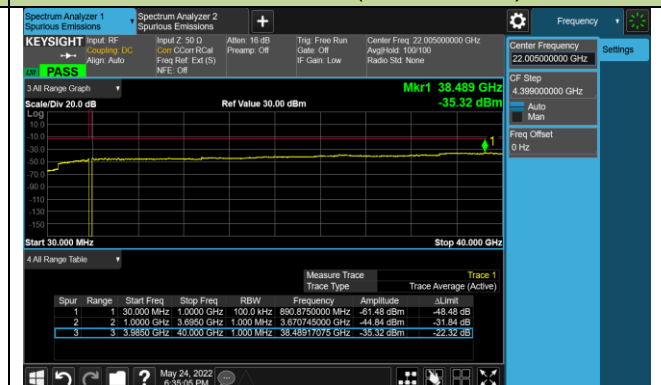


70MHz Channel Bandwidth

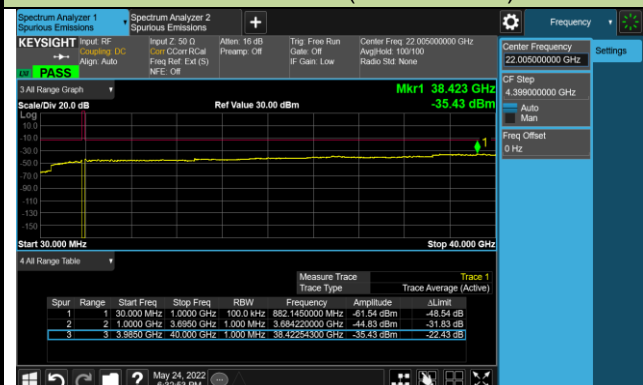
Channel 649000 (3735.00MHz)



Channel 656000 (3840.00MHz)

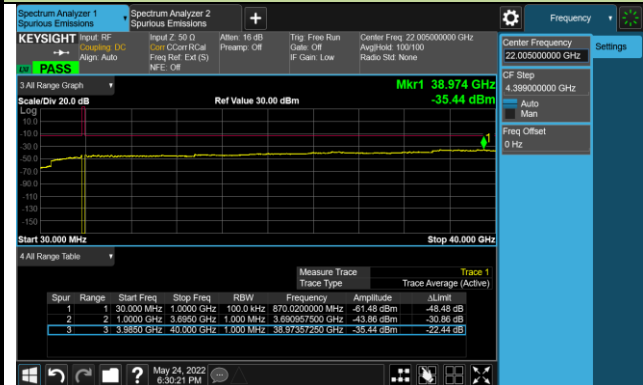


Channel 663000 (3945.00MHz)

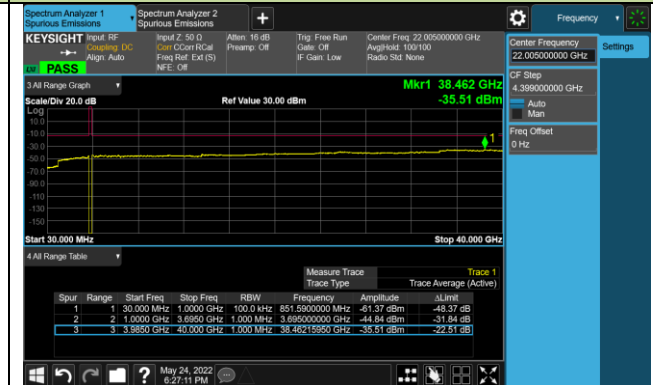


80MHz Channel Bandwidth

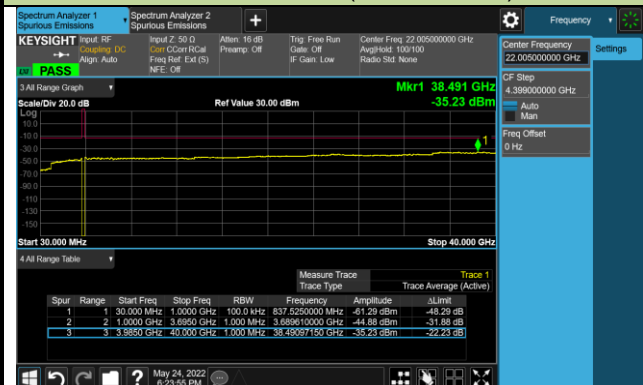
Channel 649334 (3740.01MHz)



Channel 656000 (3840.00MHz)

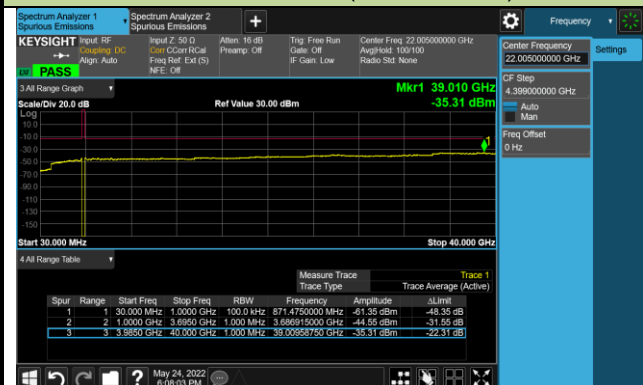


Channel 662666 (3939.99MHz)

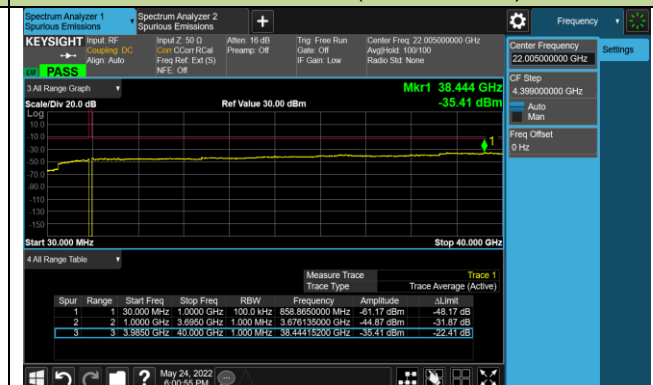


90MHz Channel Bandwidth

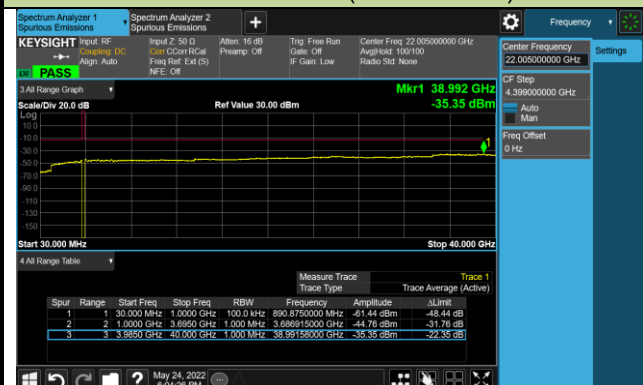
Channel 649668 (3745.02MHz)

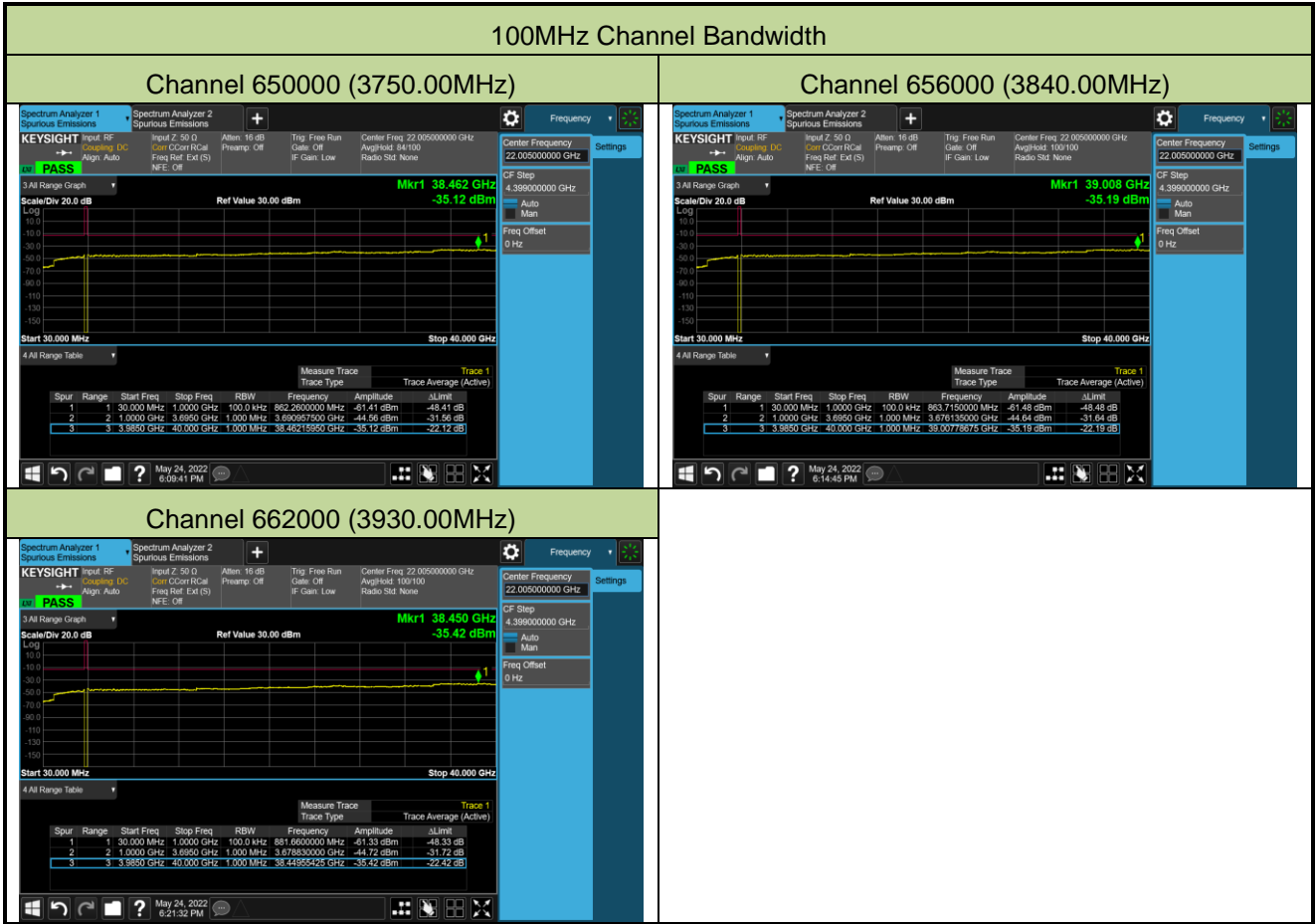


Channel 656000 (3840.00MHz)



Channel 662332 (3934.98MHz)



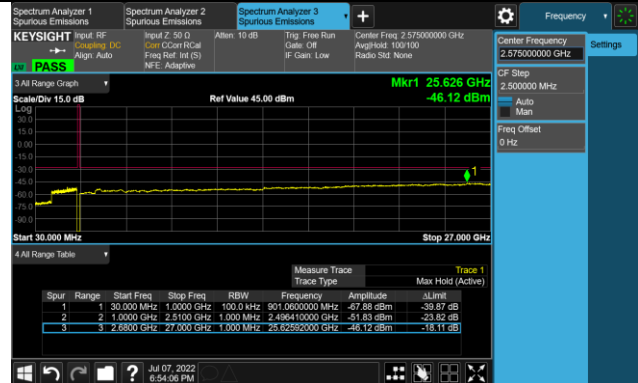


Test Site	SIP-SR1	Test Engineer	Cloud Guo
Test Date	2022/07/07	Test Band	n38_MIMO_HPUE (Port 1)

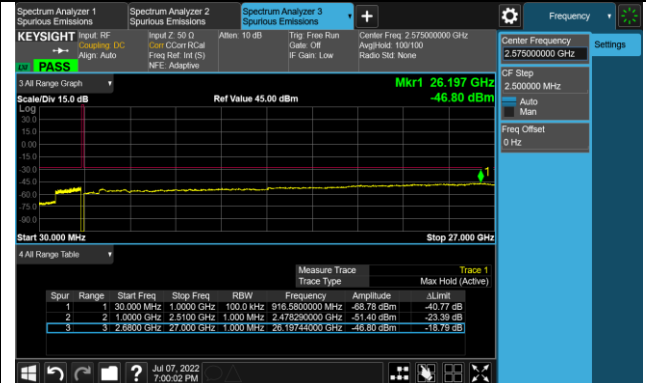
Frequency (MHz)	Channel Bandwidth (MHz)	Frequency Range (MHz)	Max Spurious Emissions (dBm)	Limit (dBm)	Result
2575.0	10	30 ~ 27000	-46.12	≤ -28.01	Pass
2595.0	10	30 ~ 27000	-46.80	≤ -28.01	Pass
2615.0	10	30 ~ 27000	-46.44	≤ -28.01	Pass
2577.5	15	30 ~ 27000	-46.54	≤ -28.01	Pass
2595.0	15	30 ~ 27000	-46.57	≤ -28.01	Pass
2612.5	15	30 ~ 27000	-46.40	≤ -28.01	Pass
2580.0	20	30 ~ 27000	-46.68	≤ -28.01	Pass
2595.0	20	30 ~ 27000	-47.12	≤ -28.01	Pass
2610.0	20	30 ~ 27000	-46.60	≤ -28.01	Pass
2585.0	30	30 ~ 27000	-46.58	≤ -28.01	Pass
2595.0	30	30 ~ 27000	-46.77	≤ -28.01	Pass
2605.0	30	30 ~ 27000	-46.76	≤ -28.01	Pass
2590.0	40	30 ~ 27000	-46.68	≤ -28.01	Pass
2595.0	40	30 ~ 27000	-47.01	≤ -28.01	Pass
2600.0	40	30 ~ 27000	-46.77	≤ -28.01	Pass

10MHz Channel Bandwidth

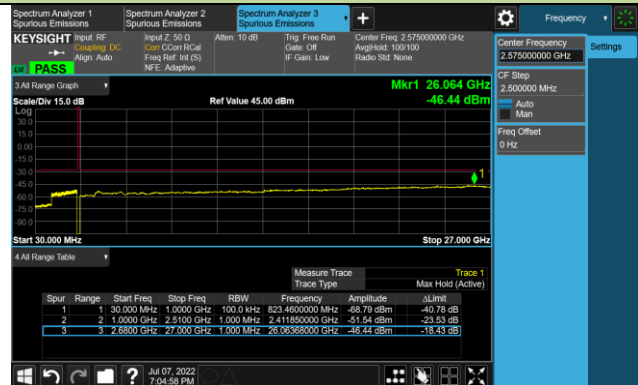
Channel 515000 (2575.0MHz)



Channel 519000 (2595.0MHz)

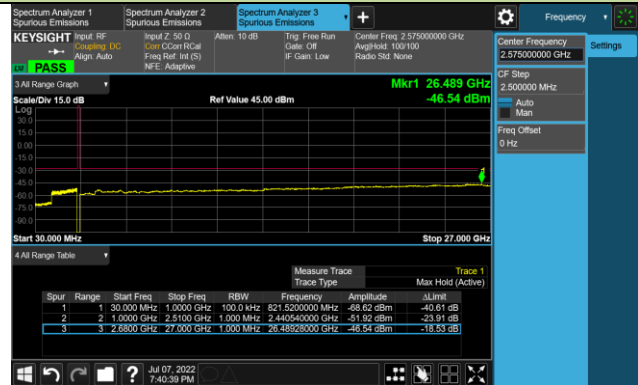


Channel 523000 (2615.0MHz)

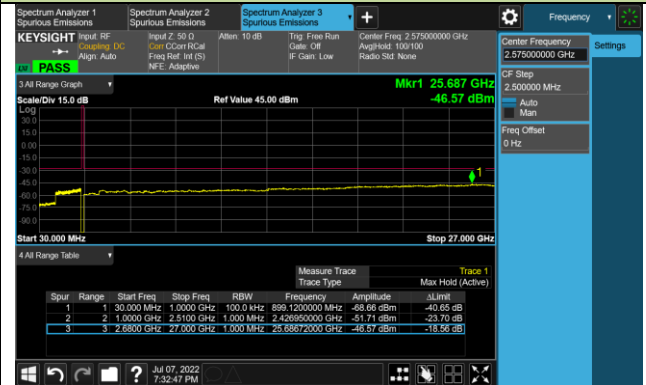


15MHz Channel Bandwidth

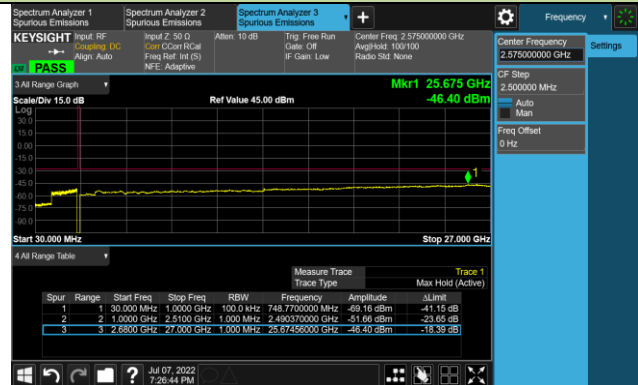
Channel 515500 (2577.5MHz)



Channel 519000 (2595.0MHz)

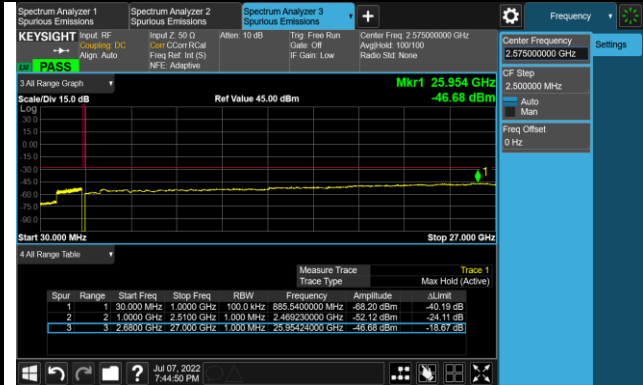


Channel 522500 (2612.5MHz)

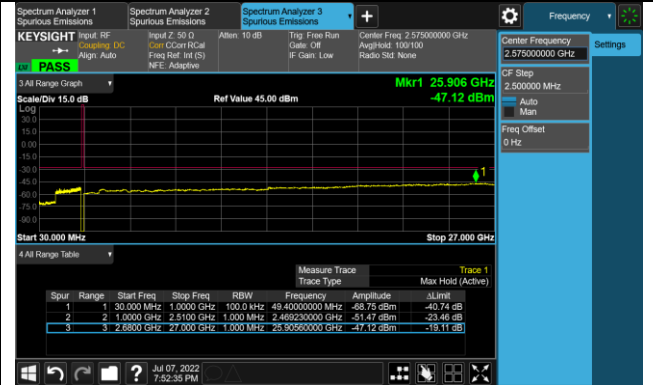


20MHz Channel Bandwidth

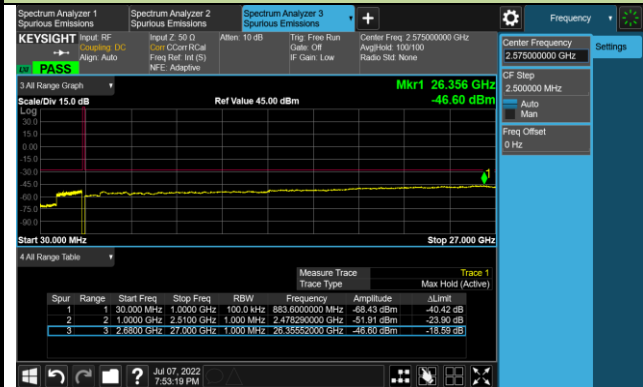
Channel 516000 (2580.0MHz)



Channel 519000 (2595.0MHz)

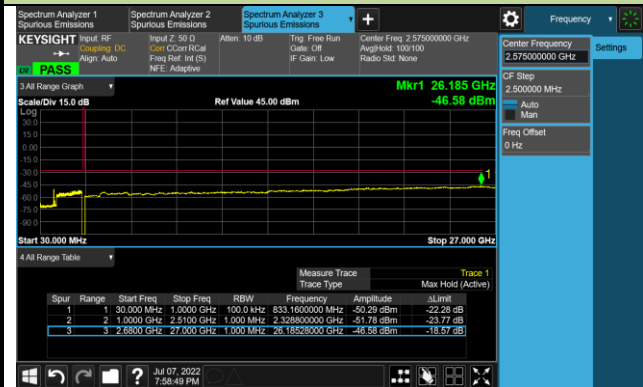


Channel 522000 (2610.0MHz)

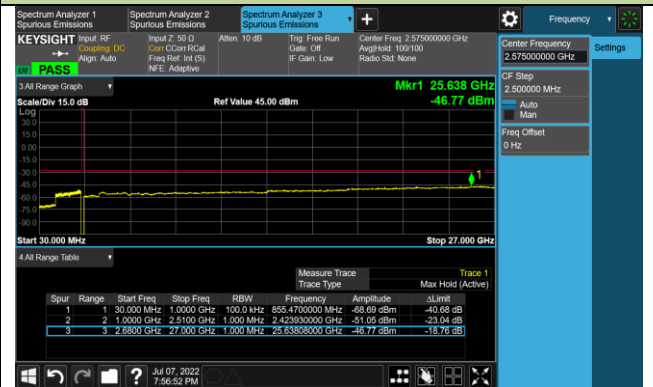


30MHz Channel Bandwidth

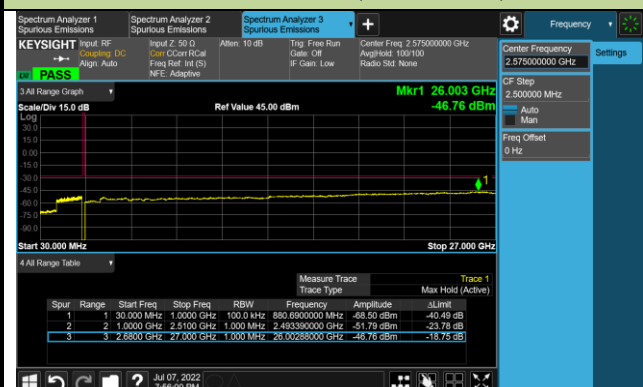
Channel 517000 (2585.0MHz)



Channel 519000 (2595.0MHz)

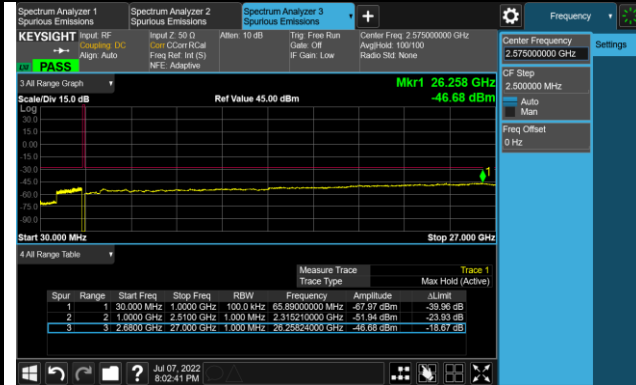


Channel 521000 (2605.0MHz)

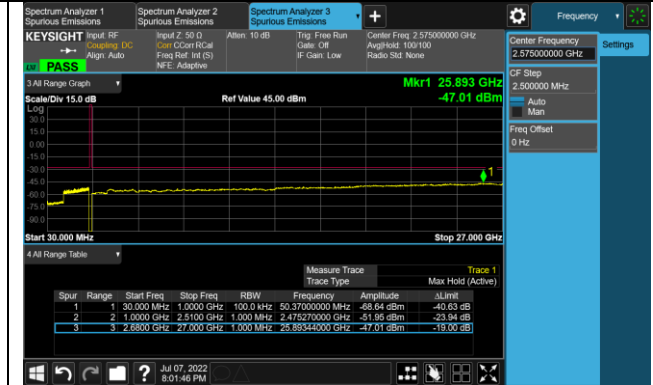


40MHz Channel Bandwidth


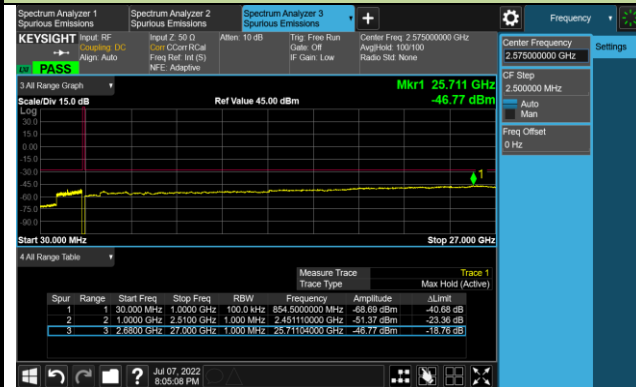
Channel 518000 (2590.0MHz)



Channel 51900 (2595.0MHz)



Channel 520000 (2600.0MHz)

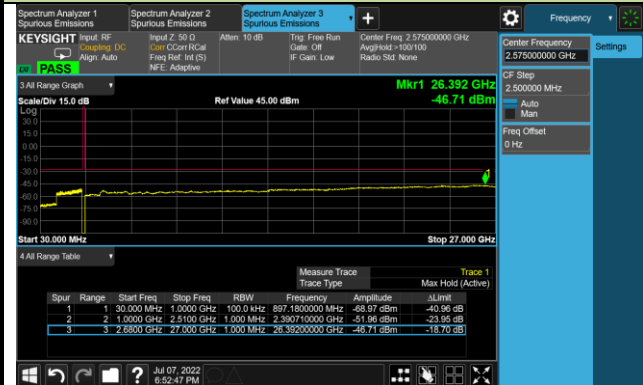


Test Site	SIP-SR1	Test Engineer	Cloud Guo
Test Date	2022/07/07	Test Band	n38_MIMO_HPUE (Port 3)

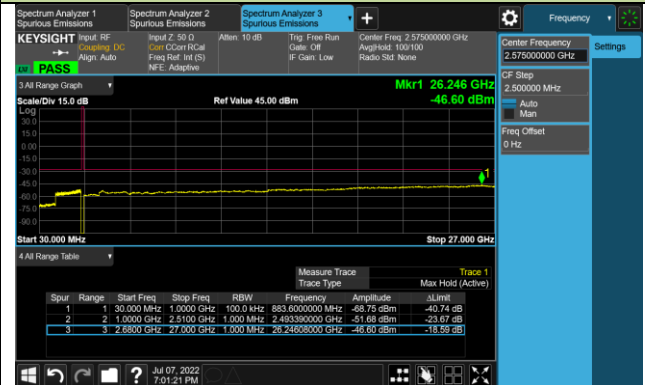
Frequency (MHz)	Channel Bandwidth (MHz)	Frequency Range (MHz)	Max Spurious Emissions (dBm)	Limit (dBm)	Result
2575.0	10	30 ~ 27000	-46.71	≤ -28.01	Pass
2595.0	10	30 ~ 27000	-46.60	≤ -28.01	Pass
2615.0	10	30 ~ 27000	-46.30	≤ -28.01	Pass
2577.5	15	30 ~ 27000	-46.09	≤ -28.01	Pass
2595.0	15	30 ~ 27000	-46.87	≤ -28.01	Pass
2612.5	15	30 ~ 27000	-46.75	≤ -28.01	Pass
2580.0	20	30 ~ 27000	-46.25	≤ -28.01	Pass
2595.0	20	30 ~ 27000	-46.49	≤ -28.01	Pass
2610.0	20	30 ~ 27000	-46.71	≤ -28.01	Pass
2585.0	30	30 ~ 27000	-46.17	≤ -28.01	Pass
2595.0	30	30 ~ 27000	-46.82	≤ -28.01	Pass
2605.0	30	30 ~ 27000	-46.28	≤ -28.01	Pass
2590.0	40	30 ~ 27000	-46.75	≤ -28.01	Pass
2595.0	40	30 ~ 27000	-46.49	≤ -28.01	Pass
2600.0	40	30 ~ 27000	-46.67	≤ -28.01	Pass

10MHz Channel Bandwidth

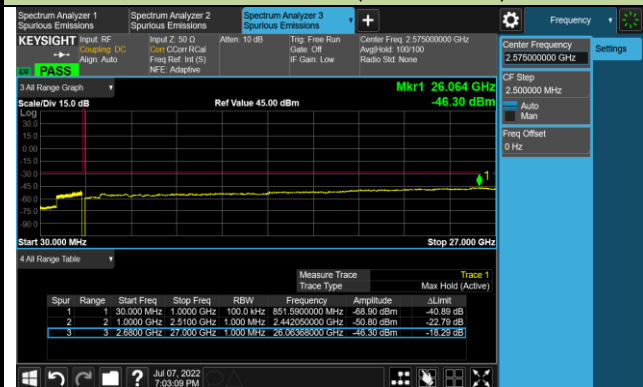
Channel 515000 (2575.0MHz)



Channel 519000 (2595.0MHz)

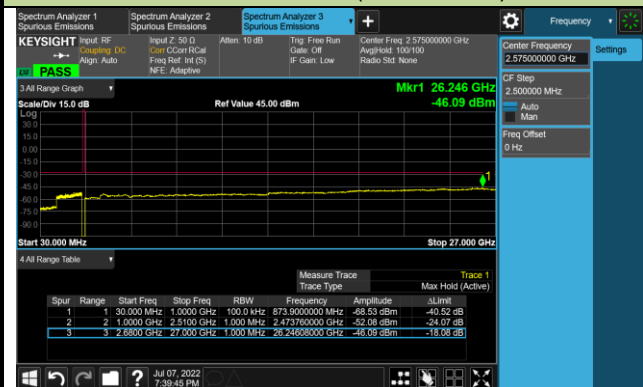


Channel 523000 (2615.0MHz)

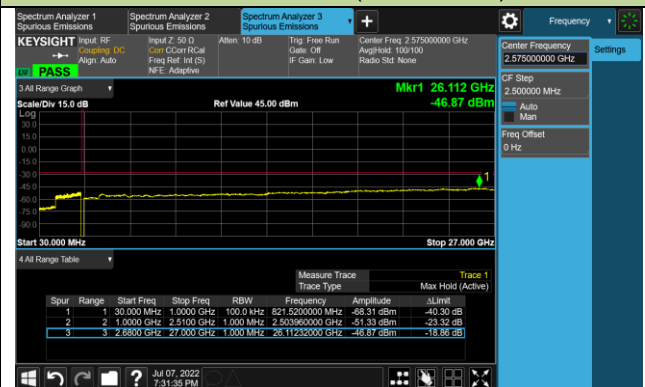


15MHz Channel Bandwidth

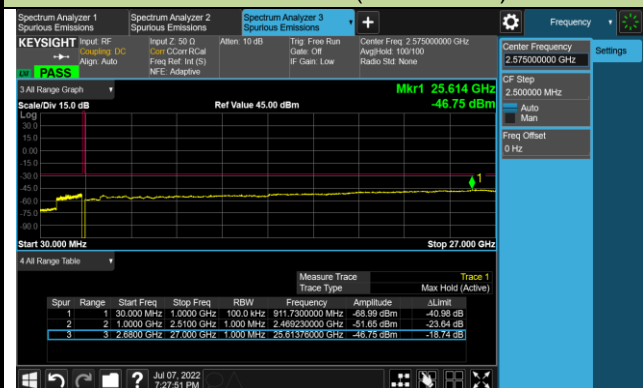
Channel 515500 (2577.5MHz)



Channel 519000 (2595.0MHz)

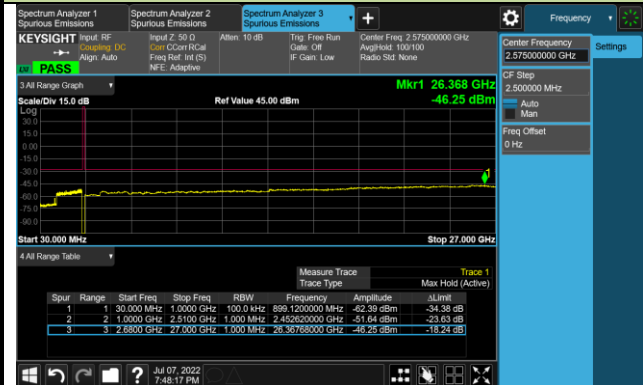


Channel 522500 (2612.5MHz)

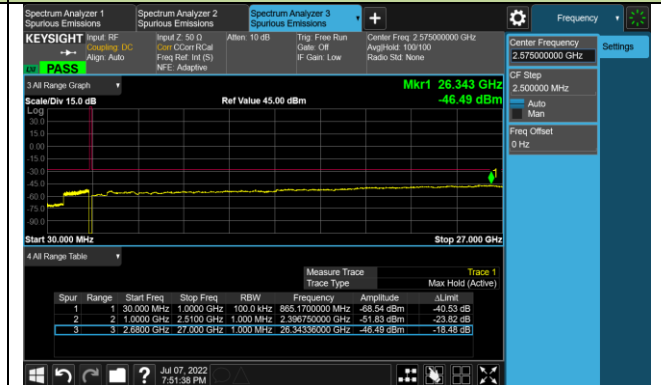


20MHz Channel Bandwidth

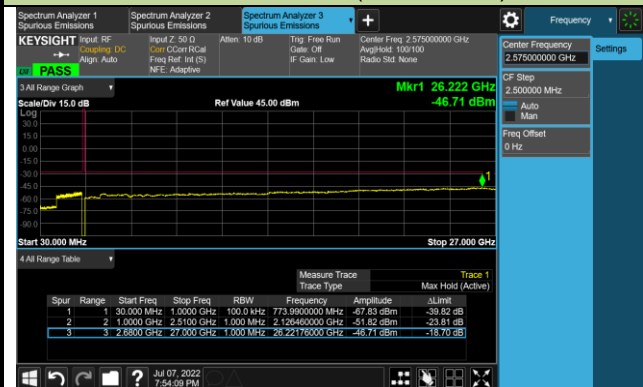
Channel 516000 (2580.0MHz)



Channel 519000 (2595.0MHz)

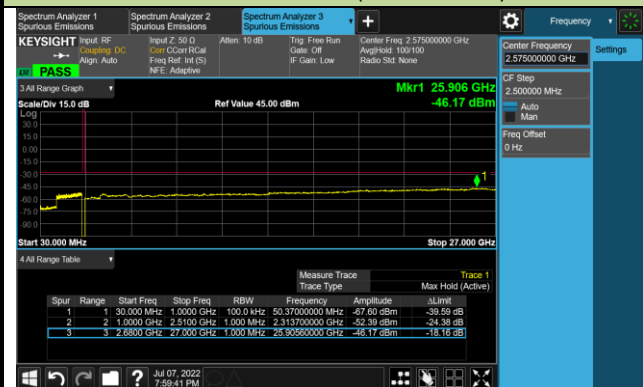


Channel 522000 (2610.0MHz)

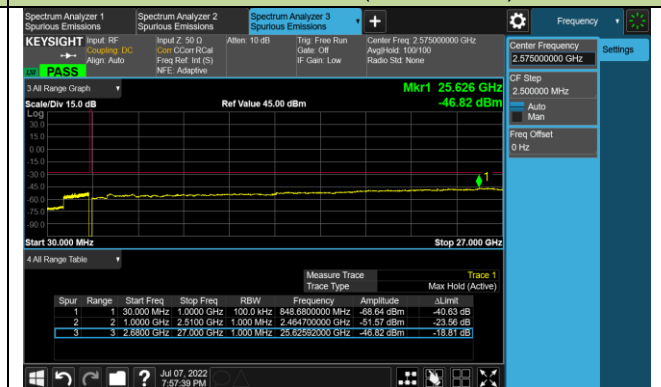


30MHz Channel Bandwidth

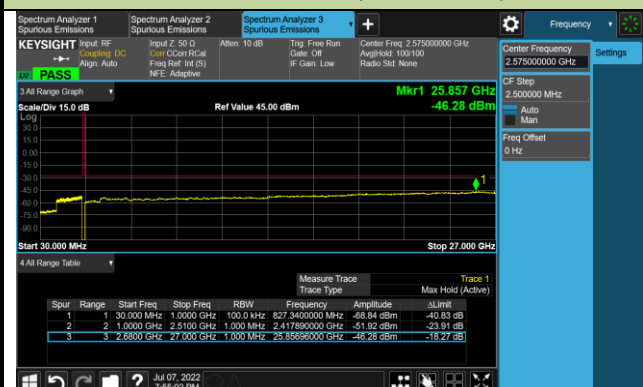
Channel 517000 (2585.0MHz)

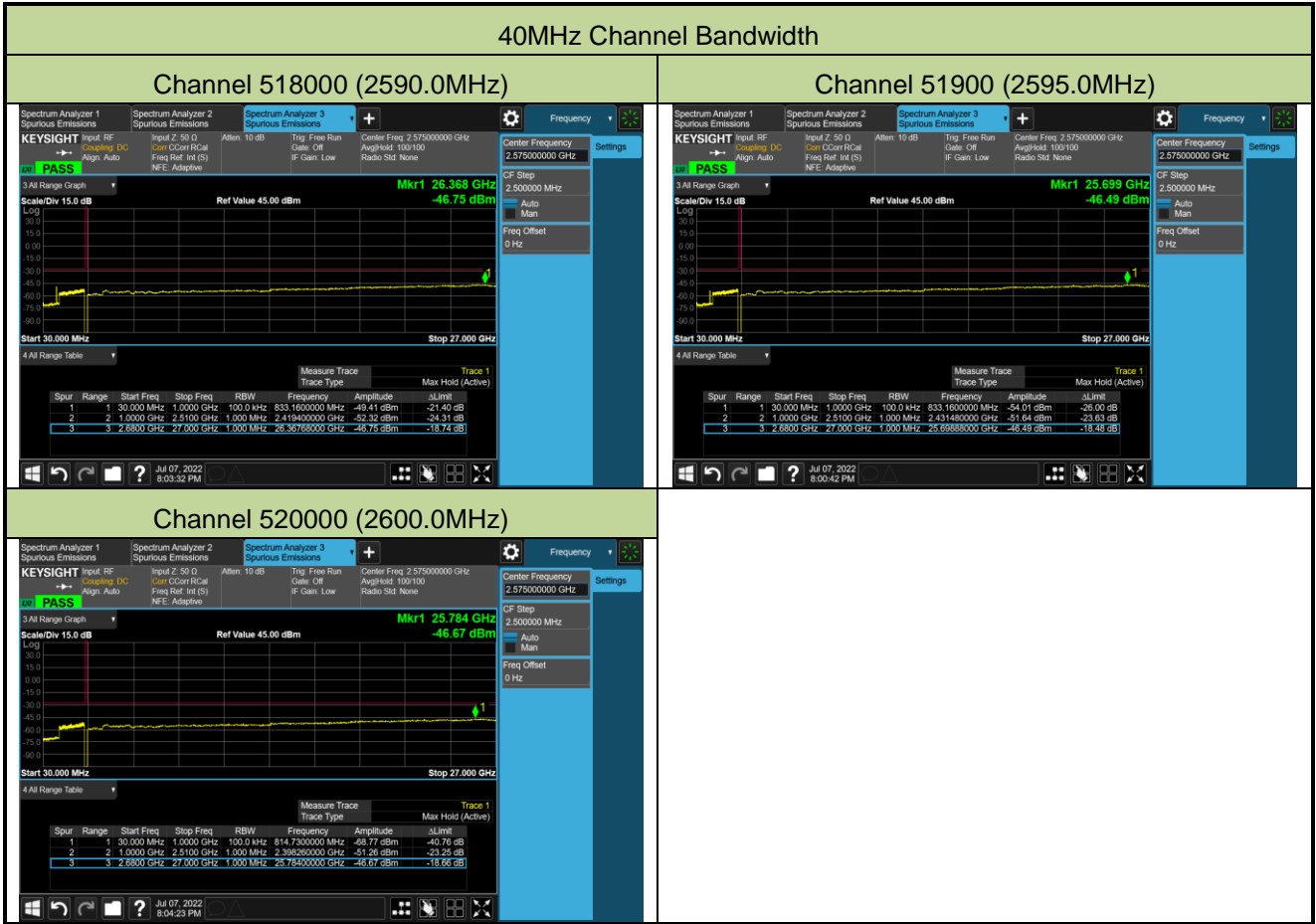


Channel 519000 (2595.0MHz)



Channel 521000 (2605.0MHz)





A.7 Radiated Spurious Emissions Test Result

Test Site	WZ-AC2	Test Engineer	Lucas Wang
Test Date	2022/05/21 ~ 2022/06/06	Test Band	n2/n25_SA, 5MHz Bandwidth, 1RB, QPSK

Frequency (MHz)	Reading Level (dBμV)	Factor (dB)	Measure Level (dBμV/m)	Limit (dBμV/m)	Margin (dB)	Detector	Polarization
Low Channel							
54.3	1.9	20.4	22.3	82.3	-60.0	Peak	Horizontal
752.2	2.3	29.5	31.8	82.3	-50.5	Peak	Horizontal
33.4	18.4	17.7	36.1	82.3	-46.2	Peak	Vertical
724.5	2.9	28.8	31.7	82.3	-50.6	Peak	Vertical
8208.0	33.0	11.9	44.9	82.3	-37.4	Peak	Horizontal
13146.5	31.8	18.9	50.7	82.3	-31.6	Peak	Horizontal
8021.0	34.1	12.3	46.4	82.3	-35.9	Peak	Vertical
11659.0	31.0	18.6	49.6	82.3	-32.7	Peak	Vertical
Middle Channel							
136.7	4.6	15.4	20.0	82.3	-62.3	Peak	Horizontal
865.2	3.3	31.1	34.4	82.3	-47.9	Peak	Horizontal
33.4	19.5	17.7	37.2	82.3	-45.1	Peak	Vertical
723.1	2.5	28.8	31.3	82.3	-51.0	Peak	Vertical
7851.0	33.4	11.6	45.0	82.3	-37.3	Peak	Horizontal
11540.0	31.6	18.0	49.6	82.3	-32.7	Peak	Horizontal
7247.5	32.4	11.5	43.9	82.3	-38.4	Peak	Vertical
11523.0	31.4	18.3	49.7	82.3	-32.6	Peak	Vertical
High Channel							
137.7	5.2	15.3	20.5	82.3	-61.8	Peak	Horizontal
803.6	2.5	29.9	32.4	82.3	-49.9	Peak	Horizontal
39.7	18.0	19.4	37.4	82.3	-44.9	Peak	Vertical
662.4	2.0	27.9	29.9	82.3	-52.4	Peak	Vertical
7137.0	32.8	11.6	44.4	82.3	-37.9	Peak	Horizontal
11497.5	31.8	18.0	49.8	82.3	-32.5	Peak	Horizontal
8199.5	33.4	12.1	45.5	82.3	-36.8	Peak	Vertical
11421.0	31.6	17.9	49.5	82.3	-32.8	Peak	Vertical

Note: Measure Level (dBμV/m) = Reading Level (dBμV) + Factor (dB).

Test Site	WZ-AC2	Test Engineer	Lucas Wang
Test Date	2022/05/21 ~ 2022/06/06	Test Band	n5/n26_SA, 5MHz Bandwidth, 1RB, QPSK

Frequency (MHz)	Reading Level (dBμV)	Factor (dB)	Measure Level (dBμV/m)	Limit (dBμV/m)	Margin (dB)	Detector	Polarization
Low Channel							
35.8	12.5	18.4	30.9	82.3	-51.4	Peak	Horizontal
979.1	3.7	31.7	35.4	82.3	-46.9	Peak	Horizontal
35.3	29.7	18.2	47.9	82.3	-34.4	Peak	Vertical
998.5	3.8	32.0	35.8	82.3	-46.5	Peak	Vertical
9143.0	34.4	14.1	48.5	82.3	-33.8	Peak	Horizontal
14855.0	33.8	20.4	54.2	82.3	-28.1	Peak	Horizontal
10409.5	34.7	15.5	50.2	82.3	-32.1	Peak	Vertical
14872.0	33.7	20.0	53.7	82.3	-28.6	Peak	Vertical
Middle Channel							
35.3	13.8	18.2	32.0	82.3	-50.3	Peak	Horizontal
869.5	7.7	31.1	38.8	82.3	-43.5	Peak	Horizontal
34.4	28.9	18.0	46.9	82.3	-35.4	Peak	Vertical
972.4	5.6	31.6	37.2	82.3	-45.1	Peak	Vertical
7426.0	34.2	11.7	45.9	82.3	-36.4	Peak	Horizontal
14217.5	34.9	19.4	54.3	82.3	-28.0	Peak	Horizontal
9712.5	35.7	13.7	49.4	82.3	-32.9	Peak	Vertical
14855.0	33.5	20.4	53.9	82.3	-28.4	Peak	Vertical
High Channel							
46.5	2.9	20.6	23.5	82.3	-58.8	Peak	Horizontal
872.0	4.8	31.1	35.9	82.3	-46.4	Peak	Horizontal
32.4	14.8	17.5	32.3	82.3	-50.0	Peak	Vertical
870.0	4.3	31.1	35.4	82.3	-46.9	Peak	Vertical
9143.0	34.9	14.1	49.0	82.3	-33.3	Peak	Horizontal
14829.5	33.6	20.1	53.7	82.3	-28.6	Peak	Horizontal
10766.5	34.5	16.3	50.8	82.3	-31.5	Peak	Vertical
14812.5	34.2	19.9	54.1	82.3	-28.2	Peak	Vertical

Note: Measure Level (dBμV/m) = Reading Level (dBμV) + Factor (dB).

Test Site	WZ-AC2	Test Engineer	Lucas Wang
Test Date	2022/05/21 ~ 2022/06/06	Test Band	n7_SA, 5MHz Bandwidth, 1RB, QPSK

Frequency (MHz)	Reading Level (dBμV)	Factor (dB)	Measure Level (dBμV/m)	Limit (dBμV/m)	Margin (dB)	Detector	Polarization
Low Channel							
144.0	7.3	15.2	22.5	70.3	-47.8	Peak	Horizontal
790.5	3.0	29.6	32.6	70.3	-37.7	Peak	Horizontal
40.7	20.0	19.6	39.6	70.3	-30.7	Peak	Vertical
867.6	2.0	31.1	33.1	70.3	-37.2	Peak	Vertical
8063.5	33.5	11.7	45.2	70.3	-25.1	Peak	Horizontal
14192.0	32.5	19.6	52.1	70.3	-18.2	Peak	Horizontal
7587.5	32.4	11.5	43.9	70.3	-26.4	Peak	Vertical
13648.0	31.9	19.6	51.5	70.3	-18.8	Peak	Vertical
Middle Channel							
43.6	-0.1	20.4	20.3	70.3	-50.0	Peak	Horizontal
135.7	7.2	15.4	22.6	70.3	-47.7	Peak	Horizontal
32.4	21.0	17.5	38.5	70.3	-31.8	Peak	Vertical
698.8	2.1	28.6	30.7	70.3	-39.6	Peak	Vertical
7366.5	33.0	12.1	45.1	70.3	-25.2	Peak	Horizontal
12220.0	32.0	18.0	50.0	70.3	-20.3	Peak	Horizontal
7264.5	32.3	11.6	43.9	70.3	-26.4	Peak	Vertical
11591.0	31.3	18.3	49.6	70.3	-20.7	Peak	Vertical
High Channel							
54.3	-0.1	20.4	20.3	70.3	-50.0	Peak	Horizontal
693.5	2.9	28.6	31.5	70.3	-38.8	Peak	Horizontal
32.4	20.0	17.5	37.5	70.3	-32.8	Peak	Vertical
875.8	1.7	31.1	32.8	70.3	-37.5	Peak	Vertical
8148.5	33.4	12.3	45.7	70.3	-24.6	Peak	Horizontal
12194.5	31.5	18.4	49.9	70.3	-20.4	Peak	Horizontal
7545.0	32.9	11.8	44.7	70.3	-25.6	Peak	Vertical
11574.0	31.3	18.3	49.6	70.3	-20.7	Peak	Vertical

Note: Measure Level (dBμV/m) = Reading Level (dBμV) + Factor (dB).

Test Site	WZ-AC2	Test Engineer	Lucas Wang
Test Date	2022/05/21 ~ 2022/06/06	Test Band	n12_SA, 5MHz Bandwidth, 1RB, QPSK

Frequency (MHz)	Reading Level (dBμV)	Factor (dB)	Measure Level (dBμV/m)	Limit (dBμV/m)	Margin (dB)	Detector	Polarization
Low Channel							
699.8	17.7	28.6	46.3	82.3	-36.0	Peak	Horizontal
536.3	4.6	25.7	30.3	82.3	-52.0	Peak	Horizontal
31.9	17.8	17.4	35.2	82.3	-47.1	Peak	Vertical
846.7	4.7	30.7	35.4	82.3	-46.9	Peak	Vertical
10469.0	35.9	15.6	51.5	82.3	-30.8	Peak	Horizontal
14846.5	33.5	20.3	53.8	82.3	-28.5	Peak	Horizontal
10851.5	35.1	16.6	51.7	82.3	-30.6	Peak	Vertical
699.8	17.7	28.6	46.3	82.3	-36.0	Peak	Vertical
Middle Channel							
54.3	-1.3	20.4	19.1	82.3	-63.2	Peak	Horizontal
867.1	0.6	31.1	31.7	82.3	-50.6	Peak	Horizontal
32.4	17.9	17.5	35.4	82.3	-46.9	Peak	Vertical
917.1	0.9	31.4	32.3	82.3	-50.0	Peak	Vertical
10596.5	35.0	15.5	50.5	82.3	-31.8	Peak	Horizontal
14251.5	33.7	19.9	53.6	82.3	-28.7	Peak	Horizontal
8106.0	35.6	11.8	47.4	82.3	-34.9	Peak	Vertical
14243.0	33.2	20.0	53.2	82.3	-29.1	Peak	Vertical
High Channel							
51.8	-3.1	20.7	17.6	82.3	-64.7	Peak	Horizontal
850.1	0.7	30.7	31.4	82.3	-50.9	Peak	Horizontal
32.4	17.0	17.5	34.5	82.3	-47.8	Peak	Vertical
883.6	1.7	31.1	32.8	82.3	-49.5	Peak	Vertical
10503.0	34.9	15.5	50.4	82.3	-31.9	Peak	Horizontal
14855.0	34.2	20.4	54.6	82.3	-27.7	Peak	Horizontal
10639.0	35.8	15.8	51.6	82.3	-30.7	Peak	Vertical
14251.5	34.1	19.9	54.0	82.3	-28.3	Peak	Vertical

Note: Measure Level (dBμV/m) = Reading Level (dBμV) + Factor (dB).

Test Site	WZ-AC2	Test Engineer	Lucas Wang
Test Date	2022/05/21 ~ 2022/06/06	Test Band	n13_SA, 5MHz Bandwidth, 1RB, QPSK

Frequency (MHz)	Reading Level (dBμV)	Factor (dB)	Measure Level (dBμV/m)	Limit (dBμV/m)	Margin (dB)	Detector	Polarization
Low Channel							
120.2	15.1	16.8	31.9	82.3	-50.4	Peak	Horizontal
919.0	15.8	31.4	47.2	82.3	-35.1	Peak	Horizontal
43.1	14.9	20.3	35.2	82.3	-47.1	Peak	Vertical
890.4	15.6	31.1	46.7	82.3	-35.6	Peak	Vertical
1595.0	39.6	-5.8	33.8	55.3	-21.5	Peak	Horizontal
14251.5	33.0	19.9	52.9	82.3	-29.4	Peak	Horizontal
1569.5	38.0	-5.7	32.3	55.3	-23.0	Peak	Vertical
14472.5	33.4	19.9	53.3	82.3	-29.0	Peak	Vertical
Middle Channel							
51.3	14.9	20.8	35.7	82.3	-46.6	Peak	Horizontal
914.2	14.1	31.4	45.5	82.3	-36.8	Peak	Horizontal
53.3	15.5	20.5	36.0	82.3	-46.3	Peak	Vertical
918.0	15.9	31.4	47.3	82.3	-35.0	Peak	Vertical
1586.5	38.8	-5.7	33.1	55.3	-22.2	Peak	Horizontal
14744.5	33.8	19.7	53.5	82.3	-28.8	Peak	Horizontal
1578.0	39.2	-5.7	33.5	55.3	-21.8	Peak	Vertical
14744.5	33.8	19.7	53.5	82.3	-28.8	Peak	Vertical
High Channel							
45.5	13.5	20.6	34.1	82.3	-48.2	Peak	Horizontal
442.7	15.2	24.0	39.2	82.3	-43.1	Peak	Horizontal
32.4	17.9	17.5	35.4	82.3	-46.9	Peak	Vertical
413.2	15.3	23.8	39.1	82.3	-43.2	Peak	Vertical
1569.5	42.1	-5.7	36.4	55.3	-18.9	Peak	Horizontal
14226.0	33.2	19.5	52.7	82.3	-29.6	Peak	Horizontal
1578.0	45.3	-5.7	39.6	55.3	-15.7	Peak	Vertical
14566.0	34.4	19.7	54.1	82.3	-28.2	Peak	Vertical

Note: Measure Level (dBμV/m) = Reading Level (dBμV) + Factor (dB).

Test Site	WZ-AC2	Test Engineer	Lucas Wang
Test Date	2022/05/21 ~ 2022/06/06	Test Band	n66_SA, 5MHz Bandwidth, 1RB, QPSK

Frequency (MHz)	Reading Level (dBμV)	Factor (dB)	Measure Level (dBμV/m)	Limit (dBμV/m)	Margin (dB)	Detector	Polarization
Low Channel							
43.1	0.2	20.3	20.5	82.3	-61.8	Peak	Horizontal
618.8	2.6	27.3	29.9	82.3	-52.4	Peak	Horizontal
32.4	17.5	17.5	35.0	82.3	-47.3	Peak	Vertical
610.1	2.4	27.3	29.7	82.3	-52.6	Peak	Vertical
7137.0	34.2	11.2	45.4	82.3	-36.9	Peak	Horizontal
9415.0	35.2	13.7	48.9	82.3	-33.4	Peak	Horizontal
7647.0	35.2	11.3	46.5	82.3	-35.8	Peak	Vertical
10027.0	35.6	14.2	49.8	82.3	-32.5	Peak	Vertical
Bottom Channel							
48.4	0.3	20.7	21.0	82.3	-61.3	Peak	Horizontal
596.0	2.6	27.3	29.9	82.3	-52.4	Peak	Horizontal
32.9	17.3	17.6	34.9	82.3	-47.4	Peak	Vertical
657.1	2.6	27.7	30.3	82.3	-52.0	Peak	Vertical
4825.0	39.2	4.0	43.2	82.3	-39.1	Peak	Horizontal
7970.0	34.8	11.8	46.6	82.3	-35.7	Peak	Horizontal
6601.5	36.7	8.5	45.2	82.3	-37.1	Peak	Vertical
10673.0	35.5	15.5	51.0	82.3	-31.3	Peak	Vertical
High Channel							
47.0	0.6	20.6	21.2	82.3	-61.1	Peak	Horizontal
726.5	2.7	28.8	31.5	82.3	-50.8	Peak	Horizontal
32.9	17.5	17.6	35.1	82.3	-47.2	Peak	Vertical
700.3	2.5	28.6	31.1	82.3	-51.2	Peak	Vertical
7528.0	35.3	11.4	46.7	82.3	-35.6	Peak	Horizontal
10647.5	35.4	15.7	51.1	82.3	-31.2	Peak	Horizontal
6754.5	35.7	8.7	44.4	82.3	-37.9	Peak	Vertical
8854.0	35.3	13.4	48.7	82.3	-33.6	Peak	Vertical

Note: Measure Level (dBμV/m) = Reading Level (dBμV) + Factor (dB).

Test Site	WZ-AC2	Test Engineer	Lucas Wang
Test Date	2022/05/21 ~ 2022/06/06	Test Band	n71_SA, 5MHz Bandwidth, 1RB, QPSK

Frequency (MHz)	Reading Level (dBμV)	Factor (dB)	Measure Level (dBμV/m)	Limit (dBμV/m)	Margin (dB)	Detector	Polarization
Low Channel							
57.2	14.5	20.0	34.5	82.3	-47.8	Peak	Horizontal
906.9	13.8	31.2	45.0	82.3	-37.3	Peak	Horizontal
32.4	19.3	17.5	36.8	82.3	-45.5	Peak	Vertical
848.7	15.6	30.7	46.3	82.3	-36.0	Peak	Vertical
11055.5	33.8	16.7	50.5	82.3	-31.8	Peak	Horizontal
14464.0	34.0	20.0	54.0	82.3	-28.3	Peak	Horizontal
10622.0	35.0	15.9	50.9	82.3	-31.4	Peak	Vertical
14421.5	33.9	19.4	53.3	82.3	-29.0	Peak	Vertical
Middle Channel							
53.3	13.8	20.5	34.3	82.3	-48.0	Peak	Horizontal
862.3	14.7	31.0	45.7	82.3	-36.6	Peak	Horizontal
32.4	18.4	17.5	35.9	82.3	-46.4	Peak	Vertical
848.7	15.9	30.7	46.6	82.3	-35.7	Peak	Vertical
10486.0	34.6	15.6	50.2	82.3	-32.1	Peak	Horizontal
14821.0	33.3	20.0	53.3	82.3	-29.0	Peak	Horizontal
11064.0	33.5	16.9	50.4	82.3	-31.9	Peak	Vertical
14243.0	33.6	20.0	53.6	82.3	-28.7	Peak	Vertical
High Channel							
51.3	13.7	20.8	34.5	82.3	-47.8	Peak	Horizontal
841.9	14.9	30.5	45.4	82.3	-36.9	Peak	Horizontal
32.4	18.5	17.5	36.0	82.3	-46.3	Peak	Vertical
875.4	16.7	31.1	47.8	82.3	-34.5	Peak	Vertical
9797.5	35.0	13.9	48.9	82.3	-33.4	Peak	Horizontal
14846.5	33.0	20.3	53.3	82.3	-29.0	Peak	Horizontal
11030.0	35.4	16.4	51.8	82.3	-30.5	Peak	Vertical
14787.0	33.8	20.0	53.8	82.3	-28.5	Peak	Vertical
Note: Measure Level (dBμV/m) = Reading Level (dBμV) + Factor (dB).							

Test Site	WZ-AC2	Test Engineer	Lucas Wang
Test Date	2022/05/21 ~ 2022/06/06	Test Band	n38/n41_SA_HPUE 20MHz Bandwidth, 1RB, QPSK

Frequency (MHz)	Reading Level (dBμV)	Factor (dB)	Measure Level (dBμV/m)	Limit (dBμV/m)	Margin (dB)	Detector	Polarization
Low Channel							
55.7	5.2	20.2	25.4	70.3	-44.9	Peak	Horizontal
338.5	3.6	22.4	26.0	70.3	-44.3	Peak	Horizontal
32.9	22.0	17.6	39.6	70.3	-30.7	Peak	Vertical
61.0	18.1	19.2	37.3	70.3	-33.0	Peak	Vertical
8046.5	35.8	11.8	47.6	70.3	-22.7	Peak	Horizontal
14209.0	34.3	19.4	53.7	70.3	-16.6	Peak	Horizontal
7298.5	36.3	11.2	47.5	70.3	-22.8	Peak	Vertical
14481.0	34.4	19.8	54.2	70.3	-16.1	Peak	Vertical
Middle Channel							
54.7	8.1	20.3	28.4	70.3	-41.9	Peak	Horizontal
581.0	3.7	26.9	30.6	70.3	-39.7	Peak	Horizontal
32.9	23.0	17.6	40.6	70.3	-29.7	Peak	Vertical
54.3	19.3	20.4	39.7	70.3	-30.6	Peak	Vertical
9219.5	35.1	14.1	49.2	70.3	-21.1	Peak	Horizontal
14132.5	33.8	19.5	53.3	70.3	-17.0	Peak	Horizontal
7213.5	35.0	11.3	46.3	70.3	-24.0	Peak	Vertical
10970.5	34.3	16.6	50.9	70.3	-19.4	Peak	Vertical
High Channel							
54.3	7.6	20.4	28.0	70.3	-42.3	Peak	Horizontal
612.5	4.3	27.3	31.6	70.3	-38.7	Peak	Horizontal
32.9	23.5	17.6	41.1	70.3	-29.2	Peak	Vertical
54.3	18.4	20.4	38.8	70.3	-31.5	Peak	Vertical
8692.5	35.2	13.1	48.3	70.3	-22.0	Peak	Horizontal
11455.0	34.6	17.4	52.0	70.3	-18.3	Peak	Horizontal
9585.0	36.1	13.9	50.0	70.3	-20.3	Peak	Vertical
12526.0	33.6	17.2	50.8	70.3	-19.5	Peak	Vertical

Note: Measure Level (dBμV/m) = Reading Level (dBμV) + Factor (dB).

Test Site	WZ-AC2	Test Engineer	Lucas Wang
Test Date	2022/05/21 ~ 2022/06/06	Test Band	n77/n78_SA_HPUE (3450 ~ 3550MHz) 10MHz Bandwidth, 1RB, QPSK

Frequency (MHz)	Reading Level (dBμV)	Factor (dB)	Measure Level (dBμV/m)	Limit (dBμV/m)	Margin (dB)	Detector	Polarization
Low Channel							
55.2	8.5	20.3	28.8	82.3	-53.5	Peak	Horizontal
321.5	5.0	21.7	26.7	82.3	-55.6	Peak	Horizontal
32.9	23.3	17.6	40.9	82.3	-41.4	Peak	Vertical
54.3	18.4	20.4	38.8	82.3	-43.5	Peak	Vertical
9041.0	33.7	13.3	47.0	82.3	-35.3	Peak	Horizontal
14217.5	31.8	19.4	51.2	82.3	-31.1	Peak	Horizontal
10486.0	32.1	15.6	47.7	82.3	-34.6	Peak	Vertical
14311.0	31.2	19.6	50.8	82.3	-31.5	Peak	Vertical
Middle Channel							
55.7	7.1	20.2	27.3	82.3	-55.0	Peak	Horizontal
596.0	3.8	27.3	31.1	82.3	-51.2	Peak	Horizontal
54.3	18.8	20.4	39.2	82.3	-43.1	Peak	Vertical
724.0	4.9	28.8	33.7	82.3	-48.6	Peak	Vertical
9874.0	33.0	13.7	46.7	82.3	-35.6	Peak	Horizontal
14413.0	31.7	19.5	51.2	82.3	-31.1	Peak	Horizontal
9644.5	34.0	13.7	47.7	82.3	-34.6	Peak	Vertical
14523.5	31.8	19.2	51.0	82.3	-31.3	Peak	Vertical
High Channel							
54.7	6.3	20.3	26.6	82.3	-55.7	Peak	Horizontal
328.3	6.1	22.0	28.1	82.3	-54.2	Peak	Horizontal
32.4	23.3	17.5	40.8	82.3	-41.5	Peak	Vertical
54.3	18.8	20.4	39.2	82.3	-43.1	Peak	Vertical
8820.0	32.9	13.3	46.2	82.3	-36.1	Peak	Horizontal
14098.5	30.1	19.6	49.7	82.3	-32.6	Peak	Horizontal
9551.0	33.0	13.7	46.7	82.3	-35.6	Peak	Vertical
14617.0	31.5	19.7	51.2	82.3	-31.1	Peak	Vertical

Note: Measure Level (dBμV/m) = Reading Level (dBμV) + Factor (dB).

Test Site	WZ-AC2	Test Engineer	Lucas Wang
Test Date	2022/05/21 ~ 2022/06/06	Test Band	n77/n78_SA_HPUE (3700 ~ 3980MHz) 10MHz Bandwidth, 1RB, QPSK

Frequency (MHz)	Reading Level (dBμV)	Factor (dB)	Measure Level (dBμV/m)	Limit (dBμV/m)	Margin (dB)	Detector	Polarization
Low Channel							
53.8	5.9	20.5	26.4	82.3	-55.9	Peak	Horizontal
719.2	4.6	28.7	33.3	82.3	-49.0	Peak	Horizontal
32.9	21.6	17.6	39.2	82.3	-43.1	Peak	Vertical
53.8	18.4	20.5	38.9	82.3	-43.4	Peak	Vertical
9109.0	33.0	13.5	46.5	82.3	-35.8	Peak	Horizontal
14872.0	30.6	20.0	50.6	82.3	-31.7	Peak	Horizontal
9806.0	33.3	14.0	47.3	82.3	-35.0	Peak	Vertical
14294.0	31.3	19.2	50.5	82.3	-31.8	Peak	Vertical
Middle Channel							
53.8	6.7	20.5	27.2	82.3	-55.1	Peak	Horizontal
588.2	3.5	27.2	30.7	82.3	-51.6	Peak	Horizontal
32.9	22.6	17.6	40.2	82.3	-42.1	Peak	Vertical
54.7	18.8	20.3	39.1	82.3	-43.2	Peak	Vertical
9032.5	33.1	13.3	46.4	82.3	-35.9	Peak	Horizontal
14838.0	31.2	20.2	51.4	82.3	-30.9	Peak	Horizontal
7681.0	40.9	11.0	51.9	82.3	-30.4	Peak	Vertical
14362.0	28.7	19.3	48.0	82.3	-34.3	Peak	Vertical
High Channel							
54.3	6.8	20.4	27.2	82.3	-55.1	Peak	Horizontal
604.7	3.6	27.3	30.9	82.3	-51.4	Peak	Horizontal
32.9	23.1	17.6	40.7	82.3	-41.6	Peak	Vertical
55.2	18.3	20.3	38.6	82.3	-43.7	Peak	Vertical
8225.0	33.3	11.5	44.8	82.3	-37.5	Peak	Horizontal
11829.0	31.2	17.3	48.5	82.3	-33.8	Peak	Horizontal
10460.5	32.6	15.5	48.1	82.3	-34.2	Peak	Vertical
14217.5	31.1	19.4	50.5	82.3	-31.8	Peak	Vertical
Note: Measure Level (dBμV/m) = Reading Level (dBμV) + Factor (dB).							

Test Site	WZ-AC2	Test Engineer	Lucas Wang
Test Date	2022/05/21 ~ 2022/06/06	Test Band	n38_MIMO_HPUE 20MHz Bandwidth, 1RB, QPSK

Frequency (MHz)	Reading Level (dBμV)	Factor (dB)	Measure Level (dBμV/m)	Limit (dBμV/m)	Margin (dB)	Detector	Polarization
Low Channel							
62.0	-0.3	22.2	21.9	70.3	-48.4	Peak	Horizontal
835.1	1.6	30.7	32.3	70.3	-38.0	Peak	Horizontal
30.0	12.8	21.3	34.1	70.3	-36.2	Peak	Vertical
63.0	10.9	22.1	33.0	70.3	-37.3	Peak	Vertical
11514.5	30.4	17.6	48.0	70.3	-22.3	Peak	Horizontal
14948.5	30.4	19.6	50.0	70.3	-20.3	Peak	Horizontal
9364.0	32.9	14.1	47.0	70.3	-23.3	Peak	Vertical
14056.0	31.0	19.5	50.5	70.3	-19.8	Peak	Vertical
Middle Channel							
53.3	3.7	22.0	25.7	70.3	-44.6	Peak	Horizontal
146.9	9.0	15.8	24.8	70.3	-45.5	Peak	Horizontal
30.0	16.9	21.3	38.2	70.3	-32.1	Peak	Vertical
148.3	17.2	15.8	33.0	70.3	-37.3	Peak	Vertical
8777.5	32.4	13.3	45.7	70.3	-24.6	Peak	Horizontal
14914.5	31.3	20.0	51.3	70.3	-19.0	Peak	Horizontal
10503.0	32.2	15.5	47.7	70.3	-22.6	Peak	Vertical
14039.0	30.6	19.6	50.2	70.3	-20.1	Peak	Vertical
High Channel							
57.6	2.3	22.4	24.7	70.3	-45.6	Peak	Horizontal
404.9	3.9	23.5	27.4	70.3	-42.9	Peak	Horizontal
30.5	16.1	21.2	37.3	70.3	-33.0	Peak	Vertical
57.2	16.0	22.4	38.4	70.3	-31.9	Peak	Vertical
10401.0	32.8	15.6	48.4	70.3	-21.9	Peak	Horizontal
14200.5	31.6	19.5	51.1	70.3	-19.2	Peak	Horizontal
11591.0	31.3	17.6	48.9	70.3	-21.4	Peak	Vertical
14047.5	31.0	19.7	50.7	70.3	-19.6	Peak	Vertical

Note: Measure Level (dBμV/m) = Reading Level (dBμV) + Factor (dB).

Test Site	WZ-AC2	Test Engineer	Lucas Wang
Test Date	2022/05/21 ~ 2022/06/06	Test Band	n2/n25_EN-DC, 5MHz Bandwidth, 1RB, QPSK

Frequency (MHz)	Reading Level (dBμV)	Factor (dB)	Measure Level (dBμV/m)	Limit (dBμV/m)	Margin (dB)	Detector	Polarization
Low Channel							
59.1	3.5	22.5	26.0	82.3	-56.3	Peak	Horizontal
871.0	4.2	31.0	35.2	82.3	-47.1	Peak	Horizontal
60.6	12.7	22.4	35.1	82.3	-47.2	Peak	Vertical
898.2	4.5	30.8	35.3	82.3	-47.0	Peak	Vertical
9194.0	35.2	14.0	49.2	82.3	-33.1	Peak	Horizontal
14574.5	36.4	19.6	56.0	82.3	-26.3	Peak	Horizontal
7315.5	35.2	11.1	46.3	82.3	-36.0	Peak	Vertical
14897.5	37.2	19.7	56.9	82.3	-25.4	Peak	Vertical
Middle Channel							
60.1	2.8	22.5	25.3	82.3	-57.0	Peak	Horizontal
615.9	3.4	27.3	30.7	82.3	-51.6	Peak	Horizontal
60.1	11.2	22.5	33.7	82.3	-48.6	Peak	Vertical
824.9	4.3	30.3	34.6	82.3	-47.7	Peak	Vertical
7528.0	35.6	11.4	47.0	82.3	-35.3	Peak	Horizontal
14863.5	36.3	20.2	56.5	82.3	-25.8	Peak	Horizontal
7052.0	35.7	10.8	46.5	82.3	-35.8	Peak	Vertical
14702.0	36.4	19.9	56.3	82.3	-26.0	Peak	Vertical
High Channel							
52.3	3.9	21.7	25.6	82.3	-56.7	Peak	Horizontal
811.3	4.8	29.9	34.7	82.3	-47.6	Peak	Horizontal
32.4	13.2	20.6	33.8	82.3	-48.5	Peak	Vertical
60.1	11.0	22.5	33.5	82.3	-48.8	Peak	Vertical
8021.0	34.9	11.8	46.7	82.3	-35.6	Peak	Horizontal
14846.5	36.3	20.3	56.6	82.3	-25.7	Peak	Horizontal
7060.5	35.8	10.9	46.7	82.3	-35.6	Peak	Vertical
14115.5	35.6	19.8	55.4	82.3	-26.9	Peak	Vertical

Note: Measure Level (dBμV/m) = Reading Level (dBμV) + Factor (dB).

Test Site	WZ-AC2	Test Engineer	Lucas Wang
Test Date	2022/05/21 ~ 2022/06/06	Test Band	n5/n26_EN-DC, 5MHz Bandwidth, 1RB, QPSK

Frequency (MHz)	Reading Level (dBμV)	Factor (dB)	Measure Level (dBμV/m)	Limit (dBμV/m)	Margin (dB)	Detector	Polarization
Low Channel							
59.1	14.8	22.5	37.3	82.3	-45.0	Peak	Horizontal
726.5	17.1	28.8	45.9	82.3	-36.4	Peak	Horizontal
58.6	15.6	22.5	38.1	82.3	-44.2	Peak	Vertical
716.8	16.9	28.7	45.6	82.3	-36.7	Peak	Vertical
2649.0	51.7	-2.7	49.0	82.3	-33.3	Peak	Horizontal
14370.5	36.5	19.3	55.8	82.3	-26.5	Peak	Horizontal
7128.5	35.0	11.1	46.1	82.3	-36.2	Peak	Vertical
14846.5	36.9	20.3	57.2	82.3	-25.1	Peak	Vertical
Middle Channel							
60.1	13.5	22.5	36.0	82.3	-46.3	Peak	Horizontal
699.8	16.9	28.6	45.5	82.3	-36.8	Peak	Horizontal
59.6	15.1	22.5	37.6	82.3	-44.7	Peak	Vertical
723.6	17.5	28.8	46.3	82.3	-36.0	Peak	Vertical
8828.5	35.7	13.2	48.9	82.3	-33.4	Peak	Horizontal
14863.5	36.9	20.2	57.1	82.3	-25.2	Peak	Horizontal
8029.5	36.0	11.8	47.8	82.3	-34.5	Peak	Vertical
14464.0	36.1	20.0	56.1	82.3	-26.2	Peak	Vertical
High Channel							
60.6	14.6	22.4	37.0	82.3	-45.3	Peak	Horizontal
726.9	17.7	28.8	46.5	82.3	-35.8	Peak	Horizontal
60.6	15.6	22.4	38.0	82.3	-44.3	Peak	Vertical
719.2	17.1	28.7	45.8	82.3	-36.5	Peak	Vertical
1697.0	50.6	-5.9	44.7	82.3	-37.6	Peak	Horizontal
14863.5	36.2	20.2	56.4	82.3	-25.9	Peak	Horizontal
1697.0	45.9	-5.9	40.0	82.3	-42.3	Peak	Vertical
3397.0	41.6	-2.0	39.6	82.3	-42.7	Peak	Vertical

Note: Measure Level (dBμV/m) = Reading Level (dBμV) + Factor (dB).

Test Site	WZ-AC2	Test Engineer	Lucas Wang
Test Date	2022/05/21 ~ 2022/06/06	Test Band	n7_EN-DC, 5MHz Bandwidth, 1RB, QPSK

Frequency (MHz)	Reading Level (dBμV)	Factor (dB)	Measure Level (dBμV/m)	Limit (dBμV/m)	Margin (dB)	Detector	Polarization
Low Channel							
60.1	3.2	22.5	25.7	70.3	-44.6	Peak	Horizontal
743.4	3.6	29.1	32.7	70.3	-37.6	Peak	Horizontal
32.4	13.3	20.6	33.9	70.3	-36.4	Peak	Vertical
60.1	13.3	22.5	35.8	70.3	-34.5	Peak	Vertical
7851.0	35.7	11.2	46.9	70.3	-23.4	Peak	Horizontal
14770.0	36.4	19.9	56.3	70.3	-14.0	Peak	Horizontal
7953.0	35.6	11.7	47.3	70.3	-23.0	Peak	Vertical
14787.0	36.7	20.0	56.7	70.3	-13.6	Peak	Vertical
Middle Channel							
56.2	3.9	22.3	26.2	70.3	-44.1	Peak	Horizontal
737.6	4.0	29.1	33.1	70.3	-37.2	Peak	Horizontal
60.1	12.4	22.5	34.9	70.3	-35.4	Peak	Vertical
879.7	4.7	31.0	35.7	70.3	-34.6	Peak	Vertical
7366.5	34.9	11.7	46.6	70.3	-23.7	Peak	Horizontal
14855.0	36.2	20.4	56.6	70.3	-13.7	Peak	Horizontal
7196.5	35.2	11.2	46.4	70.3	-23.9	Peak	Vertical
14821.0	36.7	20.0	56.7	70.3	-13.6	Peak	Vertical
High Channel							
107.6	4.3	20.4	24.7	70.3	-45.6	Peak	Horizontal
844.3	4.4	30.9	35.3	70.3	-35.0	Peak	Horizontal
31.9	12.8	20.7	33.5	70.3	-36.8	Peak	Vertical
60.1	12.3	22.5	34.8	70.3	-35.5	Peak	Vertical
9517.0	36.7	13.7	50.4	70.3	-19.9	Peak	Horizontal
14498.0	37.3	19.3	56.6	70.3	-13.7	Peak	Horizontal
7451.5	34.4	11.4	45.8	70.3	-24.5	Peak	Vertical
14863.5	36.5	20.2	56.7	70.3	-13.6	Peak	Vertical
Note: Measure Level (dBμV/m) = Reading Level (dBμV) + Factor (dB).							

Test Site	WZ-AC2	Test Engineer	Lucas Wang
Test Date	2022/05/21 ~ 2022/06/06	Test Band	n12_EN-DC, 5MHz Bandwidth, 1RB, QPSK

Frequency (MHz)	Reading Level (dBμV)	Factor (dB)	Measure Level (dBμV/m)	Limit (dBμV/m)	Margin (dB)	Detector	Polarization
Low Channel							
54.3	20.7	22.2	42.9	82.3	-39.4	Peak	Horizontal
635.8	21.7	27.1	48.8	82.3	-33.5	Peak	Horizontal
58.1	20.5	22.4	42.9	82.3	-39.4	Peak	Vertical
639.6	22.4	27.2	49.6	82.3	-32.7	Peak	Vertical
8709.5	35.1	13.0	48.1	82.3	-34.2	Peak	Horizontal
14234.5	36.3	19.8	56.1	82.3	-26.2	Peak	Horizontal
7060.5	36.0	10.9	46.9	82.3	-35.4	Peak	Vertical
14243.0	36.2	20.0	56.2	82.3	-26.1	Peak	Vertical
Middle Channel							
58.6	20.3	22.5	42.8	82.3	-39.5	Peak	Horizontal
593.6	21.0	27.2	48.2	82.3	-34.1	Peak	Horizontal
58.6	20.7	22.5	43.2	82.3	-39.1	Peak	Vertical
591.6	22.2	27.1	49.3	82.3	-33.0	Peak	Vertical
6695.0	36.6	8.7	45.3	82.3	-37.0	Peak	Horizontal
14472.5	35.6	19.9	55.5	82.3	-26.8	Peak	Horizontal
7043.5	36.2	10.6	46.8	82.3	-35.5	Peak	Vertical
14328.0	36.4	19.7	56.1	82.3	-26.2	Peak	Vertical
High Channel							
58.6	20.5	22.5	43.0	82.3	-39.3	Peak	Horizontal
589.7	22.3	27.0	49.3	82.3	-33.0	Peak	Horizontal
58.6	20.6	22.5	43.1	82.3	-39.2	Peak	Vertical
597.0	21.5	27.3	48.8	82.3	-33.5	Peak	Vertical
8803.0	35.2	13.3	48.5	82.3	-33.8	Peak	Horizontal
14821.0	37.2	20.0	57.2	82.3	-25.1	Peak	Horizontal
9500.0	36.9	13.6	50.5	82.3	-31.8	Peak	Vertical
14532.0	37.5	19.1	56.6	82.3	-25.7	Peak	Vertical
Note: Measure Level (dBμV/m) = Reading Level (dBμV) + Factor (dB).							

Test Site	WZ-AC2	Test Engineer	Lucas Wang
Test Date	2022/05/21 ~ 2022/06/06	Test Band	n66_EN-DC, 5MHz Bandwidth, 1RB, QPSK

Frequency (MHz)	Reading Level (dBμV)	Factor (dB)	Measure Level (dBμV/m)	Limit (dBμV/m)	Margin (dB)	Detector	Polarization
Low Channel							
58.1	2.0	22.4	24.4	82.3	-57.9	Peak	Horizontal
727.4	3.6	28.8	32.4	82.3	-49.9	Peak	Horizontal
32.4	13.3	20.6	33.9	82.3	-48.4	Peak	Vertical
59.6	11.5	22.5	34.0	82.3	-48.3	Peak	Vertical
4672.0	36.9	4.3	41.2	82.3	-41.1	Peak	Horizontal
11616.5	32.9	17.5	50.4	82.3	-31.9	Peak	Horizontal
5717.5	37.4	5.3	42.7	82.3	-39.6	Peak	Vertical
14855.0	36.3	20.4	56.7	82.3	-25.6	Peak	Vertical
Middle Channel							
60.6	3.3	22.4	25.7	82.3	-56.6	Peak	Horizontal
895.2	4.8	30.8	35.6	82.3	-46.7	Peak	Horizontal
60.1	12.9	22.5	35.4	82.3	-46.9	Peak	Vertical
902.5	4.4	30.8	35.2	82.3	-47.1	Peak	Vertical
3975.0	39.1	0.3	39.4	82.3	-42.9	Peak	Horizontal
14744.5	36.5	19.7	56.2	82.3	-26.1	Peak	Horizontal
3482.0	45.5	-1.5	44.0	82.3	-38.3	Peak	Vertical
14838.0	36.2	20.2	56.4	82.3	-25.9	Peak	Vertical
High Channel							
56.7	3.2	22.3	25.5	82.3	-56.8	Peak	Horizontal
823.0	4.8	30.3	35.1	82.3	-47.2	Peak	Horizontal
60.1	12.8	22.5	35.3	82.3	-47.0	Peak	Vertical
864.7	4.0	31.1	35.1	82.3	-47.2	Peak	Vertical
4740.0	37.1	4.4	41.5	82.3	-40.8	Peak	Horizontal
14863.5	36.5	20.2	56.7	82.3	-25.6	Peak	Horizontal
3550.0	43.9	-0.9	43.0	82.3	-39.3	Peak	Vertical
14855.0	36.5	20.4	56.9	82.3	-25.4	Peak	Vertical

Note: Measure Level (dBμV/m) = Reading Level (dBμV) + Factor (dB).

Test Site	WZ-AC2	Test Engineer	Lucas Wang
Test Date	2022/05/21 ~ 2022/06/06	Test Band	n71_EN-DC, 5MHz Bandwidth, 1RB, QPSK

Frequency (MHz)	Reading Level (dBμV)	Factor (dB)	Measure Level (dBμV/m)	Limit (dBμV/m)	Margin (dB)	Detector	Polarization
Low Channel							
58.1	20.3	22.4	42.7	82.3	-39.6	Peak	Horizontal
455.3	21.3	24.2	45.5	82.3	-36.8	Peak	Horizontal
58.6	20.5	22.5	43.0	82.3	-39.3	Peak	Vertical
561.6	22.0	26.0	48.0	82.3	-34.3	Peak	Vertical
6380.5	36.2	7.2	43.4	82.3	-38.9	Peak	Horizontal
14855.0	36.6	20.4	57.0	82.3	-25.3	Peak	Horizontal
6083.0	37.0	6.7	43.7	82.3	-38.6	Peak	Vertical
14838.0	36.1	20.2	56.3	82.3	-26.0	Peak	Vertical
Middle Channel							
53.8	20.2	22.1	42.3	82.3	-40.0	Peak	Horizontal
568.8	21.9	26.0	47.9	82.3	-34.4	Peak	Horizontal
58.6	21.4	22.5	43.9	82.3	-38.4	Peak	Vertical
544.1	21.2	25.6	46.8	82.3	-35.5	Peak	Vertical
8038.0	35.3	11.8	47.1	82.3	-35.2	Peak	Horizontal
14795.5	36.9	19.9	56.8	82.3	-25.5	Peak	Horizontal
7256.0	35.1	11.1	46.2	82.3	-36.1	Peak	Vertical
14600.0	36.3	19.4	55.7	82.3	-26.6	Peak	Vertical
High Channel							
60.6	19.6	22.4	42.0	82.3	-40.3	Peak	Horizontal
596.0	21.4	27.2	48.6	82.3	-33.7	Peak	Horizontal
59.1	20.8	22.5	43.3	82.3	-39.0	Peak	Vertical
585.3	22.3	26.8	49.1	82.3	-33.2	Peak	Vertical
7528.0	36.4	11.4	47.8	82.3	-34.5	Peak	Horizontal
14838.0	35.5	20.2	55.7	82.3	-26.6	Peak	Horizontal
7494.0	35.2	11.6	46.8	82.3	-35.5	Peak	Vertical
14821.0	36.6	20.0	56.6	82.3	-25.7	Peak	Vertical

Note: Measure Level (dBμV/m) = Reading Level (dBμV) + Factor (dB).

Test Site	WZ-AC2	Test Engineer	Dick Shen
Test Date	2023/05/11 ~ 2023/05/13	Test Band	n38/n41_EN-DC 10MHz Bandwidth, 1RB, QPSK

Frequency (MHz)	Reading Level (dBμV)	Factor (dB)	Measure Level (dBμV/m)	Limit (dBμV/m)	Margin (dB)	Detector	Polarization
Low Channel							
53.8	7.2	18.1	25.3	70.3	-45.0	Peak	Horizontal
153.2	3.4	18.4	21.8	70.3	-48.5	Peak	Horizontal
31.5	8.6	17.4	26.0	70.3	-44.3	Peak	Vertical
38.2	6.9	18.2	25.1	70.3	-45.2	Peak	Vertical
7094.5	32.7	11.1	43.8	70.3	-26.5	Peak	Horizontal
11293.5	31.1	17.5	48.6	70.3	-21.7	Peak	Horizontal
7273.0	35.4	11.8	47.2	70.3	-23.1	Peak	Vertical
10809.0	32.1	16.8	48.9	70.3	-21.4	Peak	Vertical
Middle Channel							
57.6	4.2	17.8	22.0	70.3	-48.3	Peak	Horizontal
223.5	9.4	14.9	24.3	70.3	-46.0	Peak	Horizontal
31.9	10.5	17.5	28.0	70.3	-42.3	Peak	Vertical
51.8	10.4	18.3	28.7	70.3	-41.6	Peak	Vertical
5743.0	36.3	5.1	41.4	70.3	-28.9	Peak	Horizontal
11514.5	32.1	17.5	49.6	70.3	-20.7	Peak	Horizontal
5275.5	39.7	3.2	42.9	70.3	-27.4	Peak	Vertical
7511.0	34.9	12.1	47.0	70.3	-23.3	Peak	Vertical
High Channel							
47.0	2.4	18.5	20.9	70.3	-49.4	Peak	Horizontal
152.7	2.1	18.4	20.5	70.3	-49.8	Peak	Horizontal
51.3	11.2	18.3	29.5	70.3	-40.8	Peak	Vertical
61.0	10.1	17.5	27.6	70.3	-42.7	Peak	Vertical
3728.5	39.0	-0.3	38.7	70.3	-31.6	Peak	Horizontal
9389.5	34.5	13.9	48.4	70.3	-21.9	Peak	Horizontal
5258.5	50.3	3.2	53.5	70.3	-16.8	Peak	Vertical
10766.5	32.5	16.1	48.6	70.3	-21.7	Peak	Vertical

Note: Measure Level (dBμV/m) = Reading Level (dBμV) + Factor (dB).

Test Site	WZ-AC2	Test Engineer	Lucas Wang
Test Date	2022/05/21 ~ 2022/06/06	Test Band	n77/n78_EN-DC, 20MHz Bandwidth, 1RB, QPSK (3450 ~ 3550MHz)

Frequency (MHz)	Reading Level (dBμV)	Factor (dB)	Measure Level (dBμV/m)	Limit (dBμV/m)	Margin (dB)	Detector	Polarization
Low Channel							
59.1	3.2	22.5	25.7	82.3	-56.6	Peak	Horizontal
832.2	3.9	30.6	34.5	82.3	-47.8	Peak	Horizontal
61.0	17.0	22.4	39.4	82.3	-42.9	Peak	Vertical
878.3	4.1	30.9	35.0	82.3	-47.3	Peak	Vertical
10163.0	36.2	14.4	50.6	82.3	-31.7	Peak	Horizontal
14906.0	36.5	19.8	56.3	82.3	-26.0	Peak	Horizontal
9313.0	34.7	14.1	48.8	82.3	-33.5	Peak	Vertical
14863.5	36.6	20.2	56.8	82.3	-25.5	Peak	Vertical
Middle Channel							
61.0	3.3	22.4	25.7	82.3	-56.6	Peak	Horizontal
849.2	4.2	30.8	35.0	82.3	-47.3	Peak	Horizontal
60.6	15.0	22.4	37.4	82.3	-44.9	Peak	Vertical
899.6	4.8	30.8	35.6	82.3	-46.7	Peak	Vertical
9602.0	36.0	13.8	49.8	82.3	-32.5	Peak	Horizontal
14855.0	35.9	20.4	56.3	82.3	-26.0	Peak	Horizontal
9347.0	35.9	14.0	49.9	82.3	-32.4	Peak	Vertical
14846.5	35.8	20.3	56.1	82.3	-26.2	Peak	Vertical
High Channel							
55.7	2.1	22.3	24.4	82.3	-57.9	Peak	Horizontal
822.5	4.3	30.3	34.6	82.3	-47.7	Peak	Horizontal
32.4	14.1	20.6	34.7	82.3	-47.6	Peak	Vertical
61.0	15.9	22.4	38.3	82.3	-44.0	Peak	Vertical
9729.5	36.4	13.7	50.1	82.3	-32.2	Peak	Horizontal
14846.5	36.4	20.3	56.7	82.3	-25.6	Peak	Horizontal
10426.5	35.6	15.4	51.0	82.3	-31.3	Peak	Vertical
14821.0	35.8	20.0	55.8	82.3	-26.5	Peak	Vertical

Note: Measure Level (dBμV/m) = Reading Level (dBμV) + Factor (dB).

Test Site	WZ-AC2	Test Engineer	Lucas Wang
Test Date	2022/05/21 ~ 2022/06/06	Test Band	n77/n78_EN-DC, 20MHz Bandwidth, 1RB, QPSK (3700 ~ 3980MHz)

Frequency (MHz)	Reading Level (dBμV)	Factor (dB)	Measure Level (dBμV/m)	Limit (dBμV/m)	Margin (dB)	Detector	Polarization
Low Channel							
57.2	2.7	22.4	25.1	82.3	-57.2	Peak	Horizontal
810.9	4.4	29.9	34.3	82.3	-48.0	Peak	Horizontal
32.9	12.8	20.4	33.2	82.3	-49.1	Peak	Vertical
59.6	16.7	22.5	39.2	82.3	-43.1	Peak	Vertical
7400.5	39.5	11.4	50.9	82.3	-31.4	Peak	Horizontal
14880.5	37.2	19.8	57.0	82.3	-25.3	Peak	Horizontal
7400.5	42.4	11.4	53.8	82.3	-28.5	Peak	Vertical
14812.5	37.2	19.9	57.1	82.3	-25.2	Peak	Vertical
Middle Channel							
55.7	4.0	22.3	26.3	82.3	-56.0	Peak	Horizontal
680.4	3.8	28.2	32.0	82.3	-50.3	Peak	Horizontal
31.9	13.0	20.7	33.7	82.3	-48.6	Peak	Vertical
59.6	15.2	22.5	37.7	82.3	-44.6	Peak	Vertical
7672.5	37.2	11.1	48.3	82.3	-34.0	Peak	Horizontal
14464.0	36.1	20.0	56.1	82.3	-26.2	Peak	Horizontal
7672.5	41.1	11.1	52.2	82.3	-30.1	Peak	Vertical
14855.0	36.2	20.4	56.6	82.3	-25.7	Peak	Vertical
High Channel							
55.7	3.5	22.3	25.8	82.3	-56.5	Peak	Horizontal
877.8	4.2	30.9	35.1	82.3	-47.2	Peak	Horizontal
31.9	12.9	20.7	33.6	82.3	-48.7	Peak	Vertical
53.8	13.0	22.1	35.1	82.3	-47.2	Peak	Vertical
7961.5	36.8	11.7	48.5	82.3	-33.8	Peak	Horizontal
14829.5	37.0	20.1	57.1	82.3	-25.2	Peak	Horizontal
7961.5	39.4	11.7	51.1	82.3	-31.2	Peak	Vertical
11939.5	39.6	17.0	56.6	82.3	-25.7	Peak	Vertical

Note: Measure Level (dBμV/m) = Reading Level (dBμV) + Factor (dB).

Appendix B - Test Setup Photograph

Refer to "2303RSU050-UT" file.

Appendix C - EUT Photograph

Refer to "2303RSU050-UE" file.