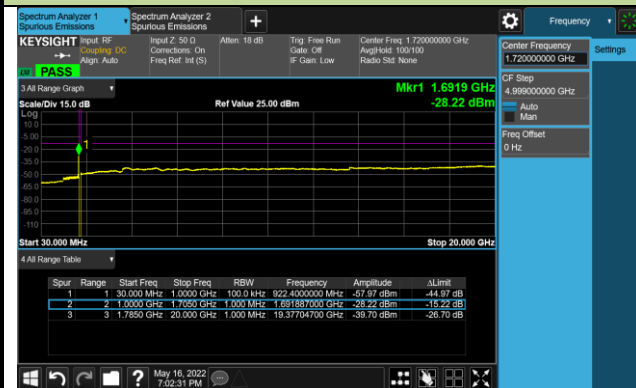
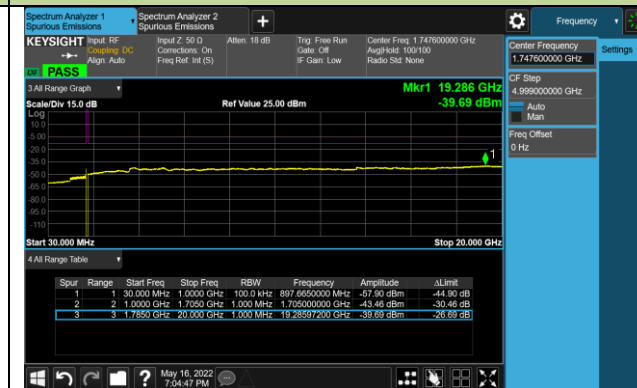


20+15MHz Channel Bandwidth

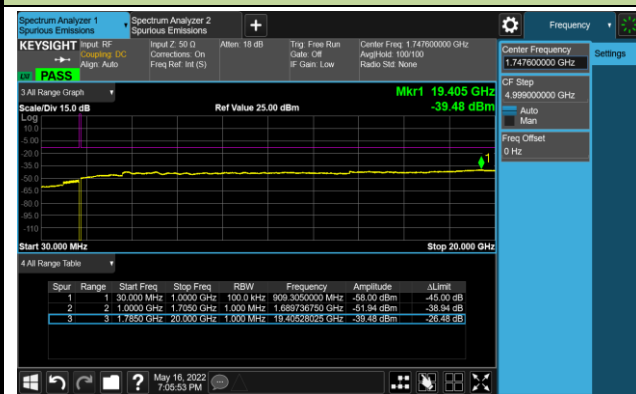
Lowest Channel



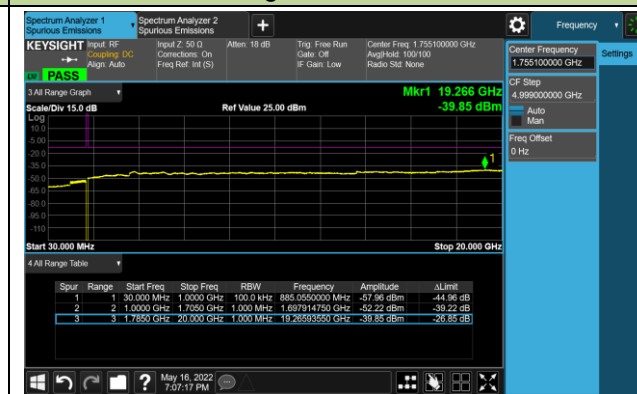
Middle Channel/1RB@0 and 1RB@74



Middle Channel/1RB@99 and 1RB@0

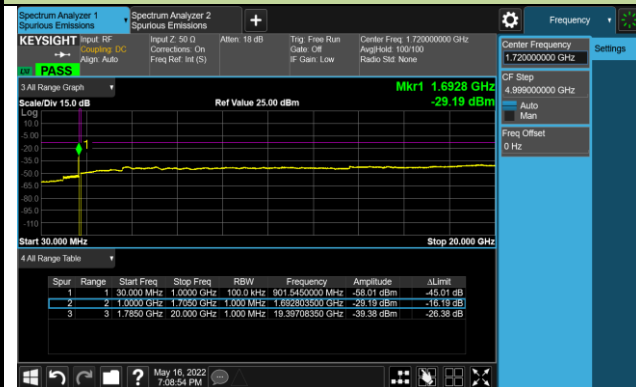


Highest Channel

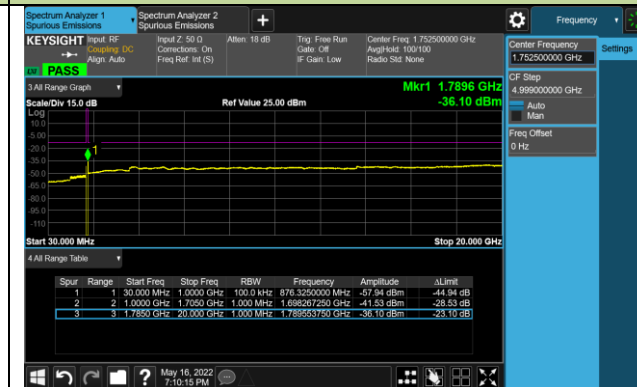


20+5MHz Channel Bandwidth

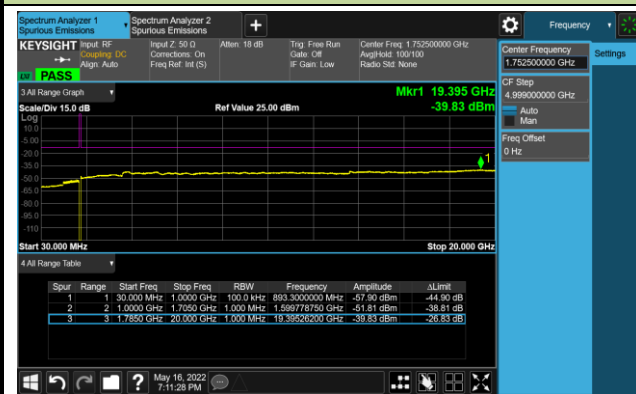
Lowest Channel



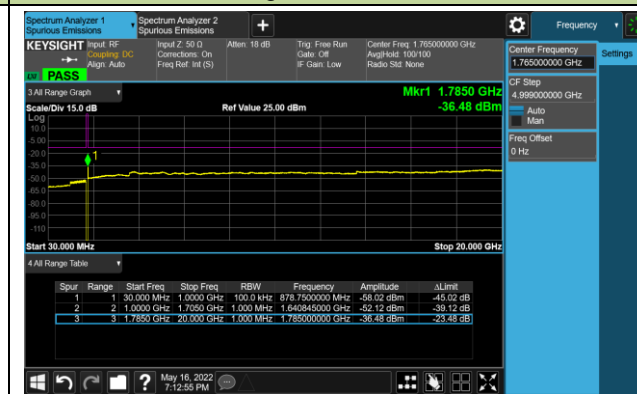
Middle Channel/1RB@0 and 1RB@24



Middle Channel/1RB@99 and 1RB@0

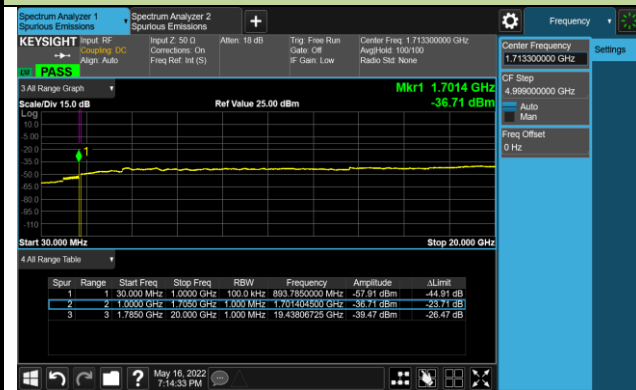


Highest Channel

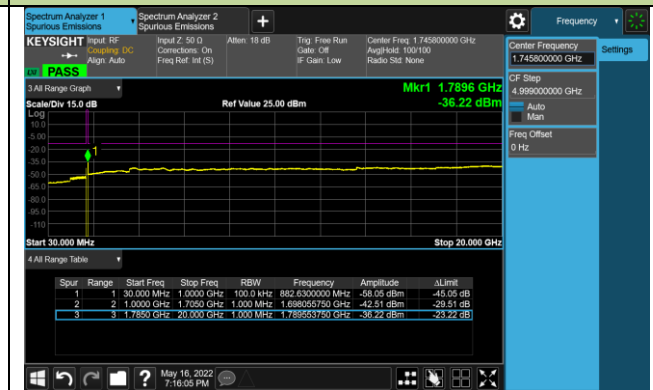


5+20MHz Channel Bandwidth

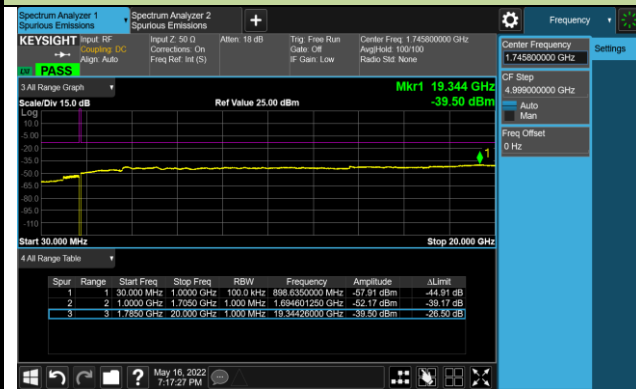
Lowest Channel



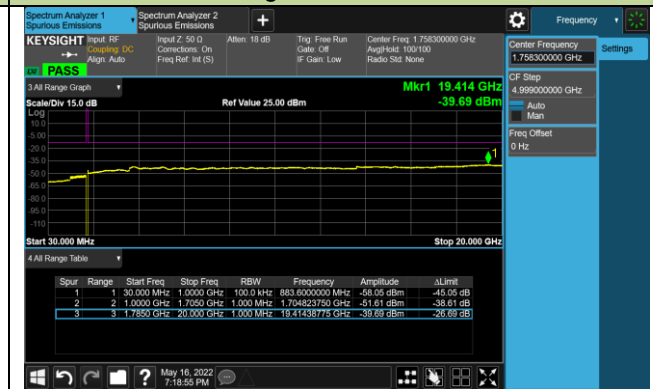
Middle Channel/1RB@0 and 1RB@99



Middle Channel/1RB@24 and 1RB@0

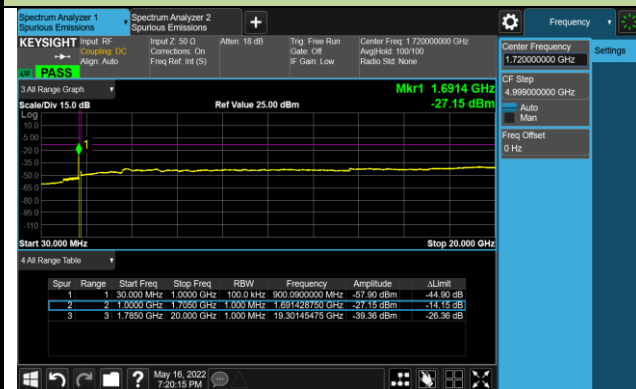


Highest Channel

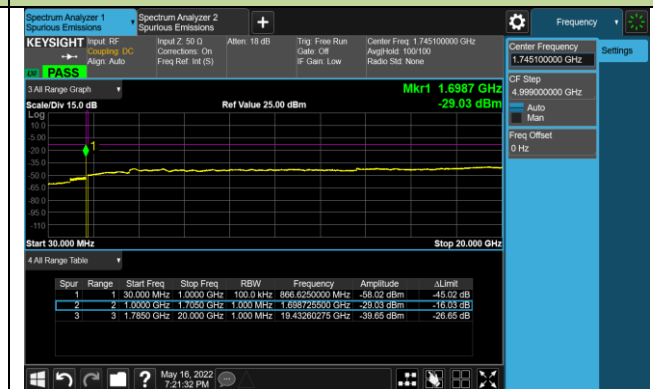


20+20MHz Channel Bandwidth

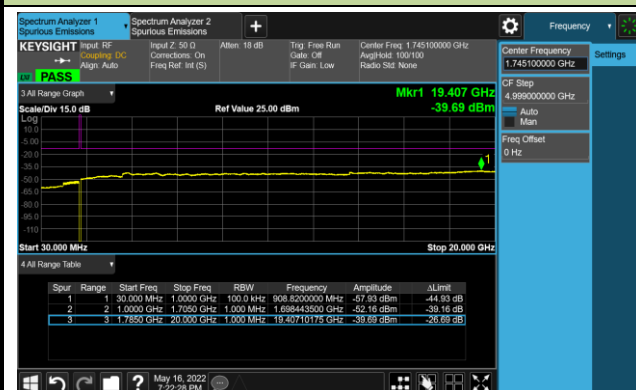
Lowest Channel



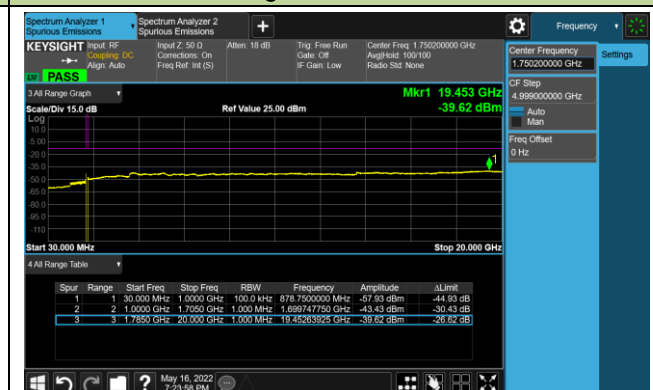
Middle Channel/1RB@0 and 1RB@99



Middle Channel/1RB@99 and 1RB@0



Highest Channel



A.7 Radiated Spurious Emissions Test Result

Test Site	SIP-AC3	Test Engineer	Wayen Wang
Test Date	2022/05/20~2022/05/30	Test Band	LTE Band 2/25, 1RB, QPSK

Frequency (MHz)	Reading Level (dBμV)	Factor (dB)	Measure Level (dBμV/m)	Limit (dBμV/m)	Margin (dB)	Detector	Polarization
Low Channel							
119.2	10.3	15.8	26.1	82.3	-56.2	Peak	Horizontal
238.1	7.9	16.5	24.4	82.3	-57.9	Peak	Horizontal
40.7	17.1	17.9	35.0	82.3	-47.3	Peak	Vertical
874.4	2.7	29.0	31.7	82.3	-50.6	Peak	Vertical
8446.0	48.9	-4.2	44.7	82.3	-37.6	Peak	Horizontal
13996.5	47.2	2.1	49.3	82.3	-33.0	Peak	Horizontal
8301.5	49.8	-4.2	45.6	82.3	-36.7	Peak	Vertical
13928.5	47.5	1.7	49.2	82.3	-33.1	Peak	Vertical
Middle Channel							
115.4	9.9	15.5	25.4	82.3	-56.9	Peak	Horizontal
238.1	7.9	16.5	24.4	82.3	-57.9	Peak	Horizontal
42.1	16.1	18.1	34.2	82.3	-48.1	Peak	Vertical
119.2	9.1	15.8	24.9	82.3	-57.4	Peak	Vertical
8633.0	48.2	-3.5	44.7	82.3	-37.6	Peak	Horizontal
13954.0	46.2	1.8	48.0	82.3	-34.3	Peak	Horizontal
14013.5	47.0	2.0	49.0	82.3	-33.3	Peak	Vertical
16555.0	46.7	4.9	51.6	82.3	-30.7	Peak	Vertical
High Channel							
116.8	10.0	15.6	25.6	82.3	-56.7	Peak	Horizontal
237.1	7.8	16.4	24.2	82.3	-58.1	Peak	Horizontal
42.1	16.8	18.1	34.9	82.3	-47.4	Peak	Vertical
52.8	13.7	17.9	31.6	82.3	-50.7	Peak	Vertical
9916.5	47.9	-2.6	45.3	82.3	-37.0	Peak	Horizontal
14030.5	46.8	1.9	48.7	82.3	-33.6	Peak	Horizontal
9058.0	48.7	-3.4	45.3	82.3	-37.0	Peak	Vertical
13945.5	47.1	1.8	48.9	82.3	-33.4	Peak	Vertical

Note: Measure Level (dBμV/m) = Reading Level (dBμV) + Factor (dB).

Test Site	SIP-AC3	Test Engineer	Wayen Wang
Test Date	2022/05/20~2022/05/30	Test Band	LTE Band 4/66, 1RB, QPSK

Frequency (MHz)	Reading Level (dBμV)	Factor (dB)	Measure Level (dBμV/m)	Limit (dBμV/m)	Margin (dB)	Detector	Polarization
Low Channel							
135.2	4.3	17.3	21.6	82.3	-60.7	Peak	Horizontal
230.3	8.6	15.7	24.3	82.3	-58.0	Peak	Horizontal
42.1	15.9	18.1	34.0	82.3	-48.3	Peak	Vertical
51.8	13.9	18.0	31.9	82.3	-50.4	Peak	Vertical
6839.5	51.7	-6.4	45.3	82.3	-37.0	Peak	Horizontal
14081.5	47.1	2.1	49.2	82.3	-33.1	Peak	Horizontal
9755.0	48.6	-2.9	45.7	82.3	-36.6	Peak	Vertical
13945.5	47.0	1.8	48.8	82.3	-33.5	Peak	Vertical
Middle Channel							
120.7	7.5	15.9	23.4	82.3	-58.9	Peak	Horizontal
236.1	6.6	16.4	23.0	82.3	-59.3	Peak	Horizontal
42.6	15.4	18.1	33.5	82.3	-48.8	Peak	Vertical
50.9	13.9	18.1	32.0	82.3	-50.3	Peak	Vertical
9287.5	47.4	-2.8	44.6	82.3	-37.7	Peak	Horizontal
14030.5	47.4	1.9	49.3	82.3	-33.0	Peak	Horizontal
9024.0	49.1	-3.2	45.9	82.3	-36.4	Peak	Vertical
14107.0	46.9	2.2	49.1	82.3	-33.2	Peak	Vertical
High Channel							
117.8	8.7	15.7	24.4	82.3	-57.9	Peak	Horizontal
236.6	7.8	16.4	24.2	82.3	-58.1	Peak	Horizontal
42.6	15.5	18.1	33.6	82.3	-48.7	Peak	Vertical
54.7	11.3	17.8	29.1	82.3	-53.2	Peak	Vertical
11021.5	48.6	-2.5	46.1	82.3	-36.2	Peak	Horizontal
13954.0	46.6	1.8	48.4	82.3	-33.9	Peak	Horizontal
8174.0	49.6	-4.7	44.9	82.3	-37.4	Peak	Vertical
13920.0	47.9	1.7	49.6	82.3	-32.7	Peak	Vertical

Note: Measure Level (dBμV/m) = Reading Level (dBμV) + Factor (dB).

Test Site	SIP-AC3	Test Engineer	Wayen Wang
Test Date	2022/05/20~2022/05/30	Test Band	LTE Band 5/26, 1RB, QPSK

Frequency (MHz)	Reading Level (dBμV)	Factor (dB)	Measure Level (dBμV/m)	Limit (dBμV/m)	Margin (dB)	Detector	Polarization
Low Channel							
117.8	6.1	15.7	21.8	82.3	-60.5	Peak	Horizontal
232.7	5.5	16.0	21.5	82.3	-60.8	Peak	Horizontal
39.7	6.5	17.8	24.3	82.3	-58.0	Peak	Vertical
53.3	5.9	17.9	23.8	82.3	-58.5	Peak	Vertical
1765.0	57.0	-17.0	40.0	82.3	-42.3	Peak	Horizontal
4247.0	50.6	-9.1	41.5	82.3	-40.8	Peak	Horizontal
5148.0	50.0	-8.1	41.9	82.3	-40.4	Peak	Vertical
7706.5	49.1	-5.4	43.7	82.3	-38.6	Peak	Vertical
Middle Channel							
119.7	5.6	15.8	21.4	82.3	-60.9	Peak	Horizontal
235.2	7.2	16.3	23.5	82.3	-58.8	Peak	Horizontal
40.2	5.8	17.9	23.7	82.3	-58.6	Peak	Vertical
54.7	4.0	17.8	21.8	82.3	-60.5	Peak	Vertical
4434.0	50.1	-8.9	41.2	82.3	-41.1	Peak	Horizontal
6882.0	49.0	-6.2	42.8	82.3	-39.5	Peak	Horizontal
4544.5	50.5	-8.9	41.6	82.3	-40.7	Peak	Vertical
7706.5	49.9	-5.4	44.5	82.3	-37.8	Peak	Vertical
High Channel							
140.1	3.5	17.6	21.1	82.3	-61.2	Peak	Horizontal
240.5	5.3	16.6	21.9	82.3	-60.4	Peak	Horizontal
40.7	5.7	17.9	23.6	82.3	-58.7	Peak	Vertical
53.3	6.8	17.9	24.7	82.3	-57.6	Peak	Vertical
5003.5	50.4	-8.3	42.1	82.3	-40.2	Peak	Horizontal
7077.5	49.9	-6.1	43.8	82.3	-38.5	Peak	Horizontal
4961.0	50.4	-8.4	42.0	82.3	-40.3	Peak	Vertical
6967.0	50.3	-6.3	44.0	82.3	-38.3	Peak	Vertical

Note: Measure Level (dBμV/m) = Reading Level (dBμV) + Factor (dB).

Test Site	SIP-AC3	Test Engineer	Wayen Wang
Test Date	2022/05/20~2022/05/30	Test Band	LTE Band 7, 1RB, QPSK

Frequency (MHz)	Reading Level (dBμV)	Factor (dB)	Measure Level (dBμV/m)	Limit (dBμV/m)	Margin (dB)	Detector	Polarization
Low Channel							
140.6	6.3	17.7	24.0	70.3	-46.3	Peak	Horizontal
232.7	6.1	16.0	22.1	70.3	-48.2	Peak	Horizontal
54.7	9.3	17.8	27.1	70.3	-43.2	Peak	Vertical
131.9	6.3	17.0	23.3	70.3	-47.0	Peak	Vertical
5003.5	52.3	-8.3	44.0	70.3	-26.3	Peak	Horizontal
10001.5	50.4	-2.3	48.1	70.3	-22.2	Peak	Horizontal
6992.5	50.1	-6.2	43.9	70.3	-26.4	Peak	Vertical
10299.0	47.5	-2.2	45.3	70.3	-25.0	Peak	Vertical
Middle Channel							
54.7	9.3	17.8	27.1	70.3	-43.2	Peak	Horizontal
139.6	8.0	17.6	25.6	70.3	-44.7	Peak	Horizontal
53.3	8.4	17.9	26.3	70.3	-44.0	Peak	Vertical
138.6	8.9	17.6	26.5	70.3	-43.8	Peak	Vertical
11072.5	48.9	-2.9	46.0	70.3	-24.3	Peak	Horizontal
14175.0	46.6	2.5	49.1	70.3	-21.2	Peak	Horizontal
11047.0	48.8	-2.5	46.3	70.3	-24.0	Peak	Vertical
14234.5	47.1	2.4	49.5	70.3	-20.8	Peak	Vertical
High Channel							
118.3	5.9	15.7	21.6	70.3	-48.7	Peak	Horizontal
147.9	4.0	18.2	22.2	70.3	-48.1	Peak	Horizontal
52.8	8.3	17.9	26.2	70.3	-44.1	Peak	Vertical
117.8	6.8	15.7	22.5	70.3	-47.8	Peak	Vertical
10265.0	49.7	-2.5	47.2	70.3	-23.1	Peak	Horizontal
14098.5	47.2	2.2	49.4	70.3	-20.9	Peak	Horizontal
9678.5	47.6	-2.8	44.8	70.3	-25.5	Peak	Vertical
14175.0	46.2	2.5	48.7	70.3	-21.6	Peak	Vertical

Note: Measure Level (dBμV/m) = Reading Level (dBμV) + Factor (dB).

Test Site	SIP-AC3	Test Engineer	Wayen Wang
Test Date	2022/05/20~2022/05/30	Test Band	LTE Band 12, 1RB, QPSK

Frequency (MHz)	Reading Level (dBμV)	Factor (dB)	Measure Level (dBμV/m)	Limit (dBμV/m)	Margin (dB)	Detector	Polarization
Low Channel							
36.8	20.0	17.4	37.4	82.3	-44.9	Peak	Horizontal
47.0	20.4	18.3	38.7	82.3	-43.6	Peak	Horizontal
145.4	20.1	18.1	38.2	82.3	-44.1	Peak	Vertical
471.4	21.2	22.7	43.9	82.3	-38.4	Peak	Vertical
4400.0	49.9	-9.0	40.9	82.3	-41.4	Peak	Horizontal
6193.5	49.8	-7.5	42.3	82.3	-40.0	Peak	Horizontal
4425.5	50.8	-8.9	41.9	82.3	-40.4	Peak	Vertical
6644.0	50.6	-6.6	44.0	82.3	-38.3	Peak	Vertical
Middle Channel							
484.4	21.7	22.9	44.6	82.3	-37.7	Peak	Horizontal
587.8	21.9	25.2	47.1	82.3	-35.2	Peak	Horizontal
462.1	21.3	22.6	43.9	82.3	-38.4	Peak	Vertical
588.2	21.8	25.2	47.0	82.3	-35.3	Peak	Vertical
1773.5	66.3	-17.0	49.3	82.3	-33.0	Peak	Horizontal
2428.0	55.1	-14.6	40.5	82.3	-41.8	Peak	Horizontal
5046.0	49.5	-8.1	41.4	82.3	-40.9	Peak	Vertical
6593.0	49.9	-6.8	43.1	82.3	-39.2	Peak	Vertical
High Channel							
441.3	20.9	22.1	43.0	82.3	-39.3	Peak	Horizontal
593.1	21.5	25.4	46.9	82.3	-35.4	Peak	Horizontal
430.6	21.0	21.7	42.7	82.3	-39.6	Peak	Vertical
574.2	22.1	24.7	46.8	82.3	-35.5	Peak	Vertical
4400.0	49.8	-9.0	40.8	82.3	-41.5	Peak	Horizontal
5275.5	49.5	-8.2	41.3	82.3	-41.0	Peak	Horizontal
5063.0	50.0	-8.0	42.0	82.3	-40.3	Peak	Vertical
6686.5	49.6	-6.7	42.9	82.3	-39.4	Peak	Vertical

Note: Measure Level (dBμV/m) = Reading Level (dBμV) + Factor (dB).

Test Site	SIP-AC3	Test Engineer	Wayen Wang
Test Date	2022/05/20~2022/05/30	Test Band	LTE Band 13, 1RB, QPSK

Frequency (MHz)	Reading Level (dBμV)	Factor (dB)	Measure Level (dBμV/m)	Limit (dBμV/m)	Margin (dB)	Detector	Polarization
Low Channel							
333.6	21.2	19.6	40.8	82.3	-41.5	Peak	Horizontal
590.7	21.3	25.3	46.6	82.3	-35.7	Peak	Horizontal
500.0	21.5	23.3	44.8	82.3	-37.5	Peak	Vertical
660.5	21.4	26.3	47.7	82.3	-34.6	Peak	Vertical
1569.5	50.2	-18.2	32.0	55.2	-23.2	Peak	Horizontal
1765.0	56.1	-17.0	39.1	82.3	-43.2	Peak	Horizontal
1561.0	50.3	-18.3	32.0	55.2	-23.2	Peak	Vertical
2224.0	51.2	-15.1	36.1	82.3	-46.2	Peak	Vertical
Middle Channel							
383.6	21.0	20.6	41.6	82.3	-40.7	Peak	Horizontal
589.7	22.0	25.3	47.3	82.3	-35.0	Peak	Horizontal
465.5	21.4	22.6	44.0	82.3	-38.3	Peak	Vertical
527.1	22.6	23.6	46.2	82.3	-36.1	Peak	Vertical
1586.5	51.2	-18.1	33.1	55.2	-22.1	Peak	Horizontal
4383.0	50.8	-8.9	41.9	82.3	-40.4	Peak	Horizontal
1578.0	50.4	-18.2	32.2	55.2	-23.0	Peak	Vertical
4332.0	49.3	-8.6	40.7	82.3	-41.6	Peak	Vertical
High Channel							
499.0	21.3	23.3	44.6	82.3	-37.7	Peak	Horizontal
656.6	22.5	26.2	48.7	82.3	-33.6	Peak	Horizontal
508.2	21.4	23.5	44.9	82.3	-37.4	Peak	Vertical
652.3	21.5	26.2	47.7	82.3	-34.6	Peak	Vertical
1578.0	49.8	-18.2	31.6	55.2	-23.6	Peak	Horizontal
4340.5	50.7	-8.8	41.9	82.3	-40.4	Peak	Horizontal
1586.5	49.5	-18.1	31.4	55.2	-23.8	Peak	Vertical
6831.0	50.1	-6.4	43.7	82.3	-38.6	Peak	Vertical

Note: Measure Level (dBμV/m) = Reading Level (dBμV) + Factor (dB).

Test Site	SIP-AC3	Test Engineer	Wayen Wang
Test Date	2022/05/20~2022/05/30	Test Band	LTE Band 17, 1RB, QPSK

Frequency (MHz)	Reading Level (dBμV)	Factor (dB)	Measure Level (dBμV/m)	Limit (dBμV/m)	Margin (dB)	Detector	Polarization
Low Channel							
384.1	22.1	20.6	42.7	82.3	-39.6	Peak	Horizontal
446.6	21.6	22.3	43.9	82.3	-38.4	Peak	Horizontal
455.8	21.1	22.5	43.6	82.3	-38.7	Peak	Vertical
567.4	21.2	24.5	45.7	82.3	-36.6	Peak	Vertical
4272.5	50.2	-9.1	41.1	82.3	-41.2	Peak	Horizontal
6108.5	49.7	-7.5	42.2	82.3	-40.1	Peak	Horizontal
4323.5	50.7	-8.9	41.8	82.3	-40.5	Peak	Vertical
7672.5	49.8	-5.4	44.4	82.3	-37.9	Peak	Vertical
Middle Channel							
456.3	21.5	22.5	44.0	82.3	-38.3	Peak	Horizontal
584.4	21.4	25.0	46.4	82.3	-35.9	Peak	Horizontal
448.1	21.0	22.3	43.3	82.3	-39.0	Peak	Vertical
594.5	22.2	25.4	47.6	82.3	-34.7	Peak	Vertical
3677.5	50.2	-10.1	40.1	82.3	-42.2	Peak	Horizontal
6329.5	50.2	-7.3	42.9	82.3	-39.4	Peak	Horizontal
6380.5	49.8	-7.1	42.7	82.3	-39.6	Peak	Vertical
7519.5	49.5	-5.6	43.9	82.3	-38.4	Peak	Vertical
High Channel							
148.3	20.2	18.2	38.4	82.3	-43.9	Peak	Horizontal
452.9	20.5	22.4	42.9	82.3	-39.4	Peak	Horizontal
438.4	21.1	22.0	43.1	82.3	-39.2	Peak	Vertical
579.5	22.9	24.9	47.8	82.3	-34.5	Peak	Vertical
5046.0	49.8	-8.1	41.7	82.3	-40.6	Peak	Horizontal
7460.0	49.1	-5.7	43.4	82.3	-38.9	Peak	Horizontal
6907.5	49.5	-6.4	43.1	82.3	-39.2	Peak	Vertical
7545.0	50.2	-5.6	44.6	82.3	-37.7	Peak	Vertical

Note: Measure Level (dBμV/m) = Reading Level (dBμV) + Factor (dB).

Test Site	SIP-AC3	Test Engineer	Wayen Wang
Test Date	2022/05/20~2022/05/30	Test Band	LTE Band 38/41_HPUE, 1RB, QPSK

Frequency (MHz)	Reading Level (dBμV)	Factor (dB)	Measure Level (dBμV/m)	Limit (dBμV/m)	Margin (dB)	Detector	Polarization
Low Channel							
147.9	9.6	18.2	27.8	70.3	-42.5	Peak	Horizontal
236.1	6.2	16.4	22.6	70.3	-47.7	Peak	Horizontal
53.3	7.8	17.9	25.7	70.3	-44.6	Peak	Vertical
138.2	10.5	17.5	28.0	70.3	-42.3	Peak	Vertical
8998.5	48.6	-3.2	45.4	70.3	-24.9	Peak	Horizontal
14192.0	46.3	2.5	48.8	70.3	-21.5	Peak	Horizontal
8216.5	48.5	-4.4	44.1	70.3	-26.2	Peak	Vertical
13894.5	47.5	1.3	48.8	70.3	-21.5	Peak	Vertical
Middle Channel							
140.6	9.1	17.7	26.8	70.3	-43.5	Peak	Horizontal
510.2	2.7	23.6	26.3	70.3	-44.0	Peak	Horizontal
52.8	8.3	17.9	26.2	70.3	-44.1	Peak	Vertical
138.6	11.5	17.6	29.1	70.3	-41.2	Peak	Vertical
8981.5	48.8	-3.3	45.5	70.3	-24.8	Peak	Horizontal
13937.0	47.6	1.7	49.3	70.3	-21.0	Peak	Horizontal
10435.0	48.2	-2.8	45.4	70.3	-24.9	Peak	Vertical
13903.0	47.0	1.4	48.4	70.3	-21.9	Peak	Vertical
High Channel							
119.7	7.1	15.8	22.9	70.3	-47.4	Peak	Horizontal
236.6	6.2	16.4	22.6	70.3	-47.7	Peak	Horizontal
40.7	6.3	17.9	24.2	70.3	-46.1	Peak	Vertical
78.0	6.3	14.0	20.3	70.3	-50.0	Peak	Vertical
9678.5	48.6	-2.8	45.8	70.3	-24.5	Peak	Horizontal
11897.0	48.1	-2.8	45.3	70.3	-25.0	Peak	Horizontal
11123.5	48.9	-2.7	46.2	70.3	-24.1	Peak	Vertical
14005.0	46.9	2.1	49.0	70.3	-21.3	Peak	Vertical

Note: Measure Level (dBμV/m) = Reading Level (dBμV) + Factor (dB).

Test Site	SIP-AC3	Test Engineer	Wayen Wang
Test Date	2022/05/20~2022/05/30	Test Band	LTE Band 71, 1RB, QPSK

Frequency (MHz)	Reading Level (dBμV)	Factor (dB)	Measure Level (dBμV/m)	Limit (dBμV/m)	Margin (dB)	Detector	Polarization
Low Channel							
150.3	20.1	18.2	38.3	82.3	-44.0	Peak	Horizontal
328.8	21.4	19.4	40.8	82.3	-41.5	Peak	Horizontal
457.3	22.0	22.5	44.5	82.3	-37.8	Peak	Vertical
579.0	21.9	24.8	46.7	82.3	-35.6	Peak	Vertical
3864.5	49.2	-9.7	39.5	82.3	-42.8	Peak	Horizontal
5020.5	49.9	-8.3	41.6	82.3	-40.7	Peak	Horizontal
4332.0	49.9	-8.6	41.3	82.3	-41.0	Peak	Vertical
6457.0	49.4	-6.8	42.6	82.3	-39.7	Peak	Vertical
Middle Channel							
48.4	19.4	18.2	37.6	82.3	-44.7	Peak	Horizontal
164.8	20.4	17.9	38.3	82.3	-44.0	Peak	Horizontal
327.3	21.2	19.4	40.6	82.3	-41.7	Peak	Vertical
485.9	21.7	22.9	44.6	82.3	-37.7	Peak	Vertical
2419.5	57.2	-14.6	42.6	82.3	-39.7	Peak	Horizontal
4289.5	50.4	-8.9	41.5	82.3	-40.8	Peak	Horizontal
4442.5	49.6	-9.0	40.6	82.3	-41.7	Peak	Vertical
6185.0	50.0	-7.5	42.5	82.3	-39.8	Peak	Vertical
Top CH 23825 (713.5MHz)							
431.6	21.7	21.8	43.5	82.3	-38.8	Peak	Horizontal
505.3	21.2	23.5	44.7	82.3	-37.6	Peak	Horizontal
501.4	21.8	23.4	45.2	82.3	-37.1	Peak	Vertical
564.5	22.7	24.5	47.2	82.3	-35.1	Peak	Vertical
4383.0	51.7	-8.9	42.8	82.3	-39.5	Peak	Horizontal
5063.0	50.5	-8.0	42.5	82.3	-39.8	Peak	Horizontal
4425.5	50.6	-8.9	41.7	82.3	-40.6	Peak	Vertical
6100.0	50.7	-7.5	43.2	82.3	-39.1	Peak	Vertical

Note: Measure Level (dBμV/m) = Reading Level (dBμV) + Factor (dB).

Appendix B - Test Setup Photograph

Refer to "2303RSU050-UT" file.

Appendix C - EUT Photograph

Refer to "2303RSU050-UE" file.