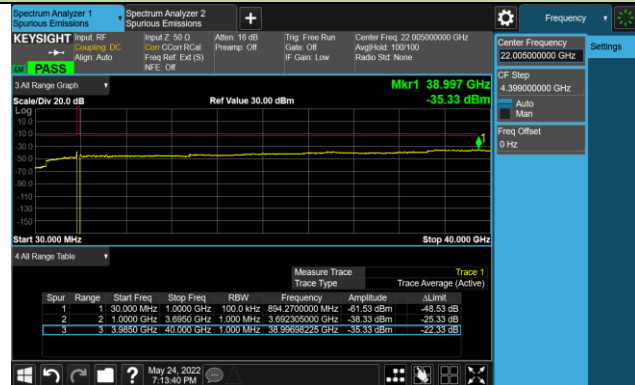


### 40MHz Channel Bandwidth

#### Channel 648000 (3720.00MHz)



#### Channel 656000 (3840.00MHz)

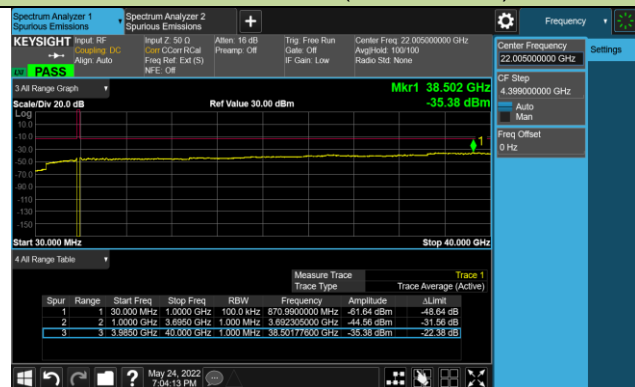


#### Channel 664000 (3960.00MHz)

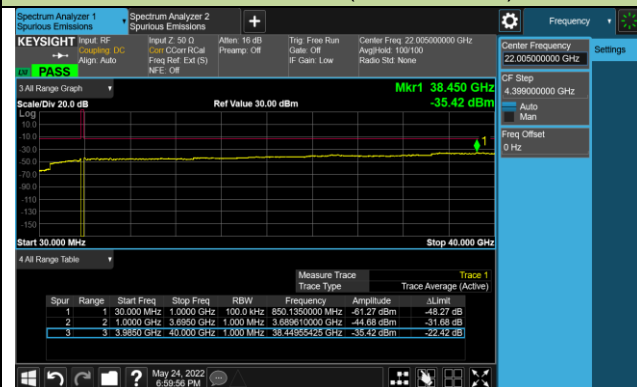


### 50MHz Channel Bandwidth

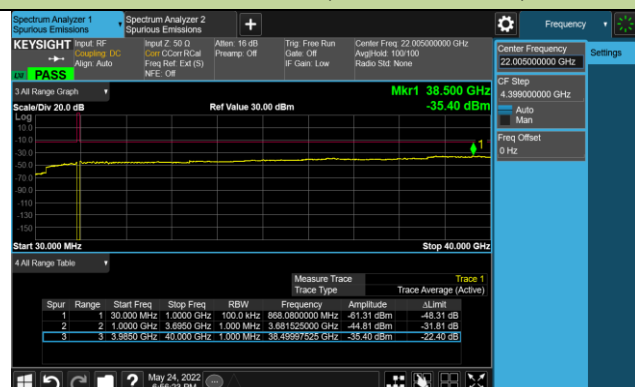
#### Channel 648334 (3725.01MHz)



#### Channel 656000 (3840.00MHz)

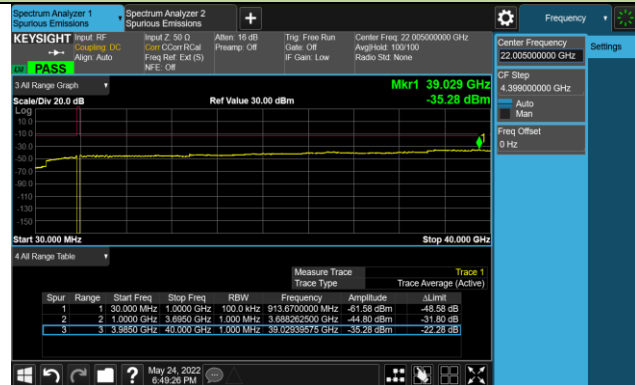


#### Channel 663666 (3954.9900MHz)

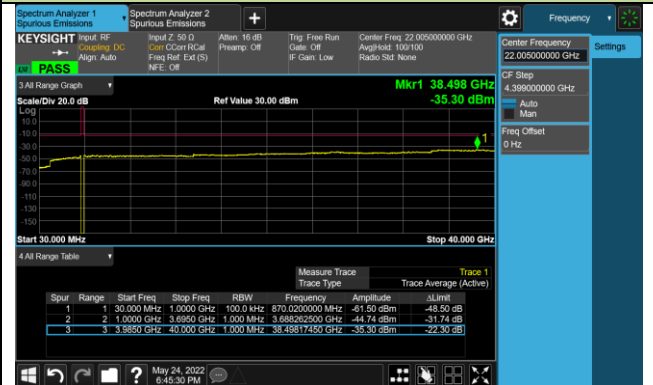


### 60MHz Channel Bandwidth

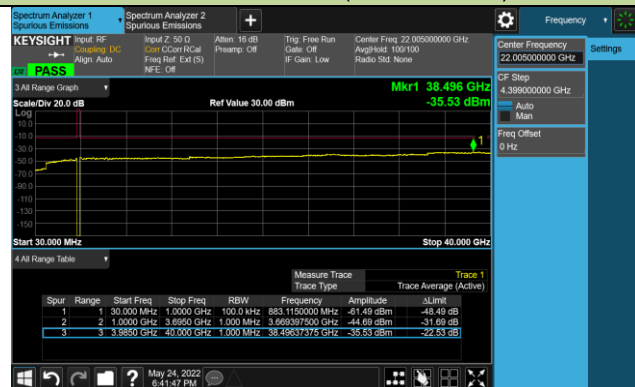
#### Channel 648668 (3730.02MHz)



#### Channel 656000 (3840.00MHz)

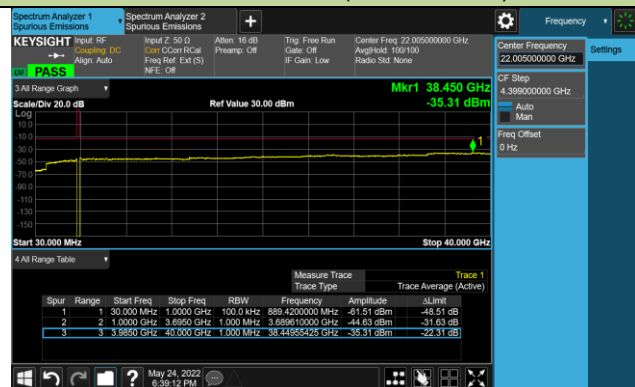


#### Channel 663332 (3949.98MHz)

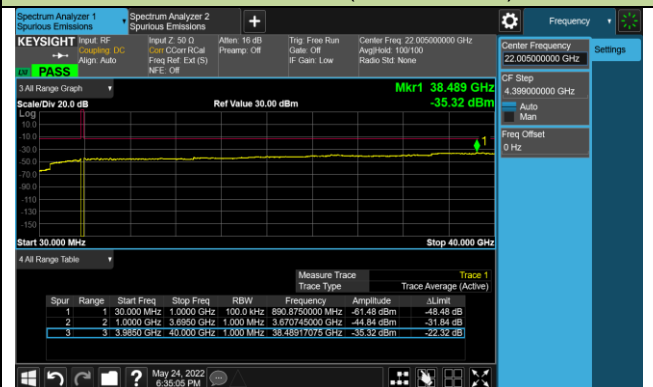


### 70MHz Channel Bandwidth

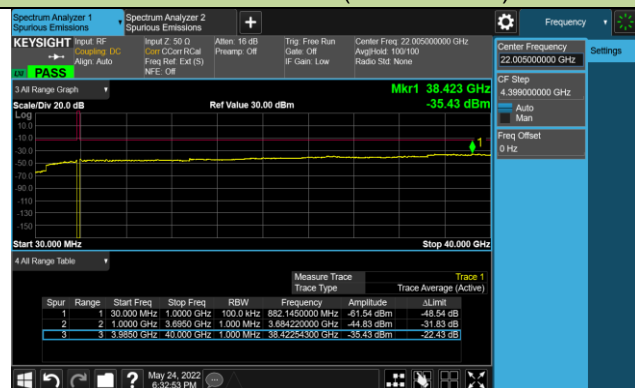
#### Channel 649000 (3735.00MHz)



#### Channel 656000 (3840.00MHz)

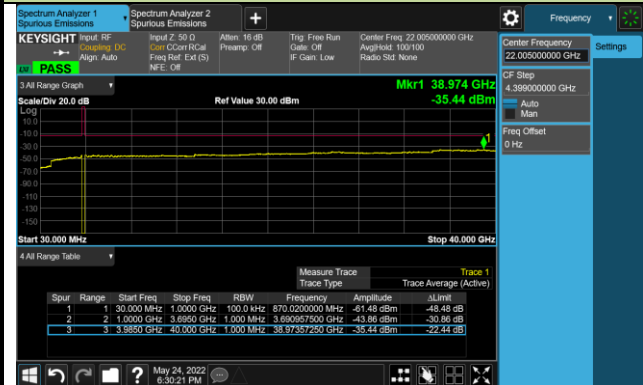


#### Channel 663000 (3945.00MHz)

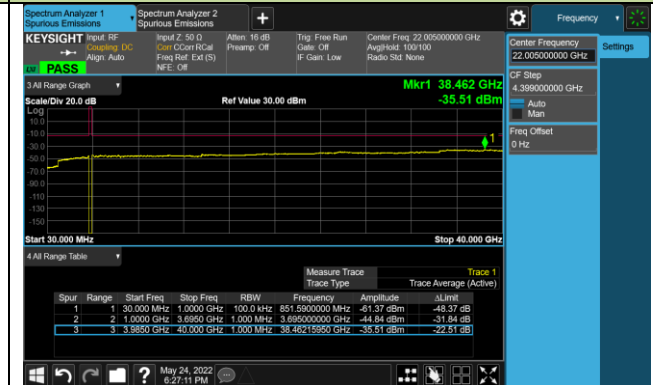


### 80MHz Channel Bandwidth

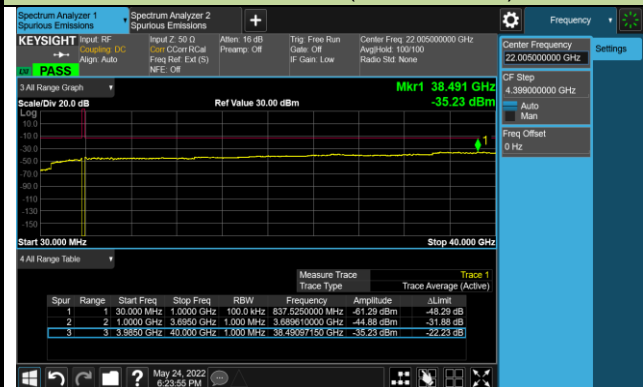
#### Channel 649334 (3740.01MHz)



#### Channel 656000 (3840.00MHz)

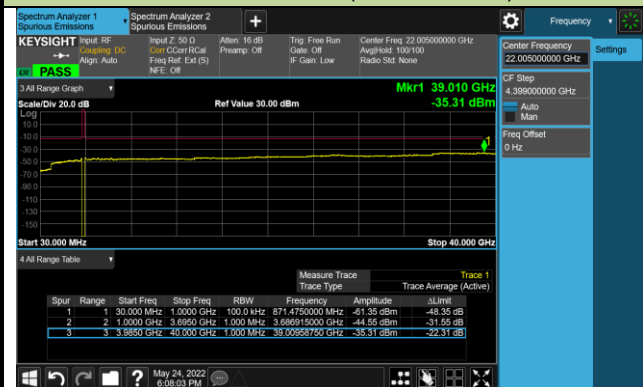


#### Channel 662666 (3939.99MHz)

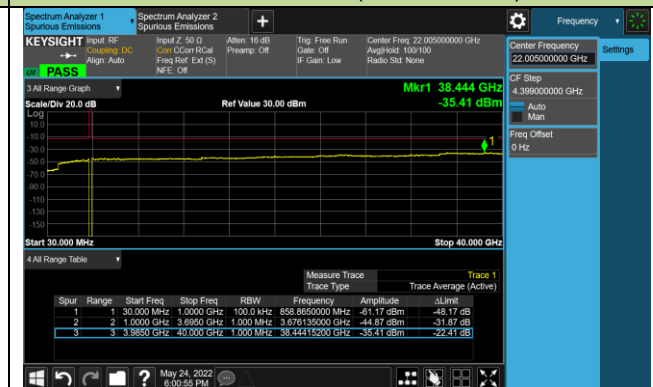


### 90MHz Channel Bandwidth

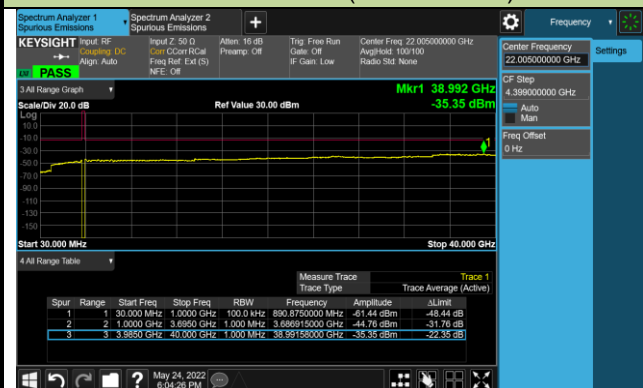
#### Channel 649668 (3745.02MHz)

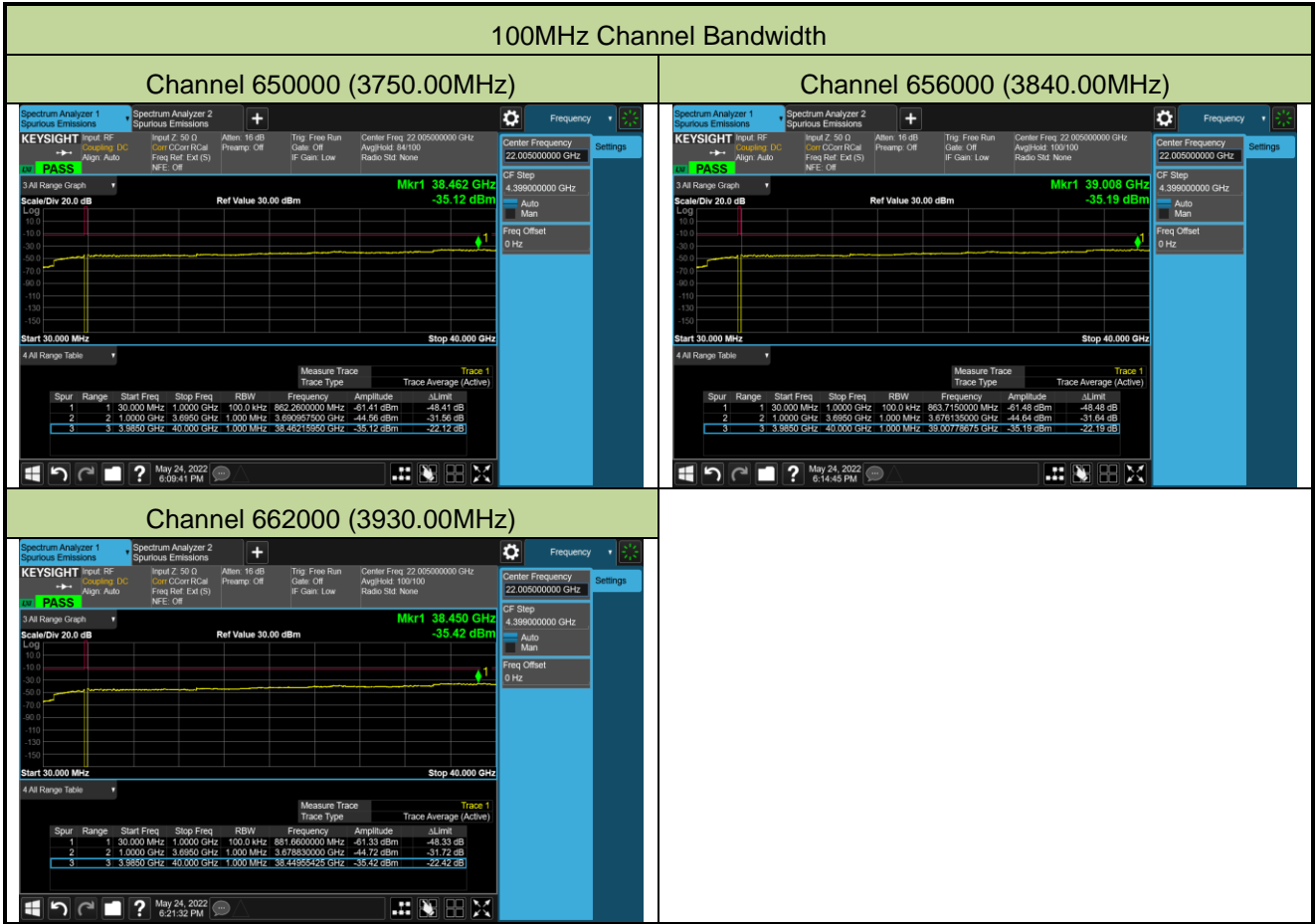


#### Channel 656000 (3840.00MHz)



#### Channel 662332 (3934.98MHz)



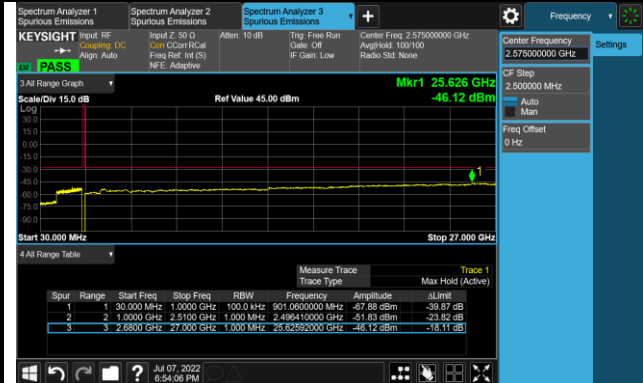


Test Site	SIP-SR1	Test Engineer	Cloud Guo
Test Date	2022/07/07	Test Band	n38_MIMO_HPUE (Port 1)

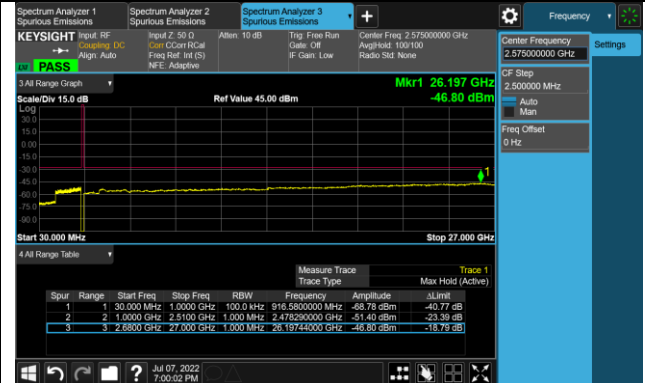
Frequency (MHz)	Channel Bandwidth (MHz)	Frequency Range (MHz)	Max Spurious Emissions (dBm)	Limit (dBm)	Result
2575.0	10	30 ~ 27000	-46.12	≤ -28.01	Pass
2595.0	10	30 ~ 27000	-46.80	≤ -28.01	Pass
2615.0	10	30 ~ 27000	-46.44	≤ -28.01	Pass
2577.5	15	30 ~ 27000	-46.54	≤ -28.01	Pass
2595.0	15	30 ~ 27000	-46.57	≤ -28.01	Pass
2612.5	15	30 ~ 27000	-46.40	≤ -28.01	Pass
2580.0	20	30 ~ 27000	-46.68	≤ -28.01	Pass
2595.0	20	30 ~ 27000	-47.12	≤ -28.01	Pass
2610.0	20	30 ~ 27000	-46.60	≤ -28.01	Pass
2585.0	30	30 ~ 27000	-46.58	≤ -28.01	Pass
2595.0	30	30 ~ 27000	-46.77	≤ -28.01	Pass
2605.0	30	30 ~ 27000	-46.76	≤ -28.01	Pass
2590.0	40	30 ~ 27000	-46.68	≤ -28.01	Pass
2595.0	40	30 ~ 27000	-47.01	≤ -28.01	Pass
2600.0	40	30 ~ 27000	-46.77	≤ -28.01	Pass

### 10MHz Channel Bandwidth

#### Channel 515000 (2575.0MHz)



#### Channel 519000 (2595.0MHz)



#### Channel 523000 (2615.0MHz)

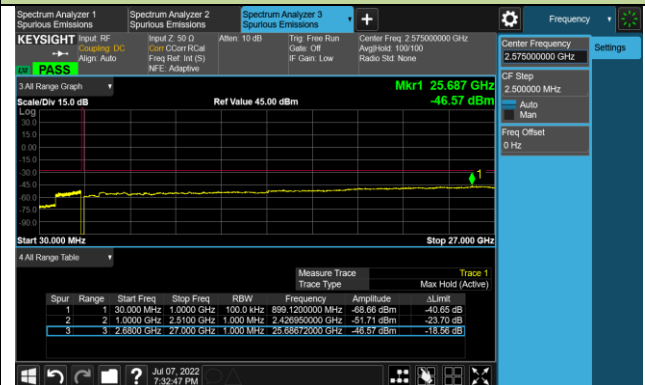


### 15MHz Channel Bandwidth

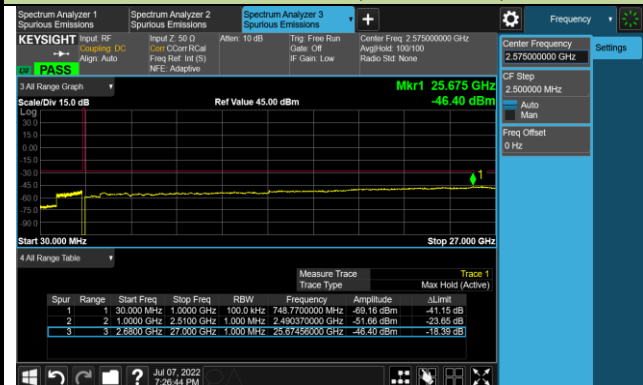
#### Channel 515500 (2577.5MHz)



#### Channel 519000 (2595.0MHz)

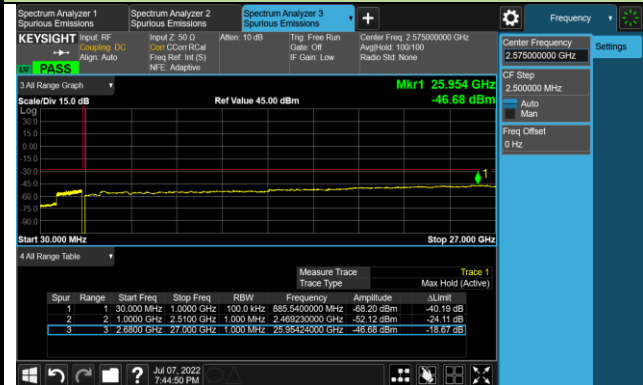


#### Channel 522500 (2612.5MHz)

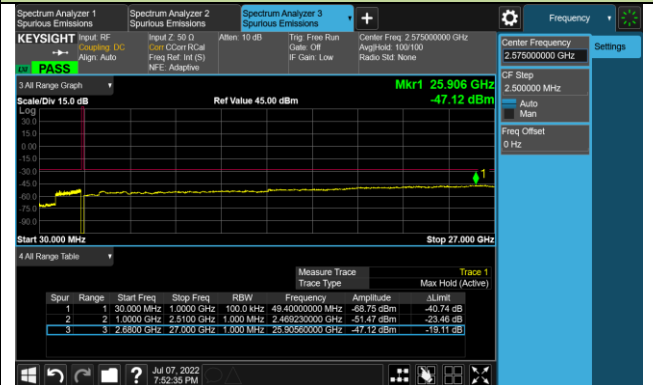


### 20MHz Channel Bandwidth

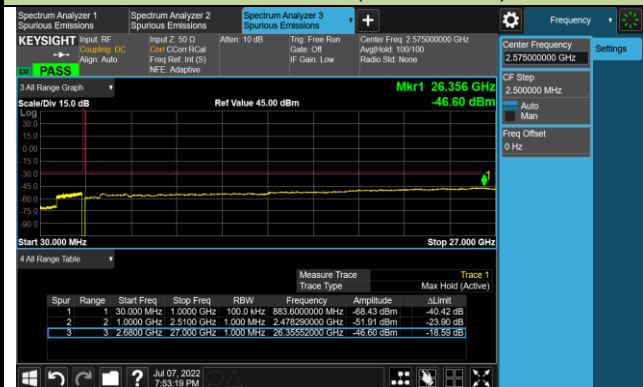
#### Channel 516000 (2580.0MHz)



#### Channel 519000 (2595.0MHz)

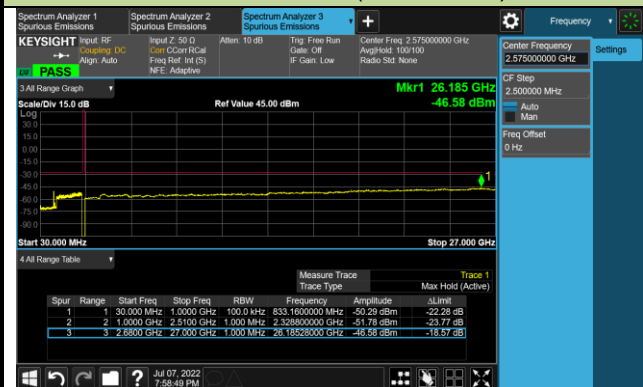


#### Channel 522000 (2610.0MHz)

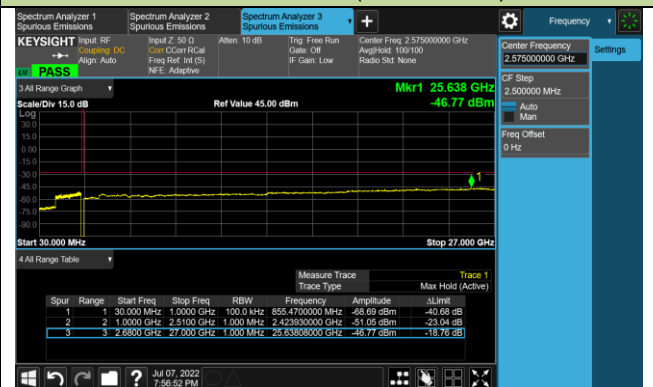


### 30MHz Channel Bandwidth

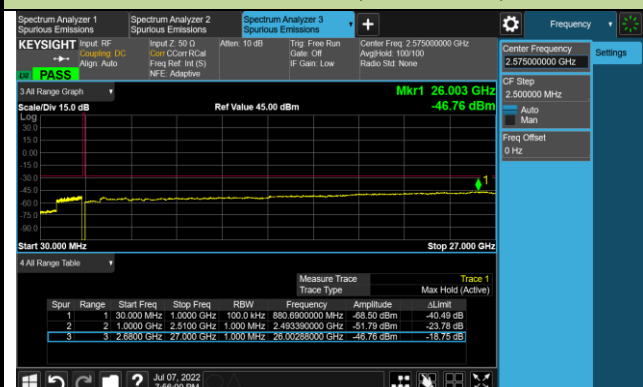
#### Channel 517000 (2585.0MHz)



#### Channel 519000 (2595.0MHz)

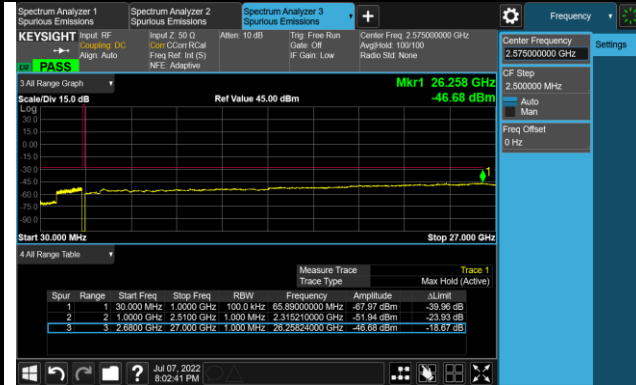


#### Channel 521000 (2605.0MHz)

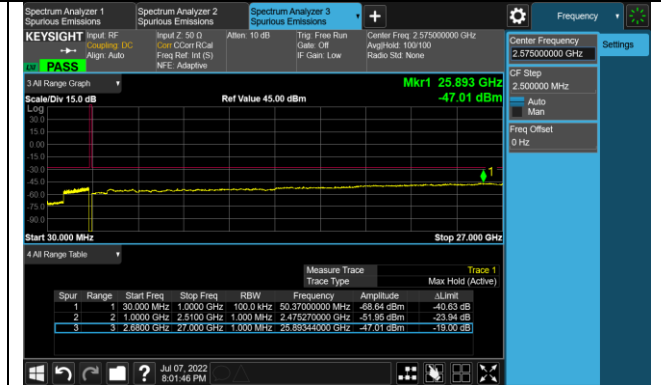


40MHz Channel Bandwidth

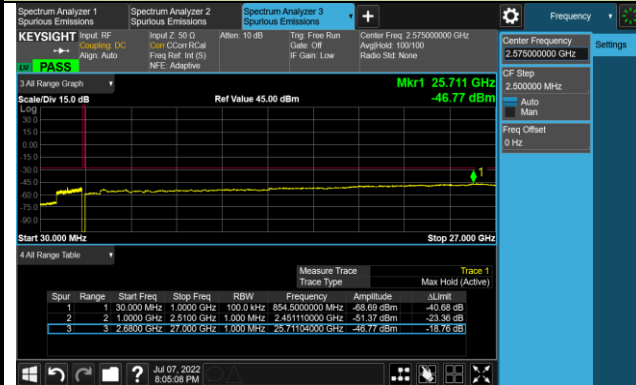
Channel 518000 (2590.0MHz)



Channel 51900 (2595.0MHz)



Channel 520000 (2600.0MHz)



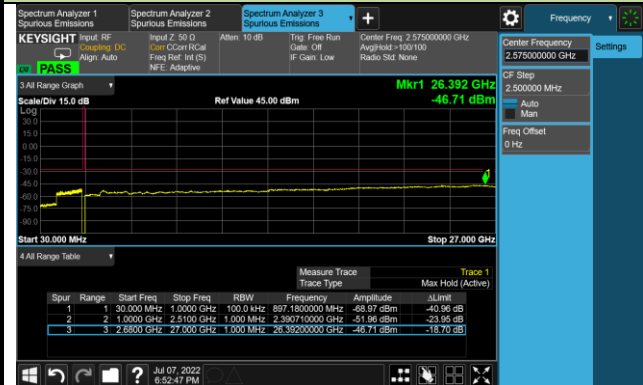


Test Site	SIP-SR1	Test Engineer	Cloud Guo
Test Date	2022/07/07	Test Band	n38_MIMO_HPUE (Port 3)

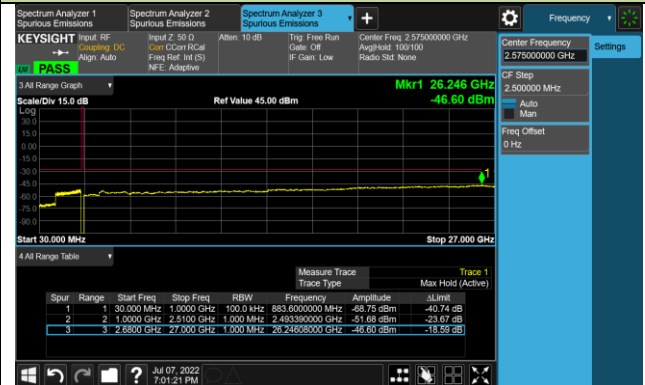
Frequency (MHz)	Channel Bandwidth (MHz)	Frequency Range (MHz)	Max Spurious Emissions (dBm)	Limit (dBm)	Result
2575.0	10	30 ~ 27000	-46.71	≤ -28.01	Pass
2595.0	10	30 ~ 27000	-46.60	≤ -28.01	Pass
2615.0	10	30 ~ 27000	-46.30	≤ -28.01	Pass
2577.5	15	30 ~ 27000	-46.09	≤ -28.01	Pass
2595.0	15	30 ~ 27000	-46.87	≤ -28.01	Pass
2612.5	15	30 ~ 27000	-46.75	≤ -28.01	Pass
2580.0	20	30 ~ 27000	-46.25	≤ -28.01	Pass
2595.0	20	30 ~ 27000	-46.49	≤ -28.01	Pass
2610.0	20	30 ~ 27000	-46.71	≤ -28.01	Pass
2585.0	30	30 ~ 27000	-46.17	≤ -28.01	Pass
2595.0	30	30 ~ 27000	-46.82	≤ -28.01	Pass
2605.0	30	30 ~ 27000	-46.28	≤ -28.01	Pass
2590.0	40	30 ~ 27000	-46.75	≤ -28.01	Pass
2595.0	40	30 ~ 27000	-46.49	≤ -28.01	Pass
2600.0	40	30 ~ 27000	-46.67	≤ -28.01	Pass

### 10MHz Channel Bandwidth

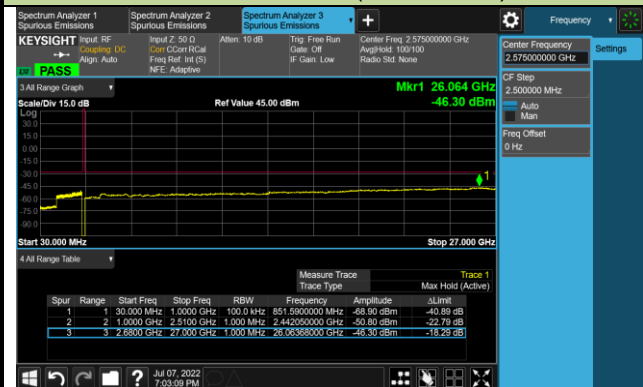
#### Channel 515000 (2575.0MHz)



#### Channel 519000 (2595.0MHz)

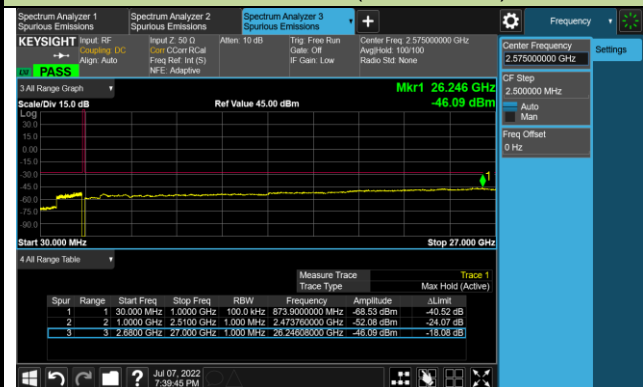


#### Channel 523000 (2615.0MHz)

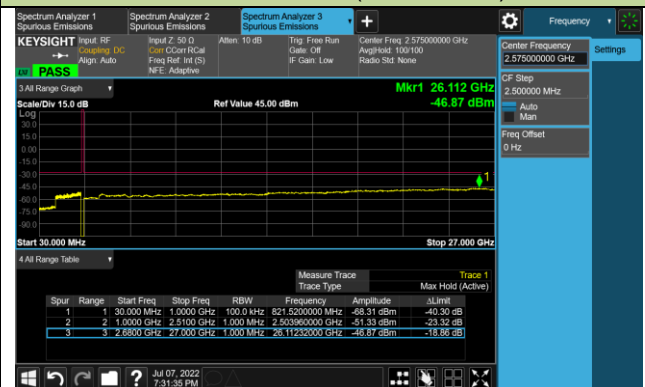


### 15MHz Channel Bandwidth

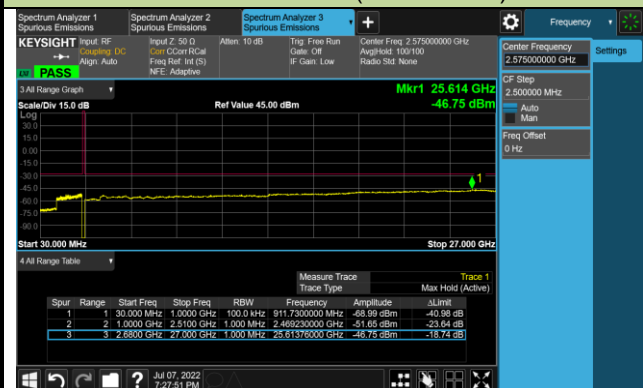
#### Channel 515500 (2577.5MHz)



#### Channel 519000 (2595.0MHz)

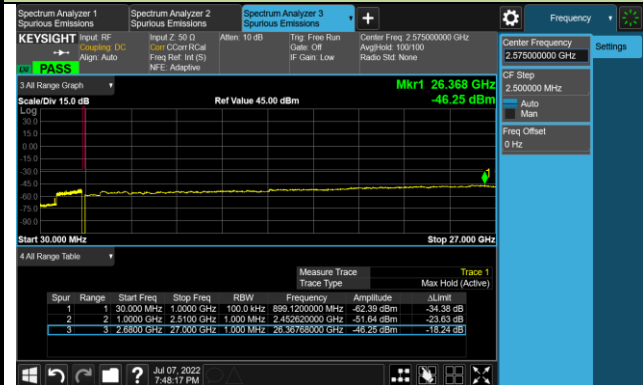


#### Channel 522500 (2612.5MHz)

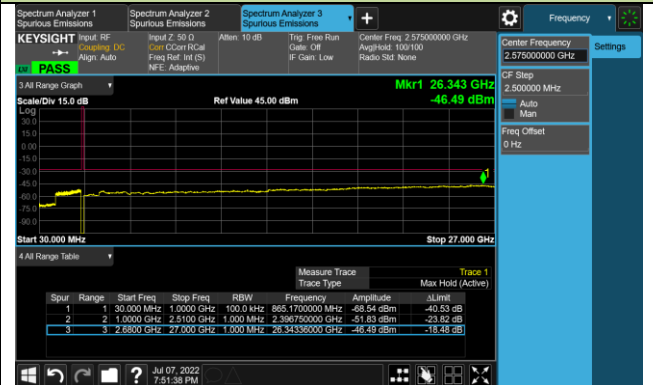


### 20MHz Channel Bandwidth

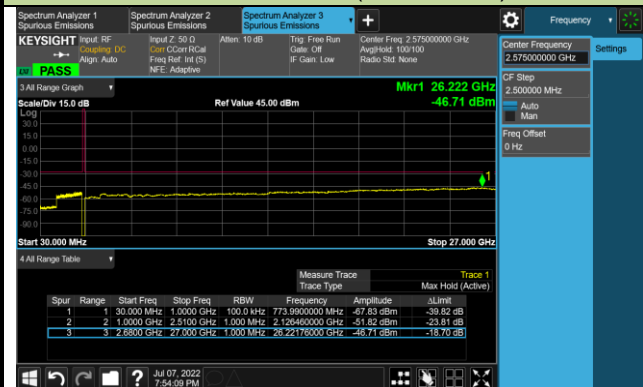
#### Channel 516000 (2580.0MHz)



#### Channel 519000 (2595.0MHz)

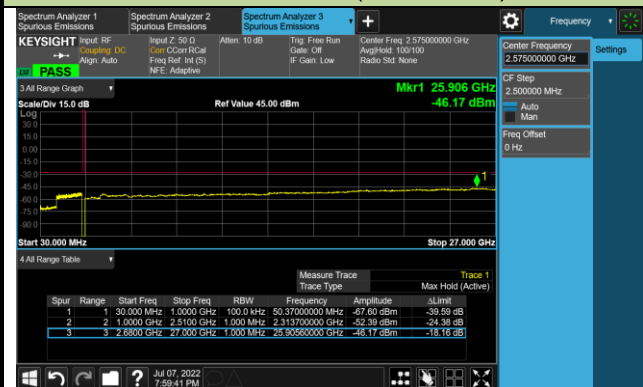


#### Channel 522000 (2610.0MHz)

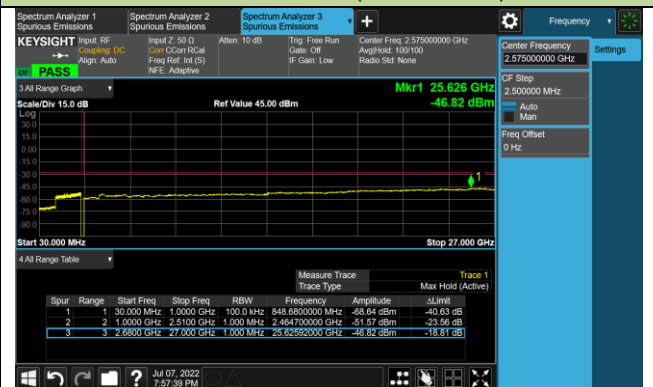


### 30MHz Channel Bandwidth

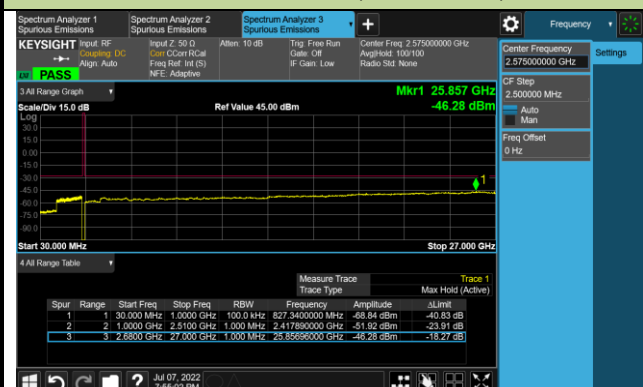
#### Channel 517000 (2585.0MHz)



#### Channel 519000 (2595.0MHz)



#### Channel 521000 (2605.0MHz)





**A.7 Radiated Spurious Emissions Test Result**

Test Site	WZ-AC2	Test Engineer	Lucas Wang
Test Date	2022/05/21 ~ 2022/06/06	Test Band	n2/n25_SA, 5MHz Bandwidth, 1RB, QPSK

Frequency (MHz)	Reading Level (dB $\mu$ V)	Factor (dB)	Measure Level (dB $\mu$ V/m)	Limit (dB $\mu$ V/m)	Margin (dB)	Detector	Polarization
<b>Low Channel</b>							
54.3	1.9	20.4	22.3	82.3	-60.0	Peak	Horizontal
752.2	2.3	29.5	31.8	82.3	-50.5	Peak	Horizontal
33.4	18.4	17.7	36.1	82.3	-46.2	Peak	Vertical
724.5	2.9	28.8	31.7	82.3	-50.6	Peak	Vertical
8208.0	33.0	11.9	44.9	82.3	-37.4	Peak	Horizontal
13146.5	31.8	18.9	50.7	82.3	-31.6	Peak	Horizontal
8021.0	34.1	12.3	46.4	82.3	-35.9	Peak	Vertical
11659.0	31.0	18.6	49.6	82.3	-32.7	Peak	Vertical
<b>Middle Channel</b>							
136.7	4.6	15.4	20.0	82.3	-62.3	Peak	Horizontal
865.2	3.3	31.1	34.4	82.3	-47.9	Peak	Horizontal
33.4	19.5	17.7	37.2	82.3	-45.1	Peak	Vertical
723.1	2.5	28.8	31.3	82.3	-51.0	Peak	Vertical
7851.0	33.4	11.6	45.0	82.3	-37.3	Peak	Horizontal
11540.0	31.6	18.0	49.6	82.3	-32.7	Peak	Horizontal
7247.5	32.4	11.5	43.9	82.3	-38.4	Peak	Vertical
11523.0	31.4	18.3	49.7	82.3	-32.6	Peak	Vertical
<b>High Channel</b>							
137.7	5.2	15.3	20.5	82.3	-61.8	Peak	Horizontal
803.6	2.5	29.9	32.4	82.3	-49.9	Peak	Horizontal
39.7	18.0	19.4	37.4	82.3	-44.9	Peak	Vertical
662.4	2.0	27.9	29.9	82.3	-52.4	Peak	Vertical
7137.0	32.8	11.6	44.4	82.3	-37.9	Peak	Horizontal
11497.5	31.8	18.0	49.8	82.3	-32.5	Peak	Horizontal
8199.5	33.4	12.1	45.5	82.3	-36.8	Peak	Vertical
11421.0	31.6	17.9	49.5	82.3	-32.8	Peak	Vertical

Note: Measure Level (dB $\mu$ V/m) = Reading Level (dB $\mu$ V) + Factor (dB).

Test Site	WZ-AC2	Test Engineer	Lucas Wang
Test Date	2022/05/21 ~ 2022/06/06	Test Band	n5/n26_SA, 5MHz Bandwidth, 1RB, QPSK

Frequency (MHz)	Reading Level (dBμV)	Factor (dB)	Measure Level (dBμV/m)	Limit (dBμV/m)	Margin (dB)	Detector	Polarization
<b>Low Channel</b>							
35.8	12.5	18.4	30.9	82.3	-51.4	Peak	Horizontal
979.1	3.7	31.7	35.4	82.3	-46.9	Peak	Horizontal
35.3	29.7	18.2	47.9	82.3	-34.4	Peak	Vertical
998.5	3.8	32.0	35.8	82.3	-46.5	Peak	Vertical
9143.0	34.4	14.1	48.5	82.3	-33.8	Peak	Horizontal
14855.0	33.8	20.4	54.2	82.3	-28.1	Peak	Horizontal
10409.5	34.7	15.5	50.2	82.3	-32.1	Peak	Vertical
14872.0	33.7	20.0	53.7	82.3	-28.6	Peak	Vertical
<b>Middle Channel</b>							
35.3	13.8	18.2	32.0	82.3	-50.3	Peak	Horizontal
869.5	7.7	31.1	38.8	82.3	-43.5	Peak	Horizontal
34.4	28.9	18.0	46.9	82.3	-35.4	Peak	Vertical
972.4	5.6	31.6	37.2	82.3	-45.1	Peak	Vertical
7426.0	34.2	11.7	45.9	82.3	-36.4	Peak	Horizontal
14217.5	34.9	19.4	54.3	82.3	-28.0	Peak	Horizontal
9712.5	35.7	13.7	49.4	82.3	-32.9	Peak	Vertical
14855.0	33.5	20.4	53.9	82.3	-28.4	Peak	Vertical
<b>High Channel</b>							
46.5	2.9	20.6	23.5	82.3	-58.8	Peak	Horizontal
872.0	4.8	31.1	35.9	82.3	-46.4	Peak	Horizontal
32.4	14.8	17.5	32.3	82.3	-50.0	Peak	Vertical
870.0	4.3	31.1	35.4	82.3	-46.9	Peak	Vertical
9143.0	34.9	14.1	49.0	82.3	-33.3	Peak	Horizontal
14829.5	33.6	20.1	53.7	82.3	-28.6	Peak	Horizontal
10766.5	34.5	16.3	50.8	82.3	-31.5	Peak	Vertical
14812.5	34.2	19.9	54.1	82.3	-28.2	Peak	Vertical

Note: Measure Level (dBμV/m) = Reading Level (dBμV) + Factor (dB).

Test Site	WZ-AC2	Test Engineer	Lucas Wang
Test Date	2022/05/21 ~ 2022/06/06	Test Band	n7_SA, 5MHz Bandwidth, 1RB, QPSK

Frequency (MHz)	Reading Level (dBμV)	Factor (dB)	Measure Level (dBμV/m)	Limit (dBμV/m)	Margin (dB)	Detector	Polarization
<b>Low Channel</b>							
144.0	7.3	15.2	22.5	70.3	-47.8	Peak	Horizontal
790.5	3.0	29.6	32.6	70.3	-37.7	Peak	Horizontal
40.7	20.0	19.6	39.6	70.3	-30.7	Peak	Vertical
867.6	2.0	31.1	33.1	70.3	-37.2	Peak	Vertical
8063.5	33.5	11.7	45.2	70.3	-25.1	Peak	Horizontal
14192.0	32.5	19.6	52.1	70.3	-18.2	Peak	Horizontal
7587.5	32.4	11.5	43.9	70.3	-26.4	Peak	Vertical
13648.0	31.9	19.6	51.5	70.3	-18.8	Peak	Vertical
<b>Middle Channel</b>							
43.6	-0.1	20.4	20.3	70.3	-50.0	Peak	Horizontal
135.7	7.2	15.4	22.6	70.3	-47.7	Peak	Horizontal
32.4	21.0	17.5	38.5	70.3	-31.8	Peak	Vertical
698.8	2.1	28.6	30.7	70.3	-39.6	Peak	Vertical
7366.5	33.0	12.1	45.1	70.3	-25.2	Peak	Horizontal
12220.0	32.0	18.0	50.0	70.3	-20.3	Peak	Horizontal
7264.5	32.3	11.6	43.9	70.3	-26.4	Peak	Vertical
11591.0	31.3	18.3	49.6	70.3	-20.7	Peak	Vertical
<b>High Channel</b>							
54.3	-0.1	20.4	20.3	70.3	-50.0	Peak	Horizontal
693.5	2.9	28.6	31.5	70.3	-38.8	Peak	Horizontal
32.4	20.0	17.5	37.5	70.3	-32.8	Peak	Vertical
875.8	1.7	31.1	32.8	70.3	-37.5	Peak	Vertical
8148.5	33.4	12.3	45.7	70.3	-24.6	Peak	Horizontal
12194.5	31.5	18.4	49.9	70.3	-20.4	Peak	Horizontal
7545.0	32.9	11.8	44.7	70.3	-25.6	Peak	Vertical
11574.0	31.3	18.3	49.6	70.3	-20.7	Peak	Vertical

Note: Measure Level (dBμV/m) = Reading Level (dBμV) + Factor (dB).

Test Site	WZ-AC2	Test Engineer	Lucas Wang
Test Date	2022/05/21 ~ 2022/06/06	Test Band	n12_SA, 5MHz Bandwidth, 1RB, QPSK

Frequency (MHz)	Reading Level (dBμV)	Factor (dB)	Measure Level (dBμV/m)	Limit (dBμV/m)	Margin (dB)	Detector	Polarization
<b>Low Channel</b>							
699.8	17.7	28.6	46.3	82.3	-36.0	Peak	Horizontal
536.3	4.6	25.7	30.3	82.3	-52.0	Peak	Horizontal
31.9	17.8	17.4	35.2	82.3	-47.1	Peak	Vertical
846.7	4.7	30.7	35.4	82.3	-46.9	Peak	Vertical
10469.0	35.9	15.6	51.5	82.3	-30.8	Peak	Horizontal
14846.5	33.5	20.3	53.8	82.3	-28.5	Peak	Horizontal
10851.5	35.1	16.6	51.7	82.3	-30.6	Peak	Vertical
699.8	17.7	28.6	46.3	82.3	-36.0	Peak	Vertical
<b>Middle Channel</b>							
54.3	-1.3	20.4	19.1	82.3	-63.2	Peak	Horizontal
867.1	0.6	31.1	31.7	82.3	-50.6	Peak	Horizontal
32.4	17.9	17.5	35.4	82.3	-46.9	Peak	Vertical
917.1	0.9	31.4	32.3	82.3	-50.0	Peak	Vertical
10596.5	35.0	15.5	50.5	82.3	-31.8	Peak	Horizontal
14251.5	33.7	19.9	53.6	82.3	-28.7	Peak	Horizontal
8106.0	35.6	11.8	47.4	82.3	-34.9	Peak	Vertical
14243.0	33.2	20.0	53.2	82.3	-29.1	Peak	Vertical
<b>High Channel</b>							
51.8	-3.1	20.7	17.6	82.3	-64.7	Peak	Horizontal
850.1	0.7	30.7	31.4	82.3	-50.9	Peak	Horizontal
32.4	17.0	17.5	34.5	82.3	-47.8	Peak	Vertical
883.6	1.7	31.1	32.8	82.3	-49.5	Peak	Vertical
10503.0	34.9	15.5	50.4	82.3	-31.9	Peak	Horizontal
14855.0	34.2	20.4	54.6	82.3	-27.7	Peak	Horizontal
10639.0	35.8	15.8	51.6	82.3	-30.7	Peak	Vertical
14251.5	34.1	19.9	54.0	82.3	-28.3	Peak	Vertical

Note: Measure Level (dBμV/m) = Reading Level (dBμV) + Factor (dB).



Test Site	WZ-AC2	Test Engineer	Lucas Wang
Test Date	2022/05/21 ~ 2022/06/06	Test Band	n13_SA, 5MHz Bandwidth, 1RB, QPSK

Frequency (MHz)	Reading Level (dBμV)	Factor (dB)	Measure Level (dBμV/m)	Limit (dBμV/m)	Margin (dB)	Detector	Polarization
<b>Low Channel</b>							
120.2	15.1	16.8	31.9	82.3	-50.4	Peak	Horizontal
919.0	15.8	31.4	47.2	82.3	-35.1	Peak	Horizontal
43.1	14.9	20.3	35.2	82.3	-47.1	Peak	Vertical
890.4	15.6	31.1	46.7	82.3	-35.6	Peak	Vertical
1595.0	39.6	-5.8	33.8	55.3	-21.5	Peak	Horizontal
14251.5	33.0	19.9	52.9	82.3	-29.4	Peak	Horizontal
1569.5	38.0	-5.7	32.3	55.3	-23.0	Peak	Vertical
14472.5	33.4	19.9	53.3	82.3	-29.0	Peak	Vertical
<b>Middle Channel</b>							
51.3	14.9	20.8	35.7	82.3	-46.6	Peak	Horizontal
914.2	14.1	31.4	45.5	82.3	-36.8	Peak	Horizontal
53.3	15.5	20.5	36.0	82.3	-46.3	Peak	Vertical
918.0	15.9	31.4	47.3	82.3	-35.0	Peak	Vertical
1586.5	38.8	-5.7	33.1	55.3	-22.2	Peak	Horizontal
14744.5	33.8	19.7	53.5	82.3	-28.8	Peak	Horizontal
1578.0	39.2	-5.7	33.5	55.3	-21.8	Peak	Vertical
14744.5	33.8	19.7	53.5	82.3	-28.8	Peak	Vertical
<b>High Channel</b>							
45.5	13.5	20.6	34.1	82.3	-48.2	Peak	Horizontal
442.7	15.2	24.0	39.2	82.3	-43.1	Peak	Horizontal
32.4	17.9	17.5	35.4	82.3	-46.9	Peak	Vertical
413.2	15.3	23.8	39.1	82.3	-43.2	Peak	Vertical
1569.5	42.1	-5.7	36.4	55.3	-18.9	Peak	Horizontal
14226.0	33.2	19.5	52.7	82.3	-29.6	Peak	Horizontal
1578.0	45.3	-5.7	39.6	55.3	-15.7	Peak	Vertical
14566.0	34.4	19.7	54.1	82.3	-28.2	Peak	Vertical
Note: Measure Level (dBμV/m) = Reading Level (dBμV) + Factor (dB).							

Test Site	WZ-AC2	Test Engineer	Lucas Wang
Test Date	2022/05/21 ~ 2022/06/06	Test Band	n66_SA, 5MHz Bandwidth, 1RB, QPSK

Frequency (MHz)	Reading Level (dBμV)	Factor (dB)	Measure Level (dBμV/m)	Limit (dBμV/m)	Margin (dB)	Detector	Polarization
<b>Low Channel</b>							
43.1	0.2	20.3	20.5	82.3	-61.8	Peak	Horizontal
618.8	2.6	27.3	29.9	82.3	-52.4	Peak	Horizontal
32.4	17.5	17.5	35.0	82.3	-47.3	Peak	Vertical
610.1	2.4	27.3	29.7	82.3	-52.6	Peak	Vertical
7137.0	34.2	11.2	45.4	82.3	-36.9	Peak	Horizontal
9415.0	35.2	13.7	48.9	82.3	-33.4	Peak	Horizontal
7647.0	35.2	11.3	46.5	82.3	-35.8	Peak	Vertical
10027.0	35.6	14.2	49.8	82.3	-32.5	Peak	Vertical
<b>Bottom Channel</b>							
48.4	0.3	20.7	21.0	82.3	-61.3	Peak	Horizontal
596.0	2.6	27.3	29.9	82.3	-52.4	Peak	Horizontal
32.9	17.3	17.6	34.9	82.3	-47.4	Peak	Vertical
657.1	2.6	27.7	30.3	82.3	-52.0	Peak	Vertical
4825.0	39.2	4.0	43.2	82.3	-39.1	Peak	Horizontal
7970.0	34.8	11.8	46.6	82.3	-35.7	Peak	Horizontal
6601.5	36.7	8.5	45.2	82.3	-37.1	Peak	Vertical
10673.0	35.5	15.5	51.0	82.3	-31.3	Peak	Vertical
<b>High Channel</b>							
47.0	0.6	20.6	21.2	82.3	-61.1	Peak	Horizontal
726.5	2.7	28.8	31.5	82.3	-50.8	Peak	Horizontal
32.9	17.5	17.6	35.1	82.3	-47.2	Peak	Vertical
700.3	2.5	28.6	31.1	82.3	-51.2	Peak	Vertical
7528.0	35.3	11.4	46.7	82.3	-35.6	Peak	Horizontal
10647.5	35.4	15.7	51.1	82.3	-31.2	Peak	Horizontal
6754.5	35.7	8.7	44.4	82.3	-37.9	Peak	Vertical
8854.0	35.3	13.4	48.7	82.3	-33.6	Peak	Vertical
Note: Measure Level (dBμV/m) = Reading Level (dBμV) + Factor (dB).							

Test Site	WZ-AC2	Test Engineer	Lucas Wang
Test Date	2022/05/21 ~ 2022/06/06	Test Band	n71_SA, 5MHz Bandwidth, 1RB, QPSK

Frequency (MHz)	Reading Level (dBμV)	Factor (dB)	Measure Level (dBμV/m)	Limit (dBμV/m)	Margin (dB)	Detector	Polarization
Low Channel							
57.2	14.5	20.0	34.5	82.3	-47.8	Peak	Horizontal
906.9	13.8	31.2	45.0	82.3	-37.3	Peak	Horizontal
32.4	19.3	17.5	36.8	82.3	-45.5	Peak	Vertical
848.7	15.6	30.7	46.3	82.3	-36.0	Peak	Vertical
11055.5	33.8	16.7	50.5	82.3	-31.8	Peak	Horizontal
14464.0	34.0	20.0	54.0	82.3	-28.3	Peak	Horizontal
10622.0	35.0	15.9	50.9	82.3	-31.4	Peak	Vertical
14421.5	33.9	19.4	53.3	82.3	-29.0	Peak	Vertical
Middle Channel							
53.3	13.8	20.5	34.3	82.3	-48.0	Peak	Horizontal
862.3	14.7	31.0	45.7	82.3	-36.6	Peak	Horizontal
32.4	18.4	17.5	35.9	82.3	-46.4	Peak	Vertical
848.7	15.9	30.7	46.6	82.3	-35.7	Peak	Vertical
10486.0	34.6	15.6	50.2	82.3	-32.1	Peak	Horizontal
14821.0	33.3	20.0	53.3	82.3	-29.0	Peak	Horizontal
11064.0	33.5	16.9	50.4	82.3	-31.9	Peak	Vertical
14243.0	33.6	20.0	53.6	82.3	-28.7	Peak	Vertical
High Channel							
51.3	13.7	20.8	34.5	82.3	-47.8	Peak	Horizontal
841.9	14.9	30.5	45.4	82.3	-36.9	Peak	Horizontal
32.4	18.5	17.5	36.0	82.3	-46.3	Peak	Vertical
875.4	16.7	31.1	47.8	82.3	-34.5	Peak	Vertical
9797.5	35.0	13.9	48.9	82.3	-33.4	Peak	Horizontal
14846.5	33.0	20.3	53.3	82.3	-29.0	Peak	Horizontal
11030.0	35.4	16.4	51.8	82.3	-30.5	Peak	Vertical
14787.0	33.8	20.0	53.8	82.3	-28.5	Peak	Vertical
Note: Measure Level (dBμV/m) = Reading Level (dBμV) + Factor (dB).							

Test Site	WZ-AC2	Test Engineer	Lucas Wang
Test Date	2022/05/21 ~ 2022/06/06	Test Band	n38/n41_SA_HPUE 20MHz Bandwidth, 1RB, QPSK

Frequency (MHz)	Reading Level (dBμV)	Factor (dB)	Measure Level (dBμV/m)	Limit (dBμV/m)	Margin (dB)	Detector	Polarization
<b>Low Channel</b>							
55.7	5.2	20.2	25.4	70.3	-44.9	Peak	Horizontal
338.5	3.6	22.4	26.0	70.3	-44.3	Peak	Horizontal
32.9	22.0	17.6	39.6	70.3	-30.7	Peak	Vertical
61.0	18.1	19.2	37.3	70.3	-33.0	Peak	Vertical
8046.5	35.8	11.8	47.6	70.3	-22.7	Peak	Horizontal
14209.0	34.3	19.4	53.7	70.3	-16.6	Peak	Horizontal
7298.5	36.3	11.2	47.5	70.3	-22.8	Peak	Vertical
14481.0	34.4	19.8	54.2	70.3	-16.1	Peak	Vertical
<b>Middle Channel</b>							
54.7	8.1	20.3	28.4	70.3	-41.9	Peak	Horizontal
581.0	3.7	26.9	30.6	70.3	-39.7	Peak	Horizontal
32.9	23.0	17.6	40.6	70.3	-29.7	Peak	Vertical
54.3	19.3	20.4	39.7	70.3	-30.6	Peak	Vertical
9219.5	35.1	14.1	49.2	70.3	-21.1	Peak	Horizontal
14132.5	33.8	19.5	53.3	70.3	-17.0	Peak	Horizontal
7213.5	35.0	11.3	46.3	70.3	-24.0	Peak	Vertical
10970.5	34.3	16.6	50.9	70.3	-19.4	Peak	Vertical
<b>High Channel</b>							
54.3	7.6	20.4	28.0	70.3	-42.3	Peak	Horizontal
612.5	4.3	27.3	31.6	70.3	-38.7	Peak	Horizontal
32.9	23.5	17.6	41.1	70.3	-29.2	Peak	Vertical
54.3	18.4	20.4	38.8	70.3	-31.5	Peak	Vertical
8692.5	35.2	13.1	48.3	70.3	-22.0	Peak	Horizontal
11455.0	34.6	17.4	52.0	70.3	-18.3	Peak	Horizontal
9585.0	36.1	13.9	50.0	70.3	-20.3	Peak	Vertical
12526.0	33.6	17.2	50.8	70.3	-19.5	Peak	Vertical

Note: Measure Level (dBμV/m) = Reading Level (dBμV) + Factor (dB).

Test Site	WZ-AC2	Test Engineer	Lucas Wang
Test Date	2022/05/21 ~ 2022/06/06	Test Band	n77/n78_SA_HPUE (3450 ~ 3550MHz) 10MHz Bandwidth, 1RB, QPSK

Frequency (MHz)	Reading Level (dBμV)	Factor (dB)	Measure Level (dBμV/m)	Limit (dBμV/m)	Margin (dB)	Detector	Polarization
<b>Low Channel</b>							
55.2	8.5	20.3	28.8	82.3	-53.5	Peak	Horizontal
321.5	5.0	21.7	26.7	82.3	-55.6	Peak	Horizontal
32.9	23.3	17.6	40.9	82.3	-41.4	Peak	Vertical
54.3	18.4	20.4	38.8	82.3	-43.5	Peak	Vertical
9041.0	33.7	13.3	47.0	82.3	-35.3	Peak	Horizontal
14217.5	31.8	19.4	51.2	82.3	-31.1	Peak	Horizontal
10486.0	32.1	15.6	47.7	82.3	-34.6	Peak	Vertical
14311.0	31.2	19.6	50.8	82.3	-31.5	Peak	Vertical
<b>Middle Channel</b>							
55.7	7.1	20.2	27.3	82.3	-55.0	Peak	Horizontal
596.0	3.8	27.3	31.1	82.3	-51.2	Peak	Horizontal
54.3	18.8	20.4	39.2	82.3	-43.1	Peak	Vertical
724.0	4.9	28.8	33.7	82.3	-48.6	Peak	Vertical
9874.0	33.0	13.7	46.7	82.3	-35.6	Peak	Horizontal
14413.0	31.7	19.5	51.2	82.3	-31.1	Peak	Horizontal
9644.5	34.0	13.7	47.7	82.3	-34.6	Peak	Vertical
14523.5	31.8	19.2	51.0	82.3	-31.3	Peak	Vertical
<b>High Channel</b>							
54.7	6.3	20.3	26.6	82.3	-55.7	Peak	Horizontal
328.3	6.1	22.0	28.1	82.3	-54.2	Peak	Horizontal
32.4	23.3	17.5	40.8	82.3	-41.5	Peak	Vertical
54.3	18.8	20.4	39.2	82.3	-43.1	Peak	Vertical
8820.0	32.9	13.3	46.2	82.3	-36.1	Peak	Horizontal
14098.5	30.1	19.6	49.7	82.3	-32.6	Peak	Horizontal
9551.0	33.0	13.7	46.7	82.3	-35.6	Peak	Vertical
14617.0	31.5	19.7	51.2	82.3	-31.1	Peak	Vertical

Note: Measure Level (dBμV/m) = Reading Level (dBμV) + Factor (dB).

Test Site	WZ-AC2	Test Engineer	Lucas Wang
Test Date	2022/05/21 ~ 2022/06/06	Test Band	n77/n78_SA_HPUE (3700 ~ 3980MHz) 10MHz Bandwidth, 1RB, QPSK

Frequency (MHz)	Reading Level (dBμV)	Factor (dB)	Measure Level (dBμV/m)	Limit (dBμV/m)	Margin (dB)	Detector	Polarization
<b>Low Channel</b>							
53.8	5.9	20.5	26.4	82.3	-55.9	Peak	Horizontal
719.2	4.6	28.7	33.3	82.3	-49.0	Peak	Horizontal
32.9	21.6	17.6	39.2	82.3	-43.1	Peak	Vertical
53.8	18.4	20.5	38.9	82.3	-43.4	Peak	Vertical
9109.0	33.0	13.5	46.5	82.3	-35.8	Peak	Horizontal
14872.0	30.6	20.0	50.6	82.3	-31.7	Peak	Horizontal
9806.0	33.3	14.0	47.3	82.3	-35.0	Peak	Vertical
14294.0	31.3	19.2	50.5	82.3	-31.8	Peak	Vertical
<b>Middle Channel</b>							
53.8	6.7	20.5	27.2	82.3	-55.1	Peak	Horizontal
588.2	3.5	27.2	30.7	82.3	-51.6	Peak	Horizontal
32.9	22.6	17.6	40.2	82.3	-42.1	Peak	Vertical
54.7	18.8	20.3	39.1	82.3	-43.2	Peak	Vertical
9032.5	33.1	13.3	46.4	82.3	-35.9	Peak	Horizontal
14838.0	31.2	20.2	51.4	82.3	-30.9	Peak	Horizontal
7681.0	40.9	11.0	51.9	82.3	-30.4	Peak	Vertical
14362.0	28.7	19.3	48.0	82.3	-34.3	Peak	Vertical
<b>High Channel</b>							
54.3	6.8	20.4	27.2	82.3	-55.1	Peak	Horizontal
604.7	3.6	27.3	30.9	82.3	-51.4	Peak	Horizontal
32.9	23.1	17.6	40.7	82.3	-41.6	Peak	Vertical
55.2	18.3	20.3	38.6	82.3	-43.7	Peak	Vertical
8225.0	33.3	11.5	44.8	82.3	-37.5	Peak	Horizontal
11829.0	31.2	17.3	48.5	82.3	-33.8	Peak	Horizontal
10460.5	32.6	15.5	48.1	82.3	-34.2	Peak	Vertical
14217.5	31.1	19.4	50.5	82.3	-31.8	Peak	Vertical
Note: Measure Level (dBμV/m) = Reading Level (dBμV) + Factor (dB).							

Test Site	WZ-AC2	Test Engineer	Lucas Wang
Test Date	2022/05/21 ~ 2022/06/06	Test Band	n38_MIMO_HPUE 20MHz Bandwidth, 1RB, QPSK

Frequency (MHz)	Reading Level (dBμV)	Factor (dB)	Measure Level (dBμV/m)	Limit (dBμV/m)	Margin (dB)	Detector	Polarization
<b>Low Channel</b>							
62.0	-0.3	22.2	21.9	70.3	-48.4	Peak	Horizontal
835.1	1.6	30.7	32.3	70.3	-38.0	Peak	Horizontal
30.0	12.8	21.3	34.1	70.3	-36.2	Peak	Vertical
63.0	10.9	22.1	33.0	70.3	-37.3	Peak	Vertical
11514.5	30.4	17.6	48.0	70.3	-22.3	Peak	Horizontal
14948.5	30.4	19.6	50.0	70.3	-20.3	Peak	Horizontal
9364.0	32.9	14.1	47.0	70.3	-23.3	Peak	Vertical
14056.0	31.0	19.5	50.5	70.3	-19.8	Peak	Vertical
<b>Middle Channel</b>							
53.3	3.7	22.0	25.7	70.3	-44.6	Peak	Horizontal
146.9	9.0	15.8	24.8	70.3	-45.5	Peak	Horizontal
30.0	16.9	21.3	38.2	70.3	-32.1	Peak	Vertical
148.3	17.2	15.8	33.0	70.3	-37.3	Peak	Vertical
8777.5	32.4	13.3	45.7	70.3	-24.6	Peak	Horizontal
14914.5	31.3	20.0	51.3	70.3	-19.0	Peak	Horizontal
10503.0	32.2	15.5	47.7	70.3	-22.6	Peak	Vertical
14039.0	30.6	19.6	50.2	70.3	-20.1	Peak	Vertical
<b>High Channel</b>							
57.6	2.3	22.4	24.7	70.3	-45.6	Peak	Horizontal
404.9	3.9	23.5	27.4	70.3	-42.9	Peak	Horizontal
30.5	16.1	21.2	37.3	70.3	-33.0	Peak	Vertical
57.2	16.0	22.4	38.4	70.3	-31.9	Peak	Vertical
10401.0	32.8	15.6	48.4	70.3	-21.9	Peak	Horizontal
14200.5	31.6	19.5	51.1	70.3	-19.2	Peak	Horizontal
11591.0	31.3	17.6	48.9	70.3	-21.4	Peak	Vertical
14047.5	31.0	19.7	50.7	70.3	-19.6	Peak	Vertical

Note: Measure Level (dBμV/m) = Reading Level (dBμV) + Factor (dB).

Test Site	WZ-AC2	Test Engineer	Lucas Wang
Test Date	2022/05/21 ~ 2022/06/06	Test Band	n2/n25_EN-DC, 5MHz Bandwidth, 1RB, QPSK

Frequency (MHz)	Reading Level (dBμV)	Factor (dB)	Measure Level (dBμV/m)	Limit (dBμV/m)	Margin (dB)	Detector	Polarization
<b>Low Channel</b>							
59.1	3.5	22.5	26.0	82.3	-56.3	Peak	Horizontal
871.0	4.2	31.0	35.2	82.3	-47.1	Peak	Horizontal
60.6	12.7	22.4	35.1	82.3	-47.2	Peak	Vertical
898.2	4.5	30.8	35.3	82.3	-47.0	Peak	Vertical
9194.0	35.2	14.0	49.2	82.3	-33.1	Peak	Horizontal
14574.5	36.4	19.6	56.0	82.3	-26.3	Peak	Horizontal
7315.5	35.2	11.1	46.3	82.3	-36.0	Peak	Vertical
14897.5	37.2	19.7	56.9	82.3	-25.4	Peak	Vertical
<b>Middle Channel</b>							
60.1	2.8	22.5	25.3	82.3	-57.0	Peak	Horizontal
615.9	3.4	27.3	30.7	82.3	-51.6	Peak	Horizontal
60.1	11.2	22.5	33.7	82.3	-48.6	Peak	Vertical
824.9	4.3	30.3	34.6	82.3	-47.7	Peak	Vertical
7528.0	35.6	11.4	47.0	82.3	-35.3	Peak	Horizontal
14863.5	36.3	20.2	56.5	82.3	-25.8	Peak	Horizontal
7052.0	35.7	10.8	46.5	82.3	-35.8	Peak	Vertical
14702.0	36.4	19.9	56.3	82.3	-26.0	Peak	Vertical
<b>High Channel</b>							
52.3	3.9	21.7	25.6	82.3	-56.7	Peak	Horizontal
811.3	4.8	29.9	34.7	82.3	-47.6	Peak	Horizontal
32.4	13.2	20.6	33.8	82.3	-48.5	Peak	Vertical
60.1	11.0	22.5	33.5	82.3	-48.8	Peak	Vertical
8021.0	34.9	11.8	46.7	82.3	-35.6	Peak	Horizontal
14846.5	36.3	20.3	56.6	82.3	-25.7	Peak	Horizontal
7060.5	35.8	10.9	46.7	82.3	-35.6	Peak	Vertical
14115.5	35.6	19.8	55.4	82.3	-26.9	Peak	Vertical

Note: Measure Level (dBμV/m) = Reading Level (dBμV) + Factor (dB).



Test Site	WZ-AC2	Test Engineer	Lucas Wang
Test Date	2022/05/21 ~ 2022/06/06	Test Band	n5/n26_EN-DC, 5MHz Bandwidth, 1RB, QPSK

Frequency (MHz)	Reading Level (dBμV)	Factor (dB)	Measure Level (dBμV/m)	Limit (dBμV/m)	Margin (dB)	Detector	Polarization
<b>Low Channel</b>							
59.1	14.8	22.5	37.3	82.3	-45.0	Peak	Horizontal
726.5	17.1	28.8	45.9	82.3	-36.4	Peak	Horizontal
58.6	15.6	22.5	38.1	82.3	-44.2	Peak	Vertical
716.8	16.9	28.7	45.6	82.3	-36.7	Peak	Vertical
2649.0	51.7	-2.7	49.0	82.3	-33.3	Peak	Horizontal
14370.5	36.5	19.3	55.8	82.3	-26.5	Peak	Horizontal
7128.5	35.0	11.1	46.1	82.3	-36.2	Peak	Vertical
14846.5	36.9	20.3	57.2	82.3	-25.1	Peak	Vertical
<b>Middle Channel</b>							
60.1	13.5	22.5	36.0	82.3	-46.3	Peak	Horizontal
699.8	16.9	28.6	45.5	82.3	-36.8	Peak	Horizontal
59.6	15.1	22.5	37.6	82.3	-44.7	Peak	Vertical
723.6	17.5	28.8	46.3	82.3	-36.0	Peak	Vertical
8828.5	35.7	13.2	48.9	82.3	-33.4	Peak	Horizontal
14863.5	36.9	20.2	57.1	82.3	-25.2	Peak	Horizontal
8029.5	36.0	11.8	47.8	82.3	-34.5	Peak	Vertical
14464.0	36.1	20.0	56.1	82.3	-26.2	Peak	Vertical
<b>High Channel</b>							
60.6	14.6	22.4	37.0	82.3	-45.3	Peak	Horizontal
726.9	17.7	28.8	46.5	82.3	-35.8	Peak	Horizontal
60.6	15.6	22.4	38.0	82.3	-44.3	Peak	Vertical
719.2	17.1	28.7	45.8	82.3	-36.5	Peak	Vertical
1697.0	50.6	-5.9	44.7	82.3	-37.6	Peak	Horizontal
14863.5	36.2	20.2	56.4	82.3	-25.9	Peak	Horizontal
1697.0	45.9	-5.9	40.0	82.3	-42.3	Peak	Vertical
3397.0	41.6	-2.0	39.6	82.3	-42.7	Peak	Vertical
Note: Measure Level (dBμV/m) = Reading Level (dBμV) + Factor (dB).							

Test Site	WZ-AC2	Test Engineer	Lucas Wang
Test Date	2022/05/21 ~ 2022/06/06	Test Band	n7_EN-DC, 5MHz Bandwidth, 1RB, QPSK

Frequency (MHz)	Reading Level (dBμV)	Factor (dB)	Measure Level (dBμV/m)	Limit (dBμV/m)	Margin (dB)	Detector	Polarization
<b>Low Channel</b>							
60.1	3.2	22.5	25.7	70.3	-44.6	Peak	Horizontal
743.4	3.6	29.1	32.7	70.3	-37.6	Peak	Horizontal
32.4	13.3	20.6	33.9	70.3	-36.4	Peak	Vertical
60.1	13.3	22.5	35.8	70.3	-34.5	Peak	Vertical
7851.0	35.7	11.2	46.9	70.3	-23.4	Peak	Horizontal
14770.0	36.4	19.9	56.3	70.3	-14.0	Peak	Horizontal
7953.0	35.6	11.7	47.3	70.3	-23.0	Peak	Vertical
14787.0	36.7	20.0	56.7	70.3	-13.6	Peak	Vertical
<b>Middle Channel</b>							
56.2	3.9	22.3	26.2	70.3	-44.1	Peak	Horizontal
737.6	4.0	29.1	33.1	70.3	-37.2	Peak	Horizontal
60.1	12.4	22.5	34.9	70.3	-35.4	Peak	Vertical
879.7	4.7	31.0	35.7	70.3	-34.6	Peak	Vertical
7366.5	34.9	11.7	46.6	70.3	-23.7	Peak	Horizontal
14855.0	36.2	20.4	56.6	70.3	-13.7	Peak	Horizontal
7196.5	35.2	11.2	46.4	70.3	-23.9	Peak	Vertical
14821.0	36.7	20.0	56.7	70.3	-13.6	Peak	Vertical
<b>High Channel</b>							
107.6	4.3	20.4	24.7	70.3	-45.6	Peak	Horizontal
844.3	4.4	30.9	35.3	70.3	-35.0	Peak	Horizontal
31.9	12.8	20.7	33.5	70.3	-36.8	Peak	Vertical
60.1	12.3	22.5	34.8	70.3	-35.5	Peak	Vertical
9517.0	36.7	13.7	50.4	70.3	-19.9	Peak	Horizontal
14498.0	37.3	19.3	56.6	70.3	-13.7	Peak	Horizontal
7451.5	34.4	11.4	45.8	70.3	-24.5	Peak	Vertical
14863.5	36.5	20.2	56.7	70.3	-13.6	Peak	Vertical

Note: Measure Level (dBμV/m) = Reading Level (dBμV) + Factor (dB).

Test Site	WZ-AC2	Test Engineer	Lucas Wang
Test Date	2022/05/21 ~ 2022/06/06	Test Band	n12_EN-DC, 5MHz Bandwidth, 1RB, QPSK

Frequency (MHz)	Reading Level (dBμV)	Factor (dB)	Measure Level (dBμV/m)	Limit (dBμV/m)	Margin (dB)	Detector	Polarization
<b>Low Channel</b>							
54.3	20.7	22.2	42.9	82.3	-39.4	Peak	Horizontal
635.8	21.7	27.1	48.8	82.3	-33.5	Peak	Horizontal
58.1	20.5	22.4	42.9	82.3	-39.4	Peak	Vertical
639.6	22.4	27.2	49.6	82.3	-32.7	Peak	Vertical
8709.5	35.1	13.0	48.1	82.3	-34.2	Peak	Horizontal
14234.5	36.3	19.8	56.1	82.3	-26.2	Peak	Horizontal
7060.5	36.0	10.9	46.9	82.3	-35.4	Peak	Vertical
14243.0	36.2	20.0	56.2	82.3	-26.1	Peak	Vertical
<b>Middle Channel</b>							
58.6	20.3	22.5	42.8	82.3	-39.5	Peak	Horizontal
593.6	21.0	27.2	48.2	82.3	-34.1	Peak	Horizontal
58.6	20.7	22.5	43.2	82.3	-39.1	Peak	Vertical
591.6	22.2	27.1	49.3	82.3	-33.0	Peak	Vertical
6695.0	36.6	8.7	45.3	82.3	-37.0	Peak	Horizontal
14472.5	35.6	19.9	55.5	82.3	-26.8	Peak	Horizontal
7043.5	36.2	10.6	46.8	82.3	-35.5	Peak	Vertical
14328.0	36.4	19.7	56.1	82.3	-26.2	Peak	Vertical
<b>High Channel</b>							
58.6	20.5	22.5	43.0	82.3	-39.3	Peak	Horizontal
589.7	22.3	27.0	49.3	82.3	-33.0	Peak	Horizontal
58.6	20.6	22.5	43.1	82.3	-39.2	Peak	Vertical
597.0	21.5	27.3	48.8	82.3	-33.5	Peak	Vertical
8803.0	35.2	13.3	48.5	82.3	-33.8	Peak	Horizontal
14821.0	37.2	20.0	57.2	82.3	-25.1	Peak	Horizontal
9500.0	36.9	13.6	50.5	82.3	-31.8	Peak	Vertical
14532.0	37.5	19.1	56.6	82.3	-25.7	Peak	Vertical
Note: Measure Level (dBμV/m) = Reading Level (dBμV) + Factor (dB).							

Test Site	WZ-AC2	Test Engineer	Lucas Wang
Test Date	2022/05/21 ~ 2022/06/06	Test Band	n66_EN-DC, 5MHz Bandwidth, 1RB, QPSK

Frequency (MHz)	Reading Level (dBμV)	Factor (dB)	Measure Level (dBμV/m)	Limit (dBμV/m)	Margin (dB)	Detector	Polarization
<b>Low Channel</b>							
58.1	2.0	22.4	24.4	82.3	-57.9	Peak	Horizontal
727.4	3.6	28.8	32.4	82.3	-49.9	Peak	Horizontal
32.4	13.3	20.6	33.9	82.3	-48.4	Peak	Vertical
59.6	11.5	22.5	34.0	82.3	-48.3	Peak	Vertical
4672.0	36.9	4.3	41.2	82.3	-41.1	Peak	Horizontal
11616.5	32.9	17.5	50.4	82.3	-31.9	Peak	Horizontal
5717.5	37.4	5.3	42.7	82.3	-39.6	Peak	Vertical
14855.0	36.3	20.4	56.7	82.3	-25.6	Peak	Vertical
<b>Middle Channel</b>							
60.6	3.3	22.4	25.7	82.3	-56.6	Peak	Horizontal
895.2	4.8	30.8	35.6	82.3	-46.7	Peak	Horizontal
60.1	12.9	22.5	35.4	82.3	-46.9	Peak	Vertical
902.5	4.4	30.8	35.2	82.3	-47.1	Peak	Vertical
3975.0	39.1	0.3	39.4	82.3	-42.9	Peak	Horizontal
14744.5	36.5	19.7	56.2	82.3	-26.1	Peak	Horizontal
3482.0	45.5	-1.5	44.0	82.3	-38.3	Peak	Vertical
14838.0	36.2	20.2	56.4	82.3	-25.9	Peak	Vertical
<b>High Channel</b>							
56.7	3.2	22.3	25.5	82.3	-56.8	Peak	Horizontal
823.0	4.8	30.3	35.1	82.3	-47.2	Peak	Horizontal
60.1	12.8	22.5	35.3	82.3	-47.0	Peak	Vertical
864.7	4.0	31.1	35.1	82.3	-47.2	Peak	Vertical
4740.0	37.1	4.4	41.5	82.3	-40.8	Peak	Horizontal
14863.5	36.5	20.2	56.7	82.3	-25.6	Peak	Horizontal
3550.0	43.9	-0.9	43.0	82.3	-39.3	Peak	Vertical
14855.0	36.5	20.4	56.9	82.3	-25.4	Peak	Vertical
Note: Measure Level (dBμV/m) = Reading Level (dBμV) + Factor (dB).							

Test Site	WZ-AC2	Test Engineer	Lucas Wang
Test Date	2022/05/21 ~ 2022/06/06	Test Band	n71_EN-DC, 5MHz Bandwidth, 1RB, QPSK

Frequency (MHz)	Reading Level (dBμV)	Factor (dB)	Measure Level (dBμV/m)	Limit (dBμV/m)	Margin (dB)	Detector	Polarization
<b>Low Channel</b>							
58.1	20.3	22.4	42.7	82.3	-39.6	Peak	Horizontal
455.3	21.3	24.2	45.5	82.3	-36.8	Peak	Horizontal
58.6	20.5	22.5	43.0	82.3	-39.3	Peak	Vertical
561.6	22.0	26.0	48.0	82.3	-34.3	Peak	Vertical
6380.5	36.2	7.2	43.4	82.3	-38.9	Peak	Horizontal
14855.0	36.6	20.4	57.0	82.3	-25.3	Peak	Horizontal
6083.0	37.0	6.7	43.7	82.3	-38.6	Peak	Vertical
14838.0	36.1	20.2	56.3	82.3	-26.0	Peak	Vertical
<b>Middle Channel</b>							
53.8	20.2	22.1	42.3	82.3	-40.0	Peak	Horizontal
568.8	21.9	26.0	47.9	82.3	-34.4	Peak	Horizontal
58.6	21.4	22.5	43.9	82.3	-38.4	Peak	Vertical
544.1	21.2	25.6	46.8	82.3	-35.5	Peak	Vertical
8038.0	35.3	11.8	47.1	82.3	-35.2	Peak	Horizontal
14795.5	36.9	19.9	56.8	82.3	-25.5	Peak	Horizontal
7256.0	35.1	11.1	46.2	82.3	-36.1	Peak	Vertical
14600.0	36.3	19.4	55.7	82.3	-26.6	Peak	Vertical
<b>High Channel</b>							
60.6	19.6	22.4	42.0	82.3	-40.3	Peak	Horizontal
596.0	21.4	27.2	48.6	82.3	-33.7	Peak	Horizontal
59.1	20.8	22.5	43.3	82.3	-39.0	Peak	Vertical
585.3	22.3	26.8	49.1	82.3	-33.2	Peak	Vertical
7528.0	36.4	11.4	47.8	82.3	-34.5	Peak	Horizontal
14838.0	35.5	20.2	55.7	82.3	-26.6	Peak	Horizontal
7494.0	35.2	11.6	46.8	82.3	-35.5	Peak	Vertical
14821.0	36.6	20.0	56.6	82.3	-25.7	Peak	Vertical

Note: Measure Level (dBμV/m) = Reading Level (dBμV) + Factor (dB).

Test Site	WZ-AC2	Test Engineer	Lucas Wang
Test Date	2022/05/21 ~ 2022/06/06	Test Band	n38/n41_EN-DC 20MHz Bandwidth, 1RB, QPSK

Frequency (MHz)	Reading Level (dBμV)	Factor (dB)	Measure Level (dBμV/m)	Limit (dBμV/m)	Margin (dB)	Detector	Polarization
<b>Low Channel</b>							
55.7	3.2	22.3	25.5	70.3	-44.8	Peak	Horizontal
980.6	4.4	31.8	36.2	70.3	-34.1	Peak	Horizontal
58.1	12.4	22.4	34.8	70.3	-35.5	Peak	Vertical
850.6	3.8	30.9	34.7	70.3	-35.6	Peak	Vertical
7256.0	35.4	11.1	46.5	70.3	-23.8	Peak	Horizontal
14795.5	36.3	19.9	56.2	70.3	-14.1	Peak	Horizontal
8607.5	35.5	12.6	48.1	70.3	-22.2	Peak	Vertical
14897.5	37.0	19.7	56.7	70.3	-13.6	Peak	Vertical
<b>Middle Channel</b>							
97.4	3.5	21.0	24.5	70.3	-45.8	Peak	Horizontal
837.5	4.3	30.8	35.1	70.3	-35.2	Peak	Horizontal
60.6	12.9	22.4	35.3	70.3	-35.0	Peak	Vertical
813.3	3.9	29.9	33.8	70.3	-36.5	Peak	Vertical
7273.0	35.2	11.4	46.6	70.3	-23.7	Peak	Horizontal
14812.5	36.4	19.9	56.3	70.3	-14.0	Peak	Horizontal
10129.0	36.5	14.0	50.5	70.3	-19.8	Peak	Vertical
14863.5	36.6	20.2	56.8	70.3	-13.5	Peak	Vertical
<b>High Channel</b>							
56.2	2.7	22.3	25.0	70.3	-45.3	Peak	Horizontal
829.8	3.9	30.6	34.5	70.3	-35.8	Peak	Horizontal
60.6	12.8	22.4	35.2	70.3	-35.1	Peak	Vertical
885.1	4.6	31.0	35.6	70.3	-34.7	Peak	Vertical
10554.0	34.6	15.6	50.2	70.3	-20.1	Peak	Horizontal
14710.5	36.9	19.8	56.7	70.3	-13.6	Peak	Horizontal
8123.0	35.3	11.8	47.1	70.3	-23.2	Peak	Vertical
14464.0	36.0	20.0	56.0	70.3	-14.3	Peak	Vertical

Note: Measure Level (dBμV/m) = Reading Level (dBμV) + Factor (dB).

Test Site	WZ-AC2	Test Engineer	Lucas Wang
Test Date	2022/05/21 ~ 2022/06/06	Test Band	n77/n78_EN-DC, 20MHz Bandwidth, 1RB, QPSK (3450 ~ 3550MHz)

Frequency (MHz)	Reading Level (dBμV)	Factor (dB)	Measure Level (dBμV/m)	Limit (dBμV/m)	Margin (dB)	Detector	Polarization
<b>Low Channel</b>							
59.1	3.2	22.5	25.7	82.3	-56.6	Peak	Horizontal
832.2	3.9	30.6	34.5	82.3	-47.8	Peak	Horizontal
61.0	17.0	22.4	39.4	82.3	-42.9	Peak	Vertical
878.3	4.1	30.9	35.0	82.3	-47.3	Peak	Vertical
10163.0	36.2	14.4	50.6	82.3	-31.7	Peak	Horizontal
14906.0	36.5	19.8	56.3	82.3	-26.0	Peak	Horizontal
9313.0	34.7	14.1	48.8	82.3	-33.5	Peak	Vertical
14863.5	36.6	20.2	56.8	82.3	-25.5	Peak	Vertical
<b>Middle Channel</b>							
61.0	3.3	22.4	25.7	82.3	-56.6	Peak	Horizontal
849.2	4.2	30.8	35.0	82.3	-47.3	Peak	Horizontal
60.6	15.0	22.4	37.4	82.3	-44.9	Peak	Vertical
899.6	4.8	30.8	35.6	82.3	-46.7	Peak	Vertical
9602.0	36.0	13.8	49.8	82.3	-32.5	Peak	Horizontal
14855.0	35.9	20.4	56.3	82.3	-26.0	Peak	Horizontal
9347.0	35.9	14.0	49.9	82.3	-32.4	Peak	Vertical
14846.5	35.8	20.3	56.1	82.3	-26.2	Peak	Vertical
<b>High Channel</b>							
55.7	2.1	22.3	24.4	82.3	-57.9	Peak	Horizontal
822.5	4.3	30.3	34.6	82.3	-47.7	Peak	Horizontal
32.4	14.1	20.6	34.7	82.3	-47.6	Peak	Vertical
61.0	15.9	22.4	38.3	82.3	-44.0	Peak	Vertical
9729.5	36.4	13.7	50.1	82.3	-32.2	Peak	Horizontal
14846.5	36.4	20.3	56.7	82.3	-25.6	Peak	Horizontal
10426.5	35.6	15.4	51.0	82.3	-31.3	Peak	Vertical
14821.0	35.8	20.0	55.8	82.3	-26.5	Peak	Vertical

Note: Measure Level (dBμV/m) = Reading Level (dBμV) + Factor (dB).

Test Site	WZ-AC2	Test Engineer	Lucas Wang
Test Date	2022/05/21 ~ 2022/06/06	Test Band	n77/n78_EN-DC, 20MHz Bandwidth, 1RB, QPSK (3700 ~ 3980MHz)

Frequency (MHz)	Reading Level (dBμV)	Factor (dB)	Measure Level (dBμV/m)	Limit (dBμV/m)	Margin (dB)	Detector	Polarization
<b>Low Channel</b>							
57.2	2.7	22.4	25.1	82.3	-57.2	Peak	Horizontal
810.9	4.4	29.9	34.3	82.3	-48.0	Peak	Horizontal
32.9	12.8	20.4	33.2	82.3	-49.1	Peak	Vertical
59.6	16.7	22.5	39.2	82.3	-43.1	Peak	Vertical
7400.5	39.5	11.4	50.9	82.3	-31.4	Peak	Horizontal
14880.5	37.2	19.8	57.0	82.3	-25.3	Peak	Horizontal
7400.5	42.4	11.4	53.8	82.3	-28.5	Peak	Vertical
14812.5	37.2	19.9	57.1	82.3	-25.2	Peak	Vertical
<b>Middle Channel</b>							
55.7	4.0	22.3	26.3	82.3	-56.0	Peak	Horizontal
680.4	3.8	28.2	32.0	82.3	-50.3	Peak	Horizontal
31.9	13.0	20.7	33.7	82.3	-48.6	Peak	Vertical
59.6	15.2	22.5	37.7	82.3	-44.6	Peak	Vertical
7672.5	37.2	11.1	48.3	82.3	-34.0	Peak	Horizontal
14464.0	36.1	20.0	56.1	82.3	-26.2	Peak	Horizontal
7672.5	41.1	11.1	52.2	82.3	-30.1	Peak	Vertical
14855.0	36.2	20.4	56.6	82.3	-25.7	Peak	Vertical
<b>High Channel</b>							
55.7	3.5	22.3	25.8	82.3	-56.5	Peak	Horizontal
877.8	4.2	30.9	35.1	82.3	-47.2	Peak	Horizontal
31.9	12.9	20.7	33.6	82.3	-48.7	Peak	Vertical
53.8	13.0	22.1	35.1	82.3	-47.2	Peak	Vertical
7961.5	36.8	11.7	48.5	82.3	-33.8	Peak	Horizontal
14829.5	37.0	20.1	57.1	82.3	-25.2	Peak	Horizontal
7961.5	39.4	11.7	51.1	82.3	-31.2	Peak	Vertical
11939.5	39.6	17.0	56.6	82.3	-25.7	Peak	Vertical

Note: Measure Level (dBμV/m) = Reading Level (dBμV) + Factor (dB).



## **Appendix B - Test Setup Photograph**

Refer to "2303RSU050-UT" file.

## Appendix C - EUT Photograph

Refer to "2303RSU050-UE" file.