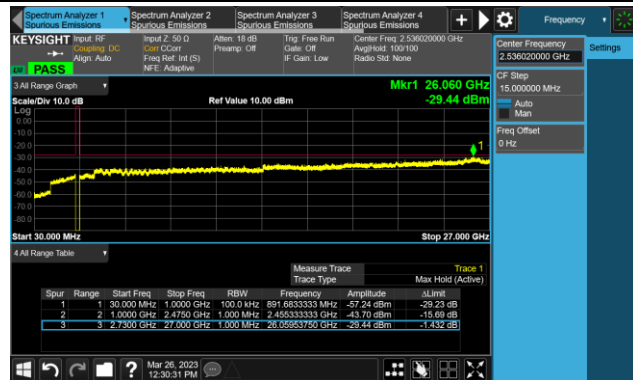
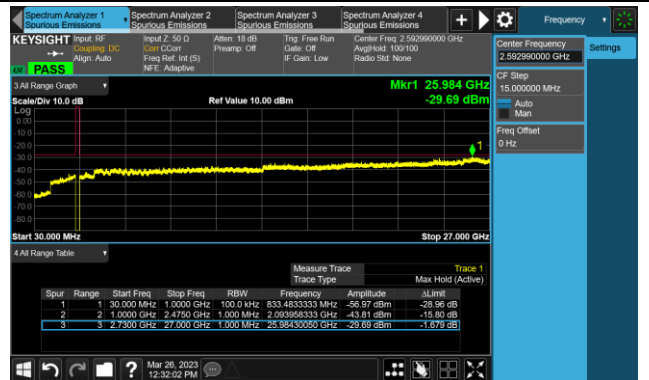


80MHz Channel Bandwidth

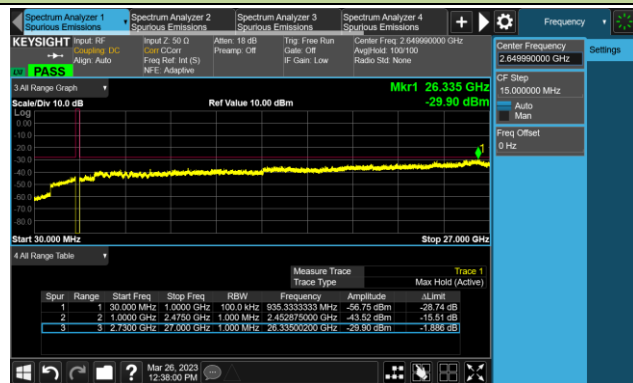
Low Channel



Middle Channel

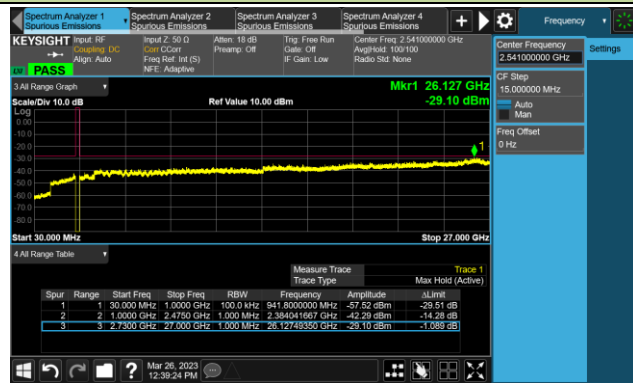


High Channel

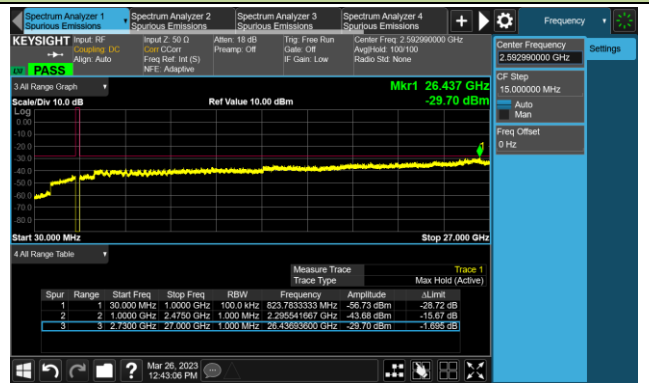


90MHz Channel Bandwidth

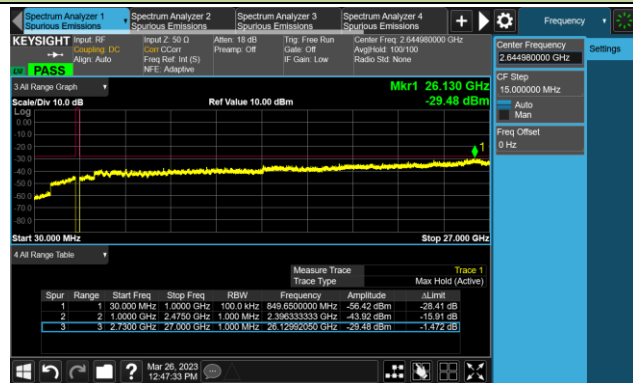
Low Channel

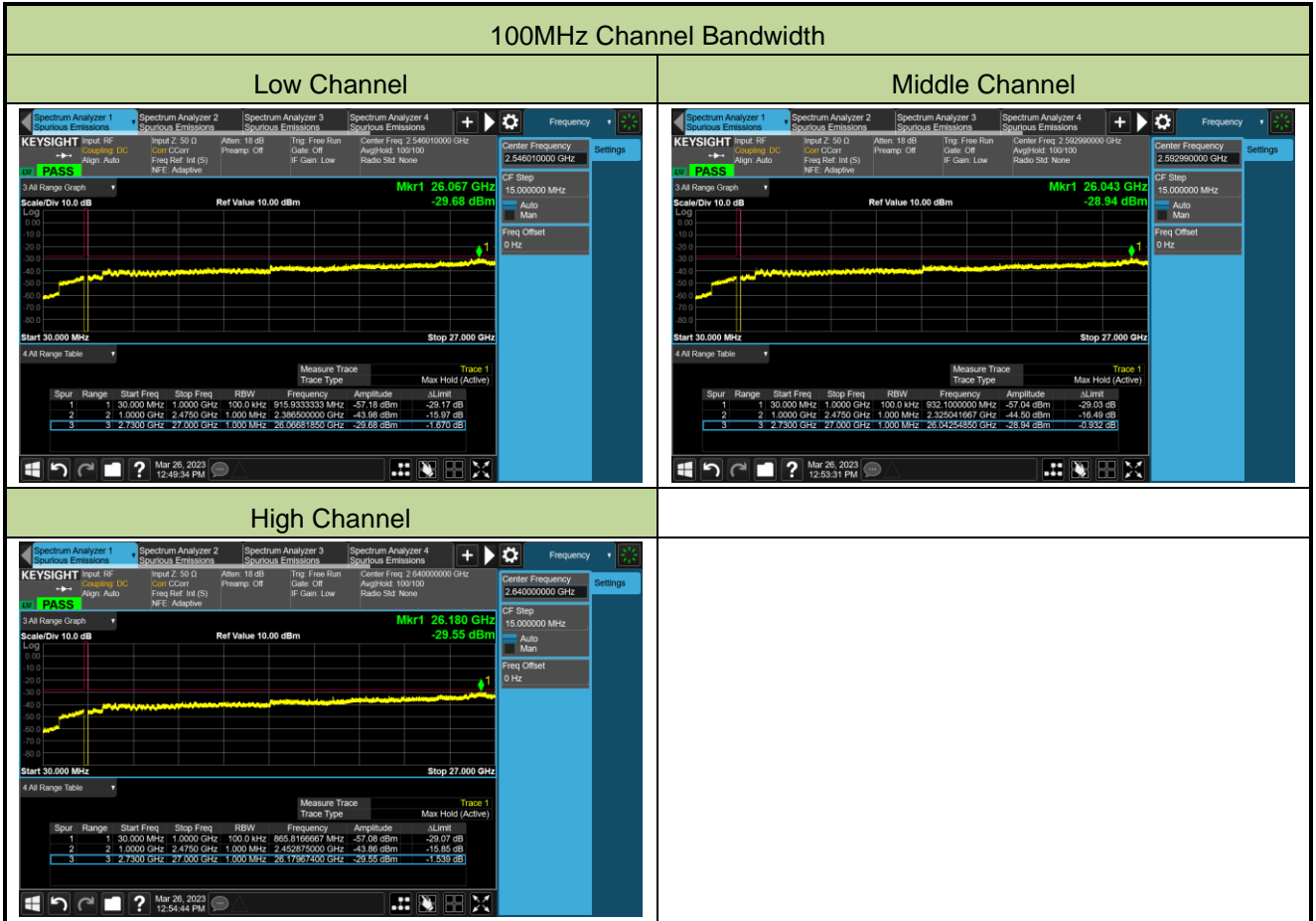


Middle Channel



High Channel



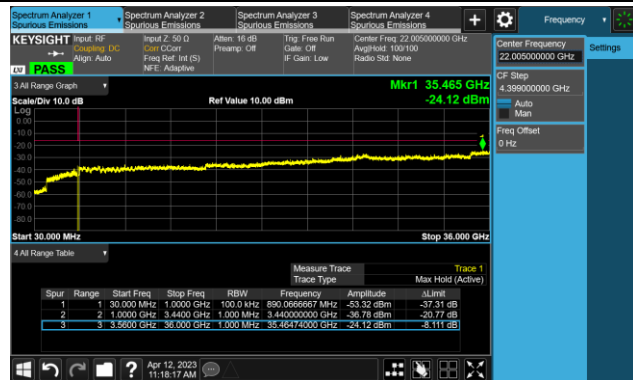


Test Site	WZ-SR6	Test Engineer	Cloud Guo
Test Date	2023/04/12	Test Band	n77/n78_MIMO (Port 0) (3450 ~ 3550MHz)

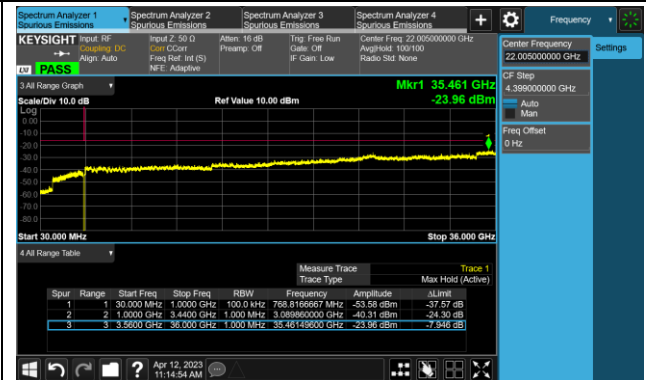
Channel Bandwidth (MHz)	Frequency (MHz)	Frequency Range (MHz)	Max Spurious Emissions (dBm)	Limit (dBm)	Result
10	3455.01	30 ~ 36000	-24.12	≤ -16.01	Pass
10	3500.01	30 ~ 36000	-23.96	≤ -16.01	Pass
10	3544.98	30 ~ 36000	-24.67	≤ -16.01	Pass
15	3457.50	30 ~ 36000	-24.07	≤ -16.01	Pass
15	3500.01	30 ~ 36000	-24.15	≤ -16.01	Pass
15	3542.49	30 ~ 36000	-23.78	≤ -16.01	Pass
20	3460.02	30 ~ 36000	-23.77	≤ -16.01	Pass
20	3500.01	30 ~ 36000	-24.08	≤ -16.01	Pass
20	3540.00	30 ~ 36000	-24.09	≤ -16.01	Pass
30	3465.00	30 ~ 36000	-24.00	≤ -16.01	Pass
30	3500.01	30 ~ 36000	-23.63	≤ -16.01	Pass
30	3534.99	30 ~ 36000	-23.75	≤ -16.01	Pass
40	3470.01	30 ~ 36000	-24.12	≤ -16.01	Pass
40	3500.01	30 ~ 36000	-23.90	≤ -16.01	Pass
40	3529.98	30 ~ 36000	-24.44	≤ -16.01	Pass
50	3475.02	30 ~ 36000	-24.66	≤ -16.01	Pass
50	3500.01	30 ~ 36000	-23.89	≤ -16.01	Pass
50	3525.00	30 ~ 36000	-24.39	≤ -16.01	Pass
60	3480.00	30 ~ 36000	-24.29	≤ -16.01	Pass
60	3500.01	30 ~ 36000	-24.50	≤ -16.01	Pass
60	3519.99	30 ~ 36000	-23.20	≤ -16.01	Pass
70	3485.01	30 ~ 36000	-23.58	≤ -16.01	Pass
70	3500.01	30 ~ 36000	-23.86	≤ -16.01	Pass
70	3514.98	30 ~ 36000	-24.22	≤ -16.01	Pass
80	3490.02	30 ~ 36000	-23.98	≤ -16.01	Pass
80	3500.01	30 ~ 36000	-24.15	≤ -16.01	Pass
80	3510.00	30 ~ 36000	-23.37	≤ -16.01	Pass
90	3495.00	30 ~ 36000	-24.10	≤ -16.01	Pass
90	3500.01	30 ~ 36000	-23.85	≤ -16.01	Pass
90	3504.99	30 ~ 36000	-24.16	≤ -16.01	Pass
100	3500.01	30 ~ 36000	-23.75	≤ -16.01	Pass

10MHz Channel Bandwidth

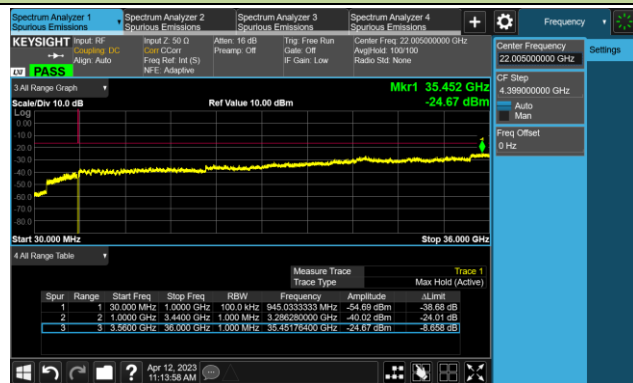
Low Channel



Middle Channel

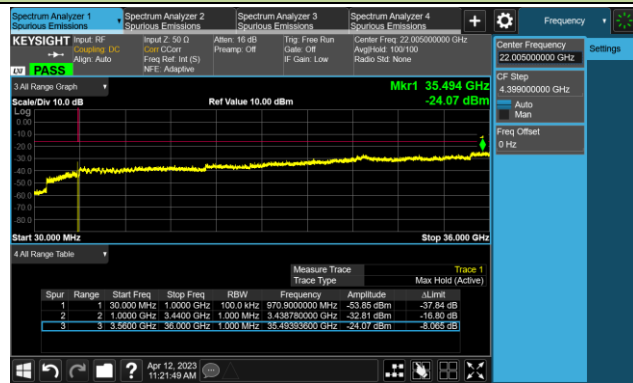


High Channel

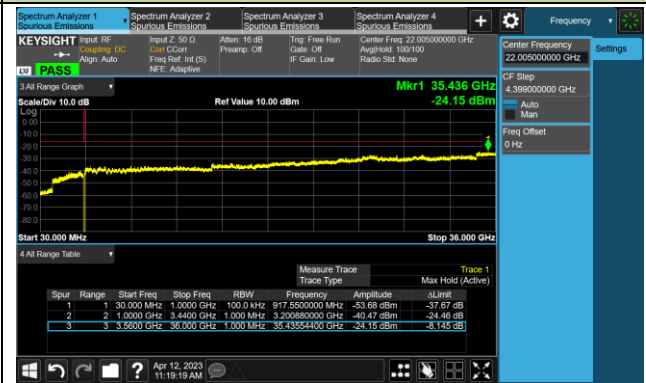


15MHz Channel Bandwidth

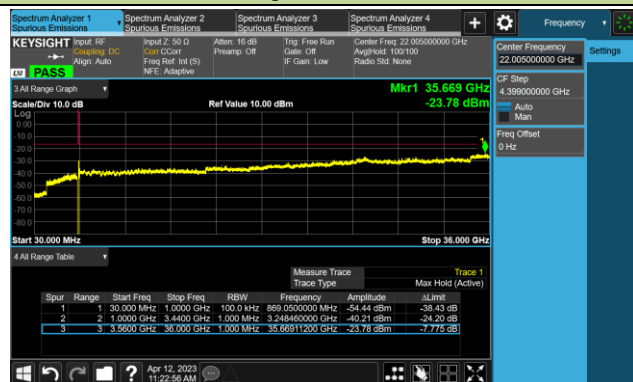
Low Channel



Middle Channel

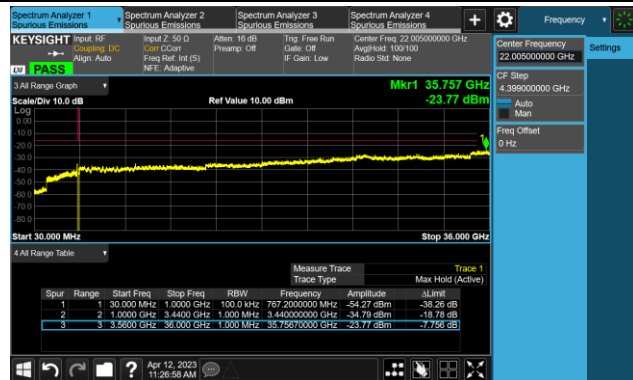


High Channel

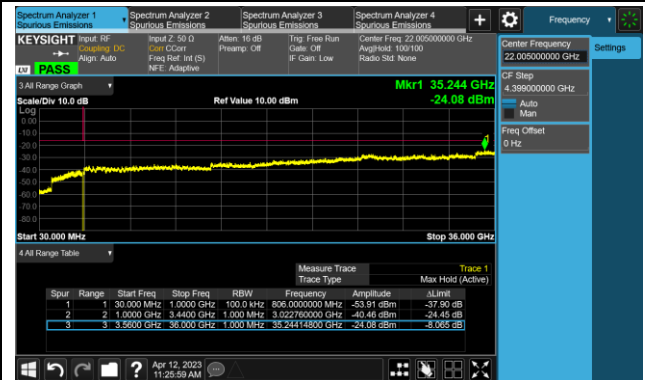


20MHz Channel Bandwidth

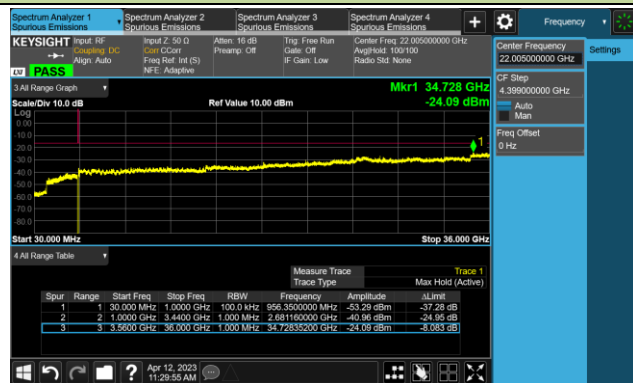
Low Channel



Middle Channel



High Channel

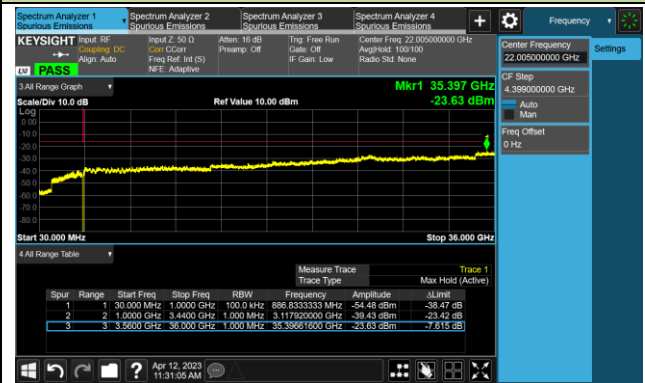


30MHz Channel Bandwidth

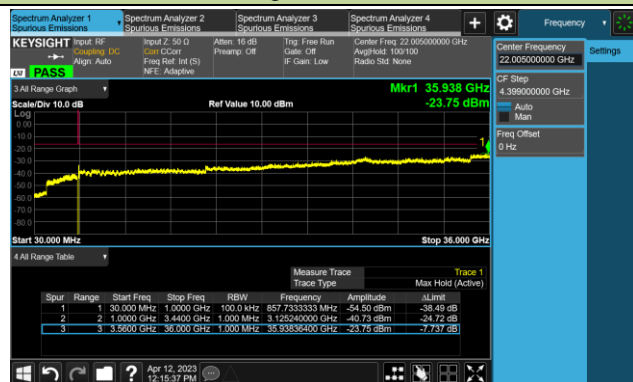
Low Channel



Middle Channel

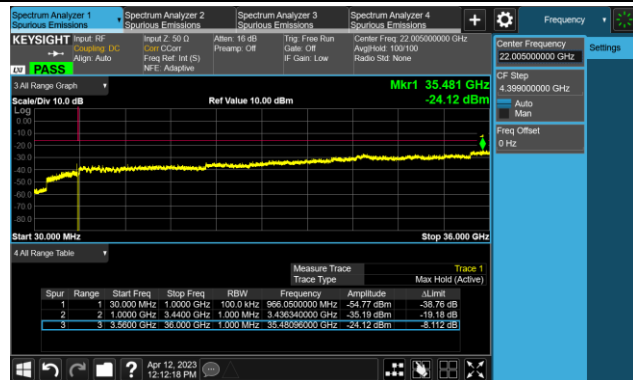


High Channel

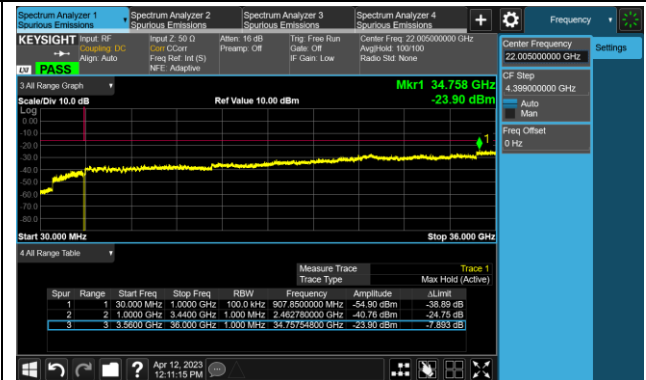


40MHz Channel Bandwidth

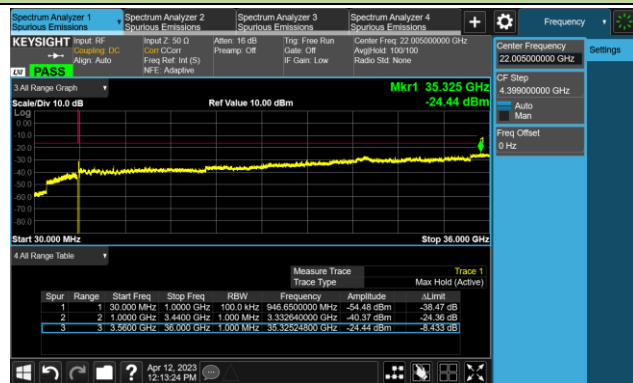
Low Channel



Middle Channel

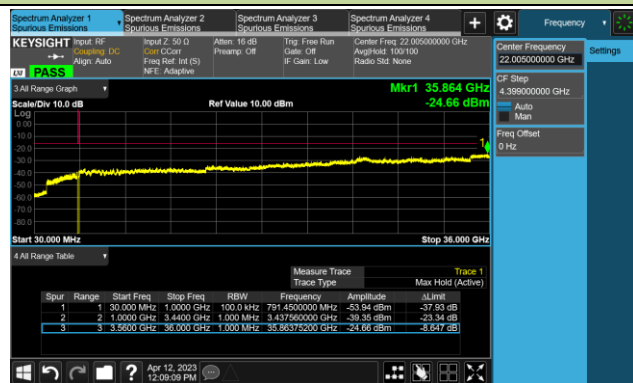


High Channel



50MHz Channel Bandwidth

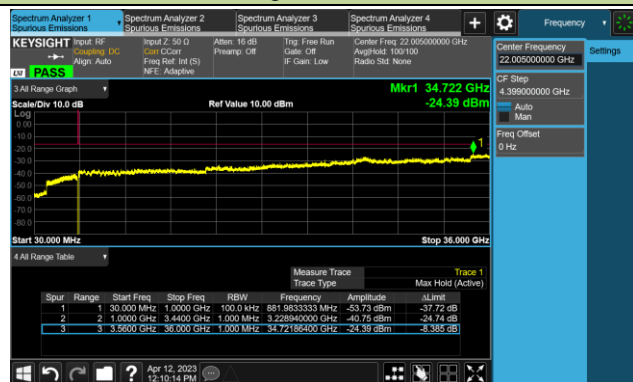
Low Channel



Middle Channel

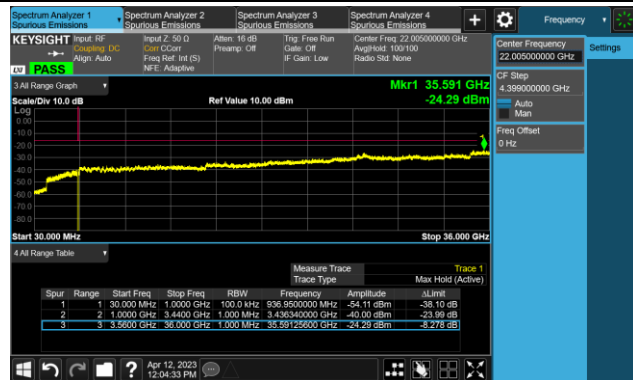


High Channel

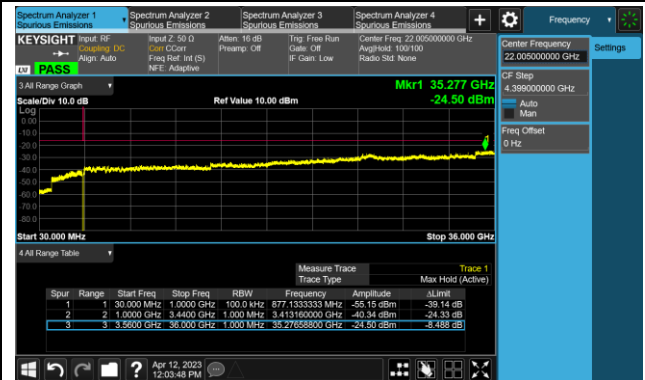


60MHz Channel Bandwidth

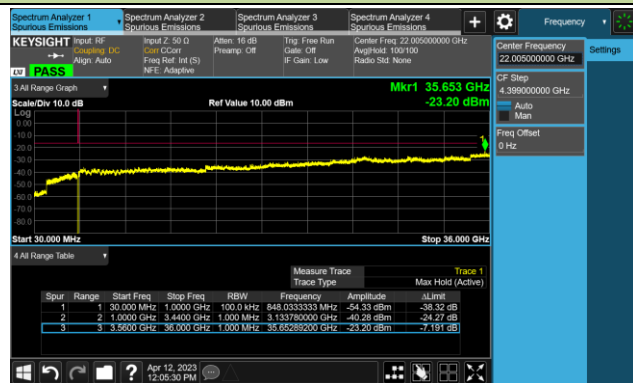
Low Channel



Middle Channel

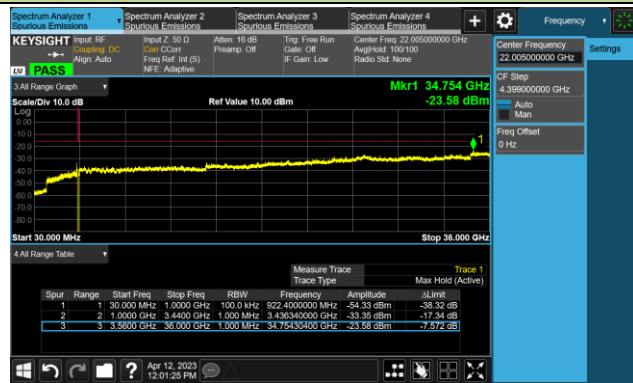


High Channel

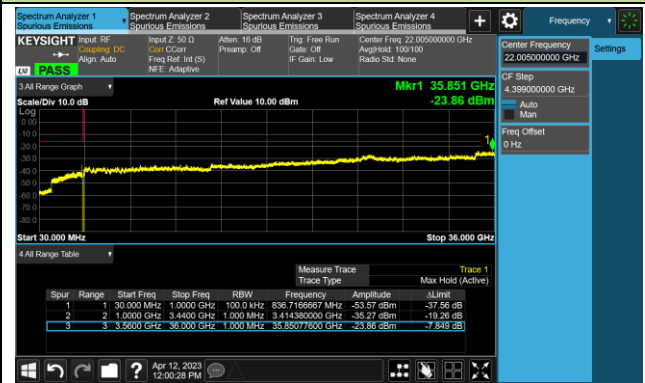


70MHz Channel Bandwidth

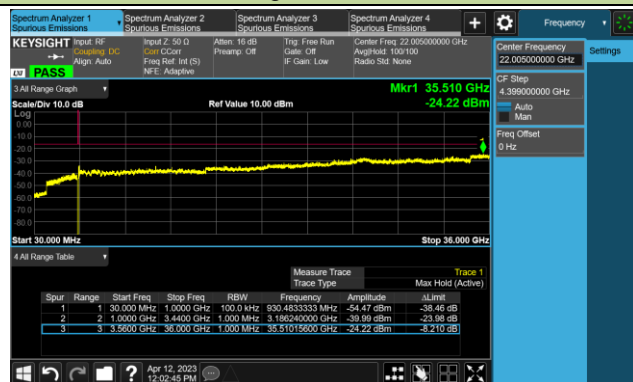
Low Channel



Middle Channel

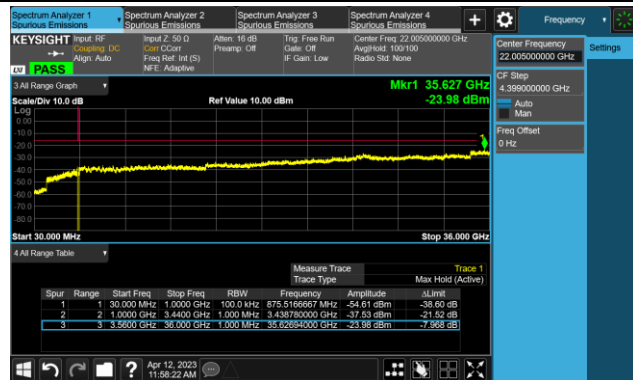


High Channel

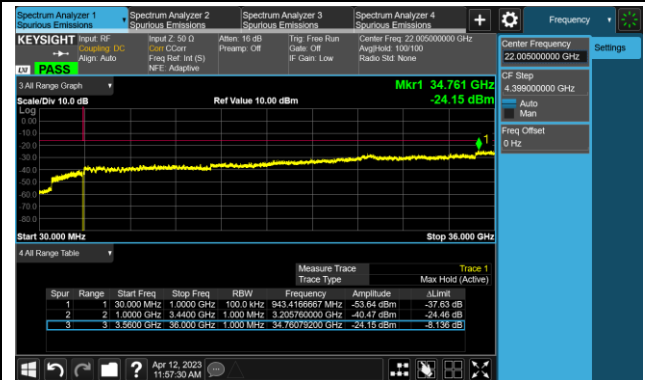


80MHz Channel Bandwidth

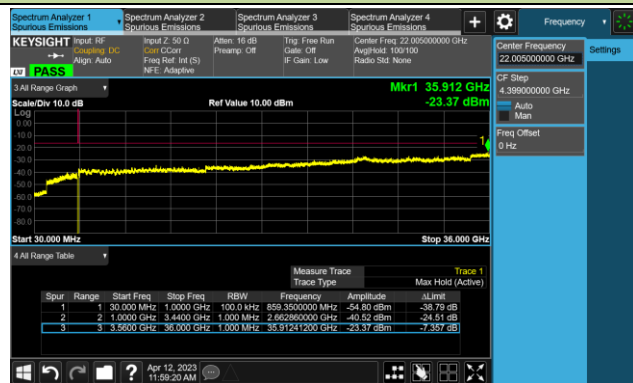
Low Channel



Middle Channel

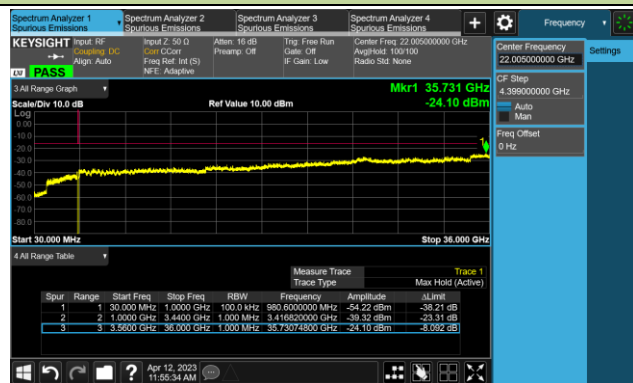


High Channel

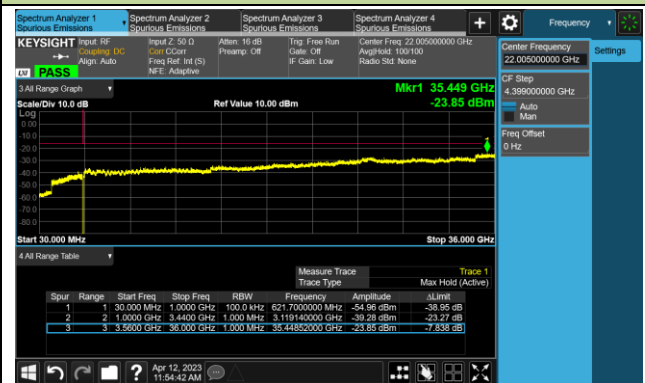


90MHz Channel Bandwidth

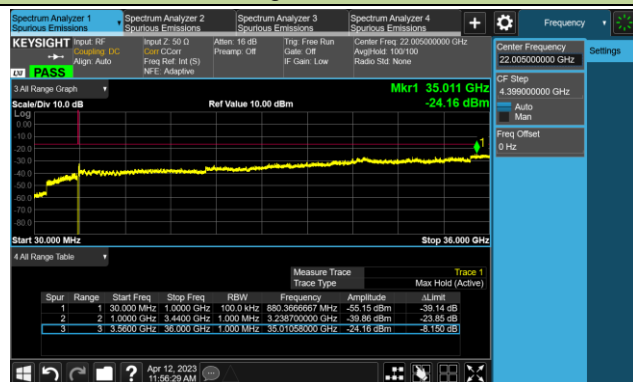
Low Channel

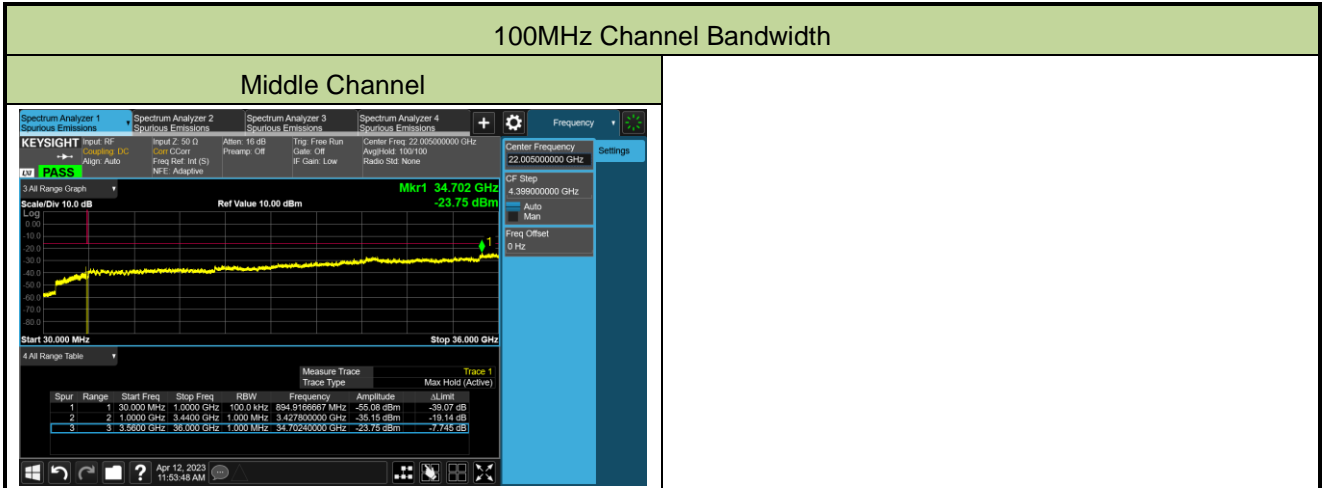


Middle Channel



High Channel





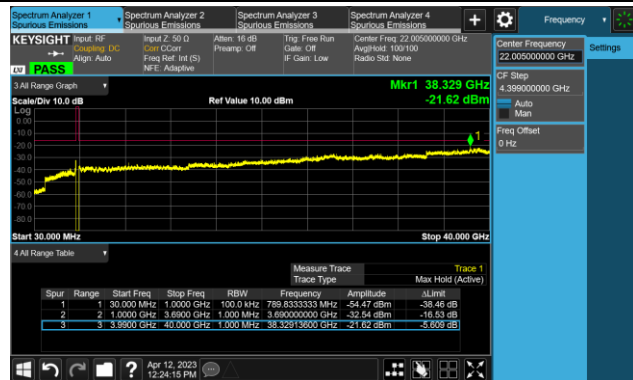
Test Site	WZ-SR6	Test Engineer	Cloud Guo
Test Date	2023/04/12	Test Band	n77/n78_MIMO (Port 0) (3700 ~ 3980MHz)

Channel Bandwidth (MHz)	Frequency (MHz)	Frequency Range (MHz)	Max Spurious Emissions (dBm)	Limit (dBm)	Result
10	3705.00	30 ~ 40000	-21.62	≤ -16.01	Pass
10	3840.00	30 ~ 40000	-21.97	≤ -16.01	Pass
10	3975.00	30 ~ 40000	-21.83	≤ -16.01	Pass
15	3707.52	30 ~ 40000	-21.40	≤ -16.01	Pass
15	3840.00	30 ~ 40000	-21.57	≤ -16.01	Pass
15	3972.48	30 ~ 40000	-22.17	≤ -16.01	Pass
20	3710.01	30 ~ 40000	-21.96	≤ -16.01	Pass
20	3840.00	30 ~ 40000	-21.97	≤ -16.01	Pass
20	3869.99	30 ~ 40000	-21.11	≤ -16.01	Pass
30	3715.02	30 ~ 40000	-21.09	≤ -16.01	Pass
30	3840.00	30 ~ 40000	-21.85	≤ -16.01	Pass
30	3964.98	30 ~ 40000	-22.10	≤ -16.01	Pass
40	3720.00	30 ~ 40000	-21.65	≤ -16.01	Pass
40	3840.00	30 ~ 40000	-21.60	≤ -16.01	Pass
40	3960.00	30 ~ 40000	-22.14	≤ -16.01	Pass
50	3725.01	30 ~ 40000	-22.29	≤ -16.01	Pass
50	3840.00	30 ~ 40000	-22.10	≤ -16.01	Pass
50	3954.99	30 ~ 40000	-21.34	≤ -16.01	Pass
60	3730.02	30 ~ 40000	-21.86	≤ -16.01	Pass
60	3840.00	30 ~ 40000	-21.37	≤ -16.01	Pass
60	3949.98	30 ~ 40000	-21.74	≤ -16.01	Pass
70	3735.00	30 ~ 40000	-22.05	≤ -16.01	Pass
70	3840.00	30 ~ 40000	-21.87	≤ -16.01	Pass
70	3945.00	30 ~ 40000	-22.28	≤ -16.01	Pass
80	3740.01	30 ~ 40000	-21.47	≤ -16.01	Pass
80	3840.00	30 ~ 40000	-21.31	≤ -16.01	Pass
80	3939.99	30 ~ 40000	-22.07	≤ -16.01	Pass
90	3745.02	30 ~ 40000	-21.67	≤ -16.01	Pass
90	3840.00	30 ~ 40000	-20.85	≤ -16.01	Pass
90	3934.98	30 ~ 40000	-21.12	≤ -16.01	Pass
100	3750.00	30 ~ 40000	-22.14	≤ -16.01	Pass

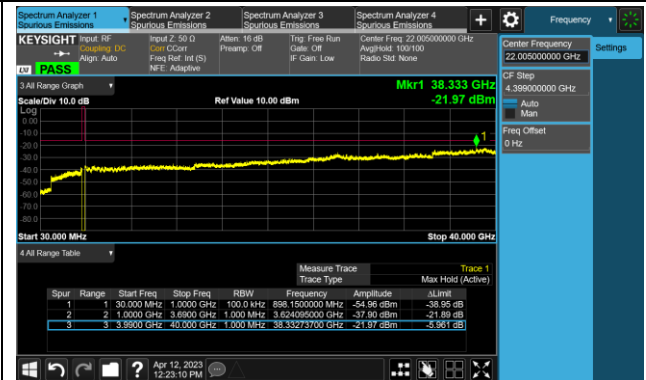
100	3840.00	30 ~ 40000	-21.92	≤ -16.01	Pass
100	3930.00	30 ~ 40000	-22.09	≤ -16.01	Pass

10MHz Channel Bandwidth

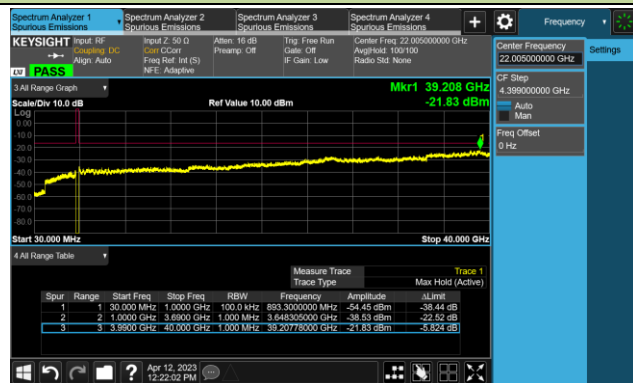
Low Channel



Middle Channel

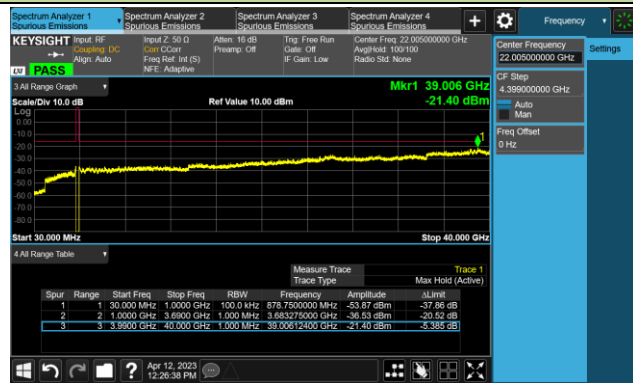


High Channel

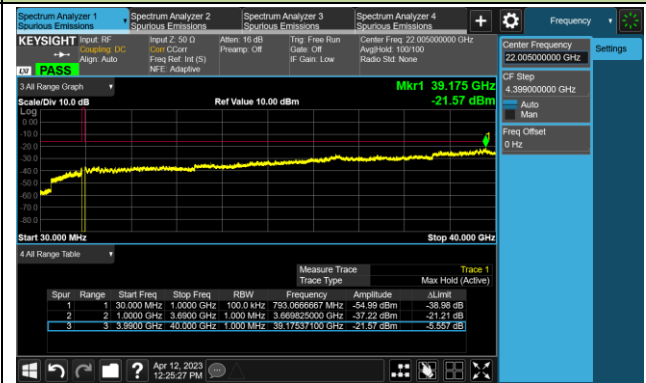


15MHz Channel Bandwidth

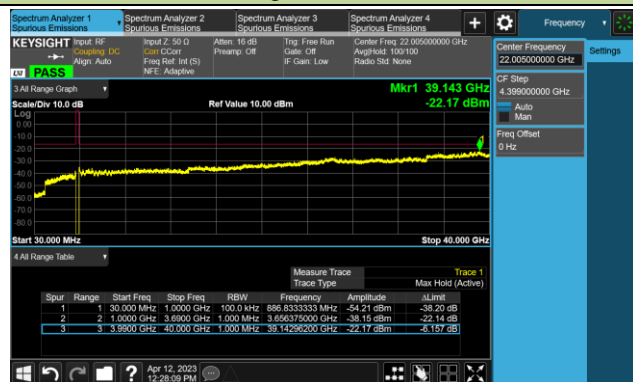
Low Channel



Middle Channel

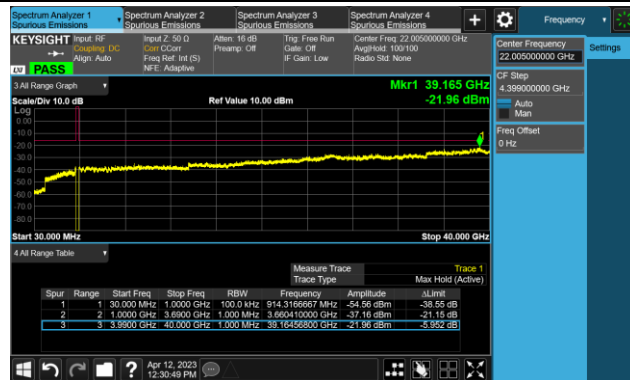


High Channel

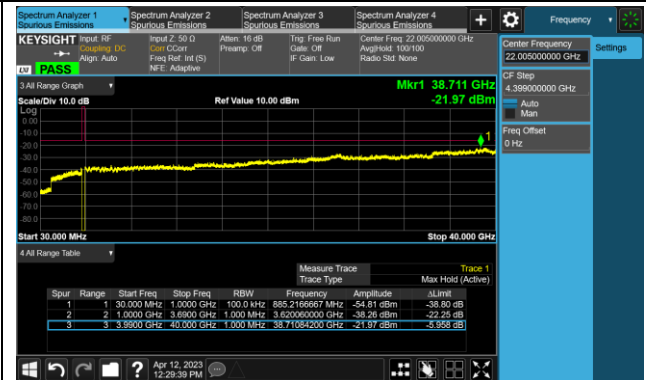


20MHz Channel Bandwidth

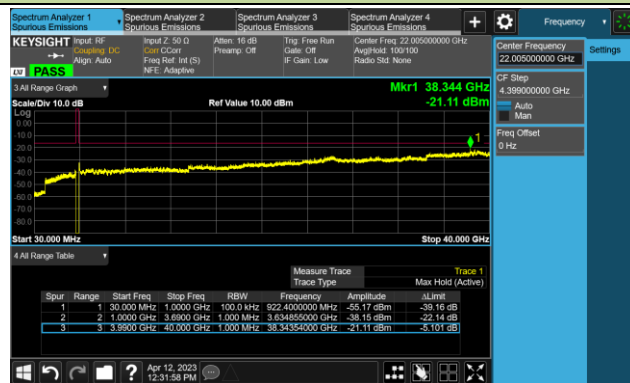
Low Channel



Middle Channel



High Channel

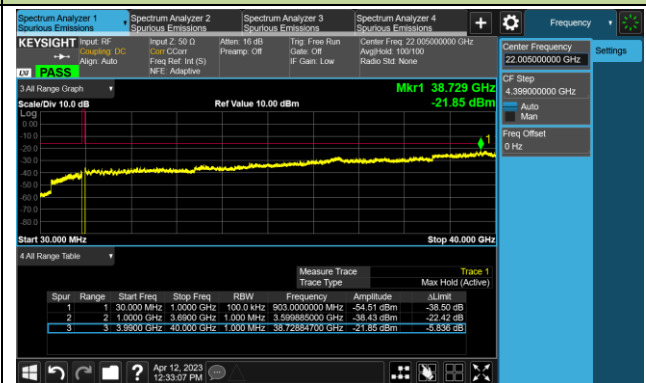


30MHz Channel Bandwidth

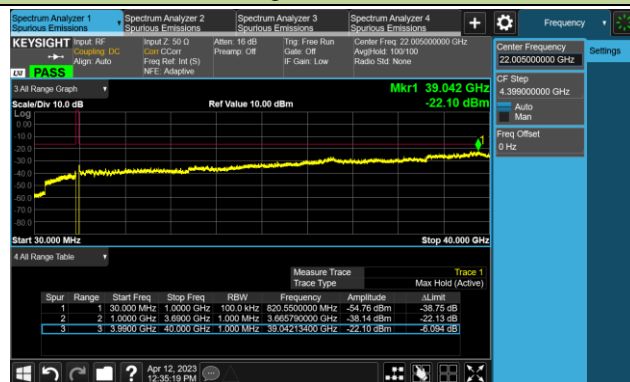
Low Channel



Middle Channel

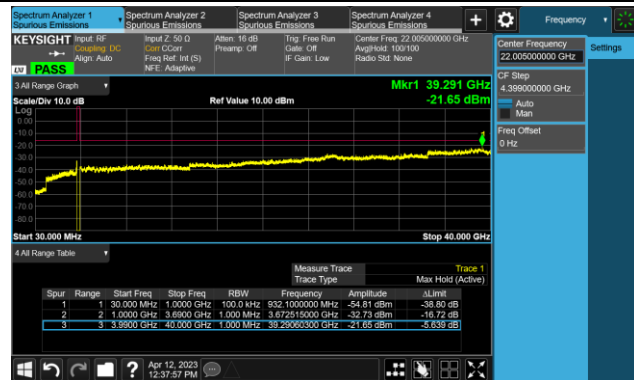


High Channel

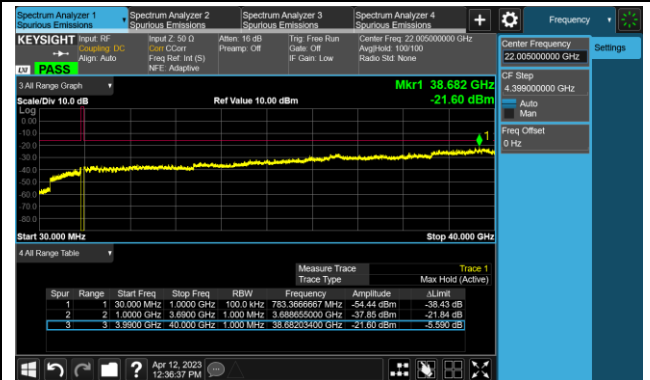


40MHz Channel Bandwidth

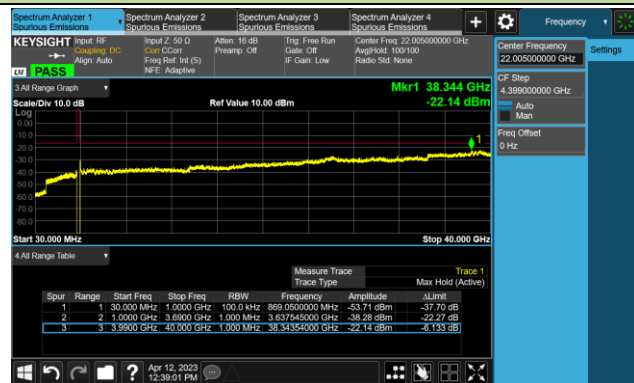
Low Channel



Middle Channel

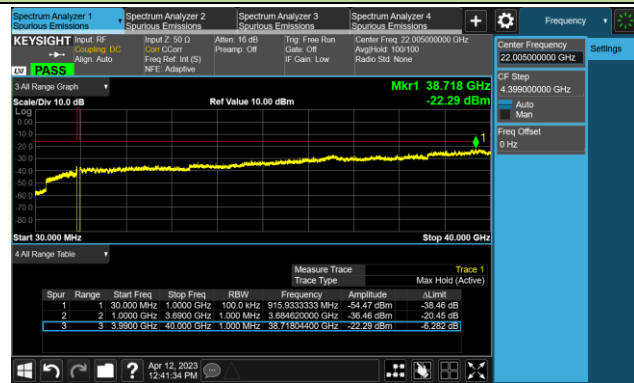


High Channel

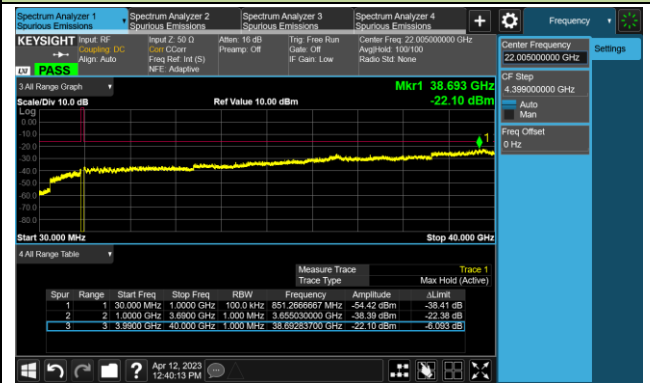


50MHz Channel Bandwidth

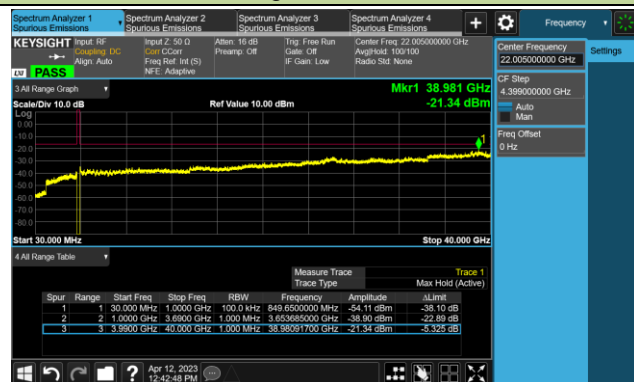
Low Channel



Middle Channel

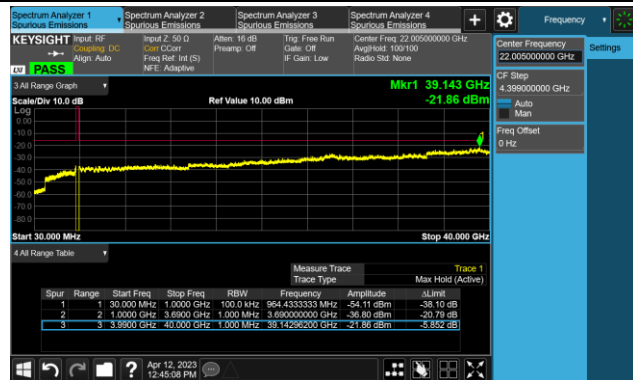


High Channel

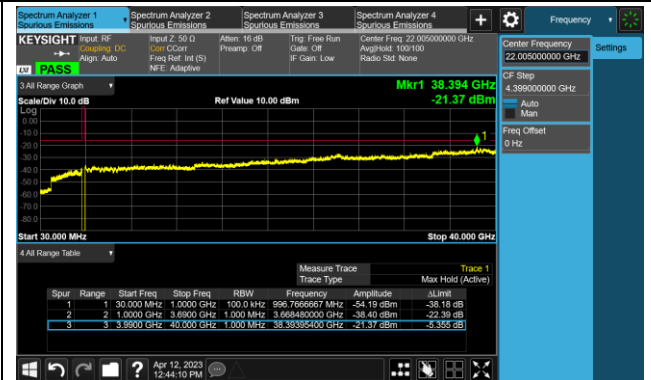


60MHz Channel Bandwidth

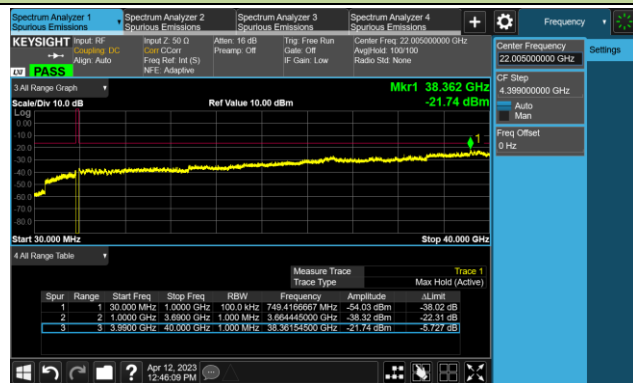
Low Channel



Middle Channel

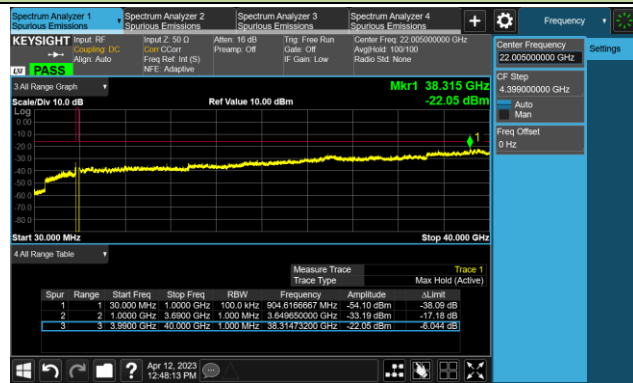


High Channel

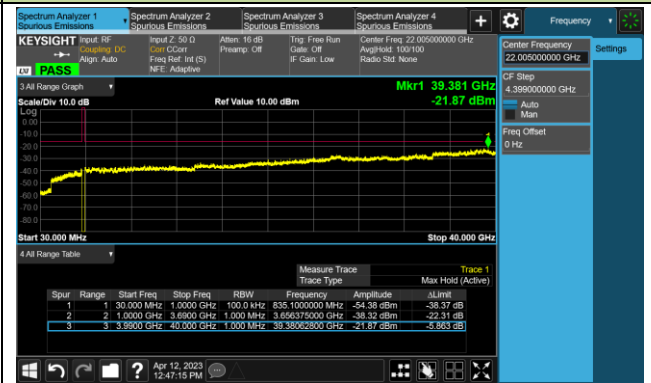


70MHz Channel Bandwidth

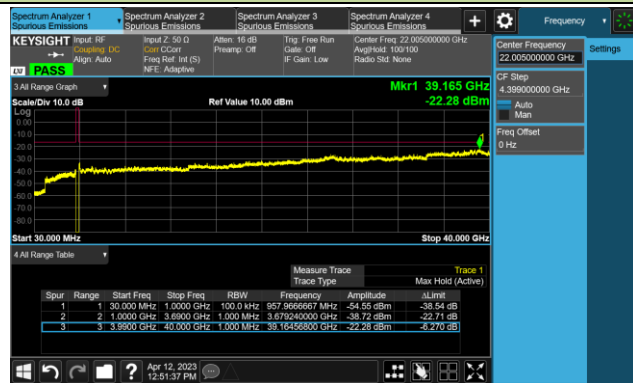
Low Channel



Middle Channel

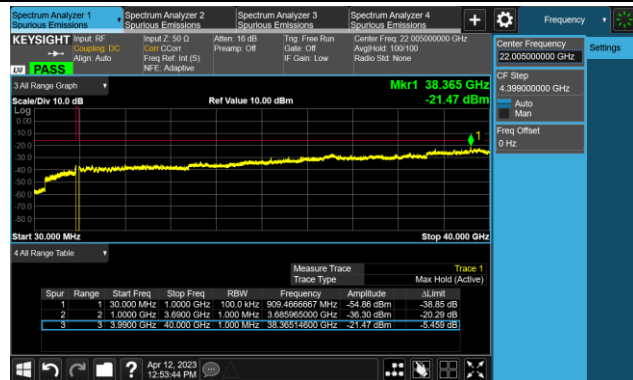


High Channel

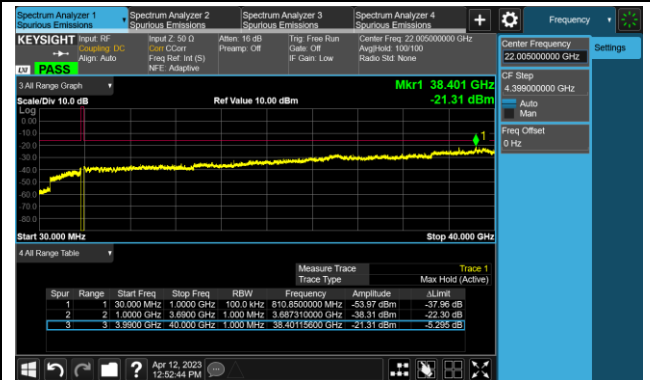


80MHz Channel Bandwidth

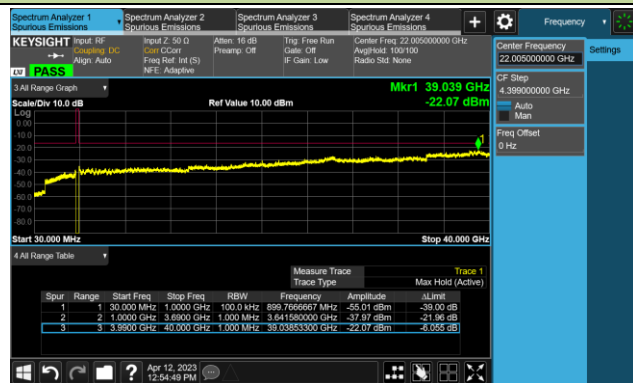
Low Channel



Middle Channel

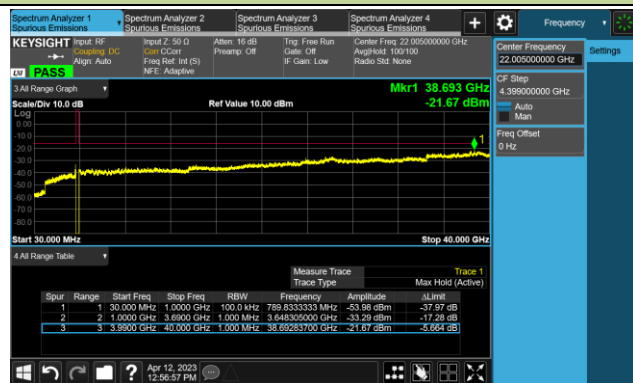


High Channel

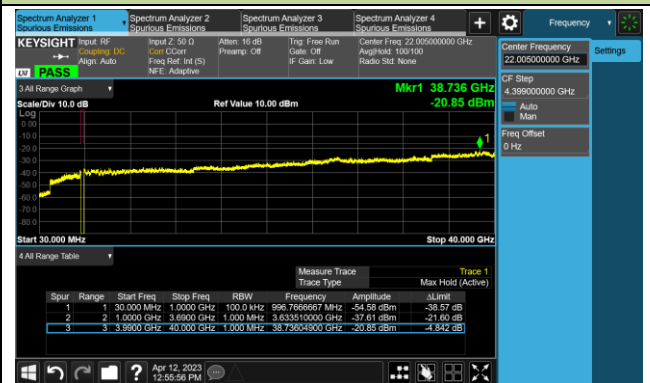


90MHz Channel Bandwidth

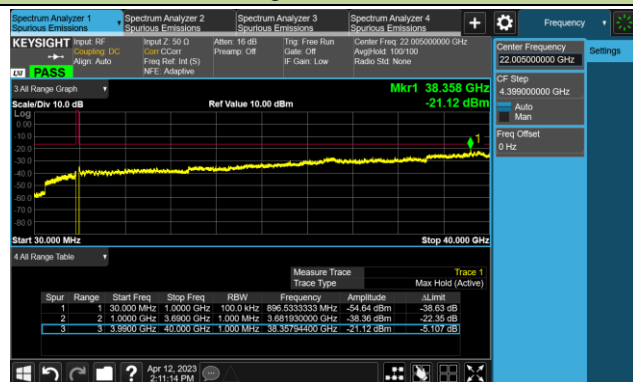
Low Channel

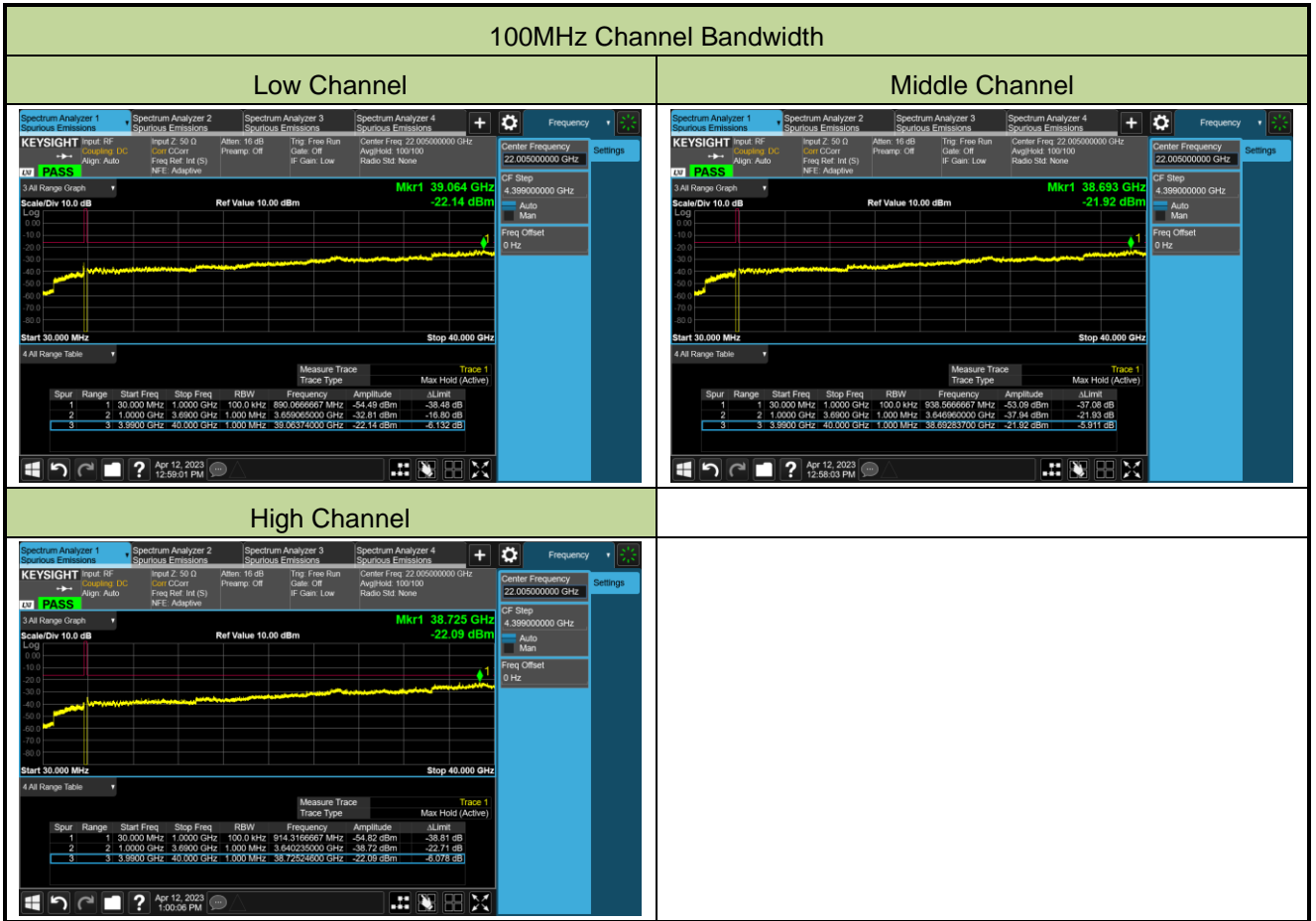


Middle Channel



High Channel





A.7 Radiated Spurious Emissions Test Result

Test Site	WZ-AC2	Test Engineer	Bob Zhang
Test Date	2023/04/11	Test Band	n41_MIMO, 20MHz Bandwidth 1RB, QPSK

Frequency (MHz)	Reading Level (dBμV)	Factor (dB/m)	Measure Level (dBμV/m)	Limit (dBμV/m)	Margin (dB)	Detector	Polarization
Low Channel							
134.760	20.5	15.2	35.7	70.3	-34.6	Peak	Horizontal
876.325	5.2	30.8	36.0	70.3	-34.3	Peak	Horizontal
135.730	37.6	15.2	52.8	70.3	-17.5	Peak	Vertical
910.760	4.9	31.3	36.2	70.3	-34.1	Peak	Vertical
7494.000	36.4	11.5	47.9	70.3	-22.4	Peak	Horizontal
14617.000	30.6	19.3	49.9	70.3	-20.4	Peak	Horizontal
8199.500	34.1	11.4	45.5	70.3	-24.8	Peak	Vertical
14285.500	31.6	20.0	51.6	70.3	-18.7	Peak	Vertical
Middle Channel							
135.730	20.2	15.2	35.4	70.3	-34.9	Peak	Horizontal
833.645	11.2	30.2	41.4	70.3	-28.9	Peak	Horizontal
55.705	14.4	20.2	34.6	70.3	-35.7	Peak	Vertical
135.245	38.5	15.2	53.7	70.3	-16.6	Peak	Vertical
5301.000	39.4	3.7	43.1	70.3	-27.2	Peak	Horizontal
14795.500	31.8	20.5	52.3	70.3	-18.0	Peak	Horizontal
5301.000	39.7	3.7	43.4	70.3	-26.9	Peak	Vertical
14243.000	32.1	19.7	51.8	70.3	-18.5	Peak	Vertical
High Channel							
135.245	21.9	15.2	37.1	70.3	-33.2	Peak	Horizontal
900.575	4.9	31.2	36.1	70.3	-34.2	Peak	Horizontal
57.645	18.0	20.0	38.0	70.3	-32.3	Peak	Vertical
134.275	38.5	15.2	53.7	70.3	-16.6	Peak	Vertical
5377.500	45.4	4.0	49.4	70.3	-20.9	Peak	Horizontal
13733.000	31.7	19.8	51.5	70.3	-18.8	Peak	Horizontal
5377.500	47.4	4.0	51.4	70.3	-18.9	Peak	Vertical
14302.500	32.2	19.9	52.1	70.3	-18.2	Peak	Vertical

Note: Measure Level (dBμV/m) = Reading Level (dBμV) + Factor (dB/m)

Factor (dB/m) = Cable Loss (dB) + Antenna Factor (dB/m).

Test Site	WZ-AC2	Test Engineer	Bob Zhang
Test Date	2023/04/11	Test Band	n77/n78_(3450 ~ 3550MHz) 10MHz Bandwidth, 1RB, QPSK

Frequency (MHz)	Reading Level (dBμV)	Factor (dB/m)	Measure Level (dBμV/m)	Limit (dBμV/m)	Margin (dB)	Detector	Polarization
Low Channel							
134.275	17.0	15.2	32.2	82.3	-50.1	Peak	Horizontal
779.325	3.7	29.3	33.0	82.3	-49.3	Peak	Horizontal
56.190	15.5	20.1	35.6	82.3	-46.7	Peak	Vertical
135.730	39.0	15.2	54.2	82.3	-28.1	Peak	Vertical
6899.000	42.5	9.3	51.8	82.3	-30.5	Peak	Horizontal
10350.000	36.1	15.3	51.4	82.3	-30.9	Peak	Horizontal
6899.000	37.0	9.3	46.3	82.3	-36.0	Peak	Vertical
14804.000	32.1	20.7	52.8	82.3	-29.5	Peak	Vertical
Middle Channel							
133.790	19.5	15.3	34.8	82.3	-47.5	Peak	Horizontal
704.635	4.7	28.5	33.2	82.3	-49.1	Peak	Horizontal
135.245	39.6	15.2	54.8	82.3	-27.5	Peak	Vertical
901.060	4.3	31.2	35.5	82.3	-46.8	Peak	Vertical
6992.500	42.9	10.2	53.1	82.3	-29.2	Peak	Horizontal
10486.000	37.2	15.5	52.7	82.3	-29.6	Peak	Horizontal
6992.500	40.2	10.2	50.4	82.3	-31.9	Peak	Vertical
14404.500	31.7	20.0	51.7	82.3	-30.6	Peak	Vertical
High Channel							
60.070	11.1	19.6	30.7	82.3	-51.6	Peak	Horizontal
133.790	21.4	15.3	36.7	82.3	-45.6	Peak	Horizontal
56.190	16.2	20.1	36.3	82.3	-46.0	Peak	Vertical
134.275	37.2	15.2	52.4	82.3	-29.9	Peak	Vertical
7094.500	46.1	10.9	57.0	82.3	-25.3	Peak	Horizontal
10647.500	40.2	15.7	55.9	82.3	-26.4	Peak	Horizontal
7094.500	42.0	10.9	52.9	82.3	-29.4	Peak	Vertical
14175.000	31.3	20.7	52.0	82.3	-30.3	Peak	Vertical

Note: Measure Level (dBμV/m) = Reading Level (dBμV) + Factor (dB/m)

Factor (dB/m) = Cable Loss (dB) + Antenna Factor (dB/m).

Test Site	WZ-AC2	Test Engineer	Bob Zhang
Test Date	2023/04/11	Test Band	n77/n78_(3700 ~ 3980MHz) 10MHz Bandwidth, 1RB, QPSK

Frequency (MHz)	Reading Level (dBμV)	Factor (dB/m)	Measure Level (dBμV/m)	Limit (dBμV/m)	Margin (dB)	Detector	Polarization
Low Channel							
135.730	18.7	15.2	33.9	82.3	-48.4	Peak	Horizontal
742.465	4.3	29.2	33.5	82.3	-48.8	Peak	Horizontal
135.245	37.1	15.2	52.3	82.3	-30.0	Peak	Vertical
917.065	4.7	31.2	35.9	82.3	-46.4	Peak	Vertical
7400.500	48.1	11.5	59.6	82.3	-22.7	Peak	Horizontal
11106.500	35.4	16.9	52.3	82.3	-30.0	Peak	Horizontal
7400.500	48.6	11.5	60.1	82.3	-22.2	Peak	Vertical
14268.500	32.4	20.1	52.5	82.3	-29.8	Peak	Vertical
Middle Channel							
134.275	20.4	15.2	35.6	82.3	-46.7	Peak	Horizontal
893.785	4.3	31.1	35.4	82.3	-46.9	Peak	Horizontal
56.190	16.3	20.1	36.4	82.3	-45.9	Peak	Vertical
134.760	37.7	15.2	52.9	82.3	-29.4	Peak	Vertical
7672.500	53.4	11.2	64.6	82.3	-17.7	Peak	Horizontal
11506.000	40.5	17.7	58.2	82.3	-24.1	Peak	Horizontal
7672.500	46.6	11.2	57.8	82.3	-24.5	Peak	Vertical
11506.000	38.1	17.7	55.8	82.3	-26.5	Peak	Vertical
High Channel							
134.760	18.7	15.2	33.9	82.3	-48.4	Peak	Horizontal
772.535	4.4	29.3	33.7	82.3	-48.6	Peak	Horizontal
55.705	16.2	20.2	36.4	82.3	-45.9	Peak	Vertical
135.245	38.4	15.2	53.6	82.3	-28.7	Peak	Vertical
7961.500	47.1	11.8	58.9	82.3	-23.4	Peak	Horizontal
11939.500	40.2	17.1	57.3	82.3	-25.0	Peak	Horizontal
7961.500	43.6	11.8	55.4	82.3	-26.9	Peak	Vertical
11939.500	39.5	17.1	56.6	82.3	-25.7	Peak	Vertical

Note: Measure Level (dBμV/m) = Reading Level (dBμV) + Factor (dB/m)

Factor (dB/m) = Cable Loss (dB) + Antenna Factor (dB/m).

Appendix B - Test Setup Photograph

Refer to "2305RSU050-UT" file.

Appendix C - EUT Photograph

Refer to "2305RSU050-UE" file.