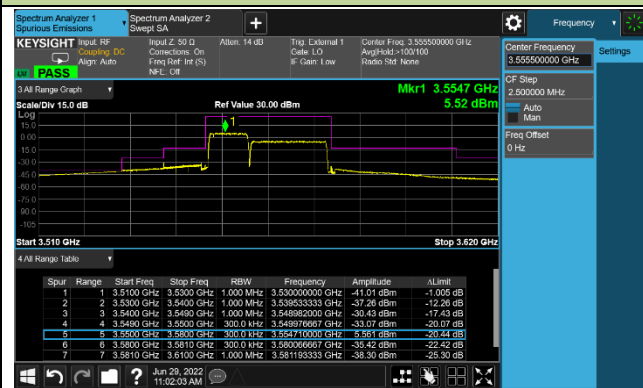
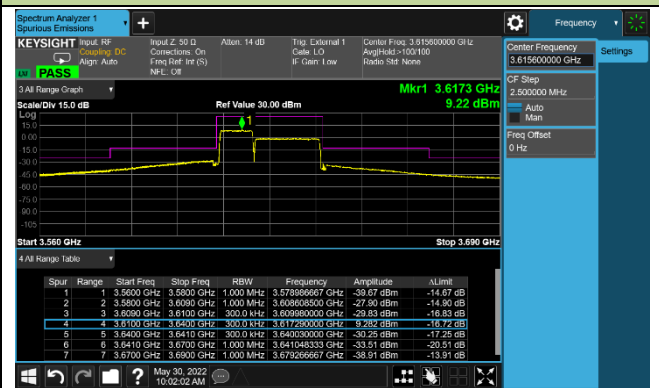


10+20MHz Channel Bandwidth Full RB

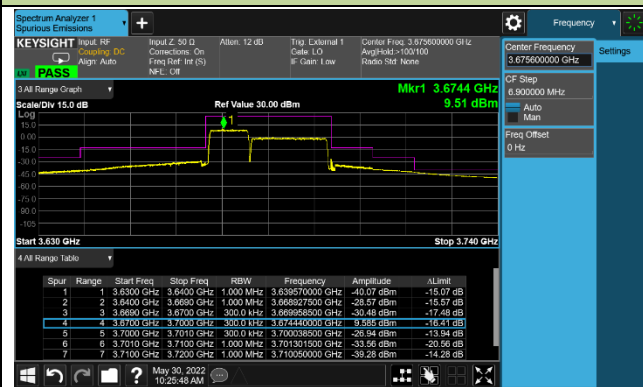
Lower Band Edge



Middle Band Edge

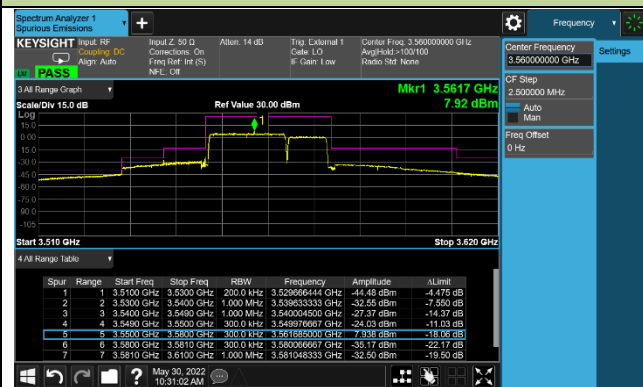


Upper Band Edge

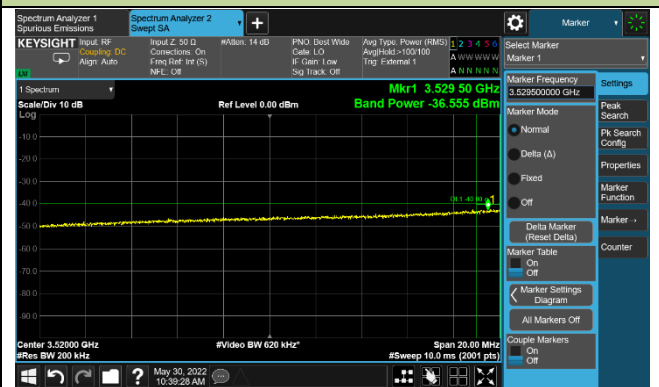


20+10MHz Channel Bandwidth Full RB

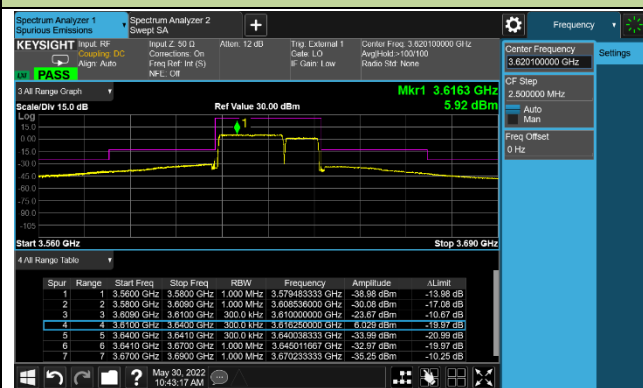
Lower Band Edge



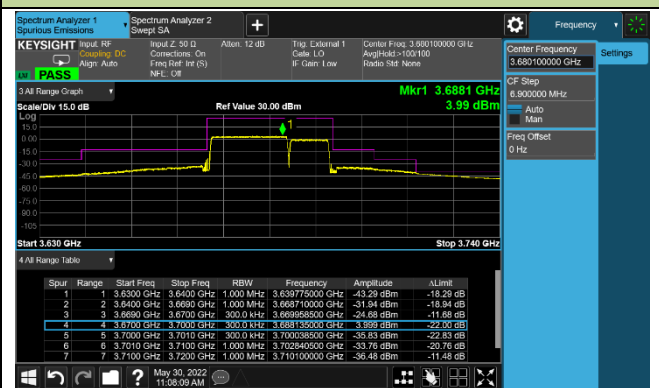
Extended Band Edge



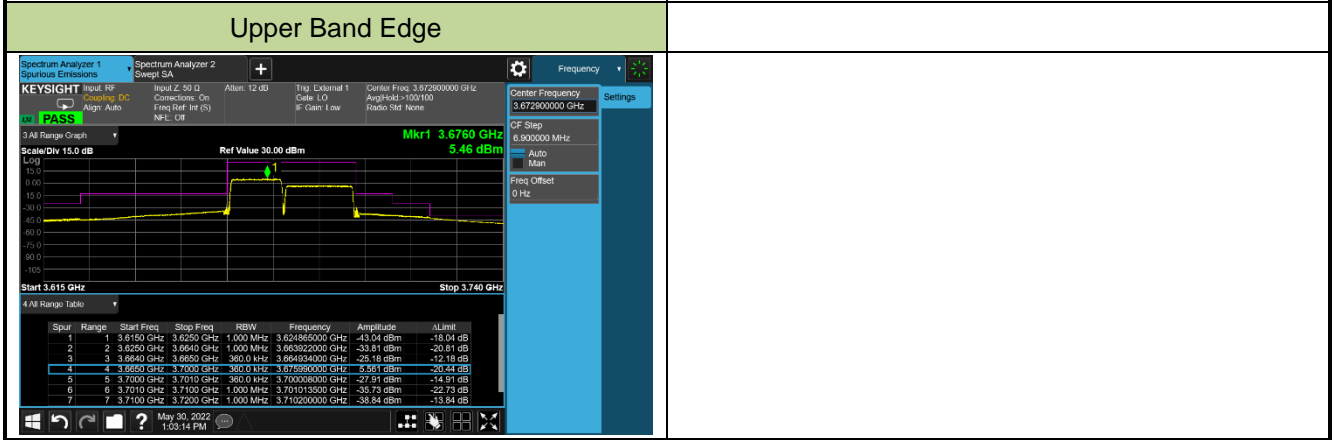
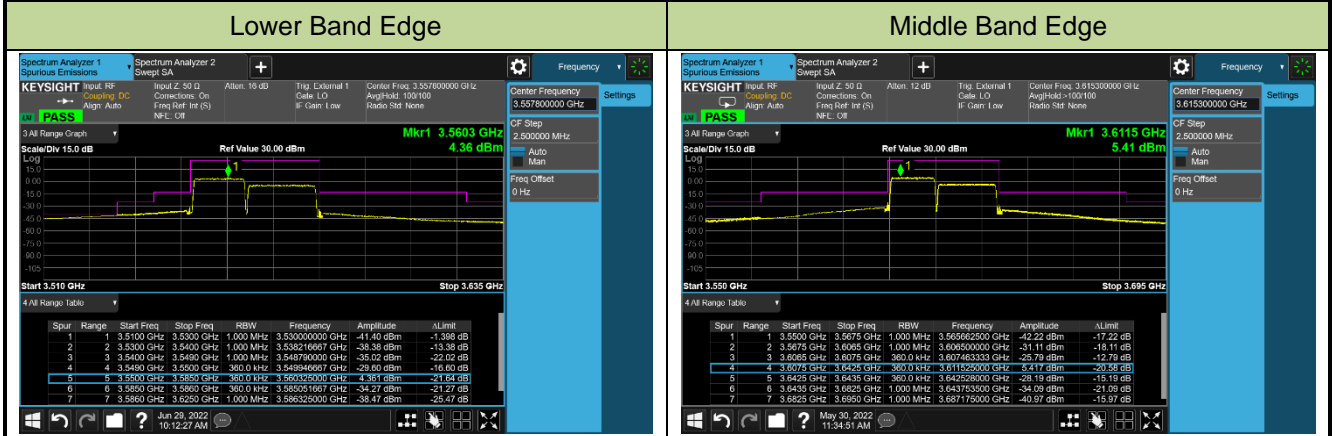
Middle Band Edge



Upper Band Edge



15+20MHz Channel Bandwidth Full RB

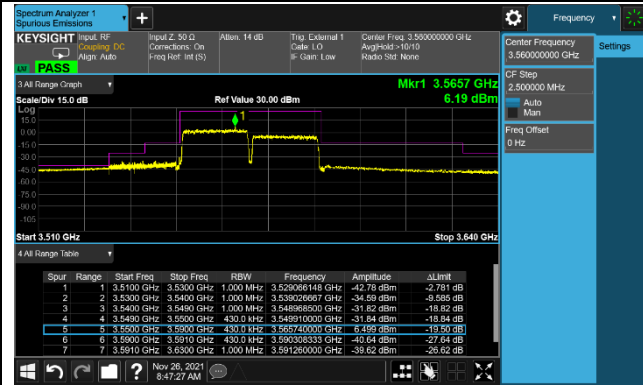


20+15MHz Channel Bandwidth Full RB

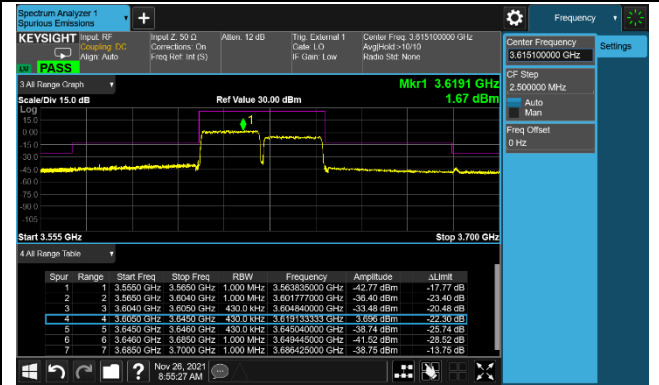


20+20MHz Channel Bandwidth Full RB

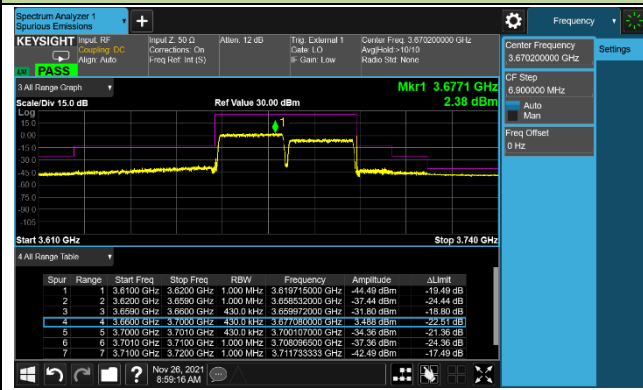
Lower Band Edge



Upper Band Edge



Middle Band Edge



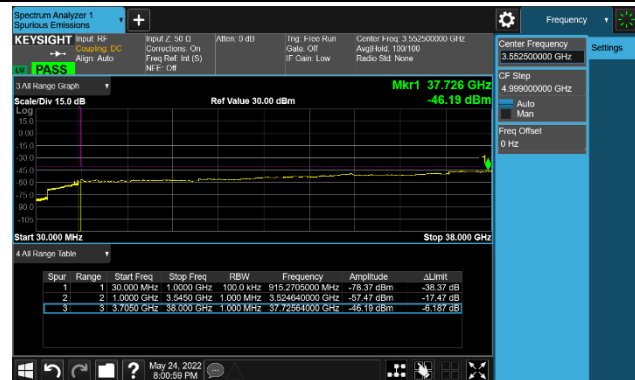
A.5 Conducted Spurious Emissions Test Result

Test Site	SIP-SR1	Test Engineer	Allen Zou
Test Date	2022/05/24	Test Band	Band 48

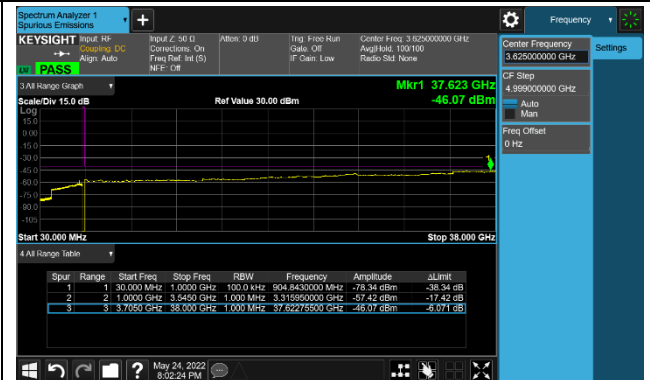
Frequency (MHz)	Channel Bandwidth (MHz)	Frequency Range (MHz)	Max Spurious Emissions (dBm/MHz)	Limit (dBm/MHz)	Result
QPSK					
3552.5	5	30 ~ 40000	-46.19	≤ -40.00	Pass
3625.0	5	30 ~ 40000	-46.07	≤ -40.00	Pass
3697.5	5	30 ~ 40000	-46.07	≤ -40.00	Pass
3555.0	10	30 ~ 40000	-45.99	≤ -40.00	Pass
3625.0	10	30 ~ 40000	-46.10	≤ -40.00	Pass
3695.0	10	30 ~ 40000	-40.74	≤ -40.00	Pass
3557.5	15	30 ~ 40000	-43.32	≤ -40.00	Pass
3625.0	15	30 ~ 40000	-46.19	≤ -40.00	Pass
3692.5	15	30 ~ 40000	-45.97	≤ -40.00	Pass
3550.0	20	30 ~ 40000	-42.14	≤ -40.00	Pass
3625.0	20	30 ~ 40000	-46.16	≤ -40.00	Pass
3690.0	20	30 ~ 40000	-42.14	≤ -40.00	Pass

5MHz Channel Bandwidth

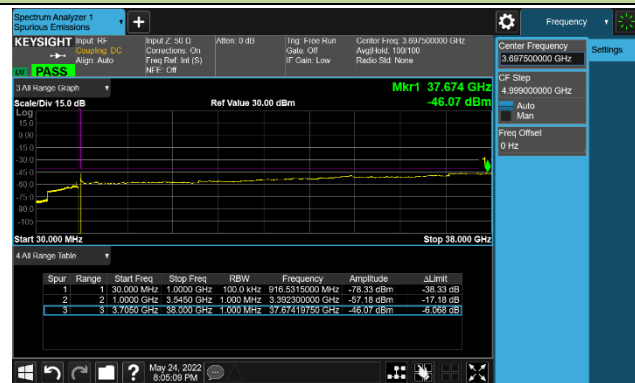
Low Channel



Middle Channel

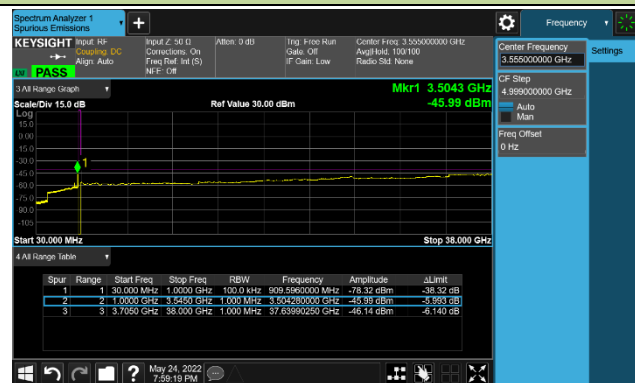


High Channel

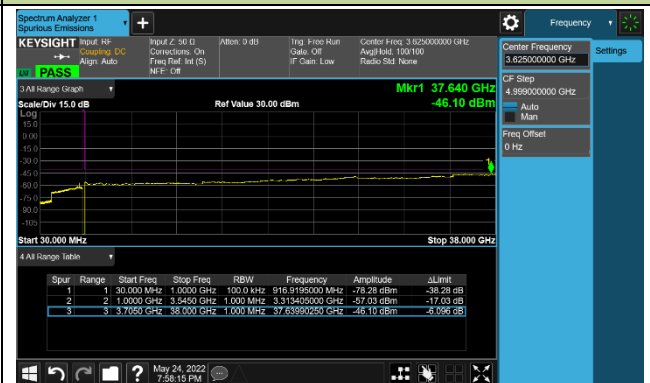


10MHz Channel Bandwidth

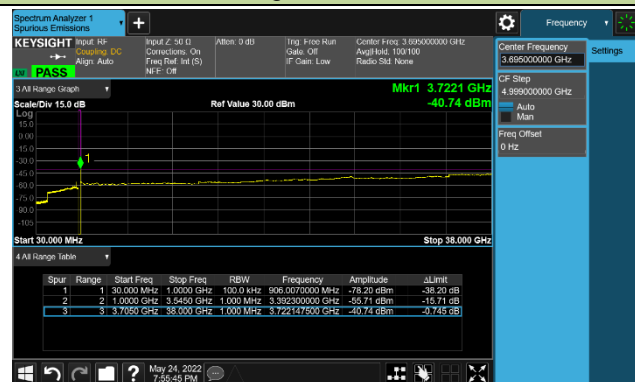
Low Channel



Middle Channel

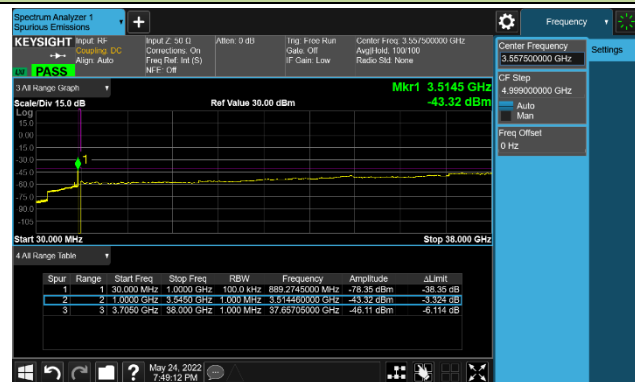


High Channel

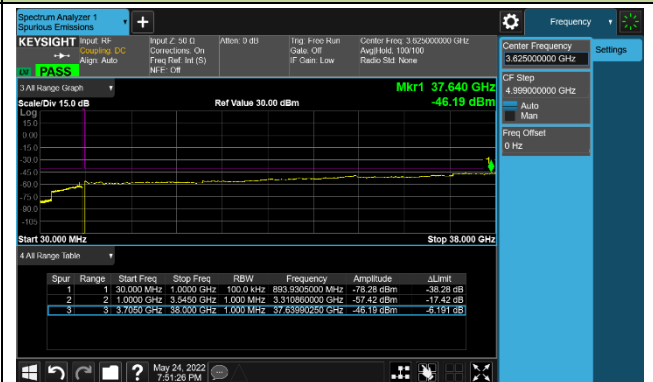


15MHz Channel Bandwidth

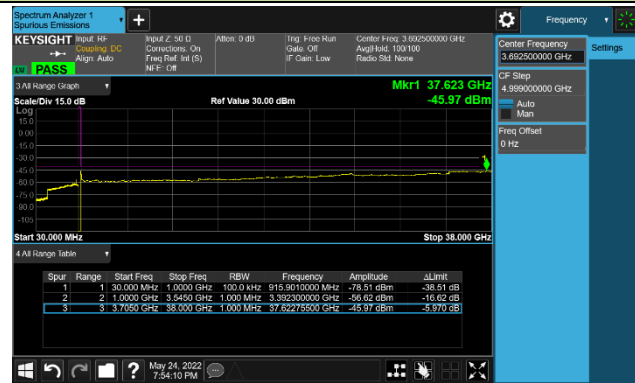
Low Channel



Middle Channel

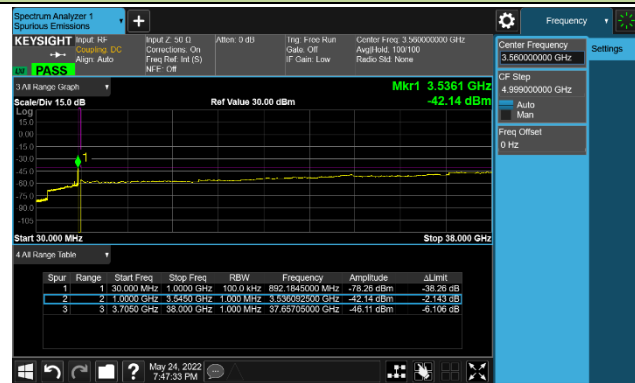


High Channel

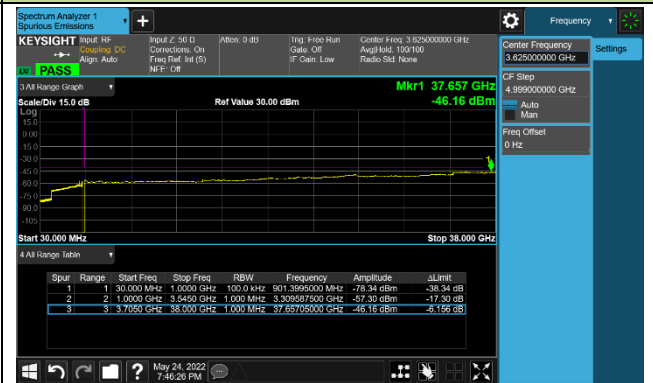


20MHz Channel Bandwidth

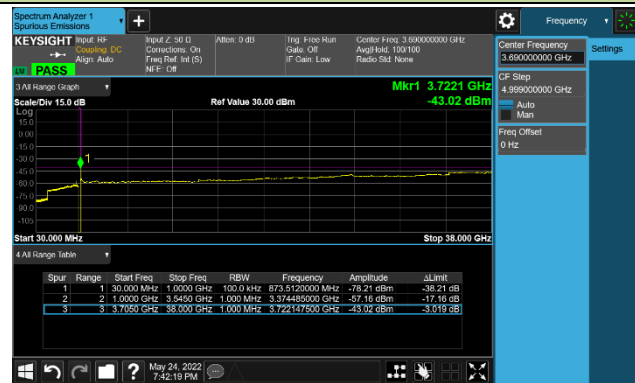
Low Channel



Middle Channel



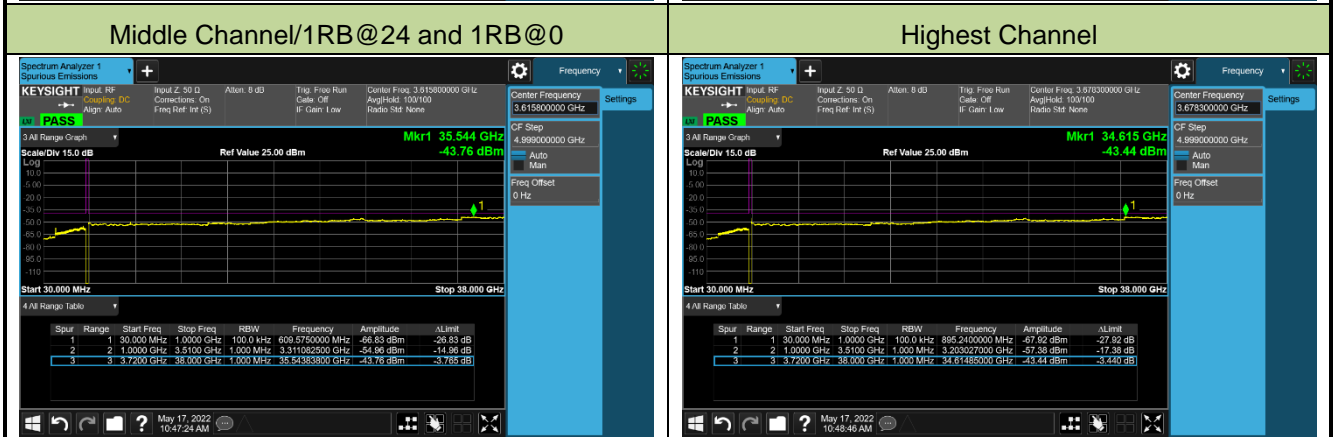
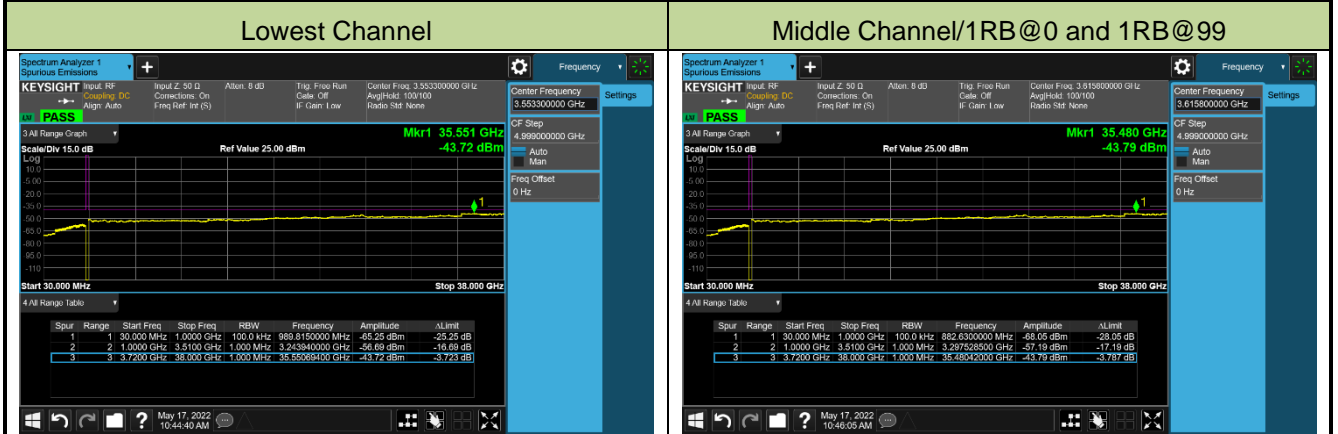
High Channel



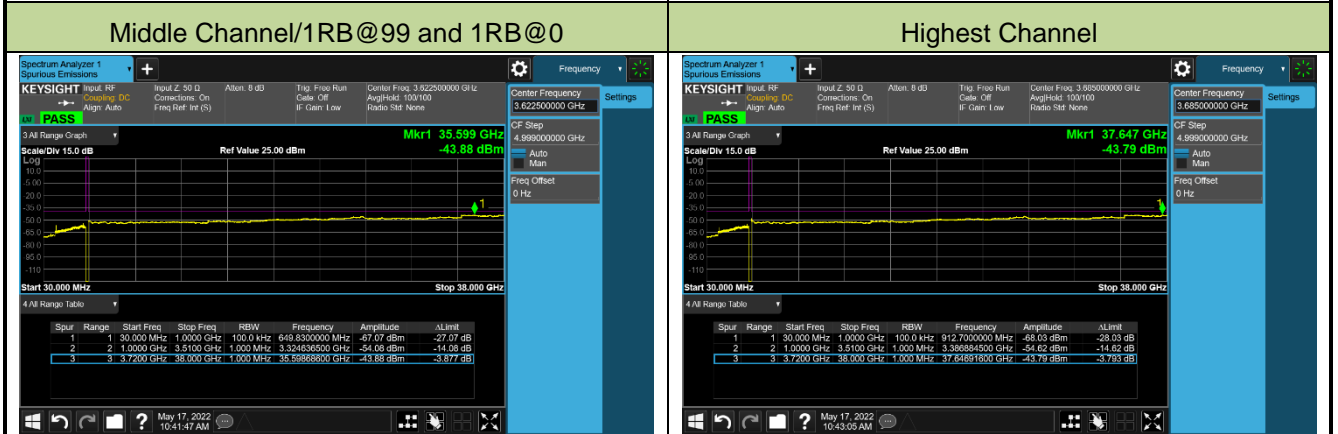
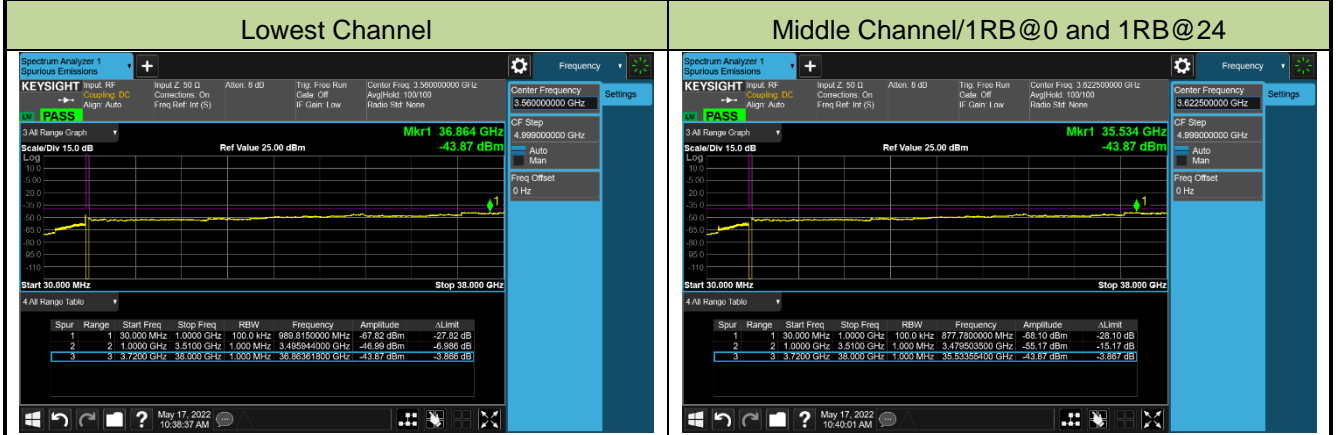
Test Site	SIP-SR1	Test Engineer	Allen Zou
Test Date	2022/05/17	Test Band	Intra-Band CA_48C

Frequency (MHz)		Channel Bandwidth (MHz)	Frequency Range (MHz)	Max Spurious Emissions (dBm)	Limit (dBm)	Result
PCC	SCC					
3553.3	3565.0	5+20	30 ~ 40000	-43.72	≤ -40.00	Pass
3615.8	3627.5	5+20	30 ~ 40000	-43.76	≤ -40.00	Pass
3678.3	3690.0	5+20	30 ~ 40000	-43.44	≤ -40.00	Pass
3560.0	3571.7	20+5	30 ~ 40000	-43.87	≤ -40.00	Pass
3622.5	3634.2	20+5	30 ~ 40000	-43.87	≤ -40.00	Pass
3685.0	3696.7	20+5	30 ~ 40000	-43.79	≤ -40.00	Pass
3555.5	3569.9	10+20	30 ~ 40000	-45.63	≤ -40.00	Pass
3615.6	3630.0	10+20	30 ~ 40000	-43.69	≤ -40.00	Pass
3675.6	3690.0	10+20	30 ~ 40000	-42.50	≤ -40.00	Pass
3560.0	3574.4	20+10	30 ~ 40000	-45.63	≤ -40.00	Pass
3620.1	3634.5	20+10	30 ~ 40000	-43.69	≤ -40.00	Pass
3680.1	3694.5	20+10	30 ~ 40000	-42.50	≤ -40.00	Pass
3557.8	3574.9	15+20	30 ~ 40000	-40.10	≤ -40.00	Pass
3615.3	3632.4	15+20	30 ~ 40000	-45.55	≤ -40.00	Pass
3672.9	3690.0	15+20	30 ~ 40000	-41.56	≤ -40.00	Pass
3560.0	3577.1	20+15	30 ~ 40000	-44.44	≤ -40.00	Pass
3617.6	3634.7	20+15	30 ~ 40000	-45.68	≤ -40.00	Pass
3675.1	3692.2	20+15	30 ~ 40000	-40.19	≤ -40.00	Pass
3560.0	3579.8	20+20	30 ~ 40000	-41.44	≤ -40.00	Pass
3615.1	3634.9	20+20	30 ~ 40000	-43.82	≤ -40.00	Pass
3670.2	3690.0	20+20	30 ~ 40000	-41.81	≤ -40.00	Pass

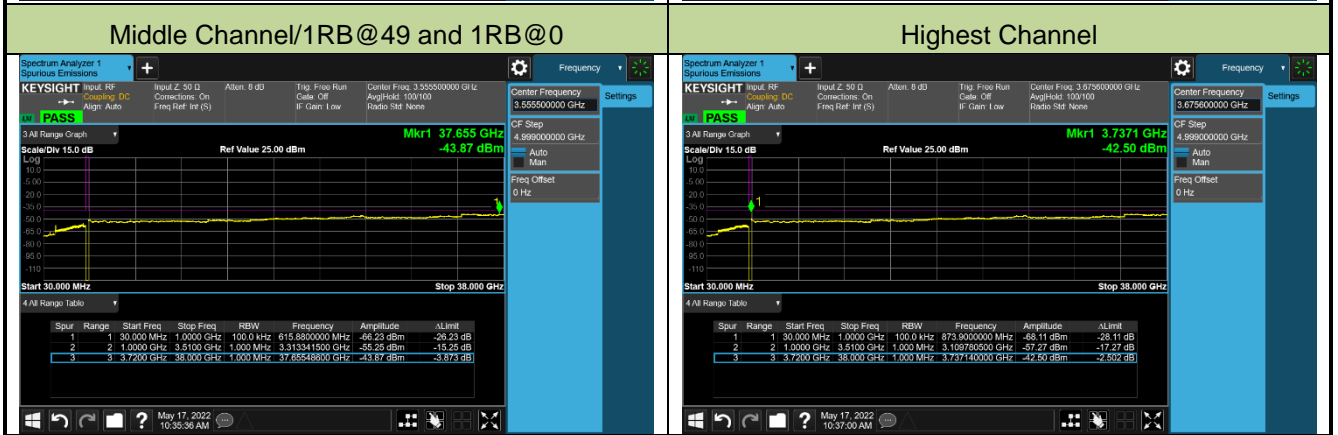
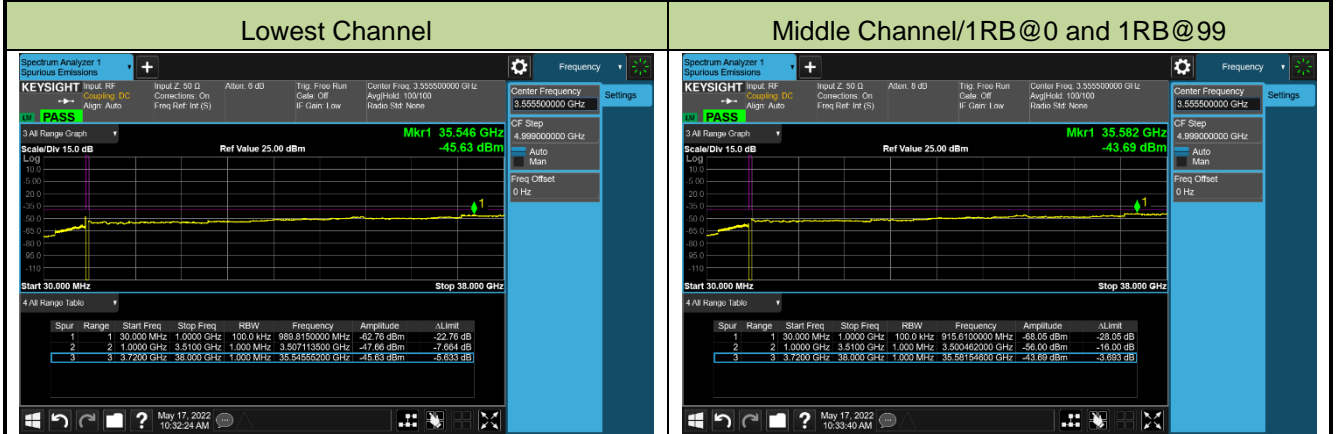
5+20MHz Channel Bandwidth



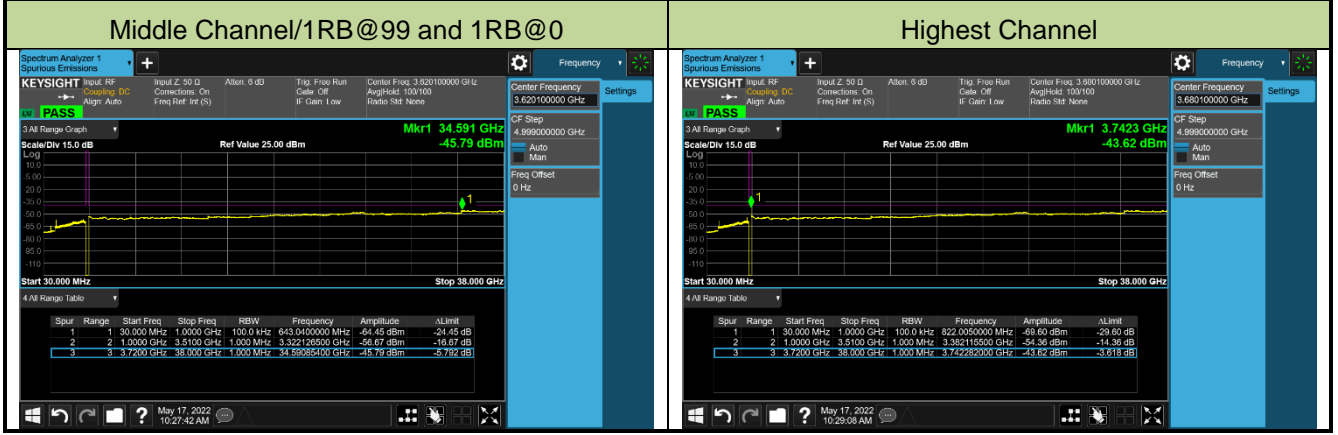
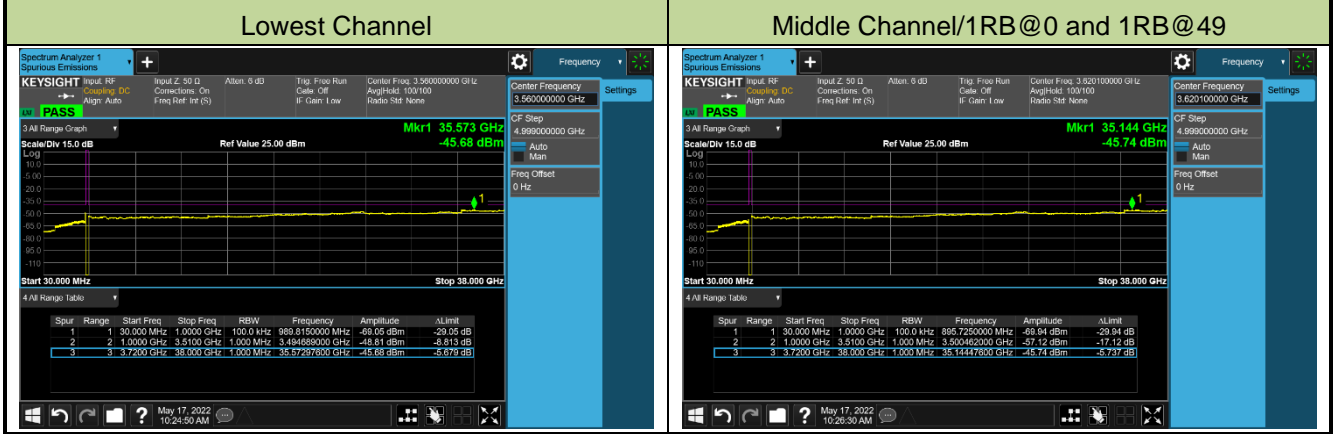
20+5MHz Channel Bandwidth



10+20MHz Channel Bandwidth

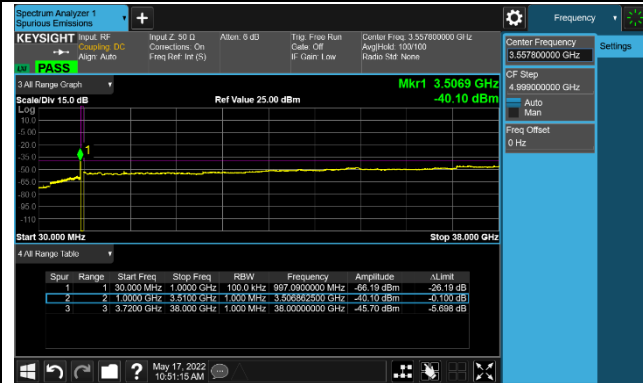


20+10MHz Channel Bandwidth

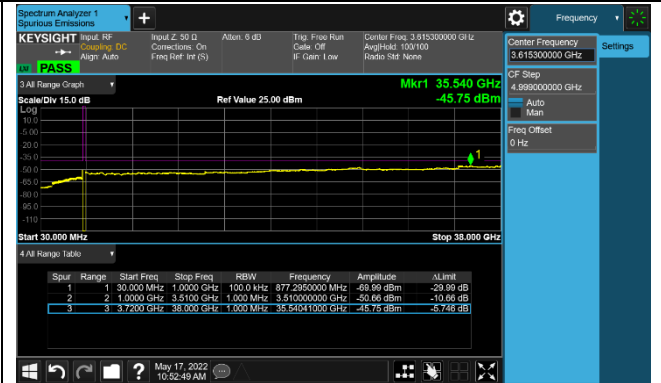


15+20MHz Channel Bandwidth

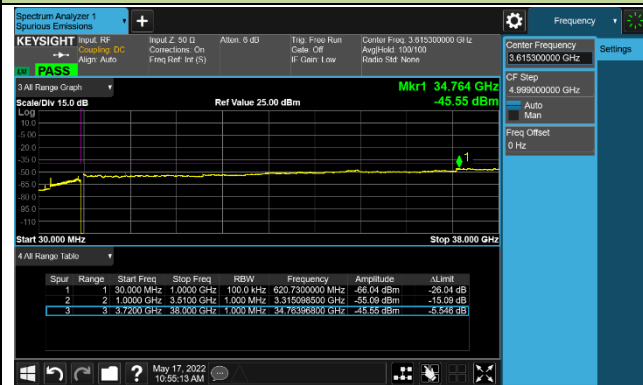
Lowest Channel



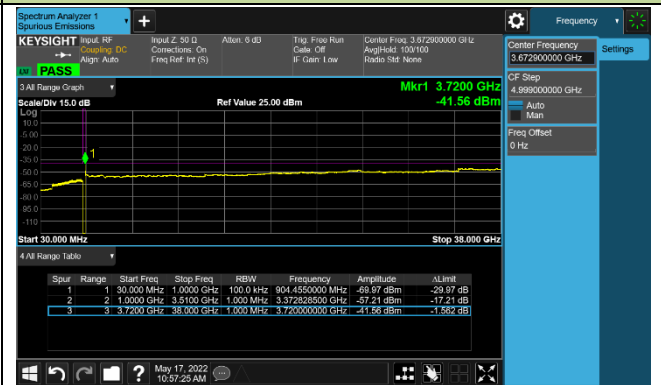
Middle Channel/1RB@0 and 1RB@99



Middle Channel/1RB@74 and 1RB@0

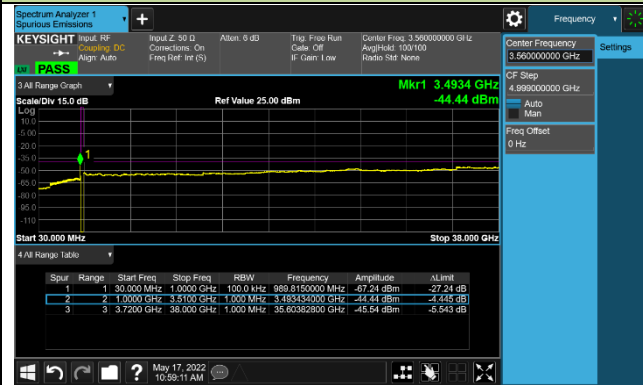


Highest Channel

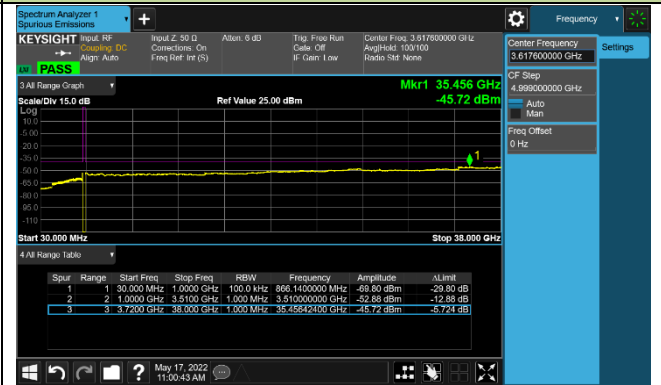


20+15MHz Channel Bandwidth

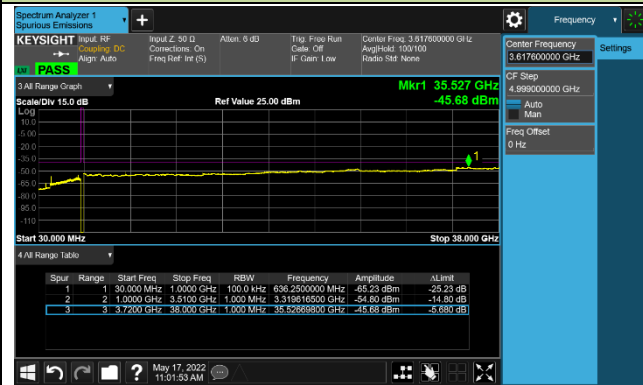
Lowest Channel



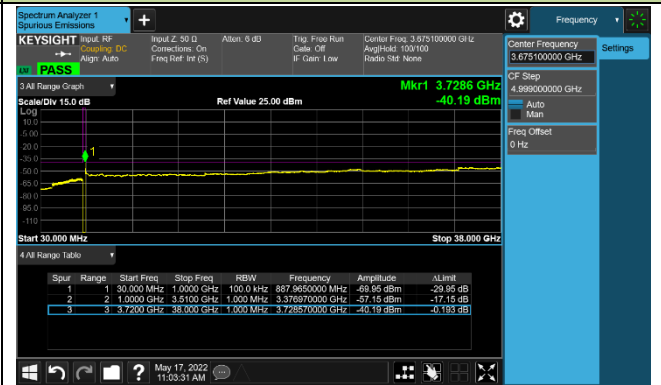
Lowest Channel

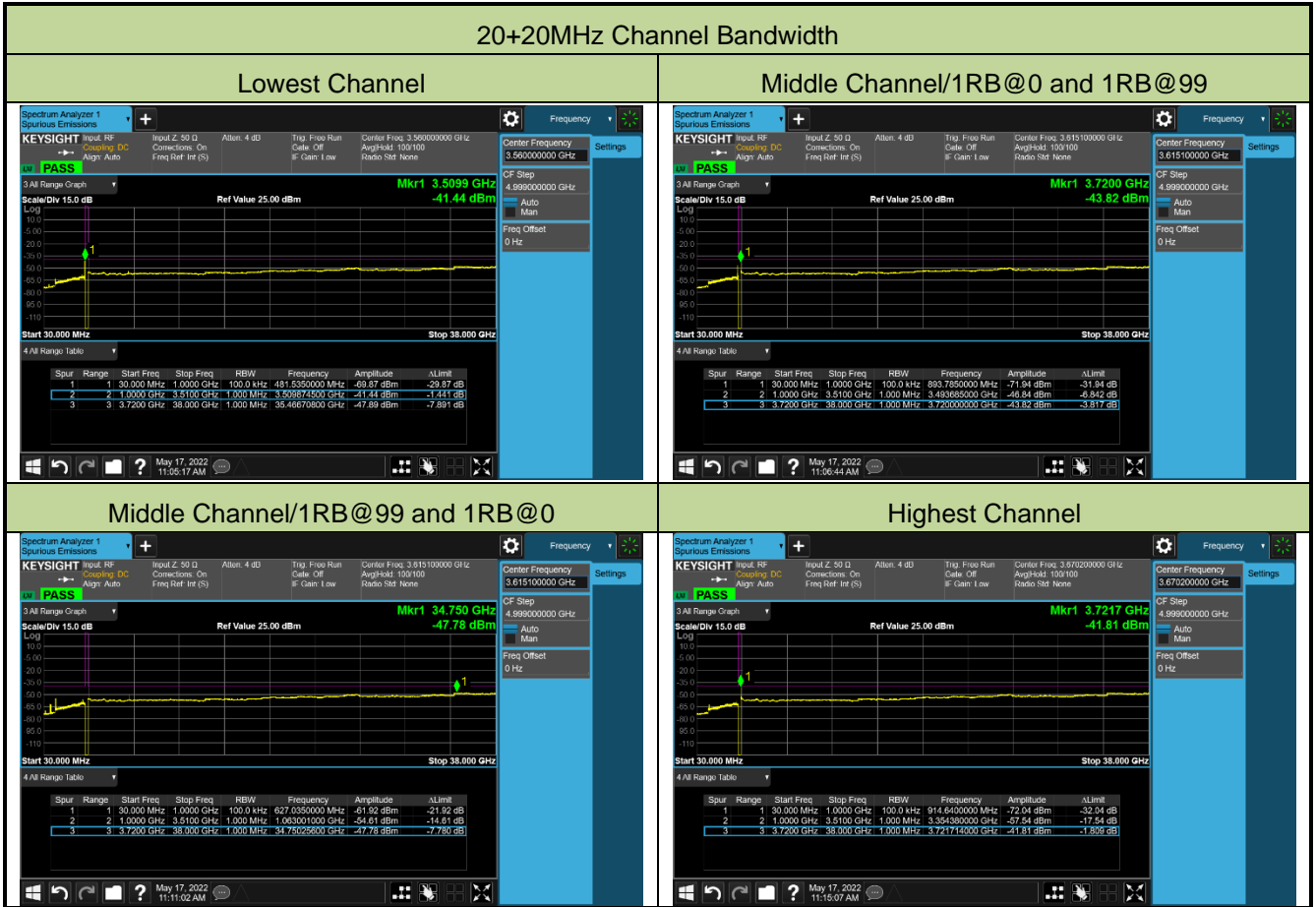


Middle Channel/1RB@99 and 1RB@0



Middle Channel/1RB@99 and 1RB@0





A.6 Radiated Spurious Emissions Test Result

Test Site	SIP-AC3	Test Engineer	Wayen Wang
Test Date	2022/05/20 ~ 2022/05/30	Test Band	LTE Band 48, 5MHz, 1RB

Frequency (MHz)	Reading Level (dBμV)	Factor (dB)	Measure Level (dBμV/m)	Limit (dBμV/m)	Margin (dB)	Detector	Polarization
Bottom Channel							
58.1	3.9	17.5	21.4	55.3	-33.9	Peak	Horizontal
282.7	3.9	18.1	22.0	55.3	-33.3	Peak	Horizontal
54.7	11.6	17.9	29.5	55.3	-25.8	Peak	Vertical
135.2	12.8	17.0	29.8	55.3	-25.5	Peak	Vertical
7103.0	52.7	-6.2	46.5	55.3	-8.8	Peak	Horizontal
10647.5	49.2	-4.0	45.2	55.3	-10.1	Peak	Horizontal
7103.0	49.9	-6.2	43.7	55.3	-11.6	Peak	Vertical
10647.5	50.2	-4.0	46.2	55.3	-9.1	Peak	Vertical
Middle Channel							
58.1	2.8	17.5	20.3	55.3	-35.0	Peak	Horizontal
611.0	2.4	25.8	28.2	55.3	-27.1	Peak	Horizontal
54.3	11.4	17.9	29.3	55.3	-26.0	Peak	Vertical
135.2	11.7	17.0	28.7	55.3	-26.6	Peak	Vertical
7247.5	51.0	-6.2	44.8	55.3	-10.5	Peak	Horizontal
10868.5	50.3	-3.6	46.7	55.3	-8.6	Peak	Horizontal
7247.5	54.1	-6.2	47.9	55.3	-7.4	Peak	Vertical
10868.5	50.1	-3.6	46.5	55.3	-8.8	Peak	Vertical
Top Channel							
56.7	1.8	17.7	19.5	55.3	-35.8	Peak	Horizontal
710.5	3.0	27.0	30.0	55.3	-25.3	Peak	Horizontal
54.7	11.8	17.9	29.7	55.3	-25.6	Peak	Vertical
135.2	13.5	17.0	30.5	55.3	-24.8	Peak	Vertical
7392.0	54.9	-6.3	48.6	55.3	-6.7	Peak	Horizontal
10112.0	47.3	-3.7	43.6	55.3	-11.7	Peak	Horizontal
7392.0	55.9	-6.3	49.6	55.3	-5.7	Peak	Vertical
11089.5	52.6	-3.4	49.2	55.3	-6.1	Peak	Vertical

Note: Measure Level (dBμV/m) = Reading Level (dBμV) + Factor (dB).

A.7 End User Device Additional Requirement (CBSD Protocol) Test Result

Test Site	SIP-SR1	Test Engineer	Larry Yan
Test Date	2022/06/24	Test Band	CBSD transmit at 3580MHz (20MHz BW), 13dBm/MHz



Marker 1: CBSD sends instructions to discontinue LTE operations.

Marker 2: EUT discontinues operation.

Marker 3: 10 seconds elapsed time from CBSD sending instructions to EUT.

Test Site	SIP-SR1	Test Engineer	Larry Yan
Test Date	2022/06/24	Test Band	CBSD transmit at 3620MHz (20MHz BW), 8dBm/MHz



- Marker 1: CBSD sends instructions to discontinue LTE operations.
- Marker 2: EUT discontinues operation.
- Marker 3: 10 seconds elapsed time from CBSD sending instructions to EUT.

Appendix B - Test Setup Photograph

Refer to "2303RSU050-UT" file.

Appendix C - EUT Photograph

Refer to "2303RSU050-UE" file.