



# FCC RF Test Report

**APPLICANT** : Quetel Wireless Solutions Co., Ltd.  
**EQUIPMENT** : WiFi & Bluetooth Module  
**BRAND NAME** : Quetel  
**MODEL NAME** : FCS950U  
**FCC ID** : XMR2023FCS950U  
**STANDARD** : FCC Part 15 Subpart E §15.407  
**CLASSIFICATION** : (NII) Unlicensed National Information Infrastructure  
**TEST DATE(S)** : Dec. 19, 2022 ~ Jan. 10, 2023

We, Sporton International Inc. (Kunshan), would like to declare that the tested sample has been evaluated in accordance with the test procedures and has been in compliance with the applicable technical standards.

The test results in this report apply exclusively to the tested model / sample. Without written approval of Sporton International Inc. (Kunshan), the test report shall not be reproduced except in full.

Jason Jia

Approved by: Jason Jia



**Sporton International Inc. (Kunshan)**

**No. 1098, Pengxi North Road, Kunshan Economic Development Zone Jiangsu Province 215300  
People's Republic of China**



# TABLE OF CONTENTS

**REVISION HISTORY.....3**

**SUMMARY OF TEST RESULT .....4**

**1 GENERAL DESCRIPTION .....5**

    1.1 Applicant .....5

    1.2 Manufacturer.....5

    1.3 Product Feature of Equipment Under Test.....5

    1.4 Product Specification of Equipment Under Test.....5

    1.5 Modification of EUT .....6

    1.6 Testing Location .....6

    1.7 Test Software.....6

    1.8 Applicable Standards.....6

**2 TEST CONFIGURATION OF EQUIPMENT UNDER TEST.....7**

    2.1 Carrier Frequency and Channel .....7

    2.2 Test Mode.....8

    2.3 Connection Diagram of Test System.....9

    2.4 Support Unit used in test configuration and system .....10

    2.5 EUT Operation Test Setup .....10

    2.6 Measurement Results Explanation Example.....10

**3 TEST RESULT.....11**

    3.1 6dB and 26dB and 99% Occupied Bandwidth Measurement .....11

    3.2 Maximum Conducted Output Power Measurement .....16

    3.3 Power Spectral Density Measurement .....17

    3.4 Unwanted Emissions Measurement.....19

    3.5 AC Conducted Emission Measurement.....23

    3.6 Antenna Requirements.....25

**4 LIST OF MEASURING EQUIPMENT.....26**

**5 UNCERTAINTY OF EVALUATION.....27**

**APPENDIX A. CONDUCTED TEST RESULTS**

**APPENDIX B. AC CONDUCTED EMISSION TEST RESULT**

**APPENDIX C. RADIATED SPURIOUS EMISSION**

**APPENDIX D. DUTY CYCLE PLOTS**

**APPENDIX E. SETUP PHOTOGRAPHS**



### REVISION HISTORY

REPORT NO.	VERSION	DESCRIPTION	ISSUED DATE
FR2D0802E	Rev. 01	Initial issue of report	Jan. 16, 2023



### SUMMARY OF TEST RESULT

Report Section	FCC Rule	Description	Limit	Result	Remark
3.1	15.403(i)	6dB, 26dB and 99% Occupied Bandwidth	6dB Bandwidth > 500kHz	Pass	-
3.2	15.407(a)	Maximum Conducted Output Power	≤ 30 dBm	Pass	-
3.3	15.407(a)	Power Spectral Density	≤ 30 dBm/500kHz	Pass	-
3.4	15.407(b)	Unwanted Emissions	15.407(b)(4)(i) & 15.209(a)	Pass	Under limit 4.37 dB at 64.92 MHz
3.5	15.207	AC Conducted Emission	15.207(a)	Pass	Under limit 9.18 dB at 0.538 MHz
3.6	15.203 & 15.407(a)	Antenna Requirement	15.203 & 15.407(a)	Pass	-

<b>Declaration of Conformity:</b>
The test results with all measurement uncertainty excluded are presented in accordance with the regulation limits or requirements declared by manufacturers.
<b>Comments and Explanations:</b>
The declared of product specification for EUT presented in the report are provided by the manufacturer, and the manufacturer takes all the responsibilities for the accuracy of product specification.



# 1 General Description

## 1.1 Applicant

**Quectel Wireless Solutions Co., Ltd.**

Building 5, Shanghai Business Park Phase III (Area B), No.1016 Tianlin Road, Minhang District, Shanghai, 200233, China

## 1.2 Manufacturer

**Quectel Wireless Solutions Co., Ltd.**

Building 5, Shanghai Business Park Phase III (Area B), No.1016 Tianlin Road, Minhang District, Shanghai, 200233, China

## 1.3 Product Feature of Equipment Under Test

Product Feature	
Equipment	WiFi & Bluetooth Module
Brand Name	Quectel
Model Name	FCS950U
FCC ID	XMR2023FCS950U
SN Code	Conducted: E1822K424000035 Conduction: E1822K424000070 Radiation: E1822K424000082
HW Version	R1.0
EUT Stage	Identical Prototype

**Remark:** The above EUT's information was declared by manufacturer. Please refer to the specifications or user's manual for more detailed description.

## 1.4 Product Specification of Equipment Under Test

Standards-related Product Specification	
Tx/Rx Channel Frequency Range	5745 MHz ~ 5825 MHz
Maximum Output Power	<5745 MHz ~ 5825 MHz> 802.11a : 17.22 dBm / 0.0527 W 802.11n HT20 : 16.24 dBm / 0.0421 W 802.11n HT40 : 16.28 dBm / 0.0425 W 802.11ac VHT20: 16.37 dBm / 0.0434 W 802.11ac VHT40: 16.35 dBm / 0.0432 W 802.11ac VHT80: 16.10 dBm / 0.0407 W
99% Occupied Bandwidth	802.11a : 17.18 MHz 802.11ac VHT20 : 17.98 MHz 802.11ac VHT40 : 36.76 MHz 802.11ac VHT80 : 75.76 MHz
Type of Modulation	802.11a/n : OFDM (BPSK / QPSK / 16QAM / 64QAM) 802.11ac : OFDM (BPSK / QPSK / 16QAM / 64QAM / 256QAM)
Antenna Type / Gain	Dipole Antenna with gain 0.95 dBi

**Note:** For 802.11n HT20 / ac VHT20 and 802.11n HT40 / ac VHT40 mode, the whole testing have assessed only 802.11ac VHT20/VHT40 by referring to the higher output power.



### 1.5 Modification of EUT

No modifications are made to the EUT during all test items.

### 1.6 Testing Location

Sporton International Inc. (Kunshan) is accredited to ISO/IEC 17025:2017 by American Association for Laboratory Accreditation with Certificate Number 5145.02.

<b>Test Firm</b>	Sporton International Inc. (Kunshan)		
<b>Test Site Location</b>	No. 1098, Pengxi North Road, Kunshan Economic Development Zone Jiangsu Province 215300 People's Republic of China TEL : +86-512-57900158 FAX : +86-512-57900958		
<b>Test Site No.</b>	<b>Sporton Site No.</b>	<b>FCC Designation No.</b>	<b>FCC Test Firm Registration No.</b>
	CO01- KS 03CH06-KS TH01-KS	CN1257	314309

### 1.7 Test Software

Item	Site	Manufacturer	Name	Version
1.	03CH06-KS	AUDIX	E3	6.2009-8-24al
2.	CO01-KS	AUDIX	E3	6.2009-8-24

### 1.8 Applicable Standards

According to the specifications of the manufacturer, the EUT must comply with the requirements of the following standards:

- 47 CFR Part 15 Subpart E
- FCC KDB 789033 D02 General UNII Test Procedures New Rules v02r01.
- ANSI C63.10-2013

**Remark:**

1. All test items were verified and recorded according to the standards and without any deviation during the test.
2. This EUT has also been tested and complied with the requirements of FCC Part 15, Subpart B, recorded in a separate test report.



## 2 Test Configuration of Equipment Under Test

- a. The EUT has been associated with peripherals and configuration operated in a manner tended to maximize its emission characteristics in a typical application. Frequency range investigated: conduction emission (150 kHz to 30 MHz), radiation emission (9 kHz to the 10th harmonic of the highest fundamental frequency or to 40 GHz, whichever is lower). For radiated measurement, pre-scanned in three orthogonal panels, X, Y, Z. The worst cases (X plane) were recorded in this report.
- b. AC power line Conducted Emission was tested under maximum output power.

### 2.1 Carrier Frequency and Channel

Frequency Band	Channel	Freq. (MHz)	Channel	Freq. (MHz)
5745-5825 MHz U-NII-3	149	5745	157	5785
	151*	5755	159*	5795
	153	5765	161	5805
	155#	5775	165	5825

**Note:**

- 1. The above Frequency and Channel in "\*" were 802.11n HT40 and 802.11ac VHT40.
- 2. The above Frequency and Channel in "#" were 802.11ac VHT80.



## 2.2 Test Mode

Final test modes are considering the modulation and worse data rates as below table.

Modulation	Data Rate
802.11a	6 Mbps
802.11ac VHT20	MCS0
802.11ac VHT40	MCS0
802.11ac VHT80	MCS0

<b>AC Conducted Emission</b>	Mode 1 : Bluetooth Link + WLAN Link (5G) + Powered by Fixture board
--------------------------------------	---

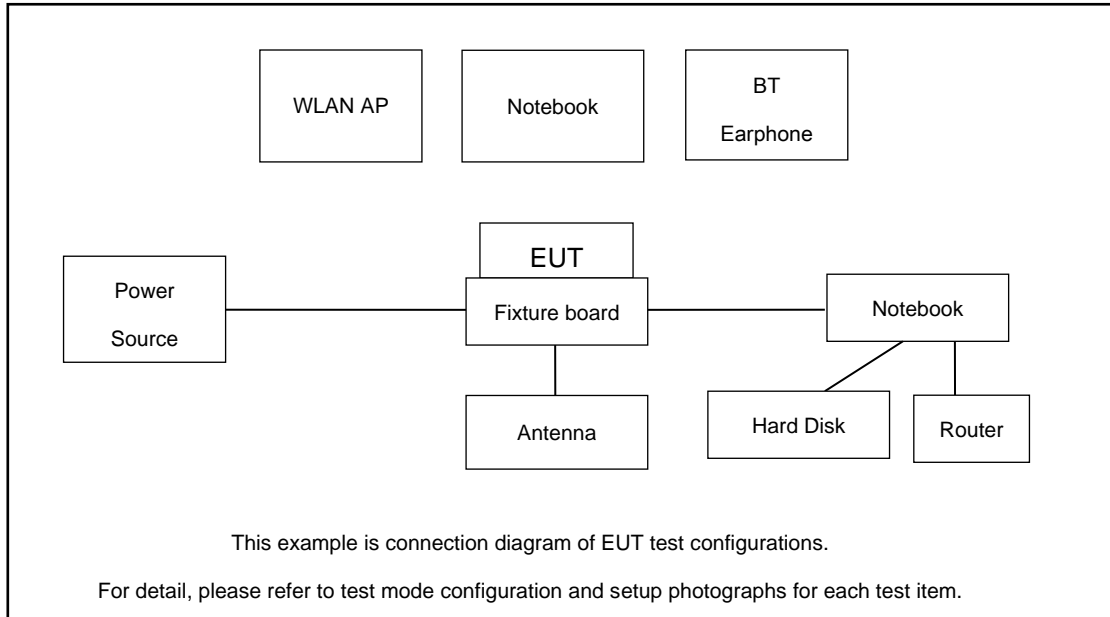
**Remark:** For Radiated Test Cases, The tests were performance with Fixture board.

Ch. #		U-NII-3 : 5745-5825 MHz			
		802.11a	802.11ac VHT20	802.11ac VHT40	802.11ac VHT80
L	Low	149	149	151	-
M	Middle	157	157	-	155
H	High	165	165	159	-

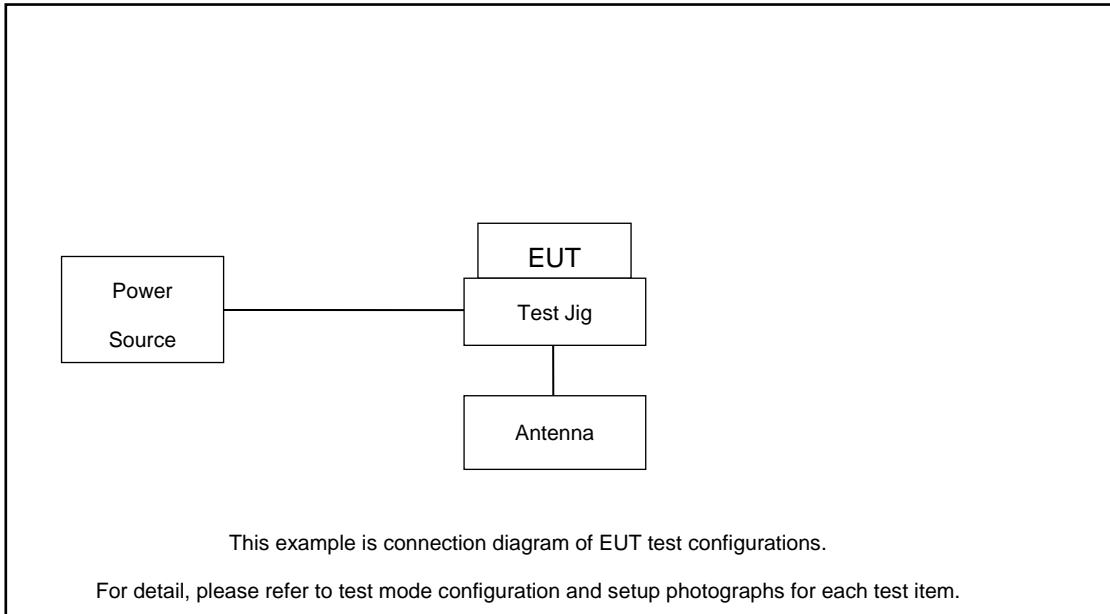


## 2.3 Connection Diagram of Test System

For AC Conducted Emission:



For Radiated Emission:



## 2.4 Support Unit used in test configuration and system

Item	Equipment	Trade Name	Model Name	FCC ID	Data Cable	Power Cord
1.	Notebook	Lenovo	G480	QDS-BRCM1050I	N/A	shielded cable DC O/P 1.8m , Unshielded AC I/P cable 1.8m
2.	WLAN AP	D-link	DIR-655	KA21R655B1	N/A	Unshielded,1.8m
3.	Hard Disk	Lenovo	F310	DoC	Shielded, 1.2m	N/A
4.	Fixture board	Quectel	N/A	N/A	N/A	N/A

## 2.5 EUT Operation Test Setup

For WLAN RF test items, an engineering test program was provided and enabled to make EUT continuously transmit.

For AC power line conducted emissions, the EUT was set to connect with the WLAN AP under large package sizes transmission.

## 2.6 Measurement Results Explanation Example

For all conducted test items:

The offset level is set in the spectrum analyzer to compensate the RF cable loss between EUT conducted output port and spectrum analyzer. With the offset compensation, the spectrum analyzer reading level is exactly the EUT RF output level.

Example :

The spectrum analyzer offset is derived from RF cable loss.

*Offset = RF cable loss.*

Following shows an offset computation example with cable loss 7.2 dB.

$$\begin{aligned} \text{Offset(dB)} &= \text{RF cable loss(dB)}. \\ &= 7.2 \text{ (dB)} \end{aligned}$$

### 3 Test Result

#### 3.1 6dB and 26dB and 99% Occupied Bandwidth Measurement

##### 3.1.1 Description of 6dB and 26dB and 99% Occupied Bandwidth

The minimum 6 dB bandwidth shall be at least 500 kHz.

26dB and 99% Occupied bandwidth are reporting only.

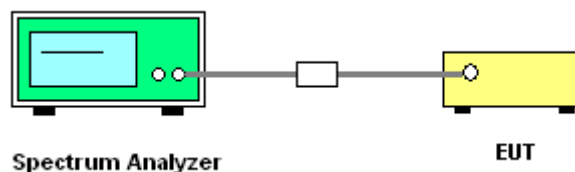
##### 3.1.2 Measuring Instruments

The measuring equipment is listed in the section 4 of this test report.

##### 3.1.3 Test Procedures

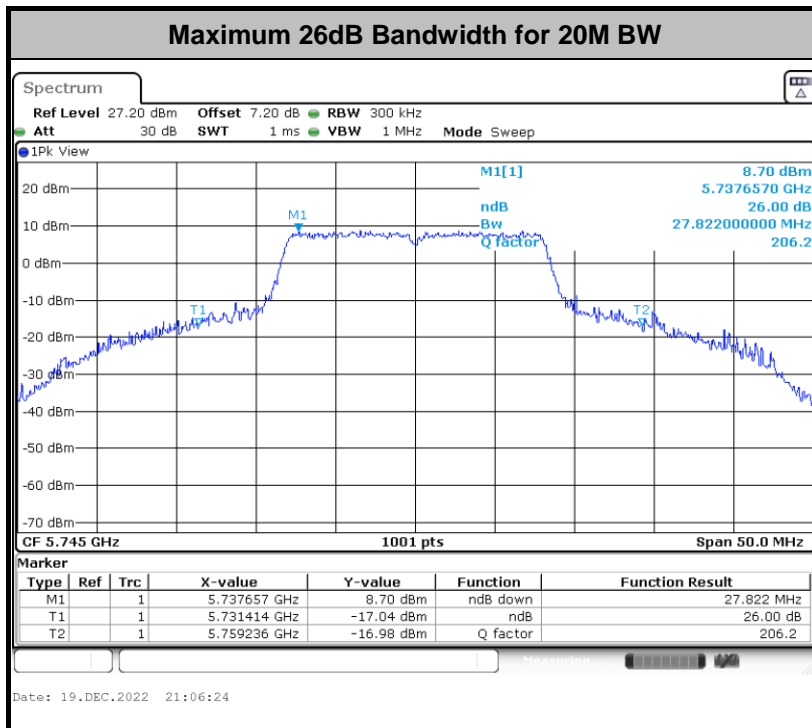
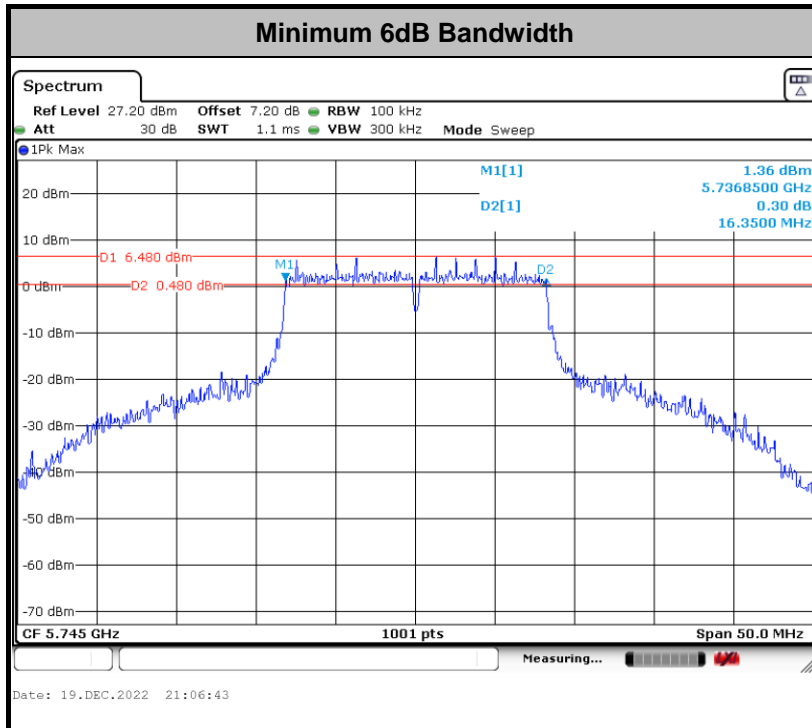
1. The testing follows FCC KDB 789033 D02 General UNII Test Procedures New Rules v02r01. Section C) Emission bandwidth for the band 5.725-5.85GHz
2. For 6dB BW, Set RBW = 100kHz.  
For 26dB BW, Set RBW = approximately 1% of the emission bandwidth.  
For 99% OBW, Set RBW = 1% to 5% of the OBW.
3. For 26dB BW, Set the VBW > RBW.  
For 6dB BW & 99% OBW, Set the VBW  $\geq 3 \times$  RBW.
4. Detector = Peak.
5. Trace mode = max hold
6. Measure the maximum width of the emission that is 6 dB down from the peak of the emission.
7. Measure and record the results in the test report.

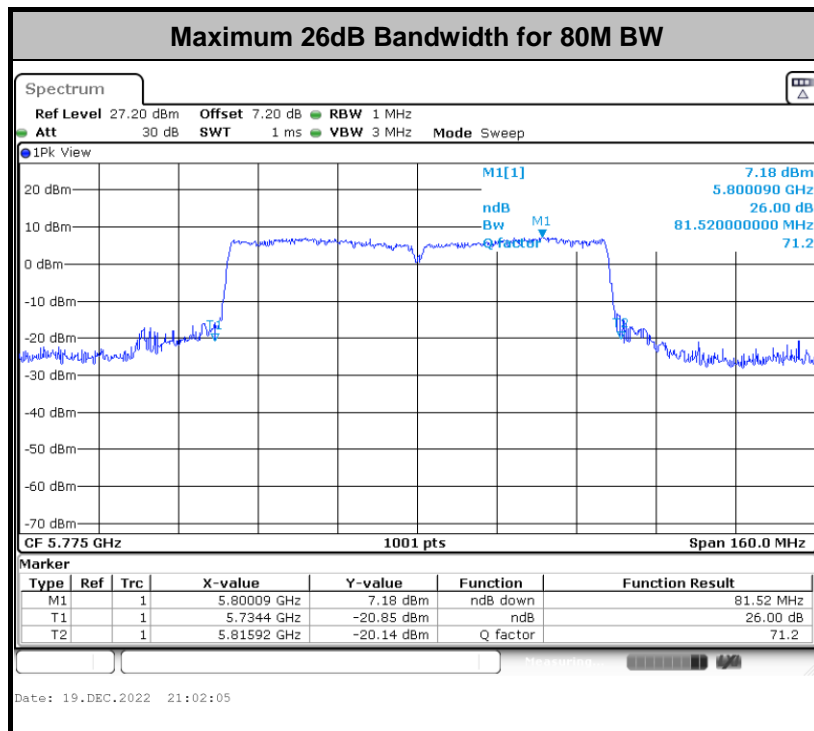
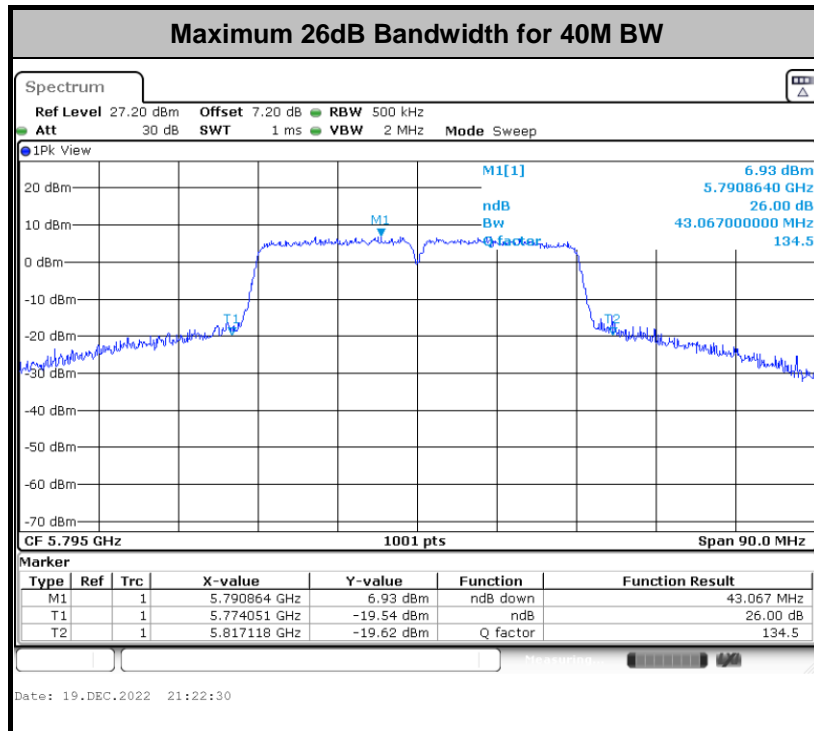
##### 3.1.4 Test Setup

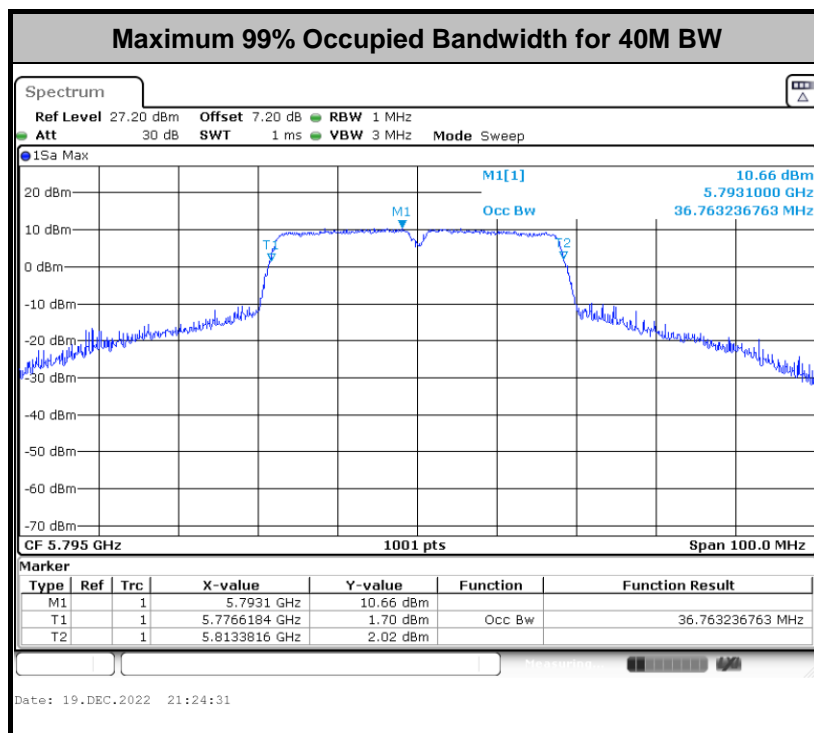
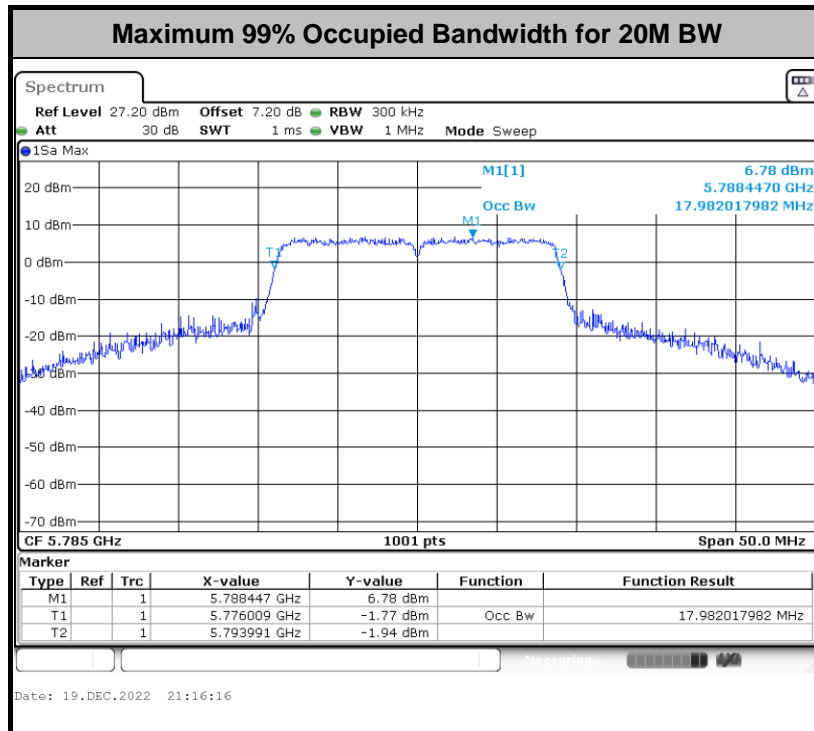


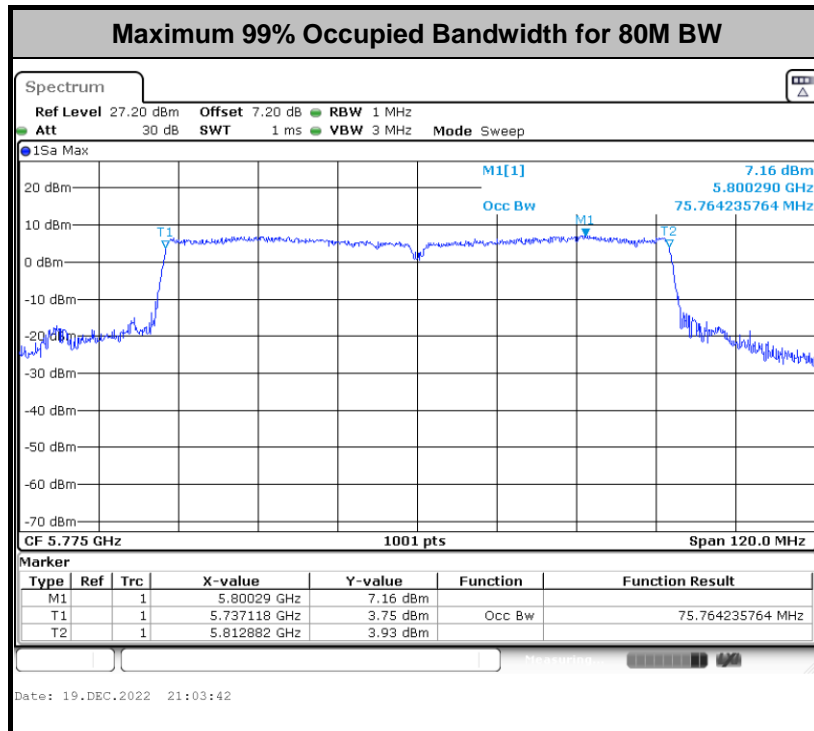
##### 3.1.5 Test Result of 6dB Bandwidth

Please refer to Appendix A.









**Note:** The occupied channel bandwidth is maintained within the band of operation for all of the modulations.

## 3.2 Maximum Conducted Output Power Measurement

### 3.2.1 Limit of Maximum Conducted Output Power

For the band 5.725–5.85 GHz, the maximum conducted output power over the frequency band of operation shall not exceed 1 W.

If transmitting antennas of directional gain greater than 6 dBi are used, the peak output power shall be reduced by the amount in dB that the directional gain of the antenna exceeds 6 dBi.

### 3.2.2 Measuring Instruments

The measuring equipment is listed in the section 4 of this test report.

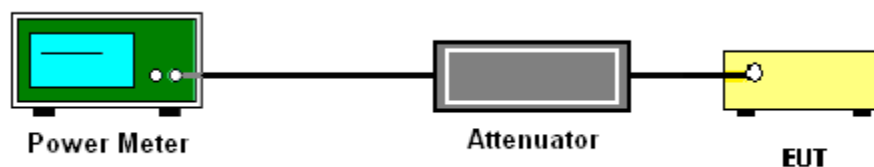
### 3.2.3 Test Procedures

The testing follows Method PM of FCC KDB 789033 D02 General UNII Test Procedures New Rules v02r01.

Method PM (Measurement using an RF average power meter):

1. Measurement is performed using a wideband RF power meter.
2. The EUT is configured to transmit continuously with a consistent duty cycle at its maximum power control level.
3. Measure the average power of the transmitter, and the average power is corrected with duty factor,  $10 \log(1/x)$ , where  $x$  is the duty cycle.

### 3.2.4 Test Setup



### 3.2.5 Test Result of Maximum Conducted Output Power

Please refer to Appendix A.





### 3.3 Power Spectral Density Measurement

#### 3.3.1 Limit of Power Spectral Density

For the band 5.725–5.85 GHz, the maximum power spectral density shall not exceed 30 dBm in any 500-kHz band.

If transmitting antennas of directional gain greater than 6 dBi are used, the peak output power shall be reduced by the amount in dB that the directional gain of the antenna exceeds 6 dBi.

#### 3.3.2 Measuring Instruments

The measuring equipment is listed in the section 4 of this test report.

#### 3.3.3 Test Procedures

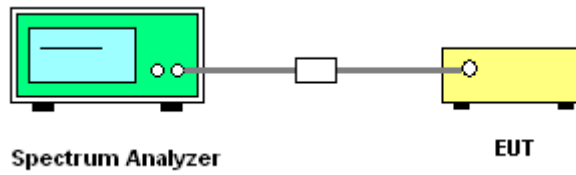
The testing follows FCC KDB 789033 D02 General UNII Test Procedures New Rules v02r01. Section F) Maximum power spectral density.

##### # Method SA-2 #

(trace averaging across on and off times of the EUT transmissions, followed by duty cycle correction).

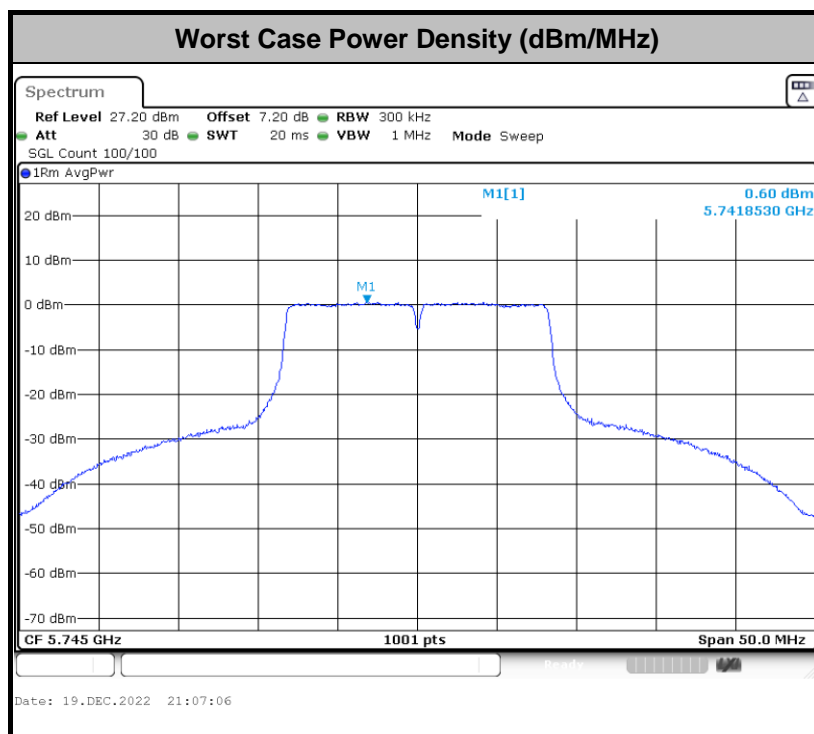
- Measure the duty cycle.
  - Set span to encompass the entire emission bandwidth (EBW) of the signal.
  - Set RBW = 500KHz (or 300 kHz if the SA can't set RBW=500KHz).
  - Set VBW  $\geq$  1 MHz.
  - Number of points in sweep  $\geq$  2 Span / RBW.
  - Sweep time = auto.
  - Detector = RMS
  - Trace average at least 100 traces in power averaging mode.
  - If the SA can't set RBW=500KHz, then add  $10 \log(500\text{kHz}/\text{RBW})$  to the test result
  - Add  $10 \log(1/x)$ , where x is the duty cycle, to the measured power in order to compute the average power during the actual transmission times. For example, add  $10 \log(1/0.25) = 6$  dB if the duty cycle is 25 percent.
1. The RF output of EUT was connected to the spectrum analyzer by a low loss cable.
  2. Each plot has already offset with cable loss, and attenuator loss. Measure the PPSD and record it.

### 3.3.4 Test Setup



### 3.3.5 Test Result of Power Spectral Density

Please refer to Appendix A.



**Note:**

Average Power Density (2.82dBm/500KHz) = Measured value (0.60dBm/300KHz) + RBW Factor (2.22dB).



### 3.4 Unwanted Emissions Measurement

This section is to measure unwanted emissions through radiated measurement for band edge spurious emissions and out of band emissions measurement.

#### 3.4.1 Limit of Unwanted Emissions

- (1) For transmitters operating in the 5.725-5.85 GHz band:  
15.407(b)(4)(i) All emissions shall be limited to a level of -27 dBm/MHz at 75 MHz or more above or below the band edge increasing linearly to 10 dBm/MHz at 25 MHz above or below the band edge, and from 25 MHz above or below the band edge increasing linearly to a level of 15.6 dBm/MHz at 5 MHz above or below the band edge, and from 5 MHz above or below the band edge increasing linearly to a level of 27 dBm/MHz at the band edge.
- (2) Unwanted spurious emissions fallen in restricted bands shall comply with the general field strength limits as below table,

Frequency (MHz)	Field Strength (microvolts/meter)	Measurement Distance (meters)
0.009 – 0.490	2400/F(kHz)	300
0.490 – 1.705	24000/F(kHz)	30
1.705 – 30.0	30	30
30 – 88	100	3
88 – 216	150	3
216 - 960	200	3
Above 960	500	3

EIRP (dBm)	Field Strength at 3m (dBµV/m)
- 27	68.2

**Note:** The following formula is used to convert the EIRP to field strength.

$$EIRP = E_{Meas} + 20\log (d_{Meas}) -104.7$$

where

EIRP is the equivalent isotropically radiated power, in dBm

E<sub>Meas</sub> is the field strength of the emission at the measurement distance, in dBµV/m

d<sub>Meas</sub> is the measurement distance, in m

#### 3.4.2 Measuring Instruments

The measuring equipment is listed in the section 4 of this test report.

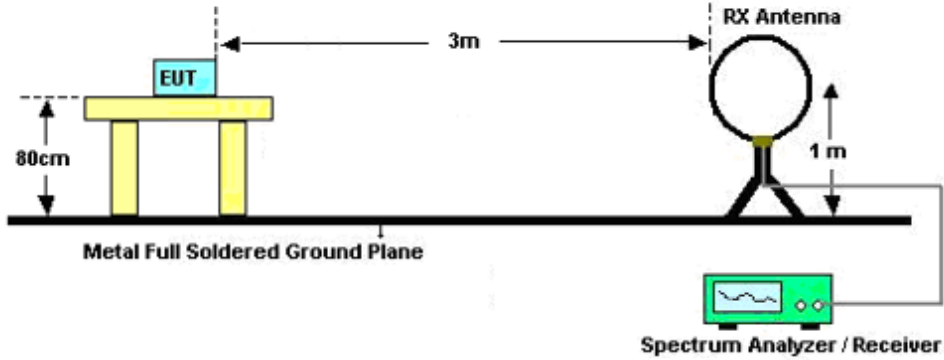


### 3.4.3 Test Procedures

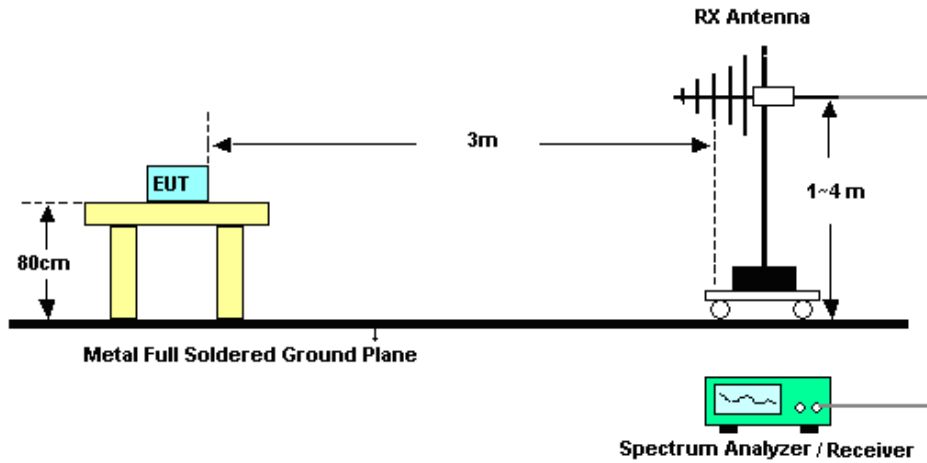
1. The testing follows FCC KDB 789033 D02 General UNII Test Procedures New Rules v02r01. Section G) Unwanted emissions measurement.
  - (1) Procedure for Unwanted Emissions Measurements Below 1000MHz
    - RBW = 120 kHz
    - VBW = 300 kHz
    - Detector = Peak
    - Trace mode = max hold
  - (2) Procedure for Peak Unwanted Emissions Measurements Above 1000 MHz
    - RBW = 1 MHz
    - VBW  $\geq$  3 MHz
    - Detector = Peak
    - Sweep time = auto
    - Trace mode = max hold
  - (3) Procedures for Average Unwanted Emissions Measurements Above 1000MHz
    - RBW = 1 MHz
    - VBW = 10 Hz, when duty cycle is no less than 98 percent.
    - VBW  $\geq$  1/T, when duty cycle is less than 98 percent where T is the minimum transmission duration over which the transmitter is on.
2. The EUT was placed on a turntable with 0.8 meter for frequency below 1GHz and 1.5 meter for frequency above 1GHz respectively above ground.
3. The EUT was set 3 meters from the interference receiving antenna which was mounted on the top of a variable height antenna tower.
4. The antenna is a broadband antenna and its height is adjusted between one meter and four meters above ground to find the maximum value of the field strength for both horizontal polarization and vertical polarization of the antenna.
5. For each suspected emission, the EUT was arranged to its worst case and then adjust the antenna tower (from 1 m to 4 m) and turntable (from 0 degree to 360 degrees) to find the maximum reading.
6. For testing below 1GHz, if the emission level of the EUT in peak mode was 3 dB lower than the limit specified, then peak values of EUT will be reported, otherwise, the emissions will be repeated one by one using the CISPR quasi-peak method and reported.
7. For testing above 1GHz, the emission level of the EUT in peak mode was 20dB lower than peak limit (that means the emission level in average mode also complies with the limit in average mode), then peak values of EUT will be reported, otherwise, the emissions will be measured in average mode again and reported.

### 3.4.4 Test Setup

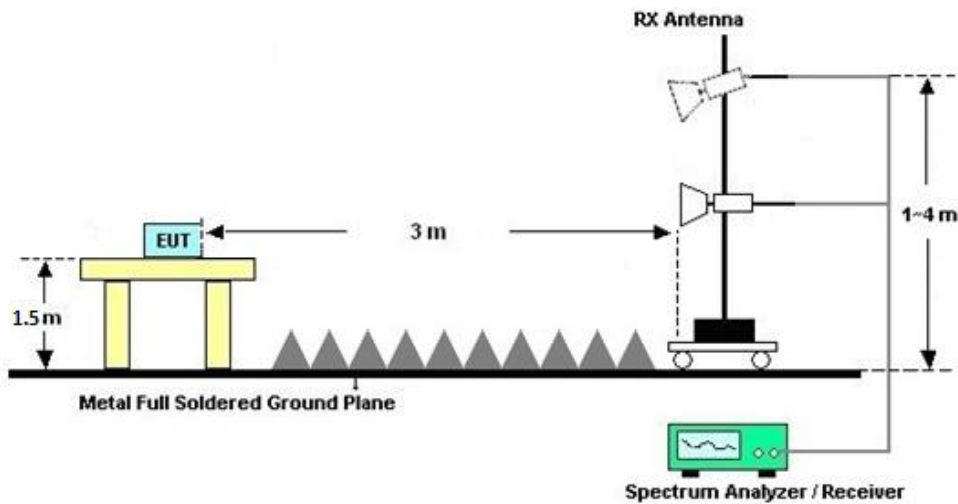
For radiated emissions below 30MHz



For radiated emissions from 30MHz to 1GHz



For radiated emissions above 1GHz





### **3.4.5 Test Results of Radiated Emissions (9 kHz ~ 30 MHz)**

The low frequency, which started from 9 kHz to 30MHz, was pre-scanned and the result which was 20dB lower than the limit line was not reported.

There is a comparison data of both open-field test site and semi-Anechoic chamber, and the result came out very similar.

### **3.4.6 Test Result of Radiated Band Edges**

Please refer to Appendix C.

### **3.4.7 Duty Cycle**

Please refer to Appendix D.

### **3.4.8 Test Result of Unwanted Radiated Emission (30MHz ~ 10th Harmonic or 40GHz, whichever is lower)**

Please refer to Appendix C.



### 3.5 AC Conducted Emission Measurement

#### 3.5.1 Limit of AC Conducted Emission

For equipment that is designed to be connected to the public utility (AC) power line, the radio frequency voltage that is conducted back onto the AC power line on any frequency or frequencies within the band 150 kHz to 30 MHz shall not exceed the limits in the following table.

Frequency of emission (MHz)	Conducted limit (dBµV)	
	Quasi-peak	Average
0.15-0.5	66 to 56*	56 to 46*
0.5-5	56	46
5-30	60	50

\*Decreases with the logarithm of the frequency.

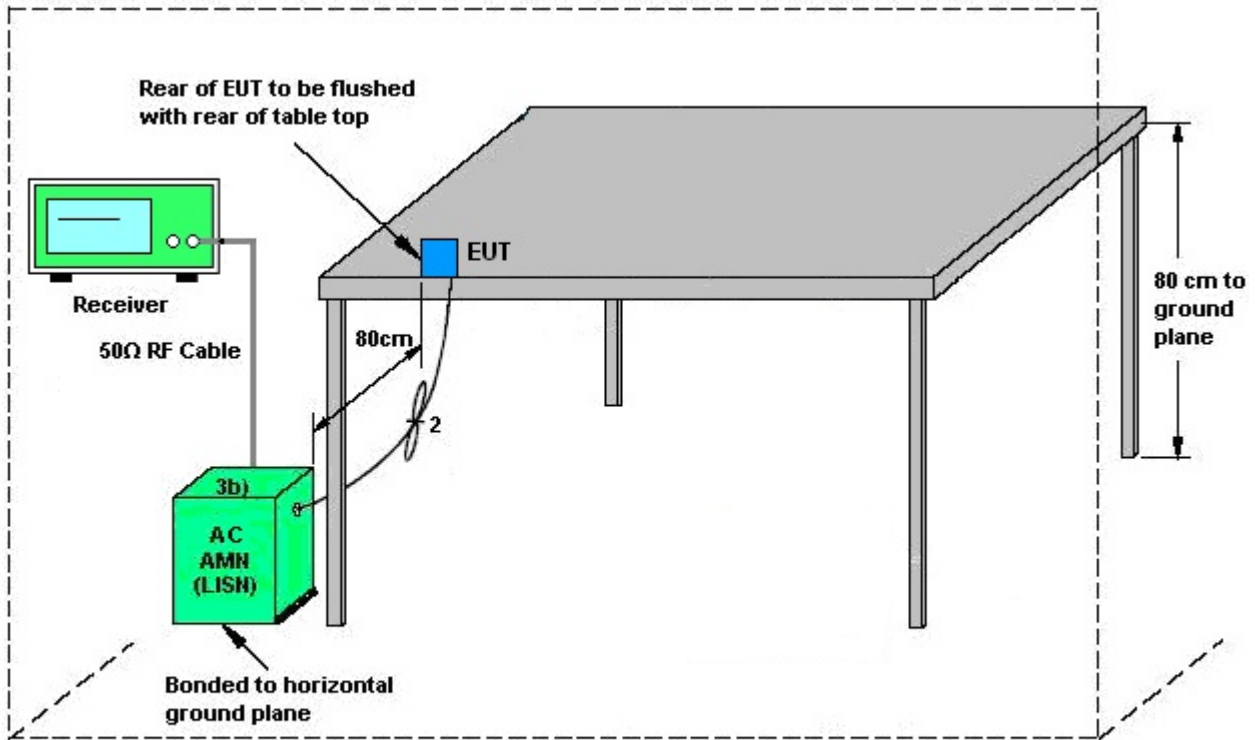
#### 3.5.2 Measuring Instruments

The measuring equipment is listed in the section 4 of this test report.

#### 3.5.3 Test Procedures

1. The EUT was placed 0.4 meter from the conducting wall of the shielding room was kept at least 80 centimeters from any other grounded conducting surface.
2. Connect EUT to the power mains through a line impedance stabilization network (LISN).
3. All the support units are connecting to the other LISN.
4. The LISN provides 50 ohm coupling impedance for the measuring instrument.
5. The FCC states that a 50 ohm, 50 microhenry LISN should be used.
6. Both sides of AC line were checked for maximum conducted interference.
7. The frequency range from 150 kHz to 30 MHz was searched.
8. Set the test-receiver system to Peak Detect Function and specified bandwidth with Maximum Hold Mode.

### 3.5.4 Test Setup



AMN = Artificial mains network (LISH)  
AE = Associated equipment  
EUT = Equipment under test  
ISN = Impedance stabilization network

### 3.5.5 Test Result of AC Conducted Emission

Please refer to Appendix B.





## **3.6 Antenna Requirements**

### **3.6.1 Standard Applicable**

If transmitting antenna directional gain is greater than 6 dBi, both the peak transmit power and the peak power spectral density shall be reduced by the amount in dB that the directional gain of the antenna exceeds 6 dBi.

### **3.6.2 Antenna Anti-Replacement Construction**

An embedded-in antenna design is used.

### **3.6.3 Antenna Gain**

The antenna peak gain of EUT is less than 6 dBi. Therefore, it is not necessary to reduce maximum peak output power limit.



## 4 List of Measuring Equipment

Instrument	Manufacturer	Model No.	Serial No.	Characteristics	Calibration Date	Test Date	Due Date	Remark
Spectrum Analyzer	R&S	FSV40	101040	10Hz~40GHz	Oct. 12, 2022	Dec. 19, 2022	Oct. 11, 2023	Conducted (TH01-KS)
Pulse Power Sensor	Anritsu	MA2411B	0917070	300MHz~40GHz	Jan. 05, 2022	Dec. 19, 2022	Jan. 04, 2023	Conducted (TH01-KS)
Power Meter	Anritsu	ML2495A	1005002	50MHz Bandwidth	Jan. 05, 2022	Dec. 19, 2022	Jan. 04, 2023	Conducted (TH01-KS)
EMI Test Receiver	Keysight	N9038A	MY56400004	3Hz~8.5GHz; Max 30dBm	Oct. 13, 2022	Dec. 19, 2022~Jan. 10, 2023	Oct. 12, 2023	Radiation (03CH06-KS)
EXA Spectrum Analyzer	Keysight	N9010B	MY60242126	10Hz~44GHz	Oct. 13, 2022	Dec. 19, 2022~Jan. 10, 2023	Oct. 12, 2023	Radiation (03CH06-KS)
Loop Antenna	R&S	HFH2-Z2	100321	9kHz~30MHz	Oct. 16, 2022	Dec. 19, 2022~Jan. 10, 2023	Oct. 15, 2023	Radiation (03CH06-KS)
Bilog Antenna	TeseQ	CBL6111D	49921	30MHz~1GHz	May 24, 2022	Dec. 19, 2022~Jan. 10, 2023	May 23, 2023	Radiation (03CH06-KS)
Double Ridge Horn Antenna	ETS-Lindgren	3117	00218652	1GHz~18GHz	Apr. 18, 2022	Dec. 19, 2022~Jan. 10, 2023	Apr. 17, 2023	Radiation (03CH06-KS)
SHF-EHF Horn	Com-power	AH-840	101093	18GHz~40GHz	Jan. 05, 2022	Dec. 19, 2022~Jan. 10, 2023	Jan. 04, 2023	Radiation (03CH06-KS)
SHF-EHF Horn	Com-power	AH-840	101093	18GHz~40GHz	Jan. 04, 2023		Jan. 03, 2024	Radiation (03CH06-KS)
Amplifier	SONOMA	310N	380827	9KHz ~1GHZ	Jul. 11, 2022	Dec. 19, 2022~Jan. 10, 2023	Jul. 10, 2023	Radiation (03CH06-KS)
Amplifier	MITEQ	EM18G40GG A	060728	18~40GHz	Jan. 05, 2022	Dec. 19, 2022~Jan. 10, 2023	Jan. 04, 2023	Radiation (03CH06-KS)
Amplifier	MITEQ	EM18G40GG A	060728	18~40GHz	Jan. 04, 2023		Jan. 03, 2024	Radiation (03CH06-KS)
high gain Amplifier	MITEQ	AMF-7D-0010 1800-30-10P	2082395	1Ghz-18Ghz	Jan. 05, 2022	Dec. 19, 2022~Jan. 10, 2023	Jan. 04, 2023	Radiation (03CH06-KS)
high gain Amplifier	MITEQ	AMF-7D-0010 1800-30-10P	2082395	1Ghz-18Ghz	Jan. 04, 2023		Jan. 03, 2024	Radiation (03CH06-KS)
Amplifier	Keysight	83017A	MY53270319	500MHz~26.5GHz	Oct. 12, 2022	Dec. 19, 2022~Jan. 10, 2023	Oct. 12, 2023	Radiation (03CH06-KS)
AC Power Source	Chroma	61601	F104090004	N/A	NCR	Dec. 19, 2022~Jan. 10, 2023	NCR	Radiation (03CH06-KS)
Turn Table	ChamPro	EM 1000-T	060762-T	0~360 degree	NCR	Dec. 19, 2022~Jan. 10, 2023	NCR	Radiation (03CH06-KS)
Antenna Mast	ChamPro	EM 1000-A	060762-A	1 m~4 m	NCR	Dec. 19, 2022~Jan. 10, 2023	NCR	Radiation (03CH06-KS)
EMI Receiver	R&S	ESCI7	100768	9kHz~7GHz;	May 24, 2022	Dec. 24, 2022	May 23, 2023	Conduction (CO01-KS)
AC LISN (for auxiliary equipment)	MessTec	AN3016	060103	9kHz~30MHz	Oct. 13, 2022	Dec. 24, 2022	Oct. 12, 2023	Conduction (CO01-KS)
AC LISN	MessTec	AN3016	060105	9kHz~30MHz	May 24, 2022	Dec. 24, 2022	May 23, 2023	Conduction (CO01-KS)
AC Power Source	Chroma	61602	ABP00000811	AC 0V~300V, 45Hz~1000Hz	Oct. 12, 2022	Dec. 24, 2022	Oct. 11, 2023	Conduction (CO01-KS)

NCR: No Calibration Required



## 5 Uncertainty of Evaluation

The measurement uncertainties shown below were calculated in accordance with the requirements of ANSI 63.10-2013. All the measurement uncertainty value were shown with a coverage K=2 to indicate 95% level of confidence. The measurement data show herein meets or exceeds the CISPR measurement uncertainty values specified in CISPR 16-4-2 and can be compared directly to specified limit to determine compliance.

### Uncertainty of Conducted Measurement

Test Item	Uncertainty
Conducted Power	±0.46 dB
Conducted Emissions	±0.48 dB
Occupied Channel Bandwidth	±0.1 %
Conducted Power Spectral Density	±0.40 dB

### Uncertainty of Conducted Emission Measurement (150 kHz ~ 30 MHz)

Measuring Uncertainty for a Level of Confidence of 95% (U = 2Uc(y))	2.78dB
---	--------

### Uncertainty of Radiated Emission Measurement (30 MHz ~ 1000 MHz)

Measuring Uncertainty for a Level of Confidence of 95% (U = 2Uc(y))	5.0dB
---	-------

### Uncertainty of Radiated Emission Measurement (1000 MHz ~ 18000 MHz)

Measuring Uncertainty for a Level of Confidence of 95% (U = 2Uc(y))	5.0dB
---	-------

### Uncertainty of Radiated Emission Measurement (18000 MHz ~ 40000 MHz)

Measuring Uncertainty for a Level of Confidence of 95% (U = 2Uc(y))	5.0dB
---	-------

----- THE END -----



## **Appendix A. Conducted Test Results**

### A1. Conducted Test Results

Test Engineer:	Jacob Zhang	Temperature:	21~25	°C
Test Date:	2022/12/19	Relative Humidity:	51~54	%

**TEST RESULTS DATA**  
**6dB and 26dB EBW and 99% OBW**

U-NII-3 single antenna												
Mod.	Data Rate	NTX	CH.	Freq. (MHz)	99% Bandwidth (MHz)		26dB Bandwidth (MHz)		6 dB Bandwidth (MHz)		6 dB Bandwidth Min. Limit (MHz)	Pass/Fail
					Ant 1	Ant 2	Ant 1	Ant 2	Ant 1	Ant 2		
11a	6Mbps	1	149	5745	17.13		27.82	-	16.35	-	0.5	Pass
11a	6Mbps	1	157	5785	17.18		24.98	-	16.35	-	0.5	Pass
11a	6Mbps	1	165	5825	17.03		22.58	-	16.35	-	0.5	Pass
VHT20	MCS0	1	149	5745	17.93		22.28	-	17.55	-	0.5	Pass
VHT20	MCS0	1	157	5785	17.98		21.33	-	17.05	-	0.5	Pass
VHT20	MCS0	1	165	5825	17.88		21.68	-	17.30	-	0.5	Pass
VHT40	MCS0	1	151	5755	36.36		42.35	-	35.37	-	0.5	Pass
VHT40	MCS0	1	159	5795	36.76		43.07	-	35.73	-	0.5	Pass
VHT80	MCS0	1	155	5775	75.76		81.52	-	75.68	-	0.5	Pass

**TEST RESULTS DATA**  
**Average Power Table**

U-NII-3 single antenna												
Mod.	Data Rate	NTX	CH.	Freq. (MHz)	Average Conducted Power with duty factor (dBm)			FCC Conducted Power Limit (dBm)		DG (dBi)		Pass/Fail
					Ant 1	Ant 2	SUM	Ant 1	Ant 2	Ant 1	Ant 2	
11a	6Mbps	1	149	5745	17.22	-		30.00	-	0.95	-	Pass
11a	6Mbps	1	157	5785	17.19	-		30.00	-	0.95	-	Pass
11a	6Mbps	1	165	5825	17.00	-		30.00	-	0.95	-	Pass
HT20	MCS0	1	149	5745	16.24	-		30.00	-	0.95	-	Pass
HT20	MCS0	1	157	5785	15.92	-		30.00	-	0.95	-	Pass
HT20	MCS0	1	165	5825	15.83	-		30.00	-	0.95	-	Pass
HT40	MCS0	1	151	5755	16.28	-		30.00	-	0.95	-	Pass
HT40	MCS0	1	159	5795	16.22	-		30.00	-	0.95	-	Pass
VHT20	MCS0	1	149	5745	16.37	-		30.00	-	0.95	-	Pass
VHT20	MCS0	1	157	5785	16.01	-		30.00	-	0.95	-	Pass
VHT20	MCS0	1	165	5825	15.92	-		30.00	-	0.95	-	Pass
VHT40	MCS0	1	151	5755	16.35	-		30.00	-	0.95	-	Pass
VHT40	MCS0	1	159	5795	16.29	-		30.00	-	0.95	-	Pass
VHT80	MCS0	1	155	5775	16.10	-		30.00	-	0.95	-	Pass

**TEST RESULTS DATA**  
**Power Spectral Density**

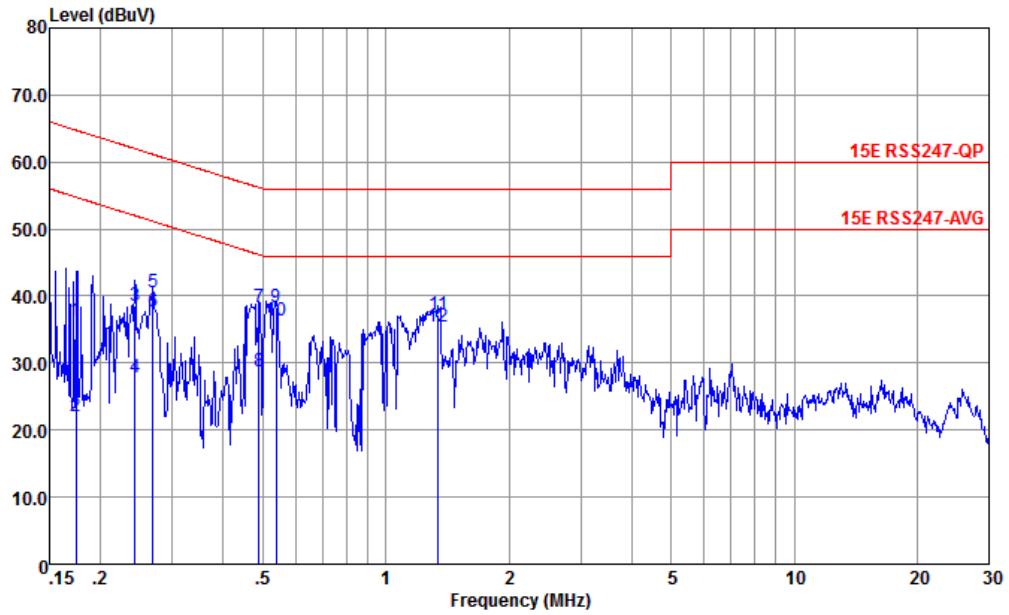
U-NII-3 single antenna														
Mod.	Data Rate	NTX	CH.	Freq. (MHz)	10log (500kHz /RBW) Factor (dB)		Average Power Density (dBm/500kHz)			Average PSD Limit (dBm/500kHz)		DG (dBi)		Pass /Fail
					Ant 1	Ant 2	Ant 1	Ant 2	SUM	Ant 1	Ant 2	Ant 1	Ant 2	
11a	6Mbps	1	149	5745	2.22	-	2.82	-		30.00	-	0.95	-	Pass
11a	6Mbps	1	157	5785	2.22	-	2.68	-		30.00	-	0.95	-	Pass
11a	6Mbps	1	165	5825	2.22	-	2.13	-		30.00	-	0.95	-	Pass
VHT20	MCS0	1	149	5745	2.22	-	1.34	-		30.00	-	0.95	-	Pass
VHT20	MCS0	1	157	5785	2.22	-	1.27	-		30.00	-	0.95	-	Pass
VHT20	MCS0	1	165	5825	2.22	-	1.19	-		30.00	-	0.95	-	Pass
VHT40	MCS0	1	151	5755	2.22	-	-1.40	-		30.00	-	0.95	-	Pass
VHT40	MCS0	1	159	5795	2.22	-	-1.94	-		30.00	-	0.95	-	Pass
VHT80	MCS0	1	155	5775	2.22	-	-4.90	-		30.00	-	0.95	-	Pass





## Appendix B. AC Conducted Emission Test Results

Test Engineer :	Amos Zhang	Temperature :	25.3~26.2°C
		Relative Humidity :	38~40%
Test Voltage :	120Vac / 60Hz	Phase :	Line
Remark :	All emissions not reported here are more than 10 dB below the prescribed limit.		

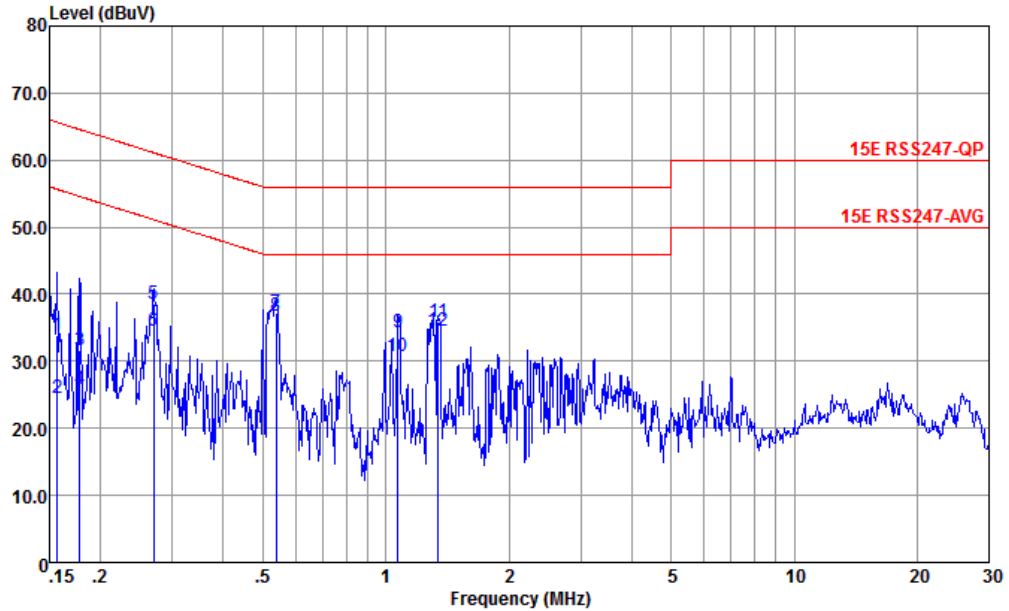


Site : CO01-KS  
 Condition : 15E RSS247-OP LISN-060105-LINE LINE

	Freq	Level	Over Limit	Limit Line	Read Level	LISN Factor	Cable Loss	Remark
	MHz	dBuV	dB	dBuV	dBuV	dB	dB	
1	0.174	36.37	-28.40	64.77	25.91	0.04	10.42	QP
2	0.174	22.07	-32.70	54.77	11.61	0.04	10.42	Average
3	0.243	38.53	-23.47	62.00	28.10	0.04	10.39	QP
4	0.243	27.93	-24.07	52.00	17.50	0.04	10.39	Average
5	0.269	40.62	-20.54	61.16	30.20	0.05	10.37	QP
6	0.269	37.62	-13.54	51.16	27.20	0.05	10.37	Average
7	0.489	38.29	-17.90	56.19	28.10	-0.03	10.22	QP
8	0.489	28.69	-17.50	46.19	18.50	-0.03	10.22	Average
9	0.538	38.26	-17.74	56.00	28.10	-0.04	10.20	QP
10 *	0.538	36.36	-9.64	46.00	26.20	-0.04	10.20	Average
11	1.345	37.18	-18.82	56.00	27.20	-0.11	10.09	QP
12	1.345	35.48	-10.52	46.00	25.50	-0.11	10.09	Average



Test Engineer :	Amos Zhang	Temperature :	25.3~26.2°C
		Relative Humidity :	38~40%
Test Voltage :	120Vac / 60Hz	Phase :	Neutral
Remark :	All emissions not reported here are more than 10 dB below the prescribed limit.		



Site : CO01-KS  
 Condition : 15E RSS247-QP LISN-060105-NEUTRAL NEUTRAL

	Freq	Level	Over	Limit	Read	LISN	Cable	Remark
	MHz	dBuV	dB	dBuV	dBuV	dB	dB	
1	0.156	33.96	-31.69	65.65	23.50	0.03	10.43	QP
2	0.156	24.56	-31.09	55.65	14.10	0.03	10.43	Average
3	0.178	31.67	-32.92	64.59	21.21	0.04	10.42	QP
4	0.178	25.77	-28.82	54.59	15.31	0.04	10.42	Average
5	0.270	38.44	-22.68	61.12	28.09	-0.02	10.37	QP
6	0.270	34.44	-16.68	51.12	24.09	-0.02	10.37	Average
7	0.538	37.32	-18.68	56.00	27.20	-0.08	10.20	QP
8 *	0.538	36.82	-9.18	46.00	26.70	-0.08	10.20	Average
9	1.071	34.29	-21.71	56.00	24.30	-0.11	10.10	QP
10	1.071	30.79	-15.21	46.00	20.80	-0.11	10.10	Average
11	1.345	35.87	-20.13	56.00	25.89	-0.11	10.09	QP
12	1.345	34.57	-11.43	46.00	24.59	-0.11	10.09	Average

Note:

- Level(dBμV) = Read Level(dBμV) + LISN Factor(dB) + Cable Loss(dB)
- Over Limit(dB) = Level(dBμV) – Limit Line(dBμV)



## Appendix C. Radiated Spurious Emission

### Radiated Spurious Emission Test Modes

Mode	Band	Band (GHz)	Modulation	Channel	Frequency	Data Rate	Remark
Mode 1	U-NII-3	5.725-5.85	802.11a	149	5745	6Mbps	-
Mode 2	U-NII-3	5.725-5.85	802.11a	157	5785	6Mbps	-
Mode 3	U-NII-3	5.725-5.85	802.11a	165	5825	6Mbps	-
Mode 4	U-NII-3	5.725-5.85	802.11ac VHT20	149	5745	MCS0	-
Mode 5	U-NII-3	5.725-5.85	802.11ac VHT20	157	5785	MCS0	-
Mode 6	U-NII-3	5.725-5.85	802.11ac VHT20	165	5825	MCS0	-
Mode 7	U-NII-3	5.725-5.85	802.11ac VHT40	151	5755	MCS0	-
Mode 8	U-NII-3	5.725-5.85	802.11ac VHT40	159	5795	MCS0	-
Mode 9	U-NII-3	5.725-5.85	802.11ac VHT80	155	5775	MCS0	-
Mode 10	U-NII-3	5.725-5.85	802.11ac VHT80	155	5775	MCS0	LF



### Summary of each worse mode

Mode	Modulation	Ch.	Freq. (MHz)	Level (dBuV/m)	Limit (dBuV/m)	Margin (dB)	Pol.	Peak Avg.	Result	Remark
1	802.11a	149	5644.80	50.93	68.30	-17.37	H	PEAK	Pass	Band Edge
	802.11a	149	11490.00	43.74	74.00	-30.26	V	PEAK	Pass	Harmonic
2	802.11a	157	-	-	-	-	-	-	-	Band Edge
	802.11a	157	11570.00	44.28	74.00	-29.72	H	PEAK	Pass	Harmonic
3	802.11a	165	5928.40	47.91	68.30	-20.39	V	PEAK	Pass	Band Edge
	802.11a	165	11650.00	47.63	74.00	-26.37	V	PEAK	Pass	Harmonic
4	802.11ac VHT20	149	5614.40	50.55	68.30	-17.75	V	PEAK	Pass	Band Edge
	802.11ac VHT20	149	11490.00	43.65	74.00	-30.35	H	PEAK	Pass	Harmonic
5	802.11ac VHT20	157	-	-	-	-	-	-	-	Band Edge
	802.11ac VHT20	157	11570.00	44.41	74.00	-29.59	H	PEAK	Pass	Harmonic
6	802.11ac VHT20	165	5966.80	48.39	68.30	-19.91	H	PEAK	Pass	Band Edge
	802.11ac VHT20	165	11650.00	44.63	74.00	-29.37	H	PEAK	Pass	Harmonic
7	802.11ac VHT40	151	5635.96	48.84	68.30	-19.46	H	PEAK	Pass	Band Edge
	802.11ac VHT40	151	11510.00	43.22	74.00	-30.78	H	PEAK	Pass	Harmonic
8	802.11ac VHT40	159	5625.74	49.39	68.30	-18.91	V	PEAK	Pass	Band Edge
	802.11ac VHT40	159	11590.00	42.72	74.00	-31.28	H	PEAK	Pass	Harmonic
9	802.11ac VHT80	155	5646.40	56.43	68.30	-11.87	V	PEAK	Pass	Band Edge
	802.11ac VHT80	155	11550.00	40.96	74	-33.04	V	PEAK	Pass	Harmonic
10	802.11ac VHT80	155	64.92	35.63	40.00	-4.37	V	Peak	Pass	LF



Mode	1																																																																																																																		
	Band Edge																																																																																																																		
	U-NII-3_5.725-5.85_802.11a_CH149_5745MHz																																																																																																																		
Pol.	Horizontal	Fundamental																																																																																																																	
Peak	<table border="1"> <thead> <tr> <th>Limit</th> <th>Read</th> <th>Ant</th> <th>Cable</th> <th>Aux</th> <th>APos</th> <th>TPos</th> <th>Remark</th> </tr> <tr> <th>Freq</th> <th>Level</th> <th>Line Margin</th> <th>Level</th> <th>Factor</th> <th>Loss Factor</th> <th>Factor</th> <th></th> </tr> <tr> <th>MHz</th> <th>dBuV/m</th> <th>dBuV/m</th> <th>dB</th> <th>dBuV</th> <th>dB/m</th> <th>dB</th> <th>dB</th> </tr> </thead> <tbody> <tr> <td>1</td> <td>5644.80</td> <td>50.93</td> <td>68.30</td> <td>-17.37</td> <td>41.55</td> <td>34.51</td> <td>11.06</td> <td>36.19</td> <td>0.00</td> <td>113</td> <td>354</td> <td>PEAK</td> </tr> <tr> <td>2</td> <td>5650.40</td> <td>46.38</td> <td>68.60</td> <td>-22.22</td> <td>37.10</td> <td>34.50</td> <td>11.07</td> <td>36.29</td> <td>0.00</td> <td>113</td> <td>354</td> <td>PEAK</td> </tr> <tr> <td>3</td> <td>5720.00</td> <td>64.73</td> <td>110.90</td> <td>-46.17</td> <td>56.41</td> <td>34.67</td> <td>11.17</td> <td>37.52</td> <td>0.00</td> <td>113</td> <td>354</td> <td>PEAK</td> </tr> <tr> <td>4</td> <td>5723.60</td> <td>74.16</td> <td>119.11</td> <td>-44.95</td> <td>65.90</td> <td>34.68</td> <td>11.17</td> <td>37.59</td> <td>0.00</td> <td>113</td> <td>354</td> <td>PEAK</td> </tr> </tbody> </table>	Limit	Read	Ant	Cable	Aux	APos	TPos	Remark	Freq	Level	Line Margin	Level	Factor	Loss Factor	Factor		MHz	dBuV/m	dBuV/m	dB	dBuV	dB/m	dB	dB	1	5644.80	50.93	68.30	-17.37	41.55	34.51	11.06	36.19	0.00	113	354	PEAK	2	5650.40	46.38	68.60	-22.22	37.10	34.50	11.07	36.29	0.00	113	354	PEAK	3	5720.00	64.73	110.90	-46.17	56.41	34.67	11.17	37.52	0.00	113	354	PEAK	4	5723.60	74.16	119.11	-44.95	65.90	34.68	11.17	37.59	0.00	113	354	PEAK	<table border="1"> <thead> <tr> <th>Limit</th> <th>Read</th> <th>Ant</th> <th>Cable</th> <th>Aux</th> <th>APos</th> <th>TPos</th> <th>Remark</th> </tr> <tr> <th>Freq</th> <th>Level</th> <th>Line Margin</th> <th>Level</th> <th>Factor</th> <th>Loss Factor</th> <th>Factor</th> <th></th> </tr> <tr> <th>MHz</th> <th>dBuV/m</th> <th>dBuV/m</th> <th>dB</th> <th>dBuV</th> <th>dB/m</th> <th>dB</th> <th>dB</th> </tr> </thead> <tbody> <tr> <td>1</td> <td>5745.00</td> <td>108.53</td> <td>-----</td> <td>-----</td> <td>100.49</td> <td>34.72</td> <td>11.20</td> <td>37.88</td> <td>0.00</td> <td>113</td> <td>354</td> <td>PEAK</td> </tr> </tbody> </table>	Limit	Read	Ant	Cable	Aux	APos	TPos	Remark	Freq	Level	Line Margin	Level	Factor	Loss Factor	Factor		MHz	dBuV/m	dBuV/m	dB	dBuV	dB/m	dB	dB	1	5745.00	108.53	-----	-----	100.49	34.72	11.20	37.88	0.00	113	354	PEAK
Limit	Read	Ant	Cable	Aux	APos	TPos	Remark																																																																																																												
Freq	Level	Line Margin	Level	Factor	Loss Factor	Factor																																																																																																													
MHz	dBuV/m	dBuV/m	dB	dBuV	dB/m	dB	dB																																																																																																												
1	5644.80	50.93	68.30	-17.37	41.55	34.51	11.06	36.19	0.00	113	354	PEAK																																																																																																							
2	5650.40	46.38	68.60	-22.22	37.10	34.50	11.07	36.29	0.00	113	354	PEAK																																																																																																							
3	5720.00	64.73	110.90	-46.17	56.41	34.67	11.17	37.52	0.00	113	354	PEAK																																																																																																							
4	5723.60	74.16	119.11	-44.95	65.90	34.68	11.17	37.59	0.00	113	354	PEAK																																																																																																							
Limit	Read	Ant	Cable	Aux	APos	TPos	Remark																																																																																																												
Freq	Level	Line Margin	Level	Factor	Loss Factor	Factor																																																																																																													
MHz	dBuV/m	dBuV/m	dB	dBuV	dB/m	dB	dB																																																																																																												
1	5745.00	108.53	-----	-----	100.49	34.72	11.20	37.88	0.00	113	354	PEAK																																																																																																							
Avg	Blank	<table border="1"> <thead> <tr> <th>Limit</th> <th>Read</th> <th>Ant</th> <th>Cable</th> <th>Aux</th> <th>APos</th> <th>TPos</th> <th>Remark</th> </tr> <tr> <th>Freq</th> <th>Level</th> <th>Line Margin</th> <th>Level</th> <th>Factor</th> <th>Loss Factor</th> <th>Factor</th> <th></th> </tr> <tr> <th>MHz</th> <th>dBuV/m</th> <th>dBuV/m</th> <th>dB</th> <th>dBuV</th> <th>dB/m</th> <th>dB</th> <th>dB</th> </tr> </thead> <tbody> <tr> <td>1</td> <td>5745.00</td> <td>99.10</td> <td>-----</td> <td>-----</td> <td>91.06</td> <td>34.72</td> <td>11.20</td> <td>37.88</td> <td>0.00</td> <td>113</td> <td>354</td> <td>AVERAGE</td> </tr> </tbody> </table>	Limit	Read	Ant	Cable	Aux	APos	TPos	Remark	Freq	Level	Line Margin	Level	Factor	Loss Factor	Factor		MHz	dBuV/m	dBuV/m	dB	dBuV	dB/m	dB	dB	1	5745.00	99.10	-----	-----	91.06	34.72	11.20	37.88	0.00	113	354	AVERAGE																																																																												
Limit	Read	Ant	Cable	Aux	APos	TPos	Remark																																																																																																												
Freq	Level	Line Margin	Level	Factor	Loss Factor	Factor																																																																																																													
MHz	dBuV/m	dBuV/m	dB	dBuV	dB/m	dB	dB																																																																																																												
1	5745.00	99.10	-----	-----	91.06	34.72	11.20	37.88	0.00	113	354	AVERAGE																																																																																																							



1																																																																																																																			
Band Edge																																																																																																																			
U-NII-3_5.725-5.85_802.11a_CH149_5745MHz																																																																																																																			
Pol.	Vertical																																																																																																																		
Peak	<p>Level (dBuV/m) vs Frequency (MHz) for Vertical polarization. The plot shows a peak at 5745 MHz. A red line indicates the 5G BAND 4 limit. Two blue vertical lines are marked at 5651.20 MHz and 5722.00 MHz.</p> <table border="1"> <thead> <tr> <th>Limit</th> <th>Read</th> <th>Ant</th> <th>Cable</th> <th>Aux</th> <th>APos</th> <th>TPos</th> <th>Remark</th> </tr> <tr> <th>Freq</th> <th>Level</th> <th>Line Margin</th> <th>Level</th> <th>Factor</th> <th>Loss Factor</th> <th>Factor</th> <th></th> </tr> <tr> <th>MHz</th> <th>dBuV/m</th> <th>dBuV/m</th> <th>dB</th> <th>dBuV</th> <th>dB/m</th> <th>dB</th> <th>dB</th> </tr> </thead> <tbody> <tr> <td>1</td> <td>5640.40</td> <td>48.52</td> <td>68.30</td> <td>-19.78</td> <td>39.07</td> <td>34.51</td> <td>11.06</td> <td>36.12</td> <td>0.00</td> <td>293</td> <td>86</td> <td>PEAK</td> </tr> <tr> <td>2</td> <td>5651.20</td> <td>48.07</td> <td>69.19</td> <td>-21.12</td> <td>38.80</td> <td>34.50</td> <td>11.07</td> <td>36.30</td> <td>0.00</td> <td>293</td> <td>86</td> <td>PEAK</td> </tr> <tr> <td>3</td> <td>5720.00</td> <td>61.93</td> <td>110.90</td> <td>-48.97</td> <td>53.61</td> <td>34.67</td> <td>11.17</td> <td>37.52</td> <td>0.00</td> <td>293</td> <td>86</td> <td>PEAK</td> </tr> <tr> <td>4</td> <td>5722.00</td> <td>75.41</td> <td>115.46</td> <td>-40.05</td> <td>67.13</td> <td>34.67</td> <td>11.17</td> <td>37.56</td> <td>0.00</td> <td>293</td> <td>86</td> <td>PEAK</td> </tr> </tbody> </table>	Limit	Read	Ant	Cable	Aux	APos	TPos	Remark	Freq	Level	Line Margin	Level	Factor	Loss Factor	Factor		MHz	dBuV/m	dBuV/m	dB	dBuV	dB/m	dB	dB	1	5640.40	48.52	68.30	-19.78	39.07	34.51	11.06	36.12	0.00	293	86	PEAK	2	5651.20	48.07	69.19	-21.12	38.80	34.50	11.07	36.30	0.00	293	86	PEAK	3	5720.00	61.93	110.90	-48.97	53.61	34.67	11.17	37.52	0.00	293	86	PEAK	4	5722.00	75.41	115.46	-40.05	67.13	34.67	11.17	37.56	0.00	293	86	PEAK	<p>Level (dBuV/m) vs Frequency (MHz) for Fundamental polarization. The plot shows a peak at 5745 MHz. A red line indicates the 5G BAND 4 limit.</p> <table border="1"> <thead> <tr> <th>Limit</th> <th>Read</th> <th>Ant</th> <th>Cable</th> <th>Aux</th> <th>APos</th> <th>TPos</th> <th>Remark</th> </tr> <tr> <th>Freq</th> <th>Level</th> <th>Line Margin</th> <th>Level</th> <th>Factor</th> <th>Loss Factor</th> <th>Factor</th> <th></th> </tr> <tr> <th>MHz</th> <th>dBuV/m</th> <th>dBuV/m</th> <th>dB</th> <th>dBuV</th> <th>dB/m</th> <th>dB</th> <th>dB</th> </tr> </thead> <tbody> <tr> <td>1</td> <td>5745.00</td> <td>108.11</td> <td>-----</td> <td>-----</td> <td>100.15</td> <td>34.74</td> <td>11.21</td> <td>37.99</td> <td>0.00</td> <td>293</td> <td>86</td> <td>PEAK</td> </tr> </tbody> </table>	Limit	Read	Ant	Cable	Aux	APos	TPos	Remark	Freq	Level	Line Margin	Level	Factor	Loss Factor	Factor		MHz	dBuV/m	dBuV/m	dB	dBuV	dB/m	dB	dB	1	5745.00	108.11	-----	-----	100.15	34.74	11.21	37.99	0.00	293	86	PEAK
	Limit	Read	Ant	Cable	Aux	APos	TPos	Remark																																																																																																											
Freq	Level	Line Margin	Level	Factor	Loss Factor	Factor																																																																																																													
MHz	dBuV/m	dBuV/m	dB	dBuV	dB/m	dB	dB																																																																																																												
1	5640.40	48.52	68.30	-19.78	39.07	34.51	11.06	36.12	0.00	293	86	PEAK																																																																																																							
2	5651.20	48.07	69.19	-21.12	38.80	34.50	11.07	36.30	0.00	293	86	PEAK																																																																																																							
3	5720.00	61.93	110.90	-48.97	53.61	34.67	11.17	37.52	0.00	293	86	PEAK																																																																																																							
4	5722.00	75.41	115.46	-40.05	67.13	34.67	11.17	37.56	0.00	293	86	PEAK																																																																																																							
Limit	Read	Ant	Cable	Aux	APos	TPos	Remark																																																																																																												
Freq	Level	Line Margin	Level	Factor	Loss Factor	Factor																																																																																																													
MHz	dBuV/m	dBuV/m	dB	dBuV	dB/m	dB	dB																																																																																																												
1	5745.00	108.11	-----	-----	100.15	34.74	11.21	37.99	0.00	293	86	PEAK																																																																																																							
Avg	Blank	<p>Level (dBuV/m) vs Frequency (MHz) for Vertical polarization. The plot shows a peak at 5745 MHz. A red dashed line indicates the 5G BAND 4(AVG) limit.</p> <table border="1"> <thead> <tr> <th>Limit</th> <th>Read</th> <th>Ant</th> <th>Cable</th> <th>Aux</th> <th>APos</th> <th>TPos</th> <th>Remark</th> </tr> <tr> <th>Freq</th> <th>Level</th> <th>Line Margin</th> <th>Level</th> <th>Factor</th> <th>Loss Factor</th> <th>Factor</th> <th></th> </tr> <tr> <th>MHz</th> <th>dBuV/m</th> <th>dBuV/m</th> <th>dB</th> <th>dBuV</th> <th>dB/m</th> <th>dB</th> <th>dB</th> </tr> </thead> <tbody> <tr> <td>1</td> <td>5745.00</td> <td>99.21</td> <td>-----</td> <td>-----</td> <td>91.17</td> <td>34.72</td> <td>11.20</td> <td>37.88</td> <td>0.00</td> <td>293</td> <td>86</td> <td>AVERAGE</td> </tr> </tbody> </table>	Limit	Read	Ant	Cable	Aux	APos	TPos	Remark	Freq	Level	Line Margin	Level	Factor	Loss Factor	Factor		MHz	dBuV/m	dBuV/m	dB	dBuV	dB/m	dB	dB	1	5745.00	99.21	-----	-----	91.17	34.72	11.20	37.88	0.00	293	86	AVERAGE																																																																												
	Limit	Read	Ant	Cable	Aux	APos	TPos	Remark																																																																																																											
Freq	Level	Line Margin	Level	Factor	Loss Factor	Factor																																																																																																													
MHz	dBuV/m	dBuV/m	dB	dBuV	dB/m	dB	dB																																																																																																												
1	5745.00	99.21	-----	-----	91.17	34.72	11.20	37.88	0.00	293	86	AVERAGE																																																																																																							



Mode	1																																																																													
	Harmonic																																																																													
	U-NII-3_5.725-5.85_802.11a_CH149_5745MHZ																																																																													
Pol.	Horizontal	Vertical																																																																												
Peak Avg	<table border="1"> <thead> <tr> <th>Limit</th> <th>Read</th> <th>Ant</th> <th>Cable</th> <th>Preamp</th> <th>Aux</th> <th>APos</th> <th>TPos</th> <th>Remark</th> </tr> <tr> <th>Freq</th> <th>Level</th> <th>Line</th> <th>Margin</th> <th>Level</th> <th>Factor</th> <th>Loss</th> <th>Factor</th> <th>Factor</th> </tr> <tr> <th>MHz</th> <th>dBuV/m</th> <th>dBuV/m</th> <th>dB</th> <th>dBuV</th> <th>dB/m</th> <th>dB</th> <th>dB</th> <th>dB</th> </tr> </thead> <tbody> <tr> <td>1 11490.00</td> <td>43.65</td> <td>74.00</td> <td>-30.35</td> <td>55.74</td> <td>38.29</td> <td>16.36</td> <td>66.74</td> <td>0.00</td> <td>300</td> <td>0 PEAK</td> </tr> </tbody> </table>	Limit	Read	Ant	Cable	Preamp	Aux	APos	TPos	Remark	Freq	Level	Line	Margin	Level	Factor	Loss	Factor	Factor	MHz	dBuV/m	dBuV/m	dB	dBuV	dB/m	dB	dB	dB	1 11490.00	43.65	74.00	-30.35	55.74	38.29	16.36	66.74	0.00	300	0 PEAK	<table border="1"> <thead> <tr> <th>Limit</th> <th>Read</th> <th>Ant</th> <th>Cable</th> <th>Preamp</th> <th>Aux</th> <th>APos</th> <th>TPos</th> <th>Remark</th> </tr> <tr> <th>Freq</th> <th>Level</th> <th>Line</th> <th>Margin</th> <th>Level</th> <th>Factor</th> <th>Loss</th> <th>Factor</th> <th>Factor</th> </tr> <tr> <th>MHz</th> <th>dBuV/m</th> <th>dBuV/m</th> <th>dB</th> <th>dBuV</th> <th>dB/m</th> <th>dB</th> <th>dB</th> <th>dB</th> </tr> </thead> <tbody> <tr> <td>1 11490.00</td> <td>43.74</td> <td>74.00</td> <td>-30.26</td> <td>55.83</td> <td>38.29</td> <td>16.36</td> <td>66.74</td> <td>0.00</td> <td>100</td> <td>0 PEAK</td> </tr> </tbody> </table>	Limit	Read	Ant	Cable	Preamp	Aux	APos	TPos	Remark	Freq	Level	Line	Margin	Level	Factor	Loss	Factor	Factor	MHz	dBuV/m	dBuV/m	dB	dBuV	dB/m	dB	dB	dB	1 11490.00	43.74	74.00	-30.26	55.83	38.29	16.36	66.74	0.00	100	0 PEAK
Limit	Read	Ant	Cable	Preamp	Aux	APos	TPos	Remark																																																																						
Freq	Level	Line	Margin	Level	Factor	Loss	Factor	Factor																																																																						
MHz	dBuV/m	dBuV/m	dB	dBuV	dB/m	dB	dB	dB																																																																						
1 11490.00	43.65	74.00	-30.35	55.74	38.29	16.36	66.74	0.00	300	0 PEAK																																																																				
Limit	Read	Ant	Cable	Preamp	Aux	APos	TPos	Remark																																																																						
Freq	Level	Line	Margin	Level	Factor	Loss	Factor	Factor																																																																						
MHz	dBuV/m	dBuV/m	dB	dBuV	dB/m	dB	dB	dB																																																																						
1 11490.00	43.74	74.00	-30.26	55.83	38.29	16.36	66.74	0.00	100	0 PEAK																																																																				



Mode	2																																																																																																	
	Harmonic																																																																																																	
	U-NII-3_5.725-5.85_802.11a_CH157_5785MHz																																																																																																	
Pol.	Horizontal	Vertical																																																																																																
Peak Avg	<table border="1"> <thead> <tr> <th>Limit</th> <th>Read</th> <th>Ant</th> <th>Cable</th> <th>Preamp</th> <th>Aux</th> <th>APos</th> <th>TPos</th> </tr> <tr> <th>Freq</th> <th>Level</th> <th>Line</th> <th>Margin</th> <th>Level</th> <th>Factor</th> <th>Loss</th> <th>Factor</th> </tr> <tr> <th>MHz</th> <th>dBuV/m</th> <th>dBuV/m</th> <th>dB</th> <th>dBuV</th> <th>dB/m</th> <th>dB</th> <th>dB</th> </tr> </thead> <tbody> <tr> <td>1 11570.00</td> <td>44.28</td> <td>74.00</td> <td>-29.72</td> <td>56.16</td> <td>38.36</td> <td>16.41</td> <td>66.65</td> </tr> <tr> <td></td> <td></td> <td></td> <td></td> <td></td> <td></td> <td>0.00</td> <td>300</td> </tr> <tr> <td></td> <td></td> <td></td> <td></td> <td></td> <td></td> <td></td> <td>0 PEAK</td> </tr> </tbody> </table>	Limit	Read	Ant	Cable	Preamp	Aux	APos	TPos	Freq	Level	Line	Margin	Level	Factor	Loss	Factor	MHz	dBuV/m	dBuV/m	dB	dBuV	dB/m	dB	dB	1 11570.00	44.28	74.00	-29.72	56.16	38.36	16.41	66.65							0.00	300								0 PEAK	<table border="1"> <thead> <tr> <th>Limit</th> <th>Read</th> <th>Ant</th> <th>Cable</th> <th>Preamp</th> <th>Aux</th> <th>APos</th> <th>TPos</th> </tr> <tr> <th>Freq</th> <th>Level</th> <th>Line</th> <th>Margin</th> <th>Level</th> <th>Factor</th> <th>Loss</th> <th>Factor</th> </tr> <tr> <th>MHz</th> <th>dBuV/m</th> <th>dBuV/m</th> <th>dB</th> <th>dBuV</th> <th>dB/m</th> <th>dB</th> <th>dB</th> </tr> </thead> <tbody> <tr> <td>1 11570.00</td> <td>43.98</td> <td>74.00</td> <td>-30.02</td> <td>55.86</td> <td>38.36</td> <td>16.41</td> <td>66.65</td> </tr> <tr> <td></td> <td></td> <td></td> <td></td> <td></td> <td></td> <td>0.00</td> <td>100</td> </tr> <tr> <td></td> <td></td> <td></td> <td></td> <td></td> <td></td> <td></td> <td>0 PEAK</td> </tr> </tbody> </table>	Limit	Read	Ant	Cable	Preamp	Aux	APos	TPos	Freq	Level	Line	Margin	Level	Factor	Loss	Factor	MHz	dBuV/m	dBuV/m	dB	dBuV	dB/m	dB	dB	1 11570.00	43.98	74.00	-30.02	55.86	38.36	16.41	66.65							0.00	100								0 PEAK
Limit	Read	Ant	Cable	Preamp	Aux	APos	TPos																																																																																											
Freq	Level	Line	Margin	Level	Factor	Loss	Factor																																																																																											
MHz	dBuV/m	dBuV/m	dB	dBuV	dB/m	dB	dB																																																																																											
1 11570.00	44.28	74.00	-29.72	56.16	38.36	16.41	66.65																																																																																											
						0.00	300																																																																																											
							0 PEAK																																																																																											
Limit	Read	Ant	Cable	Preamp	Aux	APos	TPos																																																																																											
Freq	Level	Line	Margin	Level	Factor	Loss	Factor																																																																																											
MHz	dBuV/m	dBuV/m	dB	dBuV	dB/m	dB	dB																																																																																											
1 11570.00	43.98	74.00	-30.02	55.86	38.36	16.41	66.65																																																																																											
						0.00	100																																																																																											
							0 PEAK																																																																																											





Mode		3																																																																																																																														
		Band Edge																																																																																																																														
		U-NII-3_5.725-5.85_802.11a_CH165_5825MHz																																																																																																																														
Pol.	Horizontal					Fundamental																																																																																																																										
Peak																																																																																																																																
	<table border="1"> <thead> <tr> <th>Limit</th> <th>Read</th> <th>Ant</th> <th>Cable</th> <th>Aux</th> <th>APos</th> <th>TPos</th> <th colspan="2">Remark</th> </tr> <tr> <th>Freq</th> <th>Level</th> <th>Line Margin</th> <th>Level</th> <th>Factor</th> <th>Loss</th> <th>Factor</th> <th>Factor</th> <th>Factor</th> </tr> <tr> <th>MHz</th> <th>dBuV/m</th> <th>dBuV/m</th> <th>dB</th> <th>dBuV</th> <th>dB/m</th> <th>dB</th> <th>dB</th> <th>dB</th> </tr> </thead> <tbody> <tr> <td>1</td> <td>5854.00</td> <td>53.47</td> <td>113.18</td> <td>-59.71</td> <td>47.03</td> <td>35.02</td> <td>11.33</td> <td>39.91</td> <td>0.00</td> <td>100</td> <td>69</td> <td>PEAK</td> </tr> <tr> <td>2</td> <td>5873.20</td> <td>46.88</td> <td>105.80</td> <td>-58.92</td> <td>40.50</td> <td>35.05</td> <td>11.35</td> <td>40.02</td> <td>0.00</td> <td>100</td> <td>69</td> <td>PEAK</td> </tr> <tr> <td>3</td> <td>5924.00</td> <td>45.27</td> <td>69.04</td> <td>-23.77</td> <td>38.63</td> <td>35.13</td> <td>11.40</td> <td>39.09</td> <td>0.00</td> <td>100</td> <td>69</td> <td>PEAK</td> </tr> <tr> <td>4</td> <td>5936.80</td> <td>46.89</td> <td>68.30</td> <td>-21.41</td> <td>40.19</td> <td>35.15</td> <td>11.41</td> <td>39.86</td> <td>0.00</td> <td>100</td> <td>69</td> <td>PEAK</td> </tr> </tbody> </table>					Limit	Read	Ant	Cable	Aux	APos	TPos	Remark		Freq	Level	Line Margin	Level	Factor	Loss	Factor	Factor	Factor	MHz	dBuV/m	dBuV/m	dB	dBuV	dB/m	dB	dB	dB	1	5854.00	53.47	113.18	-59.71	47.03	35.02	11.33	39.91	0.00	100	69	PEAK	2	5873.20	46.88	105.80	-58.92	40.50	35.05	11.35	40.02	0.00	100	69	PEAK	3	5924.00	45.27	69.04	-23.77	38.63	35.13	11.40	39.09	0.00	100	69	PEAK	4	5936.80	46.89	68.30	-21.41	40.19	35.15	11.41	39.86	0.00	100	69	PEAK	<table border="1"> <thead> <tr> <th>Limit</th> <th>Read</th> <th>Ant</th> <th>Cable</th> <th>Aux</th> <th>APos</th> <th>TPos</th> <th colspan="2">Remark</th> </tr> <tr> <th>Freq</th> <th>Level</th> <th>Line Margin</th> <th>Level</th> <th>Factor</th> <th>Loss</th> <th>Factor</th> <th>Factor</th> <th>Factor</th> </tr> <tr> <th>MHz</th> <th>dBuV/m</th> <th>dBuV/m</th> <th>dB</th> <th>dBuV</th> <th>dB/m</th> <th>dB</th> <th>dB</th> <th>dB</th> </tr> </thead> <tbody> <tr> <td>1</td> <td>5825.00</td> <td>105.74</td> <td>-----</td> <td>-----</td> <td>98.95</td> <td>34.96</td> <td>11.31</td> <td>39.48</td> <td>0.00</td> <td>100</td> <td>69</td> <td>PEAK</td> </tr> </tbody> </table>					Limit	Read	Ant	Cable	Aux	APos	TPos	Remark		Freq	Level	Line Margin	Level	Factor	Loss	Factor	Factor	Factor	MHz	dBuV/m	dBuV/m	dB	dBuV	dB/m	dB	dB	dB	1	5825.00	105.74	-----	-----	98.95	34.96	11.31	39.48	0.00	100	69
Limit	Read	Ant	Cable	Aux	APos	TPos	Remark																																																																																																																									
Freq	Level	Line Margin	Level	Factor	Loss	Factor	Factor	Factor																																																																																																																								
MHz	dBuV/m	dBuV/m	dB	dBuV	dB/m	dB	dB	dB																																																																																																																								
1	5854.00	53.47	113.18	-59.71	47.03	35.02	11.33	39.91	0.00	100	69	PEAK																																																																																																																				
2	5873.20	46.88	105.80	-58.92	40.50	35.05	11.35	40.02	0.00	100	69	PEAK																																																																																																																				
3	5924.00	45.27	69.04	-23.77	38.63	35.13	11.40	39.09	0.00	100	69	PEAK																																																																																																																				
4	5936.80	46.89	68.30	-21.41	40.19	35.15	11.41	39.86	0.00	100	69	PEAK																																																																																																																				
Limit	Read	Ant	Cable	Aux	APos	TPos	Remark																																																																																																																									
Freq	Level	Line Margin	Level	Factor	Loss	Factor	Factor	Factor																																																																																																																								
MHz	dBuV/m	dBuV/m	dB	dBuV	dB/m	dB	dB	dB																																																																																																																								
1	5825.00	105.74	-----	-----	98.95	34.96	11.31	39.48	0.00	100	69	PEAK																																																																																																																				
Avg	Blank																																																																																																																															
						<table border="1"> <thead> <tr> <th>Limit</th> <th>Read</th> <th>Ant</th> <th>Cable</th> <th>Aux</th> <th>APos</th> <th>TPos</th> <th colspan="2">Remark</th> </tr> <tr> <th>Freq</th> <th>Level</th> <th>Line Margin</th> <th>Level</th> <th>Factor</th> <th>Loss</th> <th>Factor</th> <th>Factor</th> <th>Factor</th> </tr> <tr> <th>MHz</th> <th>dBuV/m</th> <th>dBuV/m</th> <th>dB</th> <th>dBuV</th> <th>dB/m</th> <th>dB</th> <th>dB</th> <th>dB</th> </tr> </thead> <tbody> <tr> <td>1</td> <td>5825.00</td> <td>96.88</td> <td>-----</td> <td>-----</td> <td>89.92</td> <td>34.93</td> <td>11.30</td> <td>39.27</td> <td>0.00</td> <td>100</td> <td>69</td> <td>AVERAGE</td> </tr> </tbody> </table>					Limit	Read	Ant	Cable	Aux	APos	TPos	Remark		Freq	Level	Line Margin	Level	Factor	Loss	Factor	Factor	Factor	MHz	dBuV/m	dBuV/m	dB	dBuV	dB/m	dB	dB	dB	1	5825.00	96.88	-----	-----	89.92	34.93	11.30	39.27	0.00	100	69	AVERAGE																																																																														
Limit	Read	Ant	Cable	Aux	APos	TPos	Remark																																																																																																																									
Freq	Level	Line Margin	Level	Factor	Loss	Factor	Factor	Factor																																																																																																																								
MHz	dBuV/m	dBuV/m	dB	dBuV	dB/m	dB	dB	dB																																																																																																																								
1	5825.00	96.88	-----	-----	89.92	34.93	11.30	39.27	0.00	100	69	AVERAGE																																																																																																																				

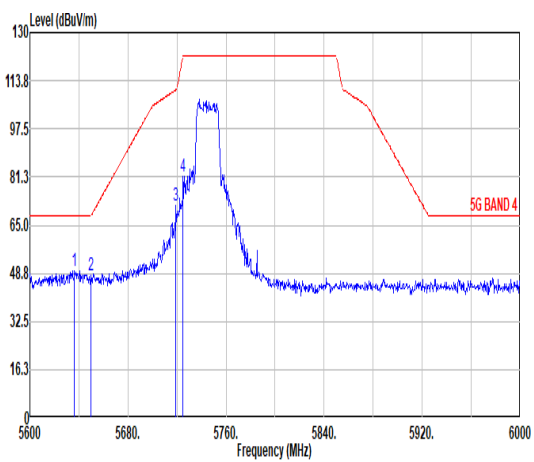
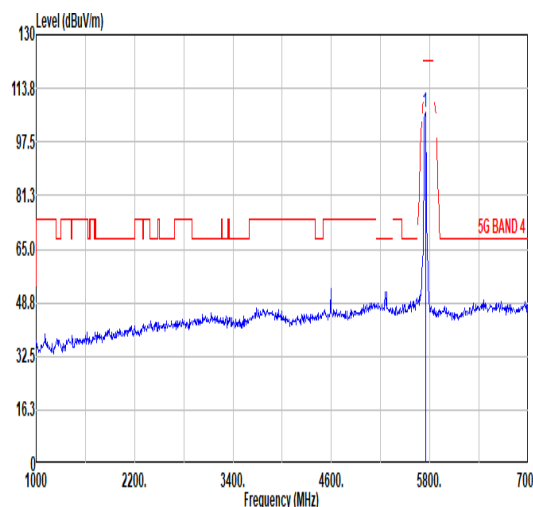
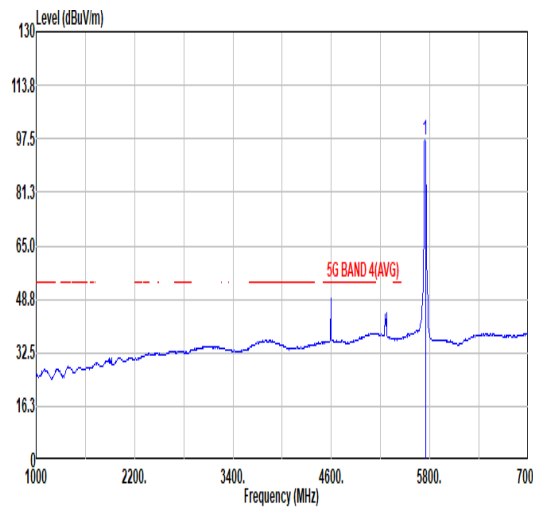


3																																																																																																													
Band Edge																																																																																																													
U-NII-3_5.725-5.85_802.11a_CH165_5825MHz																																																																																																													
Mode																																																																																																													
Pol.																																																																																																													
Peak																																																																																																													
Avg																																																																																																													
<b>Vertical</b>	<b>Fundamental</b>																																																																																																												
<table border="1"> <thead> <tr> <th>Limit</th> <th>Read</th> <th>Ant</th> <th>Cable</th> <th>Aux</th> <th>APos</th> <th>TPos</th> <th>Remark</th> </tr> <tr> <th>Freq</th> <th>Level</th> <th>Line Margin</th> <th>Level Factor</th> <th>Loss Factor</th> <th>Factor</th> <th>Factor</th> <th></th> </tr> <tr> <th>MHz</th> <th>dBuV/m</th> <th>dBuV/m</th> <th>dB</th> <th>dBuV</th> <th>dB/m</th> <th>dB</th> <th>dB</th> </tr> </thead> <tbody> <tr> <td>1 5853.60</td> <td>56.89</td> <td>114.09</td> <td>-57.20</td> <td>50.45</td> <td>35.01</td> <td>11.33</td> <td>39.90</td> <td>0.00</td> <td>303</td> <td>94</td> <td>PEAK</td> </tr> <tr> <td>2 5874.00</td> <td>46.87</td> <td>105.58</td> <td>-58.71</td> <td>40.49</td> <td>35.05</td> <td>11.35</td> <td>40.02</td> <td>0.00</td> <td>303</td> <td>94</td> <td>PEAK</td> </tr> <tr> <td>3 5922.40</td> <td>46.35</td> <td>70.22</td> <td>-23.87</td> <td>39.71</td> <td>35.13</td> <td>11.40</td> <td>39.09</td> <td>0.00</td> <td>303</td> <td>94</td> <td>PEAK</td> </tr> <tr> <td>4 5928.40</td> <td>47.91</td> <td>68.30</td> <td>-20.39</td> <td>41.24</td> <td>35.14</td> <td>11.41</td> <td>39.88</td> <td>0.00</td> <td>303</td> <td>94</td> <td>PEAK</td> </tr> </tbody> </table>	Limit	Read	Ant	Cable	Aux	APos	TPos	Remark	Freq	Level	Line Margin	Level Factor	Loss Factor	Factor	Factor		MHz	dBuV/m	dBuV/m	dB	dBuV	dB/m	dB	dB	1 5853.60	56.89	114.09	-57.20	50.45	35.01	11.33	39.90	0.00	303	94	PEAK	2 5874.00	46.87	105.58	-58.71	40.49	35.05	11.35	40.02	0.00	303	94	PEAK	3 5922.40	46.35	70.22	-23.87	39.71	35.13	11.40	39.09	0.00	303	94	PEAK	4 5928.40	47.91	68.30	-20.39	41.24	35.14	11.41	39.88	0.00	303	94	PEAK	<table border="1"> <thead> <tr> <th>Limit</th> <th>Read</th> <th>Ant</th> <th>Cable</th> <th>Aux</th> <th>APos</th> <th>TPos</th> <th>Remark</th> </tr> <tr> <th>Freq</th> <th>Level</th> <th>Line Margin</th> <th>Level Factor</th> <th>Loss Factor</th> <th>Factor</th> <th>Factor</th> <th></th> </tr> <tr> <th>MHz</th> <th>dBuV/m</th> <th>dBuV/m</th> <th>dB</th> <th>dBuV</th> <th>dB/m</th> <th>dB</th> <th>dB</th> </tr> </thead> <tbody> <tr> <td>1 5825.00</td> <td>105.21</td> <td>-----</td> <td>-----</td> <td>98.42</td> <td>34.96</td> <td>11.31</td> <td>39.48</td> <td>0.00</td> <td>303</td> <td>94</td> <td>PEAK</td> </tr> </tbody> </table>	Limit	Read	Ant	Cable	Aux	APos	TPos	Remark	Freq	Level	Line Margin	Level Factor	Loss Factor	Factor	Factor		MHz	dBuV/m	dBuV/m	dB	dBuV	dB/m	dB	dB	1 5825.00	105.21	-----	-----	98.42	34.96	11.31	39.48	0.00	303	94	PEAK
Limit	Read	Ant	Cable	Aux	APos	TPos	Remark																																																																																																						
Freq	Level	Line Margin	Level Factor	Loss Factor	Factor	Factor																																																																																																							
MHz	dBuV/m	dBuV/m	dB	dBuV	dB/m	dB	dB																																																																																																						
1 5853.60	56.89	114.09	-57.20	50.45	35.01	11.33	39.90	0.00	303	94	PEAK																																																																																																		
2 5874.00	46.87	105.58	-58.71	40.49	35.05	11.35	40.02	0.00	303	94	PEAK																																																																																																		
3 5922.40	46.35	70.22	-23.87	39.71	35.13	11.40	39.09	0.00	303	94	PEAK																																																																																																		
4 5928.40	47.91	68.30	-20.39	41.24	35.14	11.41	39.88	0.00	303	94	PEAK																																																																																																		
Limit	Read	Ant	Cable	Aux	APos	TPos	Remark																																																																																																						
Freq	Level	Line Margin	Level Factor	Loss Factor	Factor	Factor																																																																																																							
MHz	dBuV/m	dBuV/m	dB	dBuV	dB/m	dB	dB																																																																																																						
1 5825.00	105.21	-----	-----	98.42	34.96	11.31	39.48	0.00	303	94	PEAK																																																																																																		
<b>Blank</b>	<table border="1"> <thead> <tr> <th>Limit</th> <th>Read</th> <th>Ant</th> <th>Cable</th> <th>Aux</th> <th>APos</th> <th>TPos</th> <th>Remark</th> </tr> <tr> <th>Freq</th> <th>Level</th> <th>Line Margin</th> <th>Level Factor</th> <th>Loss Factor</th> <th>Factor</th> <th>Factor</th> <th></th> </tr> <tr> <th>MHz</th> <th>dBuV/m</th> <th>dBuV/m</th> <th>dB</th> <th>dBuV</th> <th>dB/m</th> <th>dB</th> <th>dB</th> </tr> </thead> <tbody> <tr> <td>1 5825.00</td> <td>95.99</td> <td>-----</td> <td>-----</td> <td>89.11</td> <td>34.94</td> <td>11.31</td> <td>39.37</td> <td>0.00</td> <td>303</td> <td>94</td> <td>AVERAGE</td> </tr> </tbody> </table>	Limit	Read	Ant	Cable	Aux	APos	TPos	Remark	Freq	Level	Line Margin	Level Factor	Loss Factor	Factor	Factor		MHz	dBuV/m	dBuV/m	dB	dBuV	dB/m	dB	dB	1 5825.00	95.99	-----	-----	89.11	34.94	11.31	39.37	0.00	303	94	AVERAGE																																																																								
Limit	Read	Ant	Cable	Aux	APos	TPos	Remark																																																																																																						
Freq	Level	Line Margin	Level Factor	Loss Factor	Factor	Factor																																																																																																							
MHz	dBuV/m	dBuV/m	dB	dBuV	dB/m	dB	dB																																																																																																						
1 5825.00	95.99	-----	-----	89.11	34.94	11.31	39.37	0.00	303	94	AVERAGE																																																																																																		

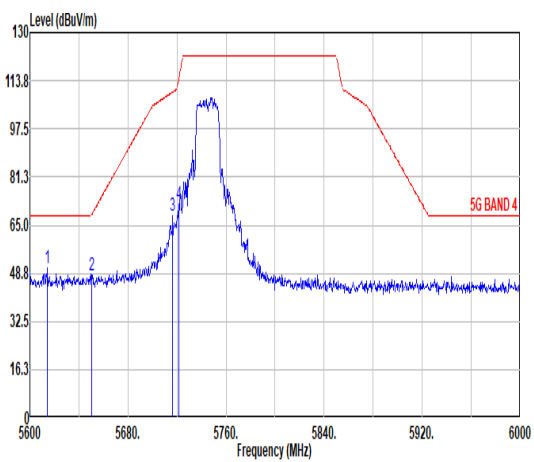
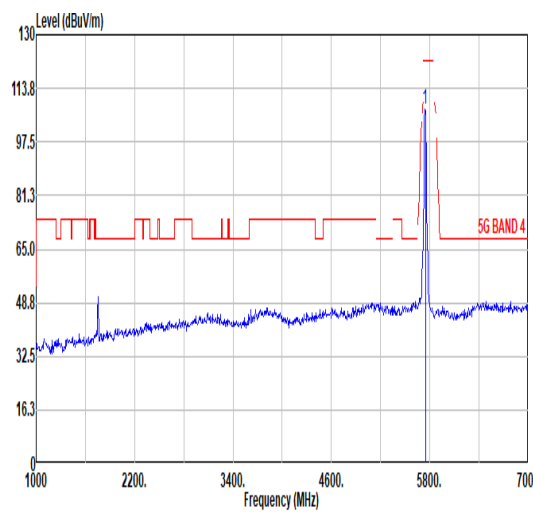
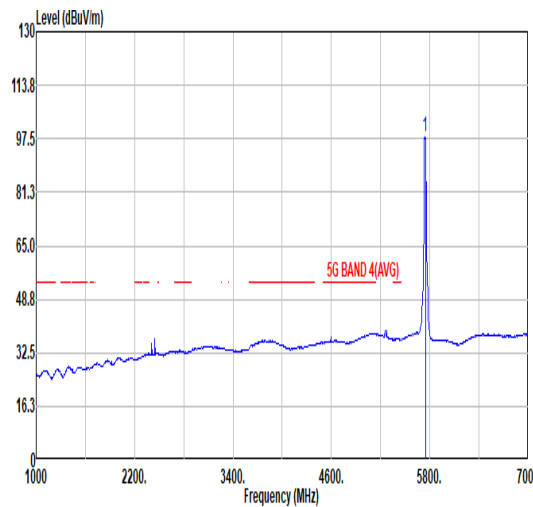


Mode	3																																																																																																	
	Harmonic																																																																																																	
	U-NII-3_5.725-5.85_802.11a_CH165_5825MHz																																																																																																	
Pol.	Horizontal	Vertical																																																																																																
Peak Avg	<table border="1"> <thead> <tr> <th>Limit</th> <th>Read</th> <th>Ant</th> <th>Cable</th> <th>Preamp</th> <th>Aux</th> <th>APos</th> <th>TPos</th> </tr> <tr> <th>Freq</th> <th>Level</th> <th>Line</th> <th>Margin</th> <th>Level</th> <th>Factor</th> <th>Loss</th> <th>Factor</th> </tr> <tr> <th>MHz</th> <th>dBuV/m</th> <th>dBuV/m</th> <th>dB</th> <th>dBuV</th> <th>dB/m</th> <th>dB</th> <th>dB</th> </tr> </thead> <tbody> <tr> <td>1 11650.00</td> <td>44.03</td> <td>74.00</td> <td>-29.97</td> <td>55.71</td> <td>38.42</td> <td>16.46</td> <td>66.56</td> </tr> <tr> <td></td> <td></td> <td></td> <td></td> <td></td> <td></td> <td>0.00</td> <td>300</td> </tr> <tr> <td></td> <td></td> <td></td> <td></td> <td></td> <td></td> <td></td> <td>0 PEAK</td> </tr> </tbody> </table>	Limit	Read	Ant	Cable	Preamp	Aux	APos	TPos	Freq	Level	Line	Margin	Level	Factor	Loss	Factor	MHz	dBuV/m	dBuV/m	dB	dBuV	dB/m	dB	dB	1 11650.00	44.03	74.00	-29.97	55.71	38.42	16.46	66.56							0.00	300								0 PEAK	<table border="1"> <thead> <tr> <th>Limit</th> <th>Read</th> <th>Ant</th> <th>Cable</th> <th>Preamp</th> <th>Aux</th> <th>APos</th> <th>TPos</th> </tr> <tr> <th>Freq</th> <th>Level</th> <th>Line</th> <th>Margin</th> <th>Level</th> <th>Factor</th> <th>Loss</th> <th>Factor</th> </tr> <tr> <th>MHz</th> <th>dBuV/m</th> <th>dBuV/m</th> <th>dB</th> <th>dBuV</th> <th>dB/m</th> <th>dB</th> <th>dB</th> </tr> </thead> <tbody> <tr> <td>1 11650.00</td> <td>47.63</td> <td>74.00</td> <td>-26.37</td> <td>59.31</td> <td>38.42</td> <td>16.46</td> <td>66.56</td> </tr> <tr> <td></td> <td></td> <td></td> <td></td> <td></td> <td></td> <td>0.00</td> <td>100</td> </tr> <tr> <td></td> <td></td> <td></td> <td></td> <td></td> <td></td> <td></td> <td>0 PEAK</td> </tr> </tbody> </table>	Limit	Read	Ant	Cable	Preamp	Aux	APos	TPos	Freq	Level	Line	Margin	Level	Factor	Loss	Factor	MHz	dBuV/m	dBuV/m	dB	dBuV	dB/m	dB	dB	1 11650.00	47.63	74.00	-26.37	59.31	38.42	16.46	66.56							0.00	100								0 PEAK
Limit	Read	Ant	Cable	Preamp	Aux	APos	TPos																																																																																											
Freq	Level	Line	Margin	Level	Factor	Loss	Factor																																																																																											
MHz	dBuV/m	dBuV/m	dB	dBuV	dB/m	dB	dB																																																																																											
1 11650.00	44.03	74.00	-29.97	55.71	38.42	16.46	66.56																																																																																											
						0.00	300																																																																																											
							0 PEAK																																																																																											
Limit	Read	Ant	Cable	Preamp	Aux	APos	TPos																																																																																											
Freq	Level	Line	Margin	Level	Factor	Loss	Factor																																																																																											
MHz	dBuV/m	dBuV/m	dB	dBuV	dB/m	dB	dB																																																																																											
1 11650.00	47.63	74.00	-26.37	59.31	38.42	16.46	66.56																																																																																											
						0.00	100																																																																																											
							0 PEAK																																																																																											



Mode		4																																																																																																																														
		Band Edge																																																																																																																														
		U-NII-3_5.725-5.85_802.11ac VHT20_CH149-5745MHz																																																																																																																														
Pol.	Horizontal					Fundamental																																																																																																																										
Peak																																																																																																																																
	<table border="1"> <thead> <tr> <th>Limit</th> <th>Read</th> <th>Ant</th> <th>Cable</th> <th>Aux</th> <th>APos</th> <th>TPos</th> <th colspan="2">Remark</th> </tr> <tr> <th>Freq</th> <th>Level</th> <th>Line Margin</th> <th>Level</th> <th>Factor</th> <th>Loss Factor</th> <th>Factor</th> <th>cm</th> <th>deg</th> </tr> <tr> <th>MHz</th> <th>dBuV/m</th> <th>dBuV/m</th> <th>dB</th> <th>dBuV</th> <th>dB/m</th> <th>dB</th> <th>dB</th> <th>dB</th> </tr> </thead> <tbody> <tr> <td>1</td> <td>5636.40</td> <td>49.75</td> <td>68.30</td> <td>-18.55</td> <td>40.32</td> <td>34.51</td> <td>11.05</td> <td>36.13</td> <td>0.00</td> <td>100</td> <td>354</td> <td>PEAK</td> </tr> <tr> <td>2</td> <td>5650.00</td> <td>47.93</td> <td>68.30</td> <td>-20.37</td> <td>38.64</td> <td>34.50</td> <td>11.07</td> <td>36.28</td> <td>0.00</td> <td>100</td> <td>354</td> <td>PEAK</td> </tr> <tr> <td>3</td> <td>5719.20</td> <td>71.71</td> <td>110.68</td> <td>-38.97</td> <td>63.39</td> <td>34.66</td> <td>11.17</td> <td>37.51</td> <td>0.00</td> <td>100</td> <td>354</td> <td>PEAK</td> </tr> <tr> <td>4</td> <td>5724.80</td> <td>81.29</td> <td>121.84</td> <td>-40.55</td> <td>73.04</td> <td>34.68</td> <td>11.18</td> <td>37.61</td> <td>0.00</td> <td>100</td> <td>354</td> <td>PEAK</td> </tr> </tbody> </table>					Limit	Read	Ant	Cable	Aux	APos	TPos	Remark		Freq	Level	Line Margin	Level	Factor	Loss Factor	Factor	cm	deg	MHz	dBuV/m	dBuV/m	dB	dBuV	dB/m	dB	dB	dB	1	5636.40	49.75	68.30	-18.55	40.32	34.51	11.05	36.13	0.00	100	354	PEAK	2	5650.00	47.93	68.30	-20.37	38.64	34.50	11.07	36.28	0.00	100	354	PEAK	3	5719.20	71.71	110.68	-38.97	63.39	34.66	11.17	37.51	0.00	100	354	PEAK	4	5724.80	81.29	121.84	-40.55	73.04	34.68	11.18	37.61	0.00	100	354	PEAK	<table border="1"> <thead> <tr> <th>Limit</th> <th>Read</th> <th>Ant</th> <th>Cable</th> <th>Aux</th> <th>APos</th> <th>TPos</th> <th colspan="2">Remark</th> </tr> <tr> <th>Freq</th> <th>Level</th> <th>Line Margin</th> <th>Level</th> <th>Factor</th> <th>Loss Factor</th> <th>Factor</th> <th>cm</th> <th>deg</th> </tr> <tr> <th>MHz</th> <th>dBuV/m</th> <th>dBuV/m</th> <th>dB</th> <th>dBuV</th> <th>dB/m</th> <th>dB</th> <th>dB</th> <th>dB</th> </tr> </thead> <tbody> <tr> <td>1</td> <td>5745.00</td> <td>106.36</td> <td>-----</td> <td>-----</td> <td>98.40</td> <td>34.74</td> <td>11.21</td> <td>37.99</td> <td>0.00</td> <td>100</td> <td>354</td> <td>PEAK</td> </tr> </tbody> </table>					Limit	Read	Ant	Cable	Aux	APos	TPos	Remark		Freq	Level	Line Margin	Level	Factor	Loss Factor	Factor	cm	deg	MHz	dBuV/m	dBuV/m	dB	dBuV	dB/m	dB	dB	dB	1	5745.00	106.36	-----	-----	98.40	34.74	11.21	37.99	0.00	100	354
Limit	Read	Ant	Cable	Aux	APos	TPos	Remark																																																																																																																									
Freq	Level	Line Margin	Level	Factor	Loss Factor	Factor	cm	deg																																																																																																																								
MHz	dBuV/m	dBuV/m	dB	dBuV	dB/m	dB	dB	dB																																																																																																																								
1	5636.40	49.75	68.30	-18.55	40.32	34.51	11.05	36.13	0.00	100	354	PEAK																																																																																																																				
2	5650.00	47.93	68.30	-20.37	38.64	34.50	11.07	36.28	0.00	100	354	PEAK																																																																																																																				
3	5719.20	71.71	110.68	-38.97	63.39	34.66	11.17	37.51	0.00	100	354	PEAK																																																																																																																				
4	5724.80	81.29	121.84	-40.55	73.04	34.68	11.18	37.61	0.00	100	354	PEAK																																																																																																																				
Limit	Read	Ant	Cable	Aux	APos	TPos	Remark																																																																																																																									
Freq	Level	Line Margin	Level	Factor	Loss Factor	Factor	cm	deg																																																																																																																								
MHz	dBuV/m	dBuV/m	dB	dBuV	dB/m	dB	dB	dB																																																																																																																								
1	5745.00	106.36	-----	-----	98.40	34.74	11.21	37.99	0.00	100	354	PEAK																																																																																																																				
Avg	Blank																																																																																																																															
						<table border="1"> <thead> <tr> <th>Limit</th> <th>Read</th> <th>Ant</th> <th>Cable</th> <th>Aux</th> <th>APos</th> <th>TPos</th> <th colspan="2">Remark</th> </tr> <tr> <th>Freq</th> <th>Level</th> <th>Line Margin</th> <th>Level</th> <th>Factor</th> <th>Loss Factor</th> <th>Factor</th> <th>cm</th> <th>deg</th> </tr> <tr> <th>MHz</th> <th>dBuV/m</th> <th>dBuV/m</th> <th>dB</th> <th>dBuV</th> <th>dB/m</th> <th>dB</th> <th>dB</th> <th>dB</th> </tr> </thead> <tbody> <tr> <td>1</td> <td>5745.00</td> <td>97.28</td> <td>-----</td> <td>-----</td> <td>89.24</td> <td>34.72</td> <td>11.20</td> <td>37.88</td> <td>0.00</td> <td>100</td> <td>354</td> <td>AVERAGE</td> </tr> </tbody> </table>					Limit	Read	Ant	Cable	Aux	APos	TPos	Remark		Freq	Level	Line Margin	Level	Factor	Loss Factor	Factor	cm	deg	MHz	dBuV/m	dBuV/m	dB	dBuV	dB/m	dB	dB	dB	1	5745.00	97.28	-----	-----	89.24	34.72	11.20	37.88	0.00	100	354	AVERAGE																																																																														
Limit	Read	Ant	Cable	Aux	APos	TPos	Remark																																																																																																																									
Freq	Level	Line Margin	Level	Factor	Loss Factor	Factor	cm	deg																																																																																																																								
MHz	dBuV/m	dBuV/m	dB	dBuV	dB/m	dB	dB	dB																																																																																																																								
1	5745.00	97.28	-----	-----	89.24	34.72	11.20	37.88	0.00	100	354	AVERAGE																																																																																																																				



Mode		4																																																																																																																														
		Band Edge																																																																																																																														
		U-NII-3_5.725-5.85_802.11ac VHT20_CH149-5745MHz																																																																																																																														
Pol.	Vertical					Fundamental																																																																																																																										
Peak																																																																																																																																
	<table border="1"> <thead> <tr> <th>Limit</th> <th>Read</th> <th>Ant</th> <th>Cable</th> <th>Aux</th> <th>APos</th> <th>TPos</th> <th colspan="2">Remark</th> </tr> <tr> <th>Freq</th> <th>Level</th> <th>Line Margin</th> <th>Level</th> <th>Factor</th> <th>Loss Factor</th> <th>Factor</th> <th>cm</th> <th>deg</th> </tr> <tr> <th>MHz</th> <th>dBuV/m</th> <th>dBuV/m</th> <th>dB</th> <th>dBuV</th> <th>dB/m</th> <th>dB</th> <th>dB</th> <th>dB</th> </tr> </thead> <tbody> <tr> <td>1</td> <td>5614.40</td> <td>50.55</td> <td>68.30</td> <td>-17.75</td> <td>41.18</td> <td>34.52</td> <td>11.02</td> <td>36.17</td> <td>0.00</td> <td>297</td> <td>86</td> <td>PEAK</td> </tr> <tr> <td>2</td> <td>5650.40</td> <td>48.29</td> <td>68.60</td> <td>-20.31</td> <td>39.01</td> <td>34.50</td> <td>11.07</td> <td>36.29</td> <td>0.00</td> <td>297</td> <td>86</td> <td>PEAK</td> </tr> <tr> <td>3</td> <td>5716.40</td> <td>68.25</td> <td>109.89</td> <td>-41.64</td> <td>59.89</td> <td>34.66</td> <td>11.16</td> <td>37.46</td> <td>0.00</td> <td>297</td> <td>86</td> <td>PEAK</td> </tr> <tr> <td>4</td> <td>5721.20</td> <td>72.19</td> <td>113.64</td> <td>-41.45</td> <td>63.90</td> <td>34.67</td> <td>11.17</td> <td>37.55</td> <td>0.00</td> <td>297</td> <td>86</td> <td>PEAK</td> </tr> </tbody> </table>					Limit	Read	Ant	Cable	Aux	APos	TPos	Remark		Freq	Level	Line Margin	Level	Factor	Loss Factor	Factor	cm	deg	MHz	dBuV/m	dBuV/m	dB	dBuV	dB/m	dB	dB	dB	1	5614.40	50.55	68.30	-17.75	41.18	34.52	11.02	36.17	0.00	297	86	PEAK	2	5650.40	48.29	68.60	-20.31	39.01	34.50	11.07	36.29	0.00	297	86	PEAK	3	5716.40	68.25	109.89	-41.64	59.89	34.66	11.16	37.46	0.00	297	86	PEAK	4	5721.20	72.19	113.64	-41.45	63.90	34.67	11.17	37.55	0.00	297	86	PEAK	<table border="1"> <thead> <tr> <th>Limit</th> <th>Read</th> <th>Ant</th> <th>Cable</th> <th>Aux</th> <th>APos</th> <th>TPos</th> <th colspan="2">Remark</th> </tr> <tr> <th>Freq</th> <th>Level</th> <th>Line Margin</th> <th>Level</th> <th>Factor</th> <th>Loss Factor</th> <th>Factor</th> <th>cm</th> <th>deg</th> </tr> <tr> <th>MHz</th> <th>dBuV/m</th> <th>dBuV/m</th> <th>dB</th> <th>dBuV</th> <th>dB/m</th> <th>dB</th> <th>dB</th> <th>dB</th> </tr> </thead> <tbody> <tr> <td>1</td> <td>5745.00</td> <td>107.52</td> <td>-----</td> <td>-----</td> <td>99.48</td> <td>34.72</td> <td>11.20</td> <td>37.88</td> <td>0.00</td> <td>297</td> <td>86</td> <td>PEAK</td> </tr> </tbody> </table>					Limit	Read	Ant	Cable	Aux	APos	TPos	Remark		Freq	Level	Line Margin	Level	Factor	Loss Factor	Factor	cm	deg	MHz	dBuV/m	dBuV/m	dB	dBuV	dB/m	dB	dB	dB	1	5745.00	107.52	-----	-----	99.48	34.72	11.20	37.88	0.00	297	86
Limit	Read	Ant	Cable	Aux	APos	TPos	Remark																																																																																																																									
Freq	Level	Line Margin	Level	Factor	Loss Factor	Factor	cm	deg																																																																																																																								
MHz	dBuV/m	dBuV/m	dB	dBuV	dB/m	dB	dB	dB																																																																																																																								
1	5614.40	50.55	68.30	-17.75	41.18	34.52	11.02	36.17	0.00	297	86	PEAK																																																																																																																				
2	5650.40	48.29	68.60	-20.31	39.01	34.50	11.07	36.29	0.00	297	86	PEAK																																																																																																																				
3	5716.40	68.25	109.89	-41.64	59.89	34.66	11.16	37.46	0.00	297	86	PEAK																																																																																																																				
4	5721.20	72.19	113.64	-41.45	63.90	34.67	11.17	37.55	0.00	297	86	PEAK																																																																																																																				
Limit	Read	Ant	Cable	Aux	APos	TPos	Remark																																																																																																																									
Freq	Level	Line Margin	Level	Factor	Loss Factor	Factor	cm	deg																																																																																																																								
MHz	dBuV/m	dBuV/m	dB	dBuV	dB/m	dB	dB	dB																																																																																																																								
1	5745.00	107.52	-----	-----	99.48	34.72	11.20	37.88	0.00	297	86	PEAK																																																																																																																				
Avg	Blank																																																																																																																															
						<table border="1"> <thead> <tr> <th>Limit</th> <th>Read</th> <th>Ant</th> <th>Cable</th> <th>Aux</th> <th>APos</th> <th>TPos</th> <th colspan="2">Remark</th> </tr> <tr> <th>Freq</th> <th>Level</th> <th>Line Margin</th> <th>Level</th> <th>Factor</th> <th>Loss Factor</th> <th>Factor</th> <th>cm</th> <th>deg</th> </tr> <tr> <th>MHz</th> <th>dBuV/m</th> <th>dBuV/m</th> <th>dB</th> <th>dBuV</th> <th>dB/m</th> <th>dB</th> <th>dB</th> <th>dB</th> </tr> </thead> <tbody> <tr> <td>1</td> <td>5745.00</td> <td>98.32</td> <td>-----</td> <td>-----</td> <td>90.28</td> <td>34.72</td> <td>11.20</td> <td>37.88</td> <td>0.00</td> <td>297</td> <td>86</td> <td>AVERAGE</td> </tr> </tbody> </table>					Limit	Read	Ant	Cable	Aux	APos	TPos	Remark		Freq	Level	Line Margin	Level	Factor	Loss Factor	Factor	cm	deg	MHz	dBuV/m	dBuV/m	dB	dBuV	dB/m	dB	dB	dB	1	5745.00	98.32	-----	-----	90.28	34.72	11.20	37.88	0.00	297	86	AVERAGE																																																																														
Limit	Read	Ant	Cable	Aux	APos	TPos	Remark																																																																																																																									
Freq	Level	Line Margin	Level	Factor	Loss Factor	Factor	cm	deg																																																																																																																								
MHz	dBuV/m	dBuV/m	dB	dBuV	dB/m	dB	dB	dB																																																																																																																								
1	5745.00	98.32	-----	-----	90.28	34.72	11.20	37.88	0.00	297	86	AVERAGE																																																																																																																				



Mode	4																																																																																																	
	Harmonic																																																																																																	
	U-NII-3_5.725-5.85_802.11ac VHT20_CH149-5745MHz																																																																																																	
Pol.	Horizontal	Vertical																																																																																																
Peak Avg	<table border="1"> <thead> <tr> <th>Limit</th> <th>Read</th> <th>Ant</th> <th>Cable</th> <th>Preamp</th> <th>Aux</th> <th>APos</th> <th>TPos</th> </tr> <tr> <th>Freq</th> <th>Level</th> <th>Line</th> <th>Margin</th> <th>Level</th> <th>Factor</th> <th>Loss</th> <th>Factor</th> </tr> <tr> <th>MHz</th> <th>dBuV/m</th> <th>dBuV/m</th> <th>dB</th> <th>dBuV</th> <th>dB/m</th> <th>dB</th> <th>dB</th> </tr> </thead> <tbody> <tr> <td>1 11490.00</td> <td>43.65</td> <td>74.00</td> <td>-30.35</td> <td>55.74</td> <td>38.29</td> <td>16.36</td> <td>66.74</td> </tr> <tr> <td></td> <td></td> <td></td> <td></td> <td></td> <td>0.00</td> <td></td> <td>300</td> </tr> <tr> <td></td> <td></td> <td></td> <td></td> <td></td> <td></td> <td></td> <td>0 PEAK</td> </tr> </tbody> </table>	Limit	Read	Ant	Cable	Preamp	Aux	APos	TPos	Freq	Level	Line	Margin	Level	Factor	Loss	Factor	MHz	dBuV/m	dBuV/m	dB	dBuV	dB/m	dB	dB	1 11490.00	43.65	74.00	-30.35	55.74	38.29	16.36	66.74						0.00		300								0 PEAK	<table border="1"> <thead> <tr> <th>Limit</th> <th>Read</th> <th>Ant</th> <th>Cable</th> <th>Preamp</th> <th>Aux</th> <th>APos</th> <th>TPos</th> </tr> <tr> <th>Freq</th> <th>Level</th> <th>Line</th> <th>Margin</th> <th>Level</th> <th>Factor</th> <th>Loss</th> <th>Factor</th> </tr> <tr> <th>MHz</th> <th>dBuV/m</th> <th>dBuV/m</th> <th>dB</th> <th>dBuV</th> <th>dB/m</th> <th>dB</th> <th>dB</th> </tr> </thead> <tbody> <tr> <td>1 11490.00</td> <td>42.49</td> <td>74.00</td> <td>-31.51</td> <td>54.58</td> <td>38.29</td> <td>16.36</td> <td>66.74</td> </tr> <tr> <td></td> <td></td> <td></td> <td></td> <td></td> <td>0.00</td> <td></td> <td>100</td> </tr> <tr> <td></td> <td></td> <td></td> <td></td> <td></td> <td></td> <td></td> <td>0 PEAK</td> </tr> </tbody> </table>	Limit	Read	Ant	Cable	Preamp	Aux	APos	TPos	Freq	Level	Line	Margin	Level	Factor	Loss	Factor	MHz	dBuV/m	dBuV/m	dB	dBuV	dB/m	dB	dB	1 11490.00	42.49	74.00	-31.51	54.58	38.29	16.36	66.74						0.00		100								0 PEAK
Limit	Read	Ant	Cable	Preamp	Aux	APos	TPos																																																																																											
Freq	Level	Line	Margin	Level	Factor	Loss	Factor																																																																																											
MHz	dBuV/m	dBuV/m	dB	dBuV	dB/m	dB	dB																																																																																											
1 11490.00	43.65	74.00	-30.35	55.74	38.29	16.36	66.74																																																																																											
					0.00		300																																																																																											
							0 PEAK																																																																																											
Limit	Read	Ant	Cable	Preamp	Aux	APos	TPos																																																																																											
Freq	Level	Line	Margin	Level	Factor	Loss	Factor																																																																																											
MHz	dBuV/m	dBuV/m	dB	dBuV	dB/m	dB	dB																																																																																											
1 11490.00	42.49	74.00	-31.51	54.58	38.29	16.36	66.74																																																																																											
					0.00		100																																																																																											
							0 PEAK																																																																																											



Mode	5																																																																																	
	Harmonic																																																																																	
	U-NII-3_5.725-5.85_802.11ac VHT20_CH157-5785MHz																																																																																	
Pol.	Horizontal	Vertical																																																																																
Peak Avg	<table border="1"> <thead> <tr> <th>Limit</th> <th>Read</th> <th>Ant</th> <th>Cable</th> <th>Preamp</th> <th>Aux</th> <th>APos</th> <th>TPos</th> <th>Remark</th> </tr> <tr> <th>Freq</th> <th>Level</th> <th>Line Margin</th> <th>Level Factor</th> <th>Loss Factor</th> <th>Factor</th> <th></th> <th></th> <th></th> </tr> <tr> <th>MHz</th> <th>dBuV/m</th> <th>dBuV/m</th> <th>dB</th> <th>dBuV</th> <th>dB/m</th> <th>dB</th> <th>dB</th> <th>dB</th> <th>cm</th> <th>deg</th> </tr> </thead> <tbody> <tr> <td>1 11570.00</td> <td>44.41</td> <td>74.00</td> <td>-29.59</td> <td>56.29</td> <td>38.36</td> <td>16.41</td> <td>66.65</td> <td>0.00</td> <td>300</td> <td>0 PEAK</td> </tr> </tbody> </table>	Limit	Read	Ant	Cable	Preamp	Aux	APos	TPos	Remark	Freq	Level	Line Margin	Level Factor	Loss Factor	Factor				MHz	dBuV/m	dBuV/m	dB	dBuV	dB/m	dB	dB	dB	cm	deg	1 11570.00	44.41	74.00	-29.59	56.29	38.36	16.41	66.65	0.00	300	0 PEAK	<table border="1"> <thead> <tr> <th>Limit</th> <th>Read</th> <th>Ant</th> <th>Cable</th> <th>Preamp</th> <th>Aux</th> <th>APos</th> <th>TPos</th> <th>Remark</th> </tr> <tr> <th>Freq</th> <th>Level</th> <th>Line Margin</th> <th>Level Factor</th> <th>Loss Factor</th> <th>Factor</th> <th></th> <th></th> <th></th> </tr> <tr> <th>MHz</th> <th>dBuV/m</th> <th>dBuV/m</th> <th>dB</th> <th>dBuV</th> <th>dB/m</th> <th>dB</th> <th>dB</th> <th>dB</th> <th>cm</th> <th>deg</th> </tr> </thead> <tbody> <tr> <td>1 11570.00</td> <td>43.37</td> <td>74.00</td> <td>-30.63</td> <td>55.25</td> <td>38.36</td> <td>16.41</td> <td>66.65</td> <td>0.00</td> <td>100</td> <td>0 PEAK</td> </tr> </tbody> </table>	Limit	Read	Ant	Cable	Preamp	Aux	APos	TPos	Remark	Freq	Level	Line Margin	Level Factor	Loss Factor	Factor				MHz	dBuV/m	dBuV/m	dB	dBuV	dB/m	dB	dB	dB	cm	deg	1 11570.00	43.37	74.00	-30.63	55.25	38.36	16.41	66.65	0.00	100	0 PEAK
Limit	Read	Ant	Cable	Preamp	Aux	APos	TPos	Remark																																																																										
Freq	Level	Line Margin	Level Factor	Loss Factor	Factor																																																																													
MHz	dBuV/m	dBuV/m	dB	dBuV	dB/m	dB	dB	dB	cm	deg																																																																								
1 11570.00	44.41	74.00	-29.59	56.29	38.36	16.41	66.65	0.00	300	0 PEAK																																																																								
Limit	Read	Ant	Cable	Preamp	Aux	APos	TPos	Remark																																																																										
Freq	Level	Line Margin	Level Factor	Loss Factor	Factor																																																																													
MHz	dBuV/m	dBuV/m	dB	dBuV	dB/m	dB	dB	dB	cm	deg																																																																								
1 11570.00	43.37	74.00	-30.63	55.25	38.36	16.41	66.65	0.00	100	0 PEAK																																																																								



Mode		6																																																																																																																
		Band Edge																																																																																																																
		U-NII-3_5.725-5.85_802.11ac VHT20_CH165-5825MHz																																																																																																																
Pol.	Horizontal					Fundamental																																																																																																												
Peak																																																																																																																		
	<table border="1"> <thead> <tr> <th></th> <th>Limit</th> <th>Read</th> <th>Ant</th> <th>Cable</th> <th>Aux</th> <th>APos</th> <th>TPos</th> <th colspan="2"></th> </tr> <tr> <th>Freq</th> <th>Level</th> <th>Line Margin</th> <th>Level Factor</th> <th>Loss Factor</th> <th>Factor</th> <th></th> <th></th> <th>cm</th> <th>deg</th> </tr> </thead> <tbody> <tr> <td>1</td> <td>5854.00</td> <td>60.00</td> <td>111.36</td> <td>-50.56</td> <td>54.36</td> <td>35.02</td> <td>11.34</td> <td>39.92</td> <td>0.00</td> <td>100</td> <td>69</td> <td>PEAK</td> </tr> <tr> <td>2</td> <td>5855.20</td> <td>60.00</td> <td>110.84</td> <td>-50.76</td> <td>53.65</td> <td>35.02</td> <td>11.34</td> <td>39.93</td> <td>0.00</td> <td>100</td> <td>69</td> <td>PEAK</td> </tr> <tr> <td>3</td> <td>5923.20</td> <td>46.00</td> <td>69.63</td> <td>-23.55</td> <td>39.44</td> <td>35.13</td> <td>11.40</td> <td>39.09</td> <td>0.00</td> <td>100</td> <td>69</td> <td>PEAK</td> </tr> <tr> <td>4</td> <td>5966.80</td> <td>48.39</td> <td>68.30</td> <td>-19.91</td> <td>41.53</td> <td>35.20</td> <td>11.44</td> <td>39.78</td> <td>0.00</td> <td>100</td> <td>69</td> <td>PEAK</td> </tr> </tbody> </table>						Limit	Read	Ant	Cable	Aux	APos	TPos			Freq	Level	Line Margin	Level Factor	Loss Factor	Factor			cm	deg	1	5854.00	60.00	111.36	-50.56	54.36	35.02	11.34	39.92	0.00	100	69	PEAK	2	5855.20	60.00	110.84	-50.76	53.65	35.02	11.34	39.93	0.00	100	69	PEAK	3	5923.20	46.00	69.63	-23.55	39.44	35.13	11.40	39.09	0.00	100	69	PEAK	4	5966.80	48.39	68.30	-19.91	41.53	35.20	11.44	39.78	0.00	100	69	PEAK	<table border="1"> <thead> <tr> <th></th> <th>Limit</th> <th>Read</th> <th>Ant</th> <th>Cable</th> <th>Aux</th> <th>APos</th> <th>TPos</th> <th colspan="2"></th> </tr> <tr> <th>Freq</th> <th>Level</th> <th>Line Margin</th> <th>Level Factor</th> <th>Loss Factor</th> <th>Factor</th> <th></th> <th></th> <th>cm</th> <th>deg</th> </tr> </thead> <tbody> <tr> <td>1</td> <td>5825.00</td> <td>104.86</td> <td>-----</td> <td>-----</td> <td>97.98</td> <td>34.94</td> <td>11.31</td> <td>39.37</td> <td>0.00</td> <td>100</td> <td>69</td> <td>PEAK</td> </tr> </tbody> </table>						Limit	Read	Ant	Cable	Aux	APos	TPos			Freq	Level	Line Margin	Level Factor	Loss Factor	Factor			cm	deg	1	5825.00	104.86	-----	-----	97.98	34.94	11.31	39.37	0.00	100	69
	Limit	Read	Ant	Cable	Aux	APos	TPos																																																																																																											
Freq	Level	Line Margin	Level Factor	Loss Factor	Factor			cm	deg																																																																																																									
1	5854.00	60.00	111.36	-50.56	54.36	35.02	11.34	39.92	0.00	100	69	PEAK																																																																																																						
2	5855.20	60.00	110.84	-50.76	53.65	35.02	11.34	39.93	0.00	100	69	PEAK																																																																																																						
3	5923.20	46.00	69.63	-23.55	39.44	35.13	11.40	39.09	0.00	100	69	PEAK																																																																																																						
4	5966.80	48.39	68.30	-19.91	41.53	35.20	11.44	39.78	0.00	100	69	PEAK																																																																																																						
	Limit	Read	Ant	Cable	Aux	APos	TPos																																																																																																											
Freq	Level	Line Margin	Level Factor	Loss Factor	Factor			cm	deg																																																																																																									
1	5825.00	104.86	-----	-----	97.98	34.94	11.31	39.37	0.00	100	69	PEAK																																																																																																						
Avg	Blank																																																																																																																	
						<table border="1"> <thead> <tr> <th></th> <th>Limit</th> <th>Read</th> <th>Ant</th> <th>Cable</th> <th>Aux</th> <th>APos</th> <th>TPos</th> <th colspan="2"></th> </tr> <tr> <th>Freq</th> <th>Level</th> <th>Line Margin</th> <th>Level Factor</th> <th>Loss Factor</th> <th>Factor</th> <th></th> <th></th> <th>cm</th> <th>deg</th> </tr> </thead> <tbody> <tr> <td>1</td> <td>5825.00</td> <td>95.47</td> <td>-----</td> <td>-----</td> <td>88.59</td> <td>34.94</td> <td>11.31</td> <td>39.37</td> <td>0.00</td> <td>100</td> <td>69</td> <td>AVERAGE</td> </tr> </tbody> </table>						Limit	Read	Ant	Cable	Aux	APos	TPos			Freq	Level	Line Margin	Level Factor	Loss Factor	Factor			cm	deg	1	5825.00	95.47	-----	-----	88.59	34.94	11.31	39.37	0.00	100	69	AVERAGE																																																																							
	Limit	Read	Ant	Cable	Aux	APos	TPos																																																																																																											
Freq	Level	Line Margin	Level Factor	Loss Factor	Factor			cm	deg																																																																																																									
1	5825.00	95.47	-----	-----	88.59	34.94	11.31	39.37	0.00	100	69	AVERAGE																																																																																																						





Mode		6																																																																																																																																		
		Band Edge																																																																																																																																		
		U-NII-3_5.725-5.85_802.11ac VHT20_CH165-5825MHz																																																																																																																																		
Pol.	Vertical					Fundamental																																																																																																																														
Peak																																																																																																																																				
	<table border="1"> <thead> <tr> <th>Limit</th> <th>Read</th> <th>Ant</th> <th>Cable</th> <th>Aux</th> <th>APos</th> <th>TPos</th> <th colspan="2">Remark</th> </tr> <tr> <th>Freq</th> <th>Level</th> <th>Line</th> <th>Level</th> <th>Factor</th> <th>Loss</th> <th>Factor</th> <th>Factor</th> <th>cm</th> <th>deg</th> </tr> <tr> <th>MHz</th> <th>dBuV/m</th> <th>dBuV/m</th> <th>dB</th> <th>dBuV</th> <th>dB/m</th> <th>dB</th> <th>dB</th> <th>dB</th> <th>deg</th> </tr> </thead> <tbody> <tr> <td>1</td> <td>5854.40</td> <td>60.31</td> <td>112.27</td> <td>-51.96</td> <td>53.87</td> <td>35.02</td> <td>11.33</td> <td>39.91</td> <td>0.00</td> <td>275</td> <td>87</td> <td>PEAK</td> </tr> <tr> <td>2</td> <td>5856.00</td> <td>61.97</td> <td>110.62</td> <td>-48.65</td> <td>55.55</td> <td>35.02</td> <td>11.34</td> <td>39.94</td> <td>0.00</td> <td>275</td> <td>87</td> <td>PEAK</td> </tr> <tr> <td>3</td> <td>5924.00</td> <td>44.63</td> <td>68.45</td> <td>-23.82</td> <td>37.99</td> <td>35.13</td> <td>11.40</td> <td>39.09</td> <td>0.00</td> <td>275</td> <td>87</td> <td>PEAK</td> </tr> <tr> <td>4</td> <td>5931.20</td> <td>47.10</td> <td>68.30</td> <td>-21.20</td> <td>40.42</td> <td>35.14</td> <td>11.41</td> <td>39.87</td> <td>0.00</td> <td>275</td> <td>87</td> <td>PEAK</td> </tr> </tbody> </table>					Limit	Read	Ant	Cable	Aux	APos	TPos	Remark		Freq	Level	Line	Level	Factor	Loss	Factor	Factor	cm	deg	MHz	dBuV/m	dBuV/m	dB	dBuV	dB/m	dB	dB	dB	deg	1	5854.40	60.31	112.27	-51.96	53.87	35.02	11.33	39.91	0.00	275	87	PEAK	2	5856.00	61.97	110.62	-48.65	55.55	35.02	11.34	39.94	0.00	275	87	PEAK	3	5924.00	44.63	68.45	-23.82	37.99	35.13	11.40	39.09	0.00	275	87	PEAK	4	5931.20	47.10	68.30	-21.20	40.42	35.14	11.41	39.87	0.00	275	87	PEAK	<table border="1"> <thead> <tr> <th>Limit</th> <th>Read</th> <th>Ant</th> <th>Cable</th> <th>Aux</th> <th>APos</th> <th>TPos</th> <th colspan="2">Remark</th> </tr> <tr> <th>Freq</th> <th>Level</th> <th>Line</th> <th>Level</th> <th>Factor</th> <th>Loss</th> <th>Factor</th> <th>Factor</th> <th>cm</th> <th>deg</th> </tr> <tr> <th>MHz</th> <th>dBuV/m</th> <th>dBuV/m</th> <th>dB</th> <th>dBuV</th> <th>dB/m</th> <th>dB</th> <th>dB</th> <th>dB</th> <th>deg</th> </tr> </thead> <tbody> <tr> <td>1</td> <td>5825.00</td> <td>104.14</td> <td>-----</td> <td>-----</td> <td>97.26</td> <td>34.94</td> <td>11.31</td> <td>39.37</td> <td>0.00</td> <td>275</td> <td>87</td> <td>PEAK</td> </tr> </tbody> </table>					Limit	Read	Ant	Cable	Aux	APos	TPos	Remark		Freq	Level	Line	Level	Factor	Loss	Factor	Factor	cm	deg	MHz	dBuV/m	dBuV/m	dB	dBuV	dB/m	dB	dB	dB	deg	1	5825.00	104.14	-----	-----	97.26	34.94	11.31	39.37	0.00	275	87
Limit	Read	Ant	Cable	Aux	APos	TPos	Remark																																																																																																																													
Freq	Level	Line	Level	Factor	Loss	Factor	Factor	cm	deg																																																																																																																											
MHz	dBuV/m	dBuV/m	dB	dBuV	dB/m	dB	dB	dB	deg																																																																																																																											
1	5854.40	60.31	112.27	-51.96	53.87	35.02	11.33	39.91	0.00	275	87	PEAK																																																																																																																								
2	5856.00	61.97	110.62	-48.65	55.55	35.02	11.34	39.94	0.00	275	87	PEAK																																																																																																																								
3	5924.00	44.63	68.45	-23.82	37.99	35.13	11.40	39.09	0.00	275	87	PEAK																																																																																																																								
4	5931.20	47.10	68.30	-21.20	40.42	35.14	11.41	39.87	0.00	275	87	PEAK																																																																																																																								
Limit	Read	Ant	Cable	Aux	APos	TPos	Remark																																																																																																																													
Freq	Level	Line	Level	Factor	Loss	Factor	Factor	cm	deg																																																																																																																											
MHz	dBuV/m	dBuV/m	dB	dBuV	dB/m	dB	dB	dB	deg																																																																																																																											
1	5825.00	104.14	-----	-----	97.26	34.94	11.31	39.37	0.00	275	87	PEAK																																																																																																																								
Avg	Blank																																																																																																																																			
						<table border="1"> <thead> <tr> <th>Limit</th> <th>Read</th> <th>Ant</th> <th>Cable</th> <th>Aux</th> <th>APos</th> <th>TPos</th> <th colspan="2">Remark</th> </tr> <tr> <th>Freq</th> <th>Level</th> <th>Line</th> <th>Level</th> <th>Factor</th> <th>Loss</th> <th>Factor</th> <th>Factor</th> <th>cm</th> <th>deg</th> </tr> <tr> <th>MHz</th> <th>dBuV/m</th> <th>dBuV/m</th> <th>dB</th> <th>dBuV</th> <th>dB/m</th> <th>dB</th> <th>dB</th> <th>dB</th> <th>deg</th> </tr> </thead> <tbody> <tr> <td>1</td> <td>5825.00</td> <td>95.47</td> <td>-----</td> <td>-----</td> <td>88.51</td> <td>34.93</td> <td>11.30</td> <td>39.27</td> <td>0.00</td> <td>275</td> <td>87</td> <td>AVERAGE</td> </tr> </tbody> </table>					Limit	Read	Ant	Cable	Aux	APos	TPos	Remark		Freq	Level	Line	Level	Factor	Loss	Factor	Factor	cm	deg	MHz	dBuV/m	dBuV/m	dB	dBuV	dB/m	dB	dB	dB	deg	1	5825.00	95.47	-----	-----	88.51	34.93	11.30	39.27	0.00	275	87	AVERAGE																																																																																
Limit	Read	Ant	Cable	Aux	APos	TPos	Remark																																																																																																																													
Freq	Level	Line	Level	Factor	Loss	Factor	Factor	cm	deg																																																																																																																											
MHz	dBuV/m	dBuV/m	dB	dBuV	dB/m	dB	dB	dB	deg																																																																																																																											
1	5825.00	95.47	-----	-----	88.51	34.93	11.30	39.27	0.00	275	87	AVERAGE																																																																																																																								



Mode	6																																																																									
	Harmonic																																																																									
	U-NII-3_5.725-5.85_802.11ac VHT20_CH165-5825MHz																																																																									
Pol.	Horizontal	Vertical																																																																								
Peak Avg	<table border="1"> <thead> <tr> <th>Limit</th> <th>Read</th> <th>Ant</th> <th>Cable</th> <th>Preamp</th> <th>Aux</th> <th>APos</th> <th>TPos</th> </tr> <tr> <th>Freq</th> <th>Level</th> <th>Line Margin</th> <th>Level Factor</th> <th>Loss Factor</th> <th>Factor</th> <th></th> <th>Remark</th> </tr> <tr> <th>MHz</th> <th>dBuV/m</th> <th>dBuV/m</th> <th>dB</th> <th>dBuV</th> <th>dB/m</th> <th>dB</th> <th>dB</th> </tr> </thead> <tbody> <tr> <td>1 11650.00</td> <td>44.63</td> <td>74.00</td> <td>-29.37</td> <td>56.31</td> <td>38.42</td> <td>16.46</td> <td>66.56</td> <td>0.00</td> <td>300</td> <td>0</td> <td>PEAK</td> </tr> </tbody> </table>	Limit	Read	Ant	Cable	Preamp	Aux	APos	TPos	Freq	Level	Line Margin	Level Factor	Loss Factor	Factor		Remark	MHz	dBuV/m	dBuV/m	dB	dBuV	dB/m	dB	dB	1 11650.00	44.63	74.00	-29.37	56.31	38.42	16.46	66.56	0.00	300	0	PEAK	<table border="1"> <thead> <tr> <th>Limit</th> <th>Read</th> <th>Ant</th> <th>Cable</th> <th>Preamp</th> <th>Aux</th> <th>APos</th> <th>TPos</th> </tr> <tr> <th>Freq</th> <th>Level</th> <th>Line Margin</th> <th>Level Factor</th> <th>Loss Factor</th> <th>Factor</th> <th></th> <th>Remark</th> </tr> <tr> <th>MHz</th> <th>dBuV/m</th> <th>dBuV/m</th> <th>dB</th> <th>dBuV</th> <th>dB/m</th> <th>dB</th> <th>dB</th> </tr> </thead> <tbody> <tr> <td>1 11650.00</td> <td>43.72</td> <td>74.00</td> <td>-30.28</td> <td>55.40</td> <td>38.42</td> <td>16.46</td> <td>66.56</td> <td>0.00</td> <td>100</td> <td>0</td> <td>PEAK</td> </tr> </tbody> </table>	Limit	Read	Ant	Cable	Preamp	Aux	APos	TPos	Freq	Level	Line Margin	Level Factor	Loss Factor	Factor		Remark	MHz	dBuV/m	dBuV/m	dB	dBuV	dB/m	dB	dB	1 11650.00	43.72	74.00	-30.28	55.40	38.42	16.46	66.56	0.00	100	0	PEAK
Limit	Read	Ant	Cable	Preamp	Aux	APos	TPos																																																																			
Freq	Level	Line Margin	Level Factor	Loss Factor	Factor		Remark																																																																			
MHz	dBuV/m	dBuV/m	dB	dBuV	dB/m	dB	dB																																																																			
1 11650.00	44.63	74.00	-29.37	56.31	38.42	16.46	66.56	0.00	300	0	PEAK																																																															
Limit	Read	Ant	Cable	Preamp	Aux	APos	TPos																																																																			
Freq	Level	Line Margin	Level Factor	Loss Factor	Factor		Remark																																																																			
MHz	dBuV/m	dBuV/m	dB	dBuV	dB/m	dB	dB																																																																			
1 11650.00	43.72	74.00	-30.28	55.40	38.42	16.46	66.56	0.00	100	0	PEAK																																																															

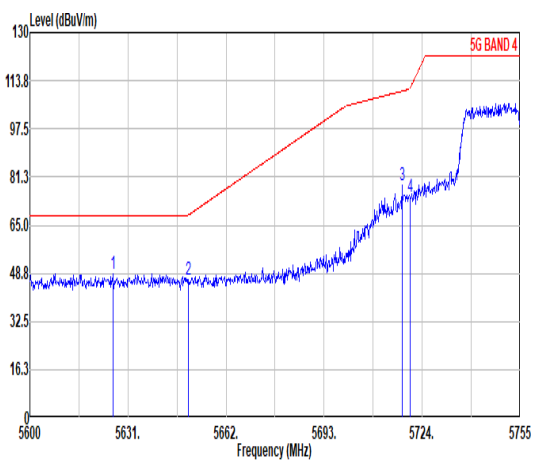
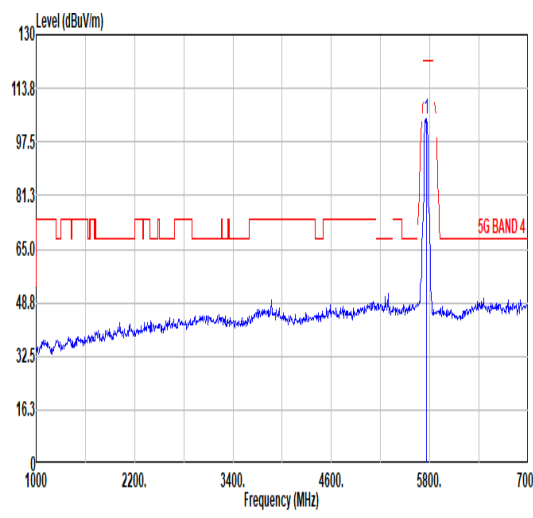
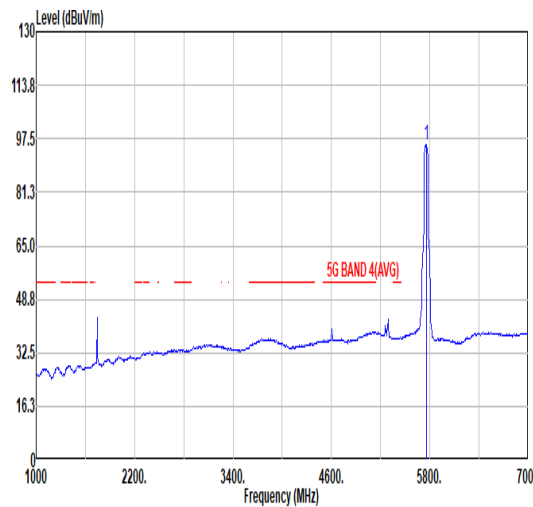


Mode		7																																																																																																																																						
		Band Edge - L																																																																																																																																						
		U-NII-3_5.725-5.85_802.11ac VHT40_CH151-5755MHz																																																																																																																																						
Pol.	Horizontal					Fundamental																																																																																																																																		
Peak																																																																																																																																								
	<table border="1"> <thead> <tr> <th>Limit</th> <th>Read</th> <th>Ant</th> <th>Cable</th> <th>Aux</th> <th>APos</th> <th>TPos</th> <th colspan="2">Remark</th> </tr> <tr> <th>Freq</th> <th>Level</th> <th>Line</th> <th>Margin</th> <th>Level</th> <th>Factor</th> <th>Loss</th> <th>Factor</th> <th>Factor</th> <th>cm</th> <th>deg</th> </tr> <tr> <th>MHz</th> <th>dBuV/m</th> <th>dBuV/m</th> <th>dB</th> <th>dBuV</th> <th>dB/m</th> <th>dB</th> <th>dB</th> <th>dB</th> <th>cm</th> <th>deg</th> </tr> </thead> <tbody> <tr> <td>1</td> <td>5635.96</td> <td>48.84</td> <td>68.30</td> <td>-19.46</td> <td>39.41</td> <td>34.51</td> <td>11.05</td> <td>36.13</td> <td>0.00</td> <td>100</td> <td>111</td> <td>PEAK</td> </tr> <tr> <td>2</td> <td>5650.22</td> <td>47.45</td> <td>68.46</td> <td>-21.01</td> <td>38.16</td> <td>34.50</td> <td>11.07</td> <td>36.28</td> <td>0.00</td> <td>100</td> <td>111</td> <td>PEAK</td> </tr> <tr> <td>3</td> <td>5704.78</td> <td>72.76</td> <td>106.64</td> <td>-33.88</td> <td>64.23</td> <td>34.63</td> <td>11.15</td> <td>37.25</td> <td>0.00</td> <td>100</td> <td>111</td> <td>PEAK</td> </tr> <tr> <td>4</td> <td>5728.75</td> <td>75.37</td> <td>112.60</td> <td>-37.23</td> <td>67.07</td> <td>34.67</td> <td>11.17</td> <td>37.54</td> <td>0.00</td> <td>100</td> <td>111</td> <td>PEAK</td> </tr> </tbody> </table>					Limit	Read	Ant	Cable	Aux	APos	TPos	Remark		Freq	Level	Line	Margin	Level	Factor	Loss	Factor	Factor	cm	deg	MHz	dBuV/m	dBuV/m	dB	dBuV	dB/m	dB	dB	dB	cm	deg	1	5635.96	48.84	68.30	-19.46	39.41	34.51	11.05	36.13	0.00	100	111	PEAK	2	5650.22	47.45	68.46	-21.01	38.16	34.50	11.07	36.28	0.00	100	111	PEAK	3	5704.78	72.76	106.64	-33.88	64.23	34.63	11.15	37.25	0.00	100	111	PEAK	4	5728.75	75.37	112.60	-37.23	67.07	34.67	11.17	37.54	0.00	100	111	PEAK	<table border="1"> <thead> <tr> <th>Limit</th> <th>Read</th> <th>Ant</th> <th>Cable</th> <th>Aux</th> <th>APos</th> <th>TPos</th> <th colspan="2">Remark</th> </tr> <tr> <th>Freq</th> <th>Level</th> <th>Line</th> <th>Margin</th> <th>Level</th> <th>Factor</th> <th>Loss</th> <th>Factor</th> <th>Factor</th> <th>cm</th> <th>deg</th> </tr> <tr> <th>MHz</th> <th>dBuV/m</th> <th>dBuV/m</th> <th>dB</th> <th>dBuV</th> <th>dB/m</th> <th>dB</th> <th>dB</th> <th>dB</th> <th>cm</th> <th>deg</th> </tr> </thead> <tbody> <tr> <td>1</td> <td>5755.00</td> <td>104.89</td> <td>-----</td> <td>-----</td> <td>97.02</td> <td>34.75</td> <td>11.21</td> <td>38.09</td> <td>0.00</td> <td>100</td> <td>111</td> <td>PEAK</td> </tr> </tbody> </table>					Limit	Read	Ant	Cable	Aux	APos	TPos	Remark		Freq	Level	Line	Margin	Level	Factor	Loss	Factor	Factor	cm	deg	MHz	dBuV/m	dBuV/m	dB	dBuV	dB/m	dB	dB	dB	cm	deg	1	5755.00	104.89	-----	-----	97.02	34.75	11.21	38.09	0.00	100	111
Limit	Read	Ant	Cable	Aux	APos	TPos	Remark																																																																																																																																	
Freq	Level	Line	Margin	Level	Factor	Loss	Factor	Factor	cm	deg																																																																																																																														
MHz	dBuV/m	dBuV/m	dB	dBuV	dB/m	dB	dB	dB	cm	deg																																																																																																																														
1	5635.96	48.84	68.30	-19.46	39.41	34.51	11.05	36.13	0.00	100	111	PEAK																																																																																																																												
2	5650.22	47.45	68.46	-21.01	38.16	34.50	11.07	36.28	0.00	100	111	PEAK																																																																																																																												
3	5704.78	72.76	106.64	-33.88	64.23	34.63	11.15	37.25	0.00	100	111	PEAK																																																																																																																												
4	5728.75	75.37	112.60	-37.23	67.07	34.67	11.17	37.54	0.00	100	111	PEAK																																																																																																																												
Limit	Read	Ant	Cable	Aux	APos	TPos	Remark																																																																																																																																	
Freq	Level	Line	Margin	Level	Factor	Loss	Factor	Factor	cm	deg																																																																																																																														
MHz	dBuV/m	dBuV/m	dB	dBuV	dB/m	dB	dB	dB	cm	deg																																																																																																																														
1	5755.00	104.89	-----	-----	97.02	34.75	11.21	38.09	0.00	100	111	PEAK																																																																																																																												
Avg	Blank																																																																																																																																							
						<table border="1"> <thead> <tr> <th>Limit</th> <th>Read</th> <th>Ant</th> <th>Cable</th> <th>Aux</th> <th>APos</th> <th>TPos</th> <th colspan="2">Remark</th> </tr> <tr> <th>Freq</th> <th>Level</th> <th>Line</th> <th>Margin</th> <th>Level</th> <th>Factor</th> <th>Loss</th> <th>Factor</th> <th>Factor</th> <th>cm</th> <th>deg</th> </tr> <tr> <th>MHz</th> <th>dBuV/m</th> <th>dBuV/m</th> <th>dB</th> <th>dBuV</th> <th>dB/m</th> <th>dB</th> <th>dB</th> <th>dB</th> <th>cm</th> <th>deg</th> </tr> </thead> <tbody> <tr> <td>1</td> <td>5755.00</td> <td>95.06</td> <td>-----</td> <td>-----</td> <td>87.19</td> <td>34.75</td> <td>11.21</td> <td>38.09</td> <td>0.00</td> <td>100</td> <td>111</td> <td>AVERAGE</td> </tr> </tbody> </table>					Limit	Read	Ant	Cable	Aux	APos	TPos	Remark		Freq	Level	Line	Margin	Level	Factor	Loss	Factor	Factor	cm	deg	MHz	dBuV/m	dBuV/m	dB	dBuV	dB/m	dB	dB	dB	cm	deg	1	5755.00	95.06	-----	-----	87.19	34.75	11.21	38.09	0.00	100	111	AVERAGE																																																																																		
Limit	Read	Ant	Cable	Aux	APos	TPos	Remark																																																																																																																																	
Freq	Level	Line	Margin	Level	Factor	Loss	Factor	Factor	cm	deg																																																																																																																														
MHz	dBuV/m	dBuV/m	dB	dBuV	dB/m	dB	dB	dB	cm	deg																																																																																																																														
1	5755.00	95.06	-----	-----	87.19	34.75	11.21	38.09	0.00	100	111	AVERAGE																																																																																																																												



Mode	7																																																																																				
	Band Edge - R																																																																																				
	U-NII-3_5.725-5.85_802.11ac VHT40_CH151-5755MHz																																																																																				
Pol.	Horizontal	Fundamental																																																																																			
Peak	<table border="1"> <thead> <tr> <th>Limit</th> <th>Read</th> <th>Ant</th> <th>Cable</th> <th>Preamp</th> <th>Aux</th> <th>APos</th> <th>TPos</th> <th colspan="2">Remark</th> </tr> <tr> <th>Freq</th> <th>Level</th> <th>Line</th> <th>Margin</th> <th>Level</th> <th>Factor</th> <th>Loss</th> <th>Factor</th> <th>Factor</th> <th></th> </tr> <tr> <th>MHz</th> <th>dBuV/m</th> <th>dBuV/m</th> <th>dB</th> <th>dBuV</th> <th>dB/m</th> <th>dB</th> <th>dB</th> <th>dB</th> <th>cm</th> <th>deg</th> </tr> </thead> <tbody> <tr> <td>1</td> <td>5854.84</td> <td>47.02</td> <td>111.26</td> <td>-64.24</td> <td>40.58</td> <td>35.02</td> <td>11.34</td> <td>39.92</td> <td>0.00</td> <td>100</td> <td>111</td> <td>PEAK</td> </tr> <tr> <td>2</td> <td>5873.56</td> <td>45.82</td> <td>105.70</td> <td>-59.88</td> <td>39.44</td> <td>35.05</td> <td>11.35</td> <td>40.02</td> <td>0.00</td> <td>100</td> <td>111</td> <td>PEAK</td> </tr> <tr> <td>3</td> <td>5924.85</td> <td>45.23</td> <td>68.41</td> <td>-23.18</td> <td>38.59</td> <td>35.13</td> <td>11.40</td> <td>39.09</td> <td>0.00</td> <td>100</td> <td>111</td> <td>PEAK</td> </tr> <tr> <td>4</td> <td>5943.37</td> <td>46.37</td> <td>68.30</td> <td>-21.93</td> <td>39.62</td> <td>35.17</td> <td>11.42</td> <td>39.84</td> <td>0.00</td> <td>100</td> <td>111</td> <td>PEAK</td> </tr> </tbody> </table>	Limit	Read	Ant	Cable	Preamp	Aux	APos	TPos	Remark		Freq	Level	Line	Margin	Level	Factor	Loss	Factor	Factor		MHz	dBuV/m	dBuV/m	dB	dBuV	dB/m	dB	dB	dB	cm	deg	1	5854.84	47.02	111.26	-64.24	40.58	35.02	11.34	39.92	0.00	100	111	PEAK	2	5873.56	45.82	105.70	-59.88	39.44	35.05	11.35	40.02	0.00	100	111	PEAK	3	5924.85	45.23	68.41	-23.18	38.59	35.13	11.40	39.09	0.00	100	111	PEAK	4	5943.37	46.37	68.30	-21.93	39.62	35.17	11.42	39.84	0.00	100	111	PEAK	Blank
Limit	Read	Ant	Cable	Preamp	Aux	APos	TPos	Remark																																																																													
Freq	Level	Line	Margin	Level	Factor	Loss	Factor	Factor																																																																													
MHz	dBuV/m	dBuV/m	dB	dBuV	dB/m	dB	dB	dB	cm	deg																																																																											
1	5854.84	47.02	111.26	-64.24	40.58	35.02	11.34	39.92	0.00	100	111	PEAK																																																																									
2	5873.56	45.82	105.70	-59.88	39.44	35.05	11.35	40.02	0.00	100	111	PEAK																																																																									
3	5924.85	45.23	68.41	-23.18	38.59	35.13	11.40	39.09	0.00	100	111	PEAK																																																																									
4	5943.37	46.37	68.30	-21.93	39.62	35.17	11.42	39.84	0.00	100	111	PEAK																																																																									



Mode		7																																																																																																																														
		Band Edge - L																																																																																																																														
		U-NII-3_5.725-5.85_802.11ac VHT40_CH151-5755MHz																																																																																																																														
Pol.	Vertical					Fundamental																																																																																																																										
Peak																																																																																																																																
	<table border="1"> <thead> <tr> <th>Limit</th> <th>Read</th> <th>Ant</th> <th>Cable</th> <th>Aux</th> <th>APos</th> <th>TPos</th> <th colspan="2">Remark</th> </tr> <tr> <th>Freq</th> <th>Level</th> <th>Line Margin</th> <th>Level</th> <th>Factor</th> <th>Loss Factor</th> <th>Factor</th> <th>cm</th> <th>deg</th> </tr> <tr> <th>MHz</th> <th>dBuV/m</th> <th>dBuV/m</th> <th>dB</th> <th>dBuV</th> <th>dB/m</th> <th>dB</th> <th>dB</th> <th>dB</th> </tr> </thead> <tbody> <tr> <td>1</td> <td>5626.20</td> <td>48.66</td> <td>68.30</td> <td>-19.64</td> <td>39.26</td> <td>34.51</td> <td>11.04</td> <td>36.15</td> <td>0.00</td> <td>283</td> <td>83</td> <td>PEAK</td> </tr> <tr> <td>2</td> <td>5650.07</td> <td>46.57</td> <td>68.35</td> <td>-21.78</td> <td>37.28</td> <td>34.50</td> <td>11.07</td> <td>36.28</td> <td>0.00</td> <td>283</td> <td>83</td> <td>PEAK</td> </tr> <tr> <td>3</td> <td>5717.65</td> <td>78.47</td> <td>110.24</td> <td>-31.77</td> <td>70.12</td> <td>34.66</td> <td>11.17</td> <td>37.48</td> <td>0.00</td> <td>283</td> <td>83</td> <td>PEAK</td> </tr> <tr> <td>4</td> <td>5720.13</td> <td>74.51</td> <td>111.19</td> <td>-36.68</td> <td>66.20</td> <td>34.67</td> <td>11.17</td> <td>37.53</td> <td>0.00</td> <td>283</td> <td>83</td> <td>PEAK</td> </tr> </tbody> </table>					Limit	Read	Ant	Cable	Aux	APos	TPos	Remark		Freq	Level	Line Margin	Level	Factor	Loss Factor	Factor	cm	deg	MHz	dBuV/m	dBuV/m	dB	dBuV	dB/m	dB	dB	dB	1	5626.20	48.66	68.30	-19.64	39.26	34.51	11.04	36.15	0.00	283	83	PEAK	2	5650.07	46.57	68.35	-21.78	37.28	34.50	11.07	36.28	0.00	283	83	PEAK	3	5717.65	78.47	110.24	-31.77	70.12	34.66	11.17	37.48	0.00	283	83	PEAK	4	5720.13	74.51	111.19	-36.68	66.20	34.67	11.17	37.53	0.00	283	83	PEAK	<table border="1"> <thead> <tr> <th>Limit</th> <th>Read</th> <th>Ant</th> <th>Cable</th> <th>Aux</th> <th>APos</th> <th>TPos</th> <th colspan="2">Remark</th> </tr> <tr> <th>Freq</th> <th>Level</th> <th>Line Margin</th> <th>Level</th> <th>Factor</th> <th>Loss Factor</th> <th>Factor</th> <th>cm</th> <th>deg</th> </tr> <tr> <th>MHz</th> <th>dBuV/m</th> <th>dBuV/m</th> <th>dB</th> <th>dBuV</th> <th>dB/m</th> <th>dB</th> <th>dB</th> <th>dB</th> </tr> </thead> <tbody> <tr> <td>1</td> <td>5755.00</td> <td>104.44</td> <td>-----</td> <td>-----</td> <td>96.74</td> <td>34.78</td> <td>11.23</td> <td>38.31</td> <td>0.00</td> <td>283</td> <td>83</td> <td>PEAK</td> </tr> </tbody> </table>					Limit	Read	Ant	Cable	Aux	APos	TPos	Remark		Freq	Level	Line Margin	Level	Factor	Loss Factor	Factor	cm	deg	MHz	dBuV/m	dBuV/m	dB	dBuV	dB/m	dB	dB	dB	1	5755.00	104.44	-----	-----	96.74	34.78	11.23	38.31	0.00	283	83
Limit	Read	Ant	Cable	Aux	APos	TPos	Remark																																																																																																																									
Freq	Level	Line Margin	Level	Factor	Loss Factor	Factor	cm	deg																																																																																																																								
MHz	dBuV/m	dBuV/m	dB	dBuV	dB/m	dB	dB	dB																																																																																																																								
1	5626.20	48.66	68.30	-19.64	39.26	34.51	11.04	36.15	0.00	283	83	PEAK																																																																																																																				
2	5650.07	46.57	68.35	-21.78	37.28	34.50	11.07	36.28	0.00	283	83	PEAK																																																																																																																				
3	5717.65	78.47	110.24	-31.77	70.12	34.66	11.17	37.48	0.00	283	83	PEAK																																																																																																																				
4	5720.13	74.51	111.19	-36.68	66.20	34.67	11.17	37.53	0.00	283	83	PEAK																																																																																																																				
Limit	Read	Ant	Cable	Aux	APos	TPos	Remark																																																																																																																									
Freq	Level	Line Margin	Level	Factor	Loss Factor	Factor	cm	deg																																																																																																																								
MHz	dBuV/m	dBuV/m	dB	dBuV	dB/m	dB	dB	dB																																																																																																																								
1	5755.00	104.44	-----	-----	96.74	34.78	11.23	38.31	0.00	283	83	PEAK																																																																																																																				
Avg	Blank																																																																																																																															
						<table border="1"> <thead> <tr> <th>Limit</th> <th>Read</th> <th>Ant</th> <th>Cable</th> <th>Aux</th> <th>APos</th> <th>TPos</th> <th colspan="2">Remark</th> </tr> <tr> <th>Freq</th> <th>Level</th> <th>Line Margin</th> <th>Level</th> <th>Factor</th> <th>Loss Factor</th> <th>Factor</th> <th>cm</th> <th>deg</th> </tr> <tr> <th>MHz</th> <th>dBuV/m</th> <th>dBuV/m</th> <th>dB</th> <th>dBuV</th> <th>dB/m</th> <th>dB</th> <th>dB</th> <th>dB</th> </tr> </thead> <tbody> <tr> <td>1</td> <td>5755.00</td> <td>95.85</td> <td>-----</td> <td>-----</td> <td>88.06</td> <td>34.77</td> <td>11.22</td> <td>38.20</td> <td>0.00</td> <td>283</td> <td>83</td> <td>AVERAGE</td> </tr> </tbody> </table>					Limit	Read	Ant	Cable	Aux	APos	TPos	Remark		Freq	Level	Line Margin	Level	Factor	Loss Factor	Factor	cm	deg	MHz	dBuV/m	dBuV/m	dB	dBuV	dB/m	dB	dB	dB	1	5755.00	95.85	-----	-----	88.06	34.77	11.22	38.20	0.00	283	83	AVERAGE																																																																														
Limit	Read	Ant	Cable	Aux	APos	TPos	Remark																																																																																																																									
Freq	Level	Line Margin	Level	Factor	Loss Factor	Factor	cm	deg																																																																																																																								
MHz	dBuV/m	dBuV/m	dB	dBuV	dB/m	dB	dB	dB																																																																																																																								
1	5755.00	95.85	-----	-----	88.06	34.77	11.22	38.20	0.00	283	83	AVERAGE																																																																																																																				



Mode	7																																																																																
	Band Edge - R																																																																																
	U-NII-3_5.725-5.85_802.11ac VHT40_CH151-5755MHz																																																																																
Pol.	Vertical	Fundamental																																																																															
Peak	<table border="1"> <thead> <tr> <th>Limit</th> <th>Read</th> <th>Ant</th> <th>Cable</th> <th>Preamp</th> <th>Aux</th> <th>APos</th> <th>TPos</th> <th>Remark</th> </tr> <tr> <th>Freq</th> <th>Level</th> <th>Line</th> <th>Margin</th> <th>Level</th> <th>Factor</th> <th>Loss</th> <th>Factor</th> <th>Factor</th> <th>cm</th> <th>deg</th> </tr> <tr> <th>MHz</th> <th>dBuV/m</th> <th>dBuV/m</th> <th>dB</th> <th>dBuV</th> <th>dB/m</th> <th>dB</th> <th>dB</th> <th>dB</th> <th>cm</th> <th>deg</th> </tr> </thead> <tbody> <tr> <td>1 5854.45</td> <td>46.82</td> <td>112.15</td> <td>-65.33</td> <td>40.39</td> <td>35.02</td> <td>11.33</td> <td>39.92</td> <td>0.00</td> <td>283</td> <td>83</td> <td>PEAK</td> </tr> <tr> <td>2 5874.54</td> <td>45.18</td> <td>105.43</td> <td>-60.25</td> <td>38.80</td> <td>35.05</td> <td>11.35</td> <td>40.02</td> <td>0.00</td> <td>283</td> <td>83</td> <td>PEAK</td> </tr> <tr> <td>3 5924.46</td> <td>46.58</td> <td>68.70</td> <td>-22.12</td> <td>39.94</td> <td>35.13</td> <td>11.40</td> <td>39.89</td> <td>0.00</td> <td>283</td> <td>83</td> <td>PEAK</td> </tr> <tr> <td>4 5927.77</td> <td>46.55</td> <td>68.30</td> <td>-21.75</td> <td>39.89</td> <td>35.14</td> <td>11.40</td> <td>39.88</td> <td>0.00</td> <td>283</td> <td>83</td> <td>PEAK</td> </tr> </tbody> </table>	Limit	Read	Ant	Cable	Preamp	Aux	APos	TPos	Remark	Freq	Level	Line	Margin	Level	Factor	Loss	Factor	Factor	cm	deg	MHz	dBuV/m	dBuV/m	dB	dBuV	dB/m	dB	dB	dB	cm	deg	1 5854.45	46.82	112.15	-65.33	40.39	35.02	11.33	39.92	0.00	283	83	PEAK	2 5874.54	45.18	105.43	-60.25	38.80	35.05	11.35	40.02	0.00	283	83	PEAK	3 5924.46	46.58	68.70	-22.12	39.94	35.13	11.40	39.89	0.00	283	83	PEAK	4 5927.77	46.55	68.30	-21.75	39.89	35.14	11.40	39.88	0.00	283	83	PEAK	Blank
Limit	Read	Ant	Cable	Preamp	Aux	APos	TPos	Remark																																																																									
Freq	Level	Line	Margin	Level	Factor	Loss	Factor	Factor	cm	deg																																																																							
MHz	dBuV/m	dBuV/m	dB	dBuV	dB/m	dB	dB	dB	cm	deg																																																																							
1 5854.45	46.82	112.15	-65.33	40.39	35.02	11.33	39.92	0.00	283	83	PEAK																																																																						
2 5874.54	45.18	105.43	-60.25	38.80	35.05	11.35	40.02	0.00	283	83	PEAK																																																																						
3 5924.46	46.58	68.70	-22.12	39.94	35.13	11.40	39.89	0.00	283	83	PEAK																																																																						
4 5927.77	46.55	68.30	-21.75	39.89	35.14	11.40	39.88	0.00	283	83	PEAK																																																																						



Mode	7																																																																									
	Harmonic																																																																									
	U-NII-3_5.725-5.85_802.11ac VHT40_CH151-5755MHz																																																																									
Pol.	Horizontal	Vertical																																																																								
Peak Avg	<table border="1"> <thead> <tr> <th>Limit</th> <th>Read</th> <th>Ant</th> <th>Cable</th> <th>Preamp</th> <th>Aux</th> <th>APos</th> <th>TPos</th> </tr> <tr> <th>Freq</th> <th>Level</th> <th>Line Margin</th> <th>Level Factor</th> <th>Loss Factor</th> <th>Factor</th> <th></th> <th>Remark</th> </tr> <tr> <th>MHz</th> <th>dBuV/m</th> <th>dBuV/m</th> <th>dB</th> <th>dBuV</th> <th>dB/m</th> <th>dB</th> <th>dB</th> </tr> </thead> <tbody> <tr> <td>1 11510.00</td> <td>43.22</td> <td>74.00</td> <td>-30.78</td> <td>55.27</td> <td>38.31</td> <td>16.37</td> <td>66.73</td> <td>0.00</td> <td>300</td> <td>0</td> <td>PEAK</td> </tr> </tbody> </table>	Limit	Read	Ant	Cable	Preamp	Aux	APos	TPos	Freq	Level	Line Margin	Level Factor	Loss Factor	Factor		Remark	MHz	dBuV/m	dBuV/m	dB	dBuV	dB/m	dB	dB	1 11510.00	43.22	74.00	-30.78	55.27	38.31	16.37	66.73	0.00	300	0	PEAK	<table border="1"> <thead> <tr> <th>Limit</th> <th>Read</th> <th>Ant</th> <th>Cable</th> <th>Preamp</th> <th>Aux</th> <th>APos</th> <th>TPos</th> </tr> <tr> <th>Freq</th> <th>Level</th> <th>Line Margin</th> <th>Level Factor</th> <th>Loss Factor</th> <th>Factor</th> <th></th> <th>Remark</th> </tr> <tr> <th>MHz</th> <th>dBuV/m</th> <th>dBuV/m</th> <th>dB</th> <th>dBuV</th> <th>dB/m</th> <th>dB</th> <th>dB</th> </tr> </thead> <tbody> <tr> <td>1 11510.00</td> <td>42.83</td> <td>74.00</td> <td>-31.17</td> <td>54.88</td> <td>38.31</td> <td>16.37</td> <td>66.73</td> <td>0.00</td> <td>100</td> <td>0</td> <td>PEAK</td> </tr> </tbody> </table>	Limit	Read	Ant	Cable	Preamp	Aux	APos	TPos	Freq	Level	Line Margin	Level Factor	Loss Factor	Factor		Remark	MHz	dBuV/m	dBuV/m	dB	dBuV	dB/m	dB	dB	1 11510.00	42.83	74.00	-31.17	54.88	38.31	16.37	66.73	0.00	100	0	PEAK
Limit	Read	Ant	Cable	Preamp	Aux	APos	TPos																																																																			
Freq	Level	Line Margin	Level Factor	Loss Factor	Factor		Remark																																																																			
MHz	dBuV/m	dBuV/m	dB	dBuV	dB/m	dB	dB																																																																			
1 11510.00	43.22	74.00	-30.78	55.27	38.31	16.37	66.73	0.00	300	0	PEAK																																																															
Limit	Read	Ant	Cable	Preamp	Aux	APos	TPos																																																																			
Freq	Level	Line Margin	Level Factor	Loss Factor	Factor		Remark																																																																			
MHz	dBuV/m	dBuV/m	dB	dBuV	dB/m	dB	dB																																																																			
1 11510.00	42.83	74.00	-31.17	54.88	38.31	16.37	66.73	0.00	100	0	PEAK																																																															



Mode		8																																																																																																																														
		Band Edge - L																																																																																																																														
		U-NII-3_5.725-5.85_802.11ac VHT40_CH159-5795MHz																																																																																																																														
Pol.	Horizontal					Fundamental																																																																																																																										
Peak																																																																																																																																
	<table border="1"> <thead> <tr> <th>Limit</th> <th>Read</th> <th>Ant</th> <th>Cable Preamp</th> <th>Aux</th> <th>APos</th> <th>TPos</th> <th colspan="2">Remark</th> </tr> <tr> <th>Freq</th> <th>Level</th> <th>Line Margin</th> <th>Level Factor</th> <th>Loss Factor</th> <th>Factor</th> <th>Factor</th> <th>cm</th> <th>deg</th> </tr> <tr> <th>MHz</th> <th>dBuV/m</th> <th>dBuV/m</th> <th>dB</th> <th>dBuV</th> <th>dB/m</th> <th>dB</th> <th>dB</th> <th>dB</th> </tr> </thead> <tbody> <tr> <td>1</td> <td>5637.05</td> <td>48.48</td> <td>68.30</td> <td>-19.82</td> <td>39.05</td> <td>34.51</td> <td>11.05</td> <td>36.13</td> <td>0.00</td> <td>100</td> <td>115</td> <td>PEAK</td> </tr> <tr> <td>2</td> <td>5650.51</td> <td>48.97</td> <td>68.68</td> <td>-19.71</td> <td>39.69</td> <td>34.50</td> <td>11.07</td> <td>36.29</td> <td>0.00</td> <td>100</td> <td>115</td> <td>PEAK</td> </tr> <tr> <td>3</td> <td>5700.82</td> <td>48.18</td> <td>105.53</td> <td>-57.35</td> <td>39.61</td> <td>34.61</td> <td>11.14</td> <td>37.18</td> <td>0.00</td> <td>100</td> <td>115</td> <td>PEAK</td> </tr> <tr> <td>4</td> <td>5728.32</td> <td>51.16</td> <td>111.62</td> <td>-60.46</td> <td>42.85</td> <td>34.67</td> <td>11.17</td> <td>37.53</td> <td>0.00</td> <td>100</td> <td>115</td> <td>PEAK</td> </tr> </tbody> </table>					Limit	Read	Ant	Cable Preamp	Aux	APos	TPos	Remark		Freq	Level	Line Margin	Level Factor	Loss Factor	Factor	Factor	cm	deg	MHz	dBuV/m	dBuV/m	dB	dBuV	dB/m	dB	dB	dB	1	5637.05	48.48	68.30	-19.82	39.05	34.51	11.05	36.13	0.00	100	115	PEAK	2	5650.51	48.97	68.68	-19.71	39.69	34.50	11.07	36.29	0.00	100	115	PEAK	3	5700.82	48.18	105.53	-57.35	39.61	34.61	11.14	37.18	0.00	100	115	PEAK	4	5728.32	51.16	111.62	-60.46	42.85	34.67	11.17	37.53	0.00	100	115	PEAK	<table border="1"> <thead> <tr> <th>Limit</th> <th>Read</th> <th>Ant</th> <th>Cable Preamp</th> <th>Aux</th> <th>APos</th> <th>TPos</th> <th colspan="2">Remark</th> </tr> <tr> <th>Freq</th> <th>Level</th> <th>Line Margin</th> <th>Level Factor</th> <th>Loss Factor</th> <th>Factor</th> <th>Factor</th> <th>cm</th> <th>deg</th> </tr> <tr> <th>MHz</th> <th>dBuV/m</th> <th>dBuV/m</th> <th>dB</th> <th>dBuV</th> <th>dB/m</th> <th>dB</th> <th>dB</th> <th>dB</th> </tr> </thead> <tbody> <tr> <td>1</td> <td>5795.00</td> <td>103.96</td> <td>-----</td> <td>-----</td> <td>96.50</td> <td>34.83</td> <td>11.26</td> <td>38.63</td> <td>0.00</td> <td>100</td> <td>115</td> <td>PEAK</td> </tr> </tbody> </table>					Limit	Read	Ant	Cable Preamp	Aux	APos	TPos	Remark		Freq	Level	Line Margin	Level Factor	Loss Factor	Factor	Factor	cm	deg	MHz	dBuV/m	dBuV/m	dB	dBuV	dB/m	dB	dB	dB	1	5795.00	103.96	-----	-----	96.50	34.83	11.26	38.63	0.00	100	115
Limit	Read	Ant	Cable Preamp	Aux	APos	TPos	Remark																																																																																																																									
Freq	Level	Line Margin	Level Factor	Loss Factor	Factor	Factor	cm	deg																																																																																																																								
MHz	dBuV/m	dBuV/m	dB	dBuV	dB/m	dB	dB	dB																																																																																																																								
1	5637.05	48.48	68.30	-19.82	39.05	34.51	11.05	36.13	0.00	100	115	PEAK																																																																																																																				
2	5650.51	48.97	68.68	-19.71	39.69	34.50	11.07	36.29	0.00	100	115	PEAK																																																																																																																				
3	5700.82	48.18	105.53	-57.35	39.61	34.61	11.14	37.18	0.00	100	115	PEAK																																																																																																																				
4	5728.32	51.16	111.62	-60.46	42.85	34.67	11.17	37.53	0.00	100	115	PEAK																																																																																																																				
Limit	Read	Ant	Cable Preamp	Aux	APos	TPos	Remark																																																																																																																									
Freq	Level	Line Margin	Level Factor	Loss Factor	Factor	Factor	cm	deg																																																																																																																								
MHz	dBuV/m	dBuV/m	dB	dBuV	dB/m	dB	dB	dB																																																																																																																								
1	5795.00	103.96	-----	-----	96.50	34.83	11.26	38.63	0.00	100	115	PEAK																																																																																																																				
Avg	Blank																																																																																																																															
						<table border="1"> <thead> <tr> <th>Limit</th> <th>Read</th> <th>Ant</th> <th>Cable Preamp</th> <th>Aux</th> <th>APos</th> <th>TPos</th> <th colspan="2">Remark</th> </tr> <tr> <th>Freq</th> <th>Level</th> <th>Line Margin</th> <th>Level Factor</th> <th>Loss Factor</th> <th>Factor</th> <th>Factor</th> <th>cm</th> <th>deg</th> </tr> <tr> <th>MHz</th> <th>dBuV/m</th> <th>dBuV/m</th> <th>dB</th> <th>dBuV</th> <th>dB/m</th> <th>dB</th> <th>dB</th> <th>dB</th> </tr> </thead> <tbody> <tr> <td>1</td> <td>5795.00</td> <td>95.08</td> <td>-----</td> <td>-----</td> <td>87.70</td> <td>34.85</td> <td>11.26</td> <td>38.73</td> <td>0.00</td> <td>100</td> <td>115</td> <td>AVERAGE</td> </tr> </tbody> </table>					Limit	Read	Ant	Cable Preamp	Aux	APos	TPos	Remark		Freq	Level	Line Margin	Level Factor	Loss Factor	Factor	Factor	cm	deg	MHz	dBuV/m	dBuV/m	dB	dBuV	dB/m	dB	dB	dB	1	5795.00	95.08	-----	-----	87.70	34.85	11.26	38.73	0.00	100	115	AVERAGE																																																																														
Limit	Read	Ant	Cable Preamp	Aux	APos	TPos	Remark																																																																																																																									
Freq	Level	Line Margin	Level Factor	Loss Factor	Factor	Factor	cm	deg																																																																																																																								
MHz	dBuV/m	dBuV/m	dB	dBuV	dB/m	dB	dB	dB																																																																																																																								
1	5795.00	95.08	-----	-----	87.70	34.85	11.26	38.73	0.00	100	115	AVERAGE																																																																																																																				





Mode	8																																																																									
	Band Edge - R																																																																									
	U-NII-3_5.725-5.85_802.11ac VHT40_CH159-5795MHz																																																																									
Pol.	Horizontal	Fundamental																																																																								
Peak	<table border="1"> <thead> <tr> <th>Limit</th> <th>Read</th> <th>Ant</th> <th>Cable</th> <th>Preamp</th> <th>Aux</th> <th>APos</th> <th>TPos</th> <th>Remark</th> </tr> <tr> <th>Freq</th> <th>Level</th> <th>Line</th> <th>Margin</th> <th>Level</th> <th>Factor</th> <th>Loss</th> <th>Factor</th> <th>Factor</th> <th>cm</th> <th>deg</th> </tr> </thead> <tbody> <tr> <td>1</td> <td>5854.83</td> <td>50.01</td> <td>111.29</td> <td>-61.28</td> <td>43.57</td> <td>35.02</td> <td>11.34</td> <td>39.92</td> <td>0.00</td> <td>100</td> <td>115</td> <td>PEAK</td> </tr> <tr> <td>2</td> <td>5868.63</td> <td>48.86</td> <td>107.08</td> <td>-58.22</td> <td>42.50</td> <td>35.04</td> <td>11.35</td> <td>40.03</td> <td>0.00</td> <td>100</td> <td>115</td> <td>PEAK</td> </tr> <tr> <td>3</td> <td>5924.89</td> <td>45.08</td> <td>68.30</td> <td>-23.30</td> <td>38.44</td> <td>35.13</td> <td>11.40</td> <td>39.09</td> <td>0.00</td> <td>100</td> <td>115</td> <td>PEAK</td> </tr> <tr> <td>4</td> <td>5941.01</td> <td>46.64</td> <td>68.30</td> <td>-21.66</td> <td>39.91</td> <td>35.16</td> <td>11.42</td> <td>39.85</td> <td>0.00</td> <td>100</td> <td>115</td> <td>PEAK</td> </tr> </tbody> </table>	Limit	Read	Ant	Cable	Preamp	Aux	APos	TPos	Remark	Freq	Level	Line	Margin	Level	Factor	Loss	Factor	Factor	cm	deg	1	5854.83	50.01	111.29	-61.28	43.57	35.02	11.34	39.92	0.00	100	115	PEAK	2	5868.63	48.86	107.08	-58.22	42.50	35.04	11.35	40.03	0.00	100	115	PEAK	3	5924.89	45.08	68.30	-23.30	38.44	35.13	11.40	39.09	0.00	100	115	PEAK	4	5941.01	46.64	68.30	-21.66	39.91	35.16	11.42	39.85	0.00	100	115	PEAK	Blank
Limit	Read	Ant	Cable	Preamp	Aux	APos	TPos	Remark																																																																		
Freq	Level	Line	Margin	Level	Factor	Loss	Factor	Factor	cm	deg																																																																
1	5854.83	50.01	111.29	-61.28	43.57	35.02	11.34	39.92	0.00	100	115	PEAK																																																														
2	5868.63	48.86	107.08	-58.22	42.50	35.04	11.35	40.03	0.00	100	115	PEAK																																																														
3	5924.89	45.08	68.30	-23.30	38.44	35.13	11.40	39.09	0.00	100	115	PEAK																																																														
4	5941.01	46.64	68.30	-21.66	39.91	35.16	11.42	39.85	0.00	100	115	PEAK																																																														



Mode		8																																																																																																																														
		Band Edge - L																																																																																																																														
		U-NII-3_5.725-5.85_802.11ac VHT40_CH159-5795MHz																																																																																																																														
Pol.	Vertical					Fundamental																																																																																																																										
Peak																																																																																																																																
	<table border="1"> <thead> <tr> <th>Limit</th> <th>Read</th> <th>Ant</th> <th>Cable Preamp</th> <th>Aux</th> <th>APos</th> <th>TPos</th> <th colspan="2">Remark</th> </tr> <tr> <th>Freq</th> <th>Level</th> <th>Line Margin</th> <th>Level Factor</th> <th>Loss Factor</th> <th>Factor</th> <th>Factor</th> <th>cm</th> <th>deg</th> </tr> <tr> <th>MHz</th> <th>dBuV/m</th> <th>dBuV/m</th> <th>dB</th> <th>dBuV</th> <th>dB/m</th> <th>dB</th> <th>dB</th> <th>dB</th> </tr> </thead> <tbody> <tr> <td>1</td> <td>5625.74</td> <td>49.39</td> <td>68.30</td> <td>-18.91</td> <td>39.99</td> <td>34.51</td> <td>11.04</td> <td>36.15</td> <td>0.00</td> <td>307</td> <td>83</td> <td>PEAK</td> </tr> <tr> <td>2</td> <td>5650.90</td> <td>47.18</td> <td>68.97</td> <td>-21.79</td> <td>37.91</td> <td>34.50</td> <td>11.07</td> <td>36.30</td> <td>0.00</td> <td>307</td> <td>83</td> <td>PEAK</td> </tr> <tr> <td>3</td> <td>5700.43</td> <td>47.77</td> <td>105.42</td> <td>-57.65</td> <td>39.20</td> <td>34.61</td> <td>11.14</td> <td>37.18</td> <td>0.00</td> <td>307</td> <td>83</td> <td>PEAK</td> </tr> <tr> <td>4</td> <td>5720.12</td> <td>47.97</td> <td>111.17</td> <td>-63.20</td> <td>39.66</td> <td>34.67</td> <td>11.17</td> <td>37.53</td> <td>0.00</td> <td>307</td> <td>83</td> <td>PEAK</td> </tr> </tbody> </table>					Limit	Read	Ant	Cable Preamp	Aux	APos	TPos	Remark		Freq	Level	Line Margin	Level Factor	Loss Factor	Factor	Factor	cm	deg	MHz	dBuV/m	dBuV/m	dB	dBuV	dB/m	dB	dB	dB	1	5625.74	49.39	68.30	-18.91	39.99	34.51	11.04	36.15	0.00	307	83	PEAK	2	5650.90	47.18	68.97	-21.79	37.91	34.50	11.07	36.30	0.00	307	83	PEAK	3	5700.43	47.77	105.42	-57.65	39.20	34.61	11.14	37.18	0.00	307	83	PEAK	4	5720.12	47.97	111.17	-63.20	39.66	34.67	11.17	37.53	0.00	307	83	PEAK	<table border="1"> <thead> <tr> <th>Limit</th> <th>Read</th> <th>Ant</th> <th>Cable Preamp</th> <th>Aux</th> <th>APos</th> <th>TPos</th> <th colspan="2">Remark</th> </tr> <tr> <th>Freq</th> <th>Level</th> <th>Line Margin</th> <th>Level Factor</th> <th>Loss Factor</th> <th>Factor</th> <th>Factor</th> <th>cm</th> <th>deg</th> </tr> <tr> <th>MHz</th> <th>dBuV/m</th> <th>dBuV/m</th> <th>dB</th> <th>dBuV</th> <th>dB/m</th> <th>dB</th> <th>dB</th> <th>dB</th> </tr> </thead> <tbody> <tr> <td>1</td> <td>5795.00</td> <td>103.47</td> <td>-----</td> <td>-----</td> <td>96.09</td> <td>34.85</td> <td>11.26</td> <td>38.73</td> <td>0.00</td> <td>307</td> <td>83</td> <td>PEAK</td> </tr> </tbody> </table>					Limit	Read	Ant	Cable Preamp	Aux	APos	TPos	Remark		Freq	Level	Line Margin	Level Factor	Loss Factor	Factor	Factor	cm	deg	MHz	dBuV/m	dBuV/m	dB	dBuV	dB/m	dB	dB	dB	1	5795.00	103.47	-----	-----	96.09	34.85	11.26	38.73	0.00	307	83
Limit	Read	Ant	Cable Preamp	Aux	APos	TPos	Remark																																																																																																																									
Freq	Level	Line Margin	Level Factor	Loss Factor	Factor	Factor	cm	deg																																																																																																																								
MHz	dBuV/m	dBuV/m	dB	dBuV	dB/m	dB	dB	dB																																																																																																																								
1	5625.74	49.39	68.30	-18.91	39.99	34.51	11.04	36.15	0.00	307	83	PEAK																																																																																																																				
2	5650.90	47.18	68.97	-21.79	37.91	34.50	11.07	36.30	0.00	307	83	PEAK																																																																																																																				
3	5700.43	47.77	105.42	-57.65	39.20	34.61	11.14	37.18	0.00	307	83	PEAK																																																																																																																				
4	5720.12	47.97	111.17	-63.20	39.66	34.67	11.17	37.53	0.00	307	83	PEAK																																																																																																																				
Limit	Read	Ant	Cable Preamp	Aux	APos	TPos	Remark																																																																																																																									
Freq	Level	Line Margin	Level Factor	Loss Factor	Factor	Factor	cm	deg																																																																																																																								
MHz	dBuV/m	dBuV/m	dB	dBuV	dB/m	dB	dB	dB																																																																																																																								
1	5795.00	103.47	-----	-----	96.09	34.85	11.26	38.73	0.00	307	83	PEAK																																																																																																																				
Avg	Blank																																																																																																																															
						<table border="1"> <thead> <tr> <th>Limit</th> <th>Read</th> <th>Ant</th> <th>Cable Preamp</th> <th>Aux</th> <th>APos</th> <th>TPos</th> <th colspan="2">Remark</th> </tr> <tr> <th>Freq</th> <th>Level</th> <th>Line Margin</th> <th>Level Factor</th> <th>Loss Factor</th> <th>Factor</th> <th>Factor</th> <th>cm</th> <th>deg</th> </tr> <tr> <th>MHz</th> <th>dBuV/m</th> <th>dBuV/m</th> <th>dB</th> <th>dBuV</th> <th>dB/m</th> <th>dB</th> <th>dB</th> <th>dB</th> </tr> </thead> <tbody> <tr> <td>1</td> <td>5795.00</td> <td>94.32</td> <td>-----</td> <td>-----</td> <td>87.03</td> <td>34.86</td> <td>11.27</td> <td>38.84</td> <td>0.00</td> <td>307</td> <td>83</td> <td>AVERAGE</td> </tr> </tbody> </table>					Limit	Read	Ant	Cable Preamp	Aux	APos	TPos	Remark		Freq	Level	Line Margin	Level Factor	Loss Factor	Factor	Factor	cm	deg	MHz	dBuV/m	dBuV/m	dB	dBuV	dB/m	dB	dB	dB	1	5795.00	94.32	-----	-----	87.03	34.86	11.27	38.84	0.00	307	83	AVERAGE																																																																														
Limit	Read	Ant	Cable Preamp	Aux	APos	TPos	Remark																																																																																																																									
Freq	Level	Line Margin	Level Factor	Loss Factor	Factor	Factor	cm	deg																																																																																																																								
MHz	dBuV/m	dBuV/m	dB	dBuV	dB/m	dB	dB	dB																																																																																																																								
1	5795.00	94.32	-----	-----	87.03	34.86	11.27	38.84	0.00	307	83	AVERAGE																																																																																																																				



Mode	8																																																																									
	Band Edge - R																																																																									
	U-NII-3_5.725-5.85_802.11ac VHT40_CH159-5795MHz																																																																									
Pol.	Vertical	Fundamental																																																																								
Peak	<table border="1"> <thead> <tr> <th>Limit</th> <th>Read</th> <th>Ant</th> <th>Cable</th> <th>Preamp</th> <th>Aux</th> <th>APos</th> <th>TPos</th> <th>Remark</th> </tr> <tr> <th>Freq</th> <th>Level</th> <th>Line</th> <th>Margin</th> <th>Level</th> <th>Factor</th> <th>Loss</th> <th>Factor</th> <th>Factor</th> <th>cm</th> <th>deg</th> </tr> </thead> <tbody> <tr> <td>1</td> <td>5854.83</td> <td>48.95</td> <td>111.29</td> <td>-62.34</td> <td>42.51</td> <td>35.02</td> <td>11.34</td> <td>39.92</td> <td>0.00</td> <td>307</td> <td>83</td> <td>PEAK</td> </tr> <tr> <td>2</td> <td>5856.07</td> <td>52.20</td> <td>110.60</td> <td>-58.40</td> <td>45.78</td> <td>35.02</td> <td>11.34</td> <td>39.94</td> <td>0.00</td> <td>307</td> <td>83</td> <td>PEAK</td> </tr> <tr> <td>3</td> <td>5924.89</td> <td>45.35</td> <td>68.30</td> <td>-23.03</td> <td>38.71</td> <td>35.13</td> <td>11.40</td> <td>39.09</td> <td>0.00</td> <td>307</td> <td>83</td> <td>PEAK</td> </tr> <tr> <td>4</td> <td>5949.07</td> <td>46.73</td> <td>68.30</td> <td>-21.57</td> <td>39.97</td> <td>35.17</td> <td>11.42</td> <td>39.83</td> <td>0.00</td> <td>307</td> <td>83</td> <td>PEAK</td> </tr> </tbody> </table>	Limit	Read	Ant	Cable	Preamp	Aux	APos	TPos	Remark	Freq	Level	Line	Margin	Level	Factor	Loss	Factor	Factor	cm	deg	1	5854.83	48.95	111.29	-62.34	42.51	35.02	11.34	39.92	0.00	307	83	PEAK	2	5856.07	52.20	110.60	-58.40	45.78	35.02	11.34	39.94	0.00	307	83	PEAK	3	5924.89	45.35	68.30	-23.03	38.71	35.13	11.40	39.09	0.00	307	83	PEAK	4	5949.07	46.73	68.30	-21.57	39.97	35.17	11.42	39.83	0.00	307	83	PEAK	Blank
Limit	Read	Ant	Cable	Preamp	Aux	APos	TPos	Remark																																																																		
Freq	Level	Line	Margin	Level	Factor	Loss	Factor	Factor	cm	deg																																																																
1	5854.83	48.95	111.29	-62.34	42.51	35.02	11.34	39.92	0.00	307	83	PEAK																																																														
2	5856.07	52.20	110.60	-58.40	45.78	35.02	11.34	39.94	0.00	307	83	PEAK																																																														
3	5924.89	45.35	68.30	-23.03	38.71	35.13	11.40	39.09	0.00	307	83	PEAK																																																														
4	5949.07	46.73	68.30	-21.57	39.97	35.17	11.42	39.83	0.00	307	83	PEAK																																																														



Mode	8																																																																											
	Harmonic																																																																											
	U-NII-3_5.725-5.85_802.11ac VHT40_CH159-5795MHz																																																																											
Pol.	Horizontal	Vertical																																																																										
Peak Avg	<table border="1"> <thead> <tr> <th>Limit</th> <th>Read</th> <th>Ant</th> <th>Cable</th> <th>Preamp</th> <th>Aux</th> <th>APos</th> <th>TPos</th> </tr> <tr> <th>Freq</th> <th>Level</th> <th>Line Margin</th> <th>Level Factor</th> <th>Loss Factor</th> <th>Factor</th> <th></th> <th>Remark</th> </tr> <tr> <th>MHz</th> <th>dBuV/m</th> <th>dBuV/m</th> <th>dB</th> <th>dBuV</th> <th>dB/m</th> <th>dB</th> <th>dB</th> <th>cm</th> <th>deg</th> </tr> </thead> <tbody> <tr> <td>1 11590.00</td> <td>42.72</td> <td>74.00</td> <td>-31.28</td> <td>54.56</td> <td>38.37</td> <td>16.42</td> <td>66.63</td> <td>0.00</td> <td>300</td> <td>0 PEAK</td> </tr> </tbody> </table>	Limit	Read	Ant	Cable	Preamp	Aux	APos	TPos	Freq	Level	Line Margin	Level Factor	Loss Factor	Factor		Remark	MHz	dBuV/m	dBuV/m	dB	dBuV	dB/m	dB	dB	cm	deg	1 11590.00	42.72	74.00	-31.28	54.56	38.37	16.42	66.63	0.00	300	0 PEAK	<table border="1"> <thead> <tr> <th>Limit</th> <th>Read</th> <th>Ant</th> <th>Cable</th> <th>Preamp</th> <th>Aux</th> <th>APos</th> <th>TPos</th> </tr> <tr> <th>Freq</th> <th>Level</th> <th>Line Margin</th> <th>Level Factor</th> <th>Loss Factor</th> <th>Factor</th> <th></th> <th>Remark</th> </tr> <tr> <th>MHz</th> <th>dBuV/m</th> <th>dBuV/m</th> <th>dB</th> <th>dBuV</th> <th>dB/m</th> <th>dB</th> <th>dB</th> <th>cm</th> <th>deg</th> </tr> </thead> <tbody> <tr> <td>1 11590.00</td> <td>42.06</td> <td>74.00</td> <td>-31.94</td> <td>53.90</td> <td>38.37</td> <td>16.42</td> <td>66.63</td> <td>0.00</td> <td>100</td> <td>0 PEAK</td> </tr> </tbody> </table>	Limit	Read	Ant	Cable	Preamp	Aux	APos	TPos	Freq	Level	Line Margin	Level Factor	Loss Factor	Factor		Remark	MHz	dBuV/m	dBuV/m	dB	dBuV	dB/m	dB	dB	cm	deg	1 11590.00	42.06	74.00	-31.94	53.90	38.37	16.42	66.63	0.00	100	0 PEAK
Limit	Read	Ant	Cable	Preamp	Aux	APos	TPos																																																																					
Freq	Level	Line Margin	Level Factor	Loss Factor	Factor		Remark																																																																					
MHz	dBuV/m	dBuV/m	dB	dBuV	dB/m	dB	dB	cm	deg																																																																			
1 11590.00	42.72	74.00	-31.28	54.56	38.37	16.42	66.63	0.00	300	0 PEAK																																																																		
Limit	Read	Ant	Cable	Preamp	Aux	APos	TPos																																																																					
Freq	Level	Line Margin	Level Factor	Loss Factor	Factor		Remark																																																																					
MHz	dBuV/m	dBuV/m	dB	dBuV	dB/m	dB	dB	cm	deg																																																																			
1 11590.00	42.06	74.00	-31.94	53.90	38.37	16.42	66.63	0.00	100	0 PEAK																																																																		



Mode		9																																																																																																																														
		Band Edge - L																																																																																																																														
		U-NII-3_5.725-5.85_802.11ac VHT80_CH155-5775MHz																																																																																																																														
Pol.	Horizontal					Fundamental																																																																																																																										
Peak																																																																																																																																
	<table border="1"> <thead> <tr> <th>Limit</th> <th>Read</th> <th>Ant</th> <th>Cable</th> <th>Aux</th> <th>APos</th> <th>TPos</th> <th colspan="2">Remark</th> </tr> <tr> <th>Freq</th> <th>Level</th> <th>Line</th> <th>Level</th> <th>Factor</th> <th>Loss</th> <th>Factor</th> <th>cm</th> <th>deg</th> </tr> <tr> <th>MHz</th> <th>dBuV/m</th> <th>dBuV/m</th> <th>dB</th> <th>dBuV</th> <th>dB/m</th> <th>dB</th> <th>dB</th> <th>deg</th> </tr> </thead> <tbody> <tr> <td>1</td> <td>5628.00</td> <td>54.04</td> <td>68.30</td> <td>-14.26</td> <td>44.63</td> <td>34.51</td> <td>11.04</td> <td>36.14</td> <td>0.00</td> <td>104</td> <td>114</td> <td>PEAK</td> </tr> <tr> <td>2</td> <td>5652.40</td> <td>53.16</td> <td>70.08</td> <td>-16.92</td> <td>43.90</td> <td>34.50</td> <td>11.08</td> <td>36.32</td> <td>0.00</td> <td>104</td> <td>114</td> <td>PEAK</td> </tr> <tr> <td>3</td> <td>5719.20</td> <td>77.71</td> <td>110.68</td> <td>-32.97</td> <td>69.39</td> <td>34.66</td> <td>11.17</td> <td>37.51</td> <td>0.00</td> <td>104</td> <td>114</td> <td>PEAK</td> </tr> <tr> <td>4</td> <td>5721.20</td> <td>73.29</td> <td>113.64</td> <td>-40.35</td> <td>65.00</td> <td>34.67</td> <td>11.17</td> <td>37.55</td> <td>0.00</td> <td>104</td> <td>114</td> <td>PEAK</td> </tr> </tbody> </table>					Limit	Read	Ant	Cable	Aux	APos	TPos	Remark		Freq	Level	Line	Level	Factor	Loss	Factor	cm	deg	MHz	dBuV/m	dBuV/m	dB	dBuV	dB/m	dB	dB	deg	1	5628.00	54.04	68.30	-14.26	44.63	34.51	11.04	36.14	0.00	104	114	PEAK	2	5652.40	53.16	70.08	-16.92	43.90	34.50	11.08	36.32	0.00	104	114	PEAK	3	5719.20	77.71	110.68	-32.97	69.39	34.66	11.17	37.51	0.00	104	114	PEAK	4	5721.20	73.29	113.64	-40.35	65.00	34.67	11.17	37.55	0.00	104	114	PEAK	<table border="1"> <thead> <tr> <th>Limit</th> <th>Read</th> <th>Ant</th> <th>Cable</th> <th>Aux</th> <th>APos</th> <th>TPos</th> <th colspan="2">Remark</th> </tr> <tr> <th>Freq</th> <th>Level</th> <th>Line</th> <th>Level</th> <th>Factor</th> <th>Loss</th> <th>Factor</th> <th>cm</th> <th>deg</th> </tr> <tr> <th>MHz</th> <th>dBuV/m</th> <th>dBuV/m</th> <th>dB</th> <th>dBuV</th> <th>dB/m</th> <th>dB</th> <th>dB</th> <th>deg</th> </tr> </thead> <tbody> <tr> <td>1</td> <td>5775.00</td> <td>100.34</td> <td>-----</td> <td>-----</td> <td>92.64</td> <td>34.78</td> <td>11.23</td> <td>38.31</td> <td>0.00</td> <td>104</td> <td>114</td> <td>PEAK</td> </tr> </tbody> </table>					Limit	Read	Ant	Cable	Aux	APos	TPos	Remark		Freq	Level	Line	Level	Factor	Loss	Factor	cm	deg	MHz	dBuV/m	dBuV/m	dB	dBuV	dB/m	dB	dB	deg	1	5775.00	100.34	-----	-----	92.64	34.78	11.23	38.31	0.00	104	114
Limit	Read	Ant	Cable	Aux	APos	TPos	Remark																																																																																																																									
Freq	Level	Line	Level	Factor	Loss	Factor	cm	deg																																																																																																																								
MHz	dBuV/m	dBuV/m	dB	dBuV	dB/m	dB	dB	deg																																																																																																																								
1	5628.00	54.04	68.30	-14.26	44.63	34.51	11.04	36.14	0.00	104	114	PEAK																																																																																																																				
2	5652.40	53.16	70.08	-16.92	43.90	34.50	11.08	36.32	0.00	104	114	PEAK																																																																																																																				
3	5719.20	77.71	110.68	-32.97	69.39	34.66	11.17	37.51	0.00	104	114	PEAK																																																																																																																				
4	5721.20	73.29	113.64	-40.35	65.00	34.67	11.17	37.55	0.00	104	114	PEAK																																																																																																																				
Limit	Read	Ant	Cable	Aux	APos	TPos	Remark																																																																																																																									
Freq	Level	Line	Level	Factor	Loss	Factor	cm	deg																																																																																																																								
MHz	dBuV/m	dBuV/m	dB	dBuV	dB/m	dB	dB	deg																																																																																																																								
1	5775.00	100.34	-----	-----	92.64	34.78	11.23	38.31	0.00	104	114	PEAK																																																																																																																				
Avg	Blank																																																																																																																															
						<table border="1"> <thead> <tr> <th>Limit</th> <th>Read</th> <th>Ant</th> <th>Cable</th> <th>Aux</th> <th>APos</th> <th>TPos</th> <th colspan="2">Remark</th> </tr> <tr> <th>Freq</th> <th>Level</th> <th>Line</th> <th>Level</th> <th>Factor</th> <th>Loss</th> <th>Factor</th> <th>cm</th> <th>deg</th> </tr> <tr> <th>MHz</th> <th>dBuV/m</th> <th>dBuV/m</th> <th>dB</th> <th>dBuV</th> <th>dB/m</th> <th>dB</th> <th>dB</th> <th>deg</th> </tr> </thead> <tbody> <tr> <td>1</td> <td>5775.00</td> <td>91.22</td> <td>-----</td> <td>-----</td> <td>83.18</td> <td>34.72</td> <td>11.20</td> <td>37.88</td> <td>0.00</td> <td>104</td> <td>114</td> <td>AVERAGE</td> </tr> </tbody> </table>					Limit	Read	Ant	Cable	Aux	APos	TPos	Remark		Freq	Level	Line	Level	Factor	Loss	Factor	cm	deg	MHz	dBuV/m	dBuV/m	dB	dBuV	dB/m	dB	dB	deg	1	5775.00	91.22	-----	-----	83.18	34.72	11.20	37.88	0.00	104	114	AVERAGE																																																																														
Limit	Read	Ant	Cable	Aux	APos	TPos	Remark																																																																																																																									
Freq	Level	Line	Level	Factor	Loss	Factor	cm	deg																																																																																																																								
MHz	dBuV/m	dBuV/m	dB	dBuV	dB/m	dB	dB	deg																																																																																																																								
1	5775.00	91.22	-----	-----	83.18	34.72	11.20	37.88	0.00	104	114	AVERAGE																																																																																																																				



Mode	9																																																																																
	Band Edge - R																																																																																
	U-NII-3_5.725-5.85_802.11ac VHT80_CH155-5775MHz																																																																																
Pol.	Horizontal	Fundamental																																																																															
Peak	<table border="1"> <thead> <tr> <th>Limit</th> <th>Read</th> <th>Ant</th> <th>Cable</th> <th>Preamp</th> <th>Aux</th> <th>APos</th> <th>TPos</th> <th>Remark</th> </tr> <tr> <th>Freq</th> <th>Level</th> <th>Line</th> <th>Margin</th> <th>Level</th> <th>Factor</th> <th>Loss</th> <th>Factor</th> <th>Factor</th> <th>cm</th> <th>deg</th> </tr> <tr> <th>MHz</th> <th>dBuV/m</th> <th>dBuV/m</th> <th>dB</th> <th>dBuV</th> <th>dB/m</th> <th>dB</th> <th>dB</th> <th>dB</th> <th></th> <th></th> </tr> </thead> <tbody> <tr> <td>1 5854.00</td> <td>64.07</td> <td>111.36</td> <td>-47.29</td> <td>57.63</td> <td>35.02</td> <td>11.34</td> <td>39.92</td> <td>0.00</td> <td>104</td> <td>114</td> <td>PEAK</td> </tr> <tr> <td>2 5861.20</td> <td>67.65</td> <td>109.16</td> <td>-41.51</td> <td>61.32</td> <td>35.03</td> <td>11.34</td> <td>40.04</td> <td>0.00</td> <td>104</td> <td>114</td> <td>PEAK</td> </tr> <tr> <td>3 5924.00</td> <td>46.28</td> <td>69.04</td> <td>-22.76</td> <td>39.64</td> <td>35.13</td> <td>11.40</td> <td>39.89</td> <td>0.00</td> <td>104</td> <td>114</td> <td>PEAK</td> </tr> <tr> <td>4 5926.00</td> <td>47.22</td> <td>68.30</td> <td>-21.08</td> <td>40.57</td> <td>35.14</td> <td>11.40</td> <td>39.89</td> <td>0.00</td> <td>104</td> <td>114</td> <td>PEAK</td> </tr> </tbody> </table>	Limit	Read	Ant	Cable	Preamp	Aux	APos	TPos	Remark	Freq	Level	Line	Margin	Level	Factor	Loss	Factor	Factor	cm	deg	MHz	dBuV/m	dBuV/m	dB	dBuV	dB/m	dB	dB	dB			1 5854.00	64.07	111.36	-47.29	57.63	35.02	11.34	39.92	0.00	104	114	PEAK	2 5861.20	67.65	109.16	-41.51	61.32	35.03	11.34	40.04	0.00	104	114	PEAK	3 5924.00	46.28	69.04	-22.76	39.64	35.13	11.40	39.89	0.00	104	114	PEAK	4 5926.00	47.22	68.30	-21.08	40.57	35.14	11.40	39.89	0.00	104	114	PEAK	Blank
Limit	Read	Ant	Cable	Preamp	Aux	APos	TPos	Remark																																																																									
Freq	Level	Line	Margin	Level	Factor	Loss	Factor	Factor	cm	deg																																																																							
MHz	dBuV/m	dBuV/m	dB	dBuV	dB/m	dB	dB	dB																																																																									
1 5854.00	64.07	111.36	-47.29	57.63	35.02	11.34	39.92	0.00	104	114	PEAK																																																																						
2 5861.20	67.65	109.16	-41.51	61.32	35.03	11.34	40.04	0.00	104	114	PEAK																																																																						
3 5924.00	46.28	69.04	-22.76	39.64	35.13	11.40	39.89	0.00	104	114	PEAK																																																																						
4 5926.00	47.22	68.30	-21.08	40.57	35.14	11.40	39.89	0.00	104	114	PEAK																																																																						

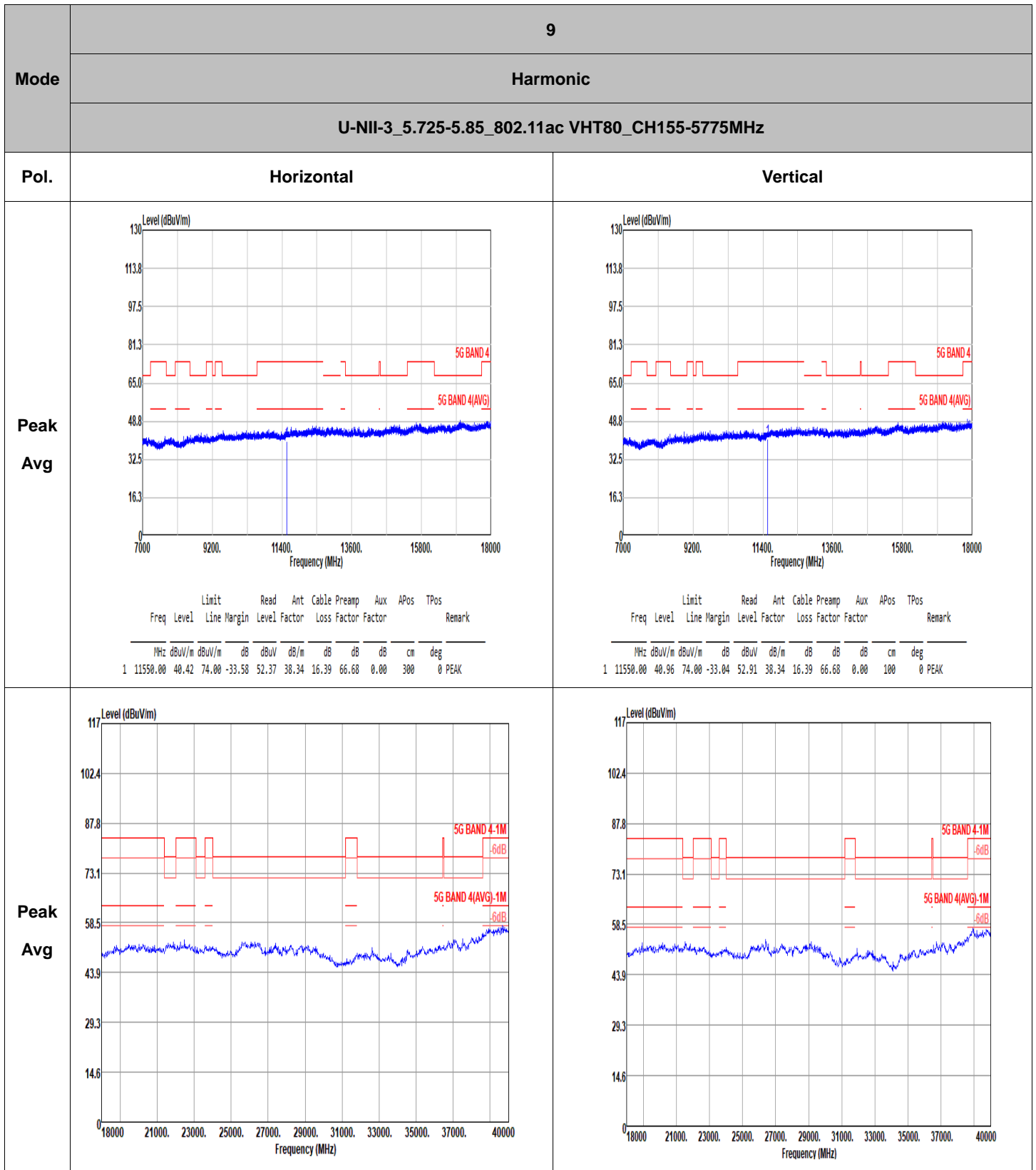


9																																																																																					
Band Edge - L																																																																																					
U-NII-3_5.725-5.85_802.11ac VHT80_CH155-5775MHz																																																																																					
Mode																																																																																					
Pol.	Vertical																																																																																				
Peak	<table border="1"> <thead> <tr> <th>Limit</th> <th>Read</th> <th>Ant</th> <th>Cable</th> <th>Aux</th> <th>APos</th> <th>TPos</th> <th>Remark</th> </tr> <tr> <th>Freq</th> <th>Level</th> <th>Line</th> <th>Margin</th> <th>Level</th> <th>Factor</th> <th>Loss</th> <th>Factor</th> <th>Factor</th> <th>cm</th> <th>deg</th> <th>Remark</th> </tr> <tr> <th>MHz</th> <th>dBuV/m</th> <th>dBuV/m</th> <th>dB</th> <th>dBuV</th> <th>dB/m</th> <th>dB</th> <th>dB</th> <th>dB</th> <th>cm</th> <th>deg</th> <th>Remark</th> </tr> </thead> <tbody> <tr> <td>1</td> <td>5646.40</td> <td>56.43</td> <td>68.30</td> <td>-11.87</td> <td>47.08</td> <td>34.50</td> <td>11.07</td> <td>36.22</td> <td>0.00</td> <td>284</td> <td>85</td> <td>PEAK</td> </tr> <tr> <td>2</td> <td>5650.40</td> <td>54.68</td> <td>68.60</td> <td>-13.92</td> <td>45.40</td> <td>34.50</td> <td>11.07</td> <td>36.29</td> <td>0.00</td> <td>284</td> <td>85</td> <td>PEAK</td> </tr> <tr> <td>3</td> <td>5707.20</td> <td>75.42</td> <td>107.32</td> <td>-31.90</td> <td>66.94</td> <td>34.63</td> <td>11.15</td> <td>37.30</td> <td>0.00</td> <td>284</td> <td>85</td> <td>PEAK</td> </tr> <tr> <td>4</td> <td>5728.00</td> <td>71.05</td> <td>110.90</td> <td>-39.85</td> <td>62.73</td> <td>34.67</td> <td>11.17</td> <td>37.52</td> <td>0.00</td> <td>284</td> <td>85</td> <td>PEAK</td> </tr> </tbody> </table>	Limit	Read	Ant	Cable	Aux	APos	TPos	Remark	Freq	Level	Line	Margin	Level	Factor	Loss	Factor	Factor	cm	deg	Remark	MHz	dBuV/m	dBuV/m	dB	dBuV	dB/m	dB	dB	dB	cm	deg	Remark	1	5646.40	56.43	68.30	-11.87	47.08	34.50	11.07	36.22	0.00	284	85	PEAK	2	5650.40	54.68	68.60	-13.92	45.40	34.50	11.07	36.29	0.00	284	85	PEAK	3	5707.20	75.42	107.32	-31.90	66.94	34.63	11.15	37.30	0.00	284	85	PEAK	4	5728.00	71.05	110.90	-39.85	62.73	34.67	11.17	37.52	0.00	284	85	PEAK
Limit	Read	Ant	Cable	Aux	APos	TPos	Remark																																																																														
Freq	Level	Line	Margin	Level	Factor	Loss	Factor	Factor	cm	deg	Remark																																																																										
MHz	dBuV/m	dBuV/m	dB	dBuV	dB/m	dB	dB	dB	cm	deg	Remark																																																																										
1	5646.40	56.43	68.30	-11.87	47.08	34.50	11.07	36.22	0.00	284	85	PEAK																																																																									
2	5650.40	54.68	68.60	-13.92	45.40	34.50	11.07	36.29	0.00	284	85	PEAK																																																																									
3	5707.20	75.42	107.32	-31.90	66.94	34.63	11.15	37.30	0.00	284	85	PEAK																																																																									
4	5728.00	71.05	110.90	-39.85	62.73	34.67	11.17	37.52	0.00	284	85	PEAK																																																																									
Fundamental	<table border="1"> <thead> <tr> <th>Limit</th> <th>Read</th> <th>Ant</th> <th>Cable</th> <th>Aux</th> <th>APos</th> <th>TPos</th> <th>Remark</th> </tr> <tr> <th>Freq</th> <th>Level</th> <th>Line</th> <th>Margin</th> <th>Level</th> <th>Factor</th> <th>Loss</th> <th>Factor</th> <th>Factor</th> <th>cm</th> <th>deg</th> <th>Remark</th> </tr> <tr> <th>MHz</th> <th>dBuV/m</th> <th>dBuV/m</th> <th>dB</th> <th>dBuV</th> <th>dB/m</th> <th>dB</th> <th>dB</th> <th>dB</th> <th>cm</th> <th>deg</th> <th>Remark</th> </tr> </thead> <tbody> <tr> <td>1</td> <td>5775.00</td> <td>101.28</td> <td>-----</td> <td>-----</td> <td>93.49</td> <td>34.77</td> <td>11.22</td> <td>38.20</td> <td>0.00</td> <td>284</td> <td>85</td> <td>PEAK</td> </tr> </tbody> </table>	Limit	Read	Ant	Cable	Aux	APos	TPos	Remark	Freq	Level	Line	Margin	Level	Factor	Loss	Factor	Factor	cm	deg	Remark	MHz	dBuV/m	dBuV/m	dB	dBuV	dB/m	dB	dB	dB	cm	deg	Remark	1	5775.00	101.28	-----	-----	93.49	34.77	11.22	38.20	0.00	284	85	PEAK																																							
Limit	Read	Ant	Cable	Aux	APos	TPos	Remark																																																																														
Freq	Level	Line	Margin	Level	Factor	Loss	Factor	Factor	cm	deg	Remark																																																																										
MHz	dBuV/m	dBuV/m	dB	dBuV	dB/m	dB	dB	dB	cm	deg	Remark																																																																										
1	5775.00	101.28	-----	-----	93.49	34.77	11.22	38.20	0.00	284	85	PEAK																																																																									
Avg	<p style="text-align: center;">Blank</p> <table border="1"> <thead> <tr> <th>Limit</th> <th>Read</th> <th>Ant</th> <th>Cable</th> <th>Aux</th> <th>APos</th> <th>TPos</th> <th>Remark</th> </tr> <tr> <th>Freq</th> <th>Level</th> <th>Line</th> <th>Margin</th> <th>Level</th> <th>Factor</th> <th>Loss</th> <th>Factor</th> <th>Factor</th> <th>cm</th> <th>deg</th> <th>Remark</th> </tr> <tr> <th>MHz</th> <th>dBuV/m</th> <th>dBuV/m</th> <th>dB</th> <th>dBuV</th> <th>dB/m</th> <th>dB</th> <th>dB</th> <th>dB</th> <th>cm</th> <th>deg</th> <th>Remark</th> </tr> </thead> <tbody> <tr> <td>1</td> <td>5775.00</td> <td>92.26</td> <td>-----</td> <td>-----</td> <td>84.39</td> <td>34.75</td> <td>11.21</td> <td>38.09</td> <td>0.00</td> <td>284</td> <td>85</td> <td>AVERAGE</td> </tr> </tbody> </table>	Limit	Read	Ant	Cable	Aux	APos	TPos	Remark	Freq	Level	Line	Margin	Level	Factor	Loss	Factor	Factor	cm	deg	Remark	MHz	dBuV/m	dBuV/m	dB	dBuV	dB/m	dB	dB	dB	cm	deg	Remark	1	5775.00	92.26	-----	-----	84.39	34.75	11.21	38.09	0.00	284	85	AVERAGE																																							
Limit	Read	Ant	Cable	Aux	APos	TPos	Remark																																																																														
Freq	Level	Line	Margin	Level	Factor	Loss	Factor	Factor	cm	deg	Remark																																																																										
MHz	dBuV/m	dBuV/m	dB	dBuV	dB/m	dB	dB	dB	cm	deg	Remark																																																																										
1	5775.00	92.26	-----	-----	84.39	34.75	11.21	38.09	0.00	284	85	AVERAGE																																																																									



Mode	9																																																																									
	Band Edge - R																																																																									
	U-NII-3_5.725-5.85_802.11ac VHT80_CH155-5775MHz																																																																									
Pol.	Vertical	Fundamental																																																																								
Peak	<table border="1"> <thead> <tr> <th>Limit</th> <th>Read</th> <th>Ant</th> <th>Cable</th> <th>Preamp</th> <th>Aux</th> <th>APos</th> <th>TPos</th> <th>Remark</th> </tr> <tr> <th>Freq</th> <th>Level</th> <th>Line</th> <th>Margin</th> <th>Level</th> <th>Factor</th> <th>Loss</th> <th>Factor</th> <th>Factor</th> <th>cm</th> <th>deg</th> </tr> </thead> <tbody> <tr> <td>1</td> <td>5854.40</td> <td>63.35</td> <td>112.27</td> <td>-48.92</td> <td>56.91</td> <td>35.02</td> <td>11.33</td> <td>39.91</td> <td>0.00</td> <td>284</td> <td>85</td> <td>PEAK</td> </tr> <tr> <td>2</td> <td>5860.40</td> <td>67.23</td> <td>109.39</td> <td>-42.16</td> <td>60.88</td> <td>35.03</td> <td>11.34</td> <td>40.02</td> <td>0.00</td> <td>284</td> <td>85</td> <td>PEAK</td> </tr> <tr> <td>3</td> <td>5924.00</td> <td>46.36</td> <td>69.04</td> <td>-22.68</td> <td>39.72</td> <td>35.13</td> <td>11.40</td> <td>39.89</td> <td>0.00</td> <td>284</td> <td>85</td> <td>PEAK</td> </tr> <tr> <td>4</td> <td>5925.20</td> <td>46.94</td> <td>68.30</td> <td>-21.36</td> <td>40.30</td> <td>35.13</td> <td>11.40</td> <td>39.89</td> <td>0.00</td> <td>284</td> <td>85</td> <td>PEAK</td> </tr> </tbody> </table>	Limit	Read	Ant	Cable	Preamp	Aux	APos	TPos	Remark	Freq	Level	Line	Margin	Level	Factor	Loss	Factor	Factor	cm	deg	1	5854.40	63.35	112.27	-48.92	56.91	35.02	11.33	39.91	0.00	284	85	PEAK	2	5860.40	67.23	109.39	-42.16	60.88	35.03	11.34	40.02	0.00	284	85	PEAK	3	5924.00	46.36	69.04	-22.68	39.72	35.13	11.40	39.89	0.00	284	85	PEAK	4	5925.20	46.94	68.30	-21.36	40.30	35.13	11.40	39.89	0.00	284	85	PEAK	Blank
Limit	Read	Ant	Cable	Preamp	Aux	APos	TPos	Remark																																																																		
Freq	Level	Line	Margin	Level	Factor	Loss	Factor	Factor	cm	deg																																																																
1	5854.40	63.35	112.27	-48.92	56.91	35.02	11.33	39.91	0.00	284	85	PEAK																																																														
2	5860.40	67.23	109.39	-42.16	60.88	35.03	11.34	40.02	0.00	284	85	PEAK																																																														
3	5924.00	46.36	69.04	-22.68	39.72	35.13	11.40	39.89	0.00	284	85	PEAK																																																														
4	5925.20	46.94	68.30	-21.36	40.30	35.13	11.40	39.89	0.00	284	85	PEAK																																																														







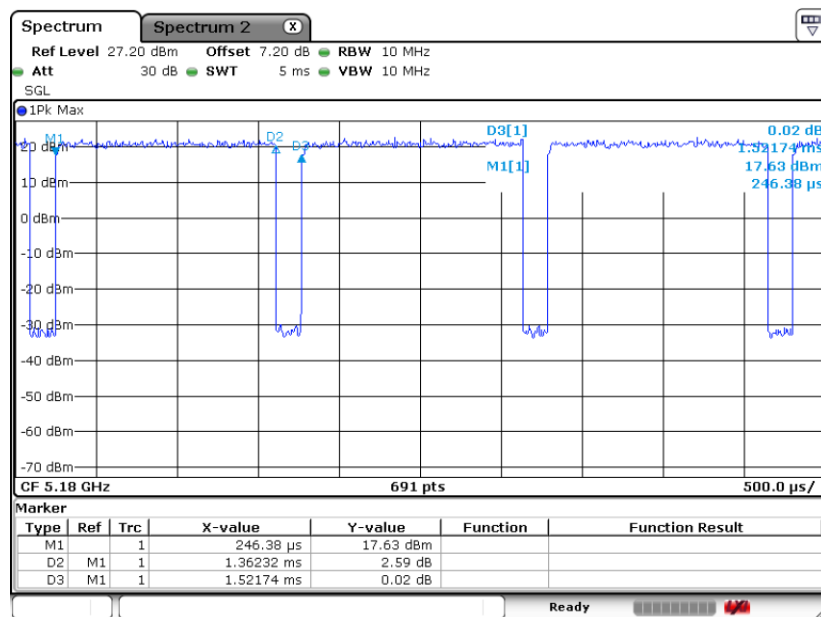
Mode	10																																																																																																																																																																																																	
	LF																																																																																																																																																																																																	
	U-NII-3_5.725-5.85_802.11ac VHT80_CH155-5775MHz																																																																																																																																																																																																	
Pol.	Horizontal	Vertical																																																																																																																																																																																																
QP/ Peak	<table border="1"> <thead> <tr> <th>Limit</th> <th>Over</th> <th>Read</th> <th>Ant</th> <th>Cable</th> <th>Preamp</th> <th>Aux</th> <th>APos</th> <th>TPos</th> <th>Remark</th> </tr> <tr> <th>Freq</th> <th>Level</th> <th>Line</th> <th>Level</th> <th>Factor</th> <th>Loss</th> <th>Factor</th> <th>Factor</th> <th>cm</th> <th>deg</th> </tr> <tr> <th>MHz</th> <th>dBuV/m</th> <th>dBuV/m</th> <th>dB</th> <th>dBuV</th> <th>dB/m</th> <th>dB</th> <th>dB</th> <th>cm</th> <th>deg</th> </tr> </thead> <tbody> <tr> <td>1</td> <td>62.98</td> <td>34.91</td> <td>40.00</td> <td>-5.09</td> <td>54.87</td> <td>12.08</td> <td>0.87</td> <td>32.91</td> <td>0.00</td> <td>--- Peak</td> </tr> <tr> <td>2</td> <td>339.43</td> <td>18.66</td> <td>46.00</td> <td>-27.34</td> <td>28.93</td> <td>20.15</td> <td>2.48</td> <td>32.90</td> <td>0.00</td> <td>--- Peak</td> </tr> <tr> <td>3</td> <td>965.30</td> <td>22.91</td> <td>46.00</td> <td>-23.09</td> <td>28.78</td> <td>24.04</td> <td>3.83</td> <td>32.94</td> <td>0.00</td> <td>--- Peak</td> </tr> <tr> <td>4</td> <td>676.02</td> <td>26.86</td> <td>46.00</td> <td>-19.14</td> <td>29.69</td> <td>26.66</td> <td>3.52</td> <td>33.01</td> <td>0.00</td> <td>--- Peak</td> </tr> <tr> <td>5</td> <td>838.98</td> <td>29.41</td> <td>46.00</td> <td>-16.59</td> <td>28.68</td> <td>29.28</td> <td>3.91</td> <td>32.46</td> <td>0.00</td> <td>--- Peak</td> </tr> <tr> <td>6</td> <td>940.83</td> <td>31.61</td> <td>46.00</td> <td>-14.39</td> <td>28.58</td> <td>30.59</td> <td>4.13</td> <td>31.69</td> <td>0.00</td> <td>--- Peak</td> </tr> </tbody> </table>	Limit	Over	Read	Ant	Cable	Preamp	Aux	APos	TPos	Remark	Freq	Level	Line	Level	Factor	Loss	Factor	Factor	cm	deg	MHz	dBuV/m	dBuV/m	dB	dBuV	dB/m	dB	dB	cm	deg	1	62.98	34.91	40.00	-5.09	54.87	12.08	0.87	32.91	0.00	--- Peak	2	339.43	18.66	46.00	-27.34	28.93	20.15	2.48	32.90	0.00	--- Peak	3	965.30	22.91	46.00	-23.09	28.78	24.04	3.83	32.94	0.00	--- Peak	4	676.02	26.86	46.00	-19.14	29.69	26.66	3.52	33.01	0.00	--- Peak	5	838.98	29.41	46.00	-16.59	28.68	29.28	3.91	32.46	0.00	--- Peak	6	940.83	31.61	46.00	-14.39	28.58	30.59	4.13	31.69	0.00	--- Peak	<table border="1"> <thead> <tr> <th>Limit</th> <th>Over</th> <th>Read</th> <th>Ant</th> <th>Cable</th> <th>Preamp</th> <th>Aux</th> <th>APos</th> <th>TPos</th> <th>Remark</th> </tr> <tr> <th>Freq</th> <th>Level</th> <th>Line</th> <th>Level</th> <th>Factor</th> <th>Loss</th> <th>Factor</th> <th>Factor</th> <th>cm</th> <th>deg</th> </tr> <tr> <th>MHz</th> <th>dBuV/m</th> <th>dBuV/m</th> <th>dB</th> <th>dBuV</th> <th>dB/m</th> <th>dB</th> <th>dB</th> <th>cm</th> <th>deg</th> </tr> </thead> <tbody> <tr> <td>1</td> <td>64.92</td> <td>35.63</td> <td>40.00</td> <td>-4.37</td> <td>55.49</td> <td>12.16</td> <td>0.89</td> <td>32.91</td> <td>0.00</td> <td>--- Peak</td> </tr> <tr> <td>2</td> <td>328.76</td> <td>20.26</td> <td>46.00</td> <td>-25.74</td> <td>30.88</td> <td>19.82</td> <td>2.44</td> <td>32.88</td> <td>0.00</td> <td>--- Peak</td> </tr> <tr> <td>3</td> <td>497.54</td> <td>29.58</td> <td>46.00</td> <td>-16.42</td> <td>35.58</td> <td>23.92</td> <td>3.01</td> <td>32.93</td> <td>0.00</td> <td>--- Peak</td> </tr> <tr> <td>4</td> <td>640.13</td> <td>26.53</td> <td>46.00</td> <td>-19.47</td> <td>29.40</td> <td>26.68</td> <td>3.42</td> <td>32.97</td> <td>0.00</td> <td>--- Peak</td> </tr> <tr> <td>5</td> <td>838.98</td> <td>29.34</td> <td>46.00</td> <td>-16.66</td> <td>28.61</td> <td>29.28</td> <td>3.91</td> <td>32.46</td> <td>0.00</td> <td>--- Peak</td> </tr> <tr> <td>6</td> <td>954.41</td> <td>30.88</td> <td>46.00</td> <td>-15.12</td> <td>27.38</td> <td>30.93</td> <td>4.16</td> <td>31.59</td> <td>0.00</td> <td>--- Peak</td> </tr> </tbody> </table>	Limit	Over	Read	Ant	Cable	Preamp	Aux	APos	TPos	Remark	Freq	Level	Line	Level	Factor	Loss	Factor	Factor	cm	deg	MHz	dBuV/m	dBuV/m	dB	dBuV	dB/m	dB	dB	cm	deg	1	64.92	35.63	40.00	-4.37	55.49	12.16	0.89	32.91	0.00	--- Peak	2	328.76	20.26	46.00	-25.74	30.88	19.82	2.44	32.88	0.00	--- Peak	3	497.54	29.58	46.00	-16.42	35.58	23.92	3.01	32.93	0.00	--- Peak	4	640.13	26.53	46.00	-19.47	29.40	26.68	3.42	32.97	0.00	--- Peak	5	838.98	29.34	46.00	-16.66	28.61	29.28	3.91	32.46	0.00	--- Peak	6	954.41	30.88	46.00	-15.12	27.38	30.93	4.16	31.59	0.00	--- Peak
Limit	Over	Read	Ant	Cable	Preamp	Aux	APos	TPos	Remark																																																																																																																																																																																									
Freq	Level	Line	Level	Factor	Loss	Factor	Factor	cm	deg																																																																																																																																																																																									
MHz	dBuV/m	dBuV/m	dB	dBuV	dB/m	dB	dB	cm	deg																																																																																																																																																																																									
1	62.98	34.91	40.00	-5.09	54.87	12.08	0.87	32.91	0.00	--- Peak																																																																																																																																																																																								
2	339.43	18.66	46.00	-27.34	28.93	20.15	2.48	32.90	0.00	--- Peak																																																																																																																																																																																								
3	965.30	22.91	46.00	-23.09	28.78	24.04	3.83	32.94	0.00	--- Peak																																																																																																																																																																																								
4	676.02	26.86	46.00	-19.14	29.69	26.66	3.52	33.01	0.00	--- Peak																																																																																																																																																																																								
5	838.98	29.41	46.00	-16.59	28.68	29.28	3.91	32.46	0.00	--- Peak																																																																																																																																																																																								
6	940.83	31.61	46.00	-14.39	28.58	30.59	4.13	31.69	0.00	--- Peak																																																																																																																																																																																								
Limit	Over	Read	Ant	Cable	Preamp	Aux	APos	TPos	Remark																																																																																																																																																																																									
Freq	Level	Line	Level	Factor	Loss	Factor	Factor	cm	deg																																																																																																																																																																																									
MHz	dBuV/m	dBuV/m	dB	dBuV	dB/m	dB	dB	cm	deg																																																																																																																																																																																									
1	64.92	35.63	40.00	-4.37	55.49	12.16	0.89	32.91	0.00	--- Peak																																																																																																																																																																																								
2	328.76	20.26	46.00	-25.74	30.88	19.82	2.44	32.88	0.00	--- Peak																																																																																																																																																																																								
3	497.54	29.58	46.00	-16.42	35.58	23.92	3.01	32.93	0.00	--- Peak																																																																																																																																																																																								
4	640.13	26.53	46.00	-19.47	29.40	26.68	3.42	32.97	0.00	--- Peak																																																																																																																																																																																								
5	838.98	29.34	46.00	-16.66	28.61	29.28	3.91	32.46	0.00	--- Peak																																																																																																																																																																																								
6	954.41	30.88	46.00	-15.12	27.38	30.93	4.16	31.59	0.00	--- Peak																																																																																																																																																																																								



## Appendix D. Duty Cycle Plots

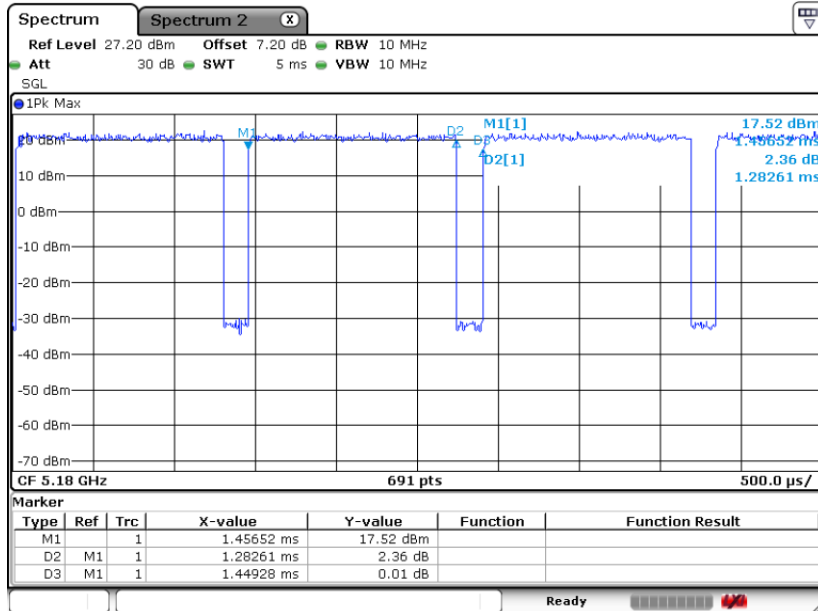
Band	Duty Cycle(%)	T(ms)	1/T(kHz)	VBW Setting
802.11a	89.52	1.362	0.734	0.75KHz
802.11ac VHT20	88.50	1.283	0.780	0.82KHz
802.11ac VHT40	80.62	0.639	1.565	1.6KHz
802.11ac VHT80	68.00	0.320	3.122	3.3KHz

### 802.11a

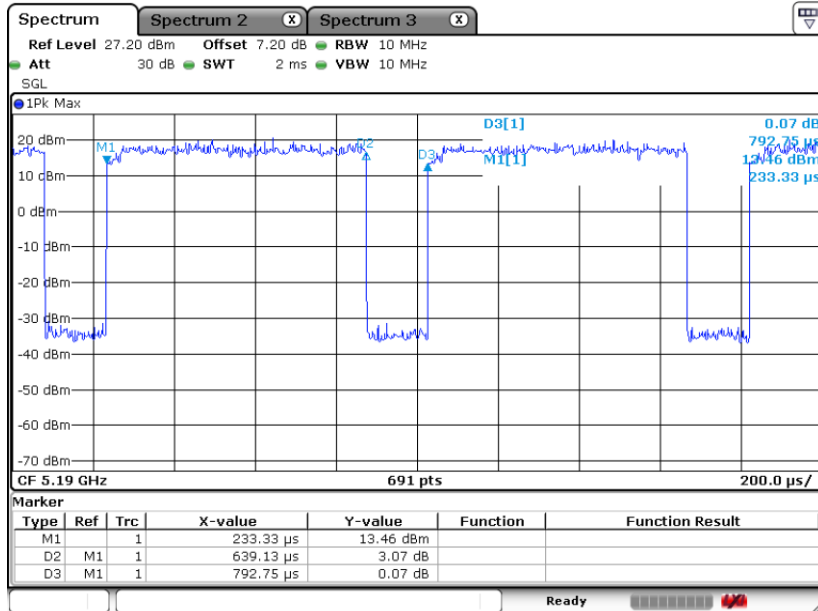




802.11ac VHT20



802.11ac VHT40





802.11ac VHT80

