



FCC RF Test Report

APPLICANT : Quetcel Wireless Solutions Co., Ltd.
EQUIPMENT : Wi-Fi & Bluetooth Module
BRAND NAME : Quetcel
MODEL NAME : FCS866R
FCC ID : XMR2023FCS866R
STANDARD : FCC Part 15 Subpart E §15.407
CLASSIFICATION : (NII) Unlicensed National Information Infrastructure
TEST DATE(S) : Jan. 09, 2024 ~ Feb. 27, 2024

We, Sporton International Inc. (ShenZhen), would like to declare that the tested sample has been evaluated in accordance with the test procedures and has been in compliance with the applicable technical standards.

This report contains data that were produced under subcontract by Sporton International Inc. (KunShan)

The test results in this report apply exclusively to the tested model / sample. Without written approval of Sporton International Inc. (ShenZhen), the test report shall not be reproduced except in full.

Jason Jia



Approved by: Jason Jia

Sporton International Inc. (ShenZhen)

1/F, 2/F, Bldg 5, Shiling Industrial Zone, Xinwei Village, Xili, Nanshan, Shenzhen, 518055

People's Republic of China



TABLE OF CONTENTS

REVISION HISTORY..... 3

SUMMARY OF TEST RESULT 4

1 GENERAL DESCRIPTION 5

 1.1 Applicant 5

 1.2 Manufacturer..... 5

 1.3 Product Feature of Equipment Under Test..... 5

 1.4 Product Specification of Equipment Under Test..... 6

 1.5 Modification of EUT 8

 1.6 Testing Location 8

 1.7 Test Software..... 9

 1.8 Applicable Standards..... 9

2 TEST CONFIGURATION OF EQUIPMENT UNDER TEST 10

 2.1 Carrier Frequency and Channel 10

 2.2 Test Mode..... 11

 2.3 Connection Diagram of Test System..... 13

 2.4 Support Unit used in test configuration and system 14

 2.5 EUT Operation Test Setup 14

 2.6 Measurement Results Explanation Example..... 14

3 TEST RESULT..... 15

 3.1 6dB and 26dB and 99% Occupied Bandwidth Measurement 15

 3.2 Maximum Conducted Output Power Measurement 20

 3.3 Power Spectral Density Measurement 22

 3.4 Unwanted Emissions Measurement 26

 3.5 AC Conducted Emission Measurement..... 31

 3.6 Antenna Requirements 33

4 LIST OF MEASURING EQUIPMENT 34

5 MEASUREMENT UNCERTAINTY 35

APPENDIX A. CONDUCTED TEST RESULTS

APPENDIX B. AC CONDUCTED EMISSION TEST RESULT

APPENDIX C. RADIATED SPURIOUS EMISSION

APPENDIX D. DUTY CYCLE PLOTS

APPENDIX E. SETUP PHOTOGRAPHS



REVISION HISTORY

REPORT NO.	VERSION	DESCRIPTION	ISSUED DATE
FR3D2611D	Rev. 01	Initial issue of report	Feb. 29, 2024



SUMMARY OF TEST RESULT

Report Section	FCC Rule	Description	Limit for U-NII-1/2A/2C	Limit for U-NII-3	Result	Remark
3.1	2.1049 & 15.403(i)	6dB, 26dB & 99% Bandwidth	-	6dB Bandwidth > 500kHz	Pass	-
3.2	15.407(a)	Maximum Conducted Output Power	≤ 24 dBm	≤ 30 dBm	Pass	-
3.3	15.407(a)	Power Spectral Density	≤ 11 dBm/MHz	≤ 30 dBm/500kHz	Pass	-
3.4	15.407(b)	Unwanted Emissions	15.407(b) & 15.209(a)	15.407(b)(4)(i) & 15.209(a)	Pass	Under limit 0.21 dB at 5351.10 MHz
3.5	15.207	AC Conducted Emission	15.207(a)	15.207(a)	Pass	Under limit 10.25 dB at 0.404 MHz
3.6	15.203 & 15.407(a)	Antenna Requirement	15.203 & 15.407(a)	15.203 & 15.407(a)	Pass	-

Conformity Assessment Condition:

- The test results (PASS/FAIL) with all measurement uncertainty excluded are presented against the regulation limits or in accordance with the requirements stipulated by the applicant/manufacturer who shall bear all the risks of non-compliance that may potentially occur if measurement uncertainty is taken into account.
- The measurement uncertainty please refer to each test result in the section "Measurement Uncertainty"

Disclaimer:

The product specifications of the EUT presented in the test report that may affect the test assessments are declared by the manufacturer who shall take full responsibility for the authenticity.



1 General Description

1.1 Applicant

Quectel Wireless Solutions Co., Ltd.

Building 5, Shanghai Business Park Phase III (Area B), No.1016 Tianlin Road, Minhang District, Shanghai 200233, China

1.2 Manufacturer

Quectel Wireless Solutions Co., Ltd.

Building 5, Shanghai Business Park Phase III (Area B), No.1016 Tianlin Road, Minhang District, Shanghai 200233, China

1.3 Product Feature of Equipment Under Test

Product Feature	
Equipment	Wi-Fi & Bluetooth Module
Brand Name	Quectel
Model Name	FCS866R
FCC ID	XMR2023FCS866R
SN Code	Conducted: E1M23KL03000093 Conduction: E1M23KL03000085 Radiation: E1M23KL03000054
HW Version	R1.0
SW Version	NA
EUT Stage	Identical Prototype

Remark: The above EUT's information was declared by manufacturer. Please refer to the specifications or user's manual for more detailed description.



1.4 Product Specification of Equipment Under Test

Standards-related Product Specification	
Tx/Rx Frequency Range	5180 MHz ~ 5240 MHz 5260 MHz ~ 5320 MHz 5500 MHz ~ 5720 MHz 5745 MHz ~ 5825 MHz
Maximum Output Power to Antenna	<p>MIMO <Ant. 0 + 1></p> <p><5180 MHz ~ 5240 MHz> 802.11a : 19.82 dBm / 0.0959 W 802.11n HT20 : 19.75 dBm / 0.0944 W 802.11n HT40 : 21.04 dBm / 0.1271 W 802.11ac VHT20: 19.87 dBm / 0.0971 W 802.11ac VHT40: 21.13 dBm / 0.1297 W 802.11ac VHT80: 18.62 dBm / 0.0728 W 802.11ax HE20: 20.02 dBm / 0.1005 W 802.11ax HE40: 21.50 dBm / 0.1413 W 802.11ax HE80: 17.84 dBm / 0.0608 W</p> <p><5260 MHz ~ 5320 MHz> 802.11a : 22.10 dBm / 0.1622 W 802.11n HT20 : 21.24 dBm / 0.1330 W 802.11n HT40 : 22.01 dBm / 0.1589 W 802.11ac VHT20: 21.33 dBm / 0.1358 W 802.11ac VHT40: 22.10 dBm / 0.1622 W 802.11ac VHT80: 17.74 dBm / 0.0594 W 802.11ax HE20: 22.14 dBm / 0.1637 W 802.11ax HE40: 22.10 dBm / 0.1622 W 802.11ax HE80: 17.24 dBm / 0.0530 W</p> <p><5500 MHz ~ 5720 MHz > 802.11a : 22.78 dBm / 0.1897 W 802.11n HT20 : 23.08 dBm / 0.2032 W 802.11n HT40 : 23.36 dBm / 0.2168 W 802.11ac VHT20: 23.17 dBm / 0.2075 W 802.11ac VHT40: 23.44 dBm / 0.2208 W 802.11ac VHT80: 23.09 dBm / 0.2037 W 802.11ax HE20: 23.24 dBm / 0.2109 W 802.11ax HE40: 23.38 dBm / 0.2178 W 802.11ax HE80: 23.24 dBm / 0.2109 W</p> <p><5745 MHz ~ 5825 MHz> 802.11a : 22.01 dBm / 0.1589 W 802.11n HT20 : 23.16 dBm / 0.2070 W 802.11n HT40 : 23.36 dBm / 0.2168 W 802.11ac VHT20: 23.23 dBm / 0.2104 W 802.11ac VHT40: 23.42 dBm / 0.2198 W 802.11ac VHT80: 23.31 dBm / 0.2143 W 802.11ax HE20: 23.15 dBm / 0.2065 W 802.11ax HE40: 23.37 dBm / 0.2173 W 802.11ax HE80: 23.27 dBm / 0.2123 W</p>



<p>99% Occupied Bandwidth</p>	<p><5180 MHz ~ 5240 MHz> 802.11a : 16.38 MHz 802.11ac VHT20 : 17.58 MHz 802.11ac VHT40 : 36.36 MHz 802.11ac VHT80 : 76.84 MHz 802.11ax HE20: 18.93 MHz 802.11ax HE40: 37.86 MHz 802.11ax HE80: 77.44 MHz</p> <p><5260 MHz ~ 5320 MHz> 802.11a : 16.53 MHz 802.11ac VHT20 : 17.68 MHz 802.11ac VHT40 : 36.36 MHz 802.11ac VHT80 : 76.96 MHz 802.11ax HE20: 18.98 MHz 802.11ax HE40: 38.06 MHz 802.11ax HE80: 77.44 MHz</p> <p><5500 MHz ~ 5720 MHz> 802.11a : 17.43 MHz 802.11ac VHT20 : 18.03 MHz 802.11ac VHT40 : 45.65 MHz 802.11ac VHT80 : 77.08 MHz 802.11ax HE20: 19.08 MHz 802.11ax HE40: 39.86 MHz 802.11ax HE80: 77.44 MHz</p> <p><5745 MHz ~ 5825 MHz> 802.11a : 16.83 MHz 802.11ac VHT20 : 20.38 MHz 802.11ac VHT40 : 41.76 MHz 802.11ac VHT80 : 76.96 MHz 802.11ax HE20: 19.08 MHz 802.11ax HE40: 42.86 MHz 802.11ax HE80: 77.44 MHz</p>
<p>Antenna Type / Gain</p>	<p><5180 MHz ~ 5240 MHz> <Ant. 0> : Dipole Antenna with gain -0.90 dBi <Ant. 1> : Dipole Antenna with gain -0.90 dBi</p> <p><5260 MHz ~ 5320 MHz> <Ant. 0> : Dipole Antenna with gain -1.40 dBi <Ant. 1> : Dipole Antenna with gain -1.40 dBi</p> <p><5500 MHz ~ 5720 MHz> <Ant. 0> : Dipole Antenna with gain -0.30 dBi <Ant. 1> : Dipole Antenna with gain -0.30 dBi</p> <p><5745 MHz ~ 5825 MHz> <Ant. 0> : Dipole Antenna with gain 0.40 dBi <Ant. 1> : Dipole Antenna with gain 0.40 dBi</p>
<p>Type of Modulation</p>	<p>802.11a/n : OFDM (BPSK / QPSK / 16QAM / 64QAM) 802.11ac : OFDM (BPSK / QPSK / 16QAM / 64QAM / 256QAM) 802.11ax : OFDM/OFDMA (BPSK / QPSK / 16QAM / 64QAM / 256QAM / 1024QAM)</p>

Note:

- For 802.11n HT20 / ac VHT20 and 802.11n HT40 / ac VHT40 mode, the whole testing have assessed only 802.11ac VHT20/ VHT40 by referring to their maximum conducted power.



- 2. 802.11ax support full RU tone and partial RU tone, both full RU and partial RU-left (for low CH) and partial RU-right (for high CH) are tested, the full RU power > partial RU, therefore the full RU perform full test and Partial RU verified power/PSD/RSE
- 3. For WLAN SISO & MIMO mode, the whole testing has assessed only MIMO mode by referring to the higher normal output power.

1.5 Modification of EUT

No modifications are made to the EUT during all test items.

1.6 Testing Location

Sporton International Inc. (Kunshan) is accredited to ISO/IEC 17025:2017 by American Association for Laboratory Accreditation with Certificate Number 5145.02.

Test Firm	Sporton International Inc. (Kunshan)		
Test Site Location	No. 1098, Pengxi North Road, Kunshan Economic Development Zone Jiangsu Province 215300 People’s Republic of China TEL : +86-512-57900158		
Test Site No.	Sporton Site No.	FCC Designation No.	FCC Test Firm Registration No.
	CO01-KS	CN1257	314309

Test data subcontracted: Conducted emission test case in section 3.5 of this report.

Sporton International Inc. (ShenZhen) is accredited to ISO/IEC 17025:2017 by American Association for Laboratory Accreditation with Certificate Number 5145.01.

Test Firm	Sporton International Inc. (ShenZhen)		
Test Site Location	1/F, 2/F, Bldg 5, Shiling Industrial Zone, Xinwei Village, Xili, Nanshan, Shenzhen, 518055 People’s Republic of China TEL: +86-755-86379589 FAX: +86-755-86379595		
Test Site No.	Sporton Site No.	FCC Designation No.	FCC Test Firm Registration No.
	TH01-SZ	CN1256	421272



Test Firm	Sporton International Inc. (ShenZhen)		
Test Site Location	101, 1st Floor, Block B, Building 1, No. 2, Tengfeng 4th Road, Fenghuang Community, Fuyong Street, Baoan District, Shenzhen City, Guangdong Province 518103 People's Republic of China TEL: +86-755-86066985		
Test Site No.	Sporton Site No.	FCC Designation No.	FCC Test Firm Registration No.
	03CH04-SZ	CN1256	421272

1.7 Test Software

Item	Site	Manufacturer	Name	Version
1.	CO01-KS	AUDIX	E3	6.2009-8-24
2.	03CH04-SZ	AUDIX	E3	6.2009-8-24

1.8 Applicable Standards

According to the specifications of the manufacturer, the EUT must comply with the requirements of the following standards:

- 47 CFR Part 15 Subpart E
- FCC KDB 789033 D02 General UNII Test Procedures New Rules v02r01.
- FCC KDB 662911 D01 Multiple Transmitter Output v02r01.
- ANSI C63.10-2013

Remark:

1. All test items were verified and recorded according to the standards and without any deviation during the test.
2. This EUT has also been tested and complied with the requirements of FCC Part 15, Subpart B, recorded in a separate test report.



2 Test Configuration of Equipment Under Test

- a. The EUT has been associated with peripherals and configuration operated in a manner tended to maximize its emission characteristics in a typical application. Frequency range investigated: conduction emission (150 kHz to 30 MHz), radiation emission (9 kHz to the 10th harmonic of the highest fundamental frequency or to 40 GHz, whichever is lower). For radiated measurement, pre-scanned in three orthogonal panels, X, Y, Z. The worst cases (X plane) were recorded in this report.
- b. AC power line Conducted Emission was tested under maximum output power.

2.1 Carrier Frequency and Channel

Frequency Band	Channel	Freq.(MHz)	Channel	Freq. (MHz)
5180-5240 MHz U-NII-1	36	5180	44	5220
	38*	5190	46*	5230
	40	5200	48	5240
	42#	5210	-	-

Frequency Band	Channel	Freq.(MHz)	Channel	Freq. (MHz)
5260-5320 MHz U-NII-2A	52	5260	60	5300
	54*	5270	62*	5310
	56	5280	64	5320
	58#	5290	-	-

Frequency Band	Channel	Freq.(MHz)	Channel	Freq. (MHz)
5500-5720MHz U-NII-2C	100	5500	112	5560
	102*	5510	116	5580
	104	5520	132	5660
	106#	5530	134*	5670
	108	5540	136	5680
	110*	5550	140	5700

Frequency Band	Channel	Freq.(MHz)	Channel	Freq. (MHz)
5745-5825 MHz U-NII-3	149	5745	157	5785
	151*	5755	159*	5795
	153	5765	161	5805
	155#	5775	165	5825



Frequency Band	Channel	Freq.(MHz)	Channel	Freq. (MHz)
TDWR Channel	118*	5590	124	5620
	120	5600	126*	5630
	122 [#]	5610	128	5640

Frequency Band	Channel	Freq. (MHz)	Channel	Freq. (MHz)
Straddle Channel	138 [#]	5690	144	5720
	142*	5710	-	-

Note:

1. The above Frequency and Channel in "*" are 40MHz bandwidth.
2. The above Frequency and Channel in "[#]" are 80MHz bandwidth.

2.2 Test Mode

Final test modes are considering the modulation and worse data rates as below table.

MIMO Mode

Modulation	Data Rate
802.11a	6 Mbps
802.11ac VHT20	MCS0
802.11ac VHT40	MCS0
802.11ac VHT80	MCS0
802.11ax HE20	MCS0
802.11ax HE40	MCS0
802.11ax HE80	MCS0

AC	
Conducted Emission	Mode 1 : WLAN Link(5G)+ BT Link+ USB Cable (Charging From EVB Adapter)
Remark: For Radiated Test Cases, the tests were performed with Adapter, Earphone and test Jig.	

Simultaneous transmission
802.11ac VHT40 CH62 (5310MHz)+ Bluetooth LE(2 Mbps) CH38(2478MHz)



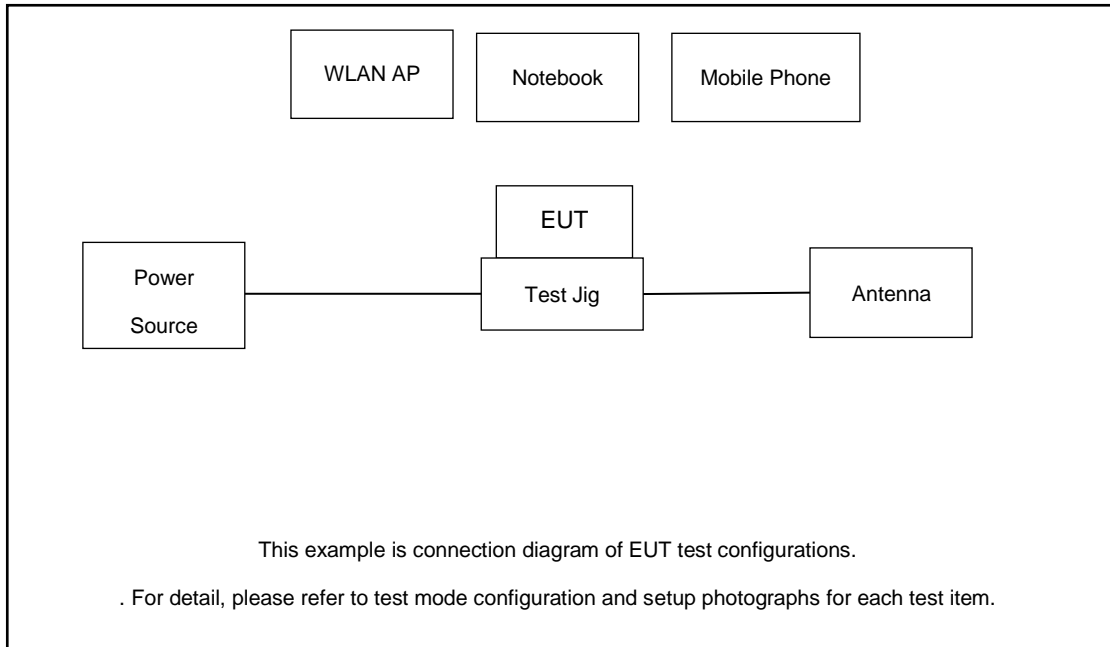
Ch. #		U-NII-1	U-NII-2A	U-NII-2C	U-NII-3
		20M BW	20M BW	20M BW	20M BW
L	Low	36	52	100	149
M	Middle	44	60	116	157
H	High	48	64	140	165
Straddle		-	-	144	-

Ch. #		U-NII-1	U-NII-2A	U-NII-2C	U-NII-3
		40M BW	40M BW	40M BW	40M BW
L	Low	38	54	102	151
M	Middle	-	-	110	-
H	High	46	62	134	159
Straddle		-	-	142	-

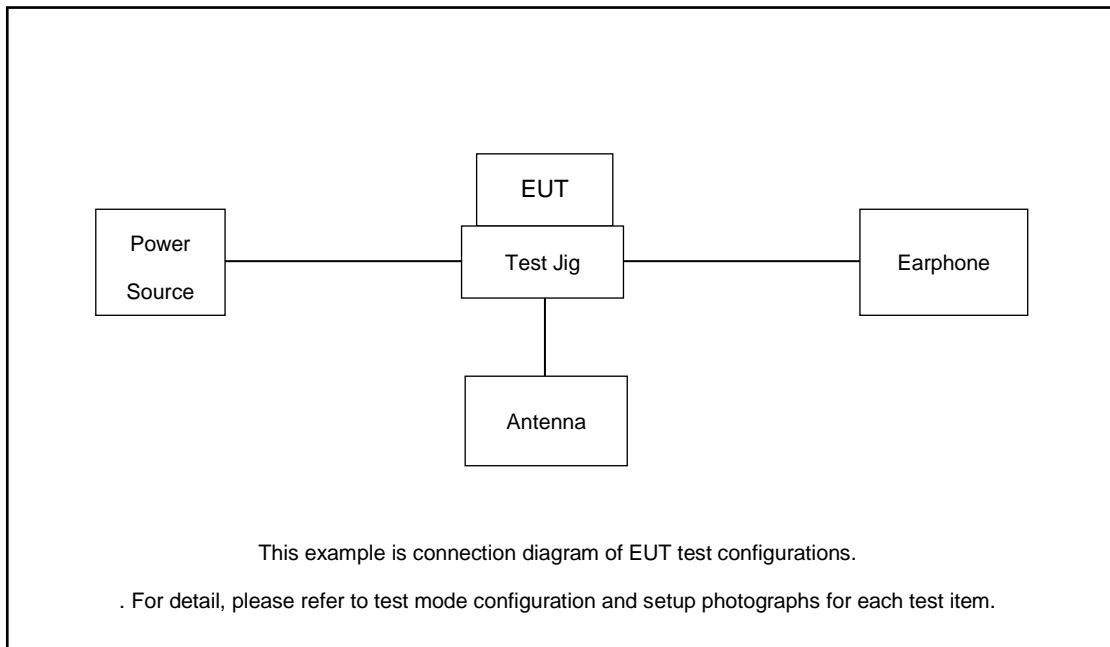
Ch. #		U-NII-1	U-NII-2A	U-NII-2C	U-NII-3
		80M BW	80M BW	80M BW	80M BW
L	Low	-	-	106	-
M	Middle	42	58	-	155
H	High	-	-	122	-
Straddle		-	-	138	-

2.3 Connection Diagram of Test System

AC Conducted Emission:



Radiated Emission:



2.4 Support Unit used in test configuration and system

Item	Equipment	Trade Name	Model Name	FCC ID	Data Cable	Power Cord
1.	WLAN AP	D-link	DIR-655	KA21R655B1	N/A	Unshielded, 1.8 m
2.	Notebook	Lenovo	G480	QDS-BRCM1050I	N/A	AC I/P: Unshielded, 1.8 m DC O/P: Shielded, 1.8 m
3.	Mobile phone	MOTO	XT1952-1	N/A	N/A	N/A
4.	Adapter	N/A	N/A	N/A	N/A	N/A
5.	Antenna	N/A	N/A	N/A	N/A	N/A
6.	Earphone	N/A	N/A	N/A	Unshielded, 1.2 m	N/A
7.	Test Jig	N/A	N/A	N/A	N/A	N/A

2.5 EUT Operation Test Setup

For WLAN RF test items, an engineering test program was provided and enabled to make EUT continuously transmit.

For AC power line conducted emissions, the EUT was set to connect with the WLAN AP under large package sizes transmission.

2.6 Measurement Results Explanation Example

For all conducted test items:

The offset level is set in the spectrum analyzer to compensate the RF cable loss and attenuator factor between EUT conducted output port and spectrum analyzer. With the offset compensation, the spectrum analyzer reading level is exactly the EUT RF output level.

Example :

The spectrum analyzer offset is derived from RF cable loss and attenuator factor.

Offset = RF cable loss + attenuator factor.

Following shows an offset computation example with cable loss 2.3 dB and 10dB attenuator.

$$\begin{aligned}
 \text{Offset(dB)} &= \text{RF cable loss(dB)} + \text{attenuator factor(dB)}. \\
 &= 2.3 + 10 = 12.3 \text{ (dB)}
 \end{aligned}$$



3 Test Result

3.1 6dB and 26dB and 99% Occupied Bandwidth Measurement

3.1.1 Description of 6dB and 26dB and 99% Occupied Bandwidth

The minimum 6 dB bandwidth shall be at least 500 kHz.

26dB and 99% Occupied bandwidth are reporting only.

3.1.2 Measuring Instruments

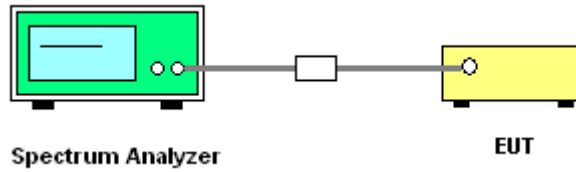
The measuring equipment is listed in the section 4 of this test report.

3.1.3 Test Procedures

- The testing follows FCC KDB 789033 D02 General UNII Test Procedures New Rules v02r01.

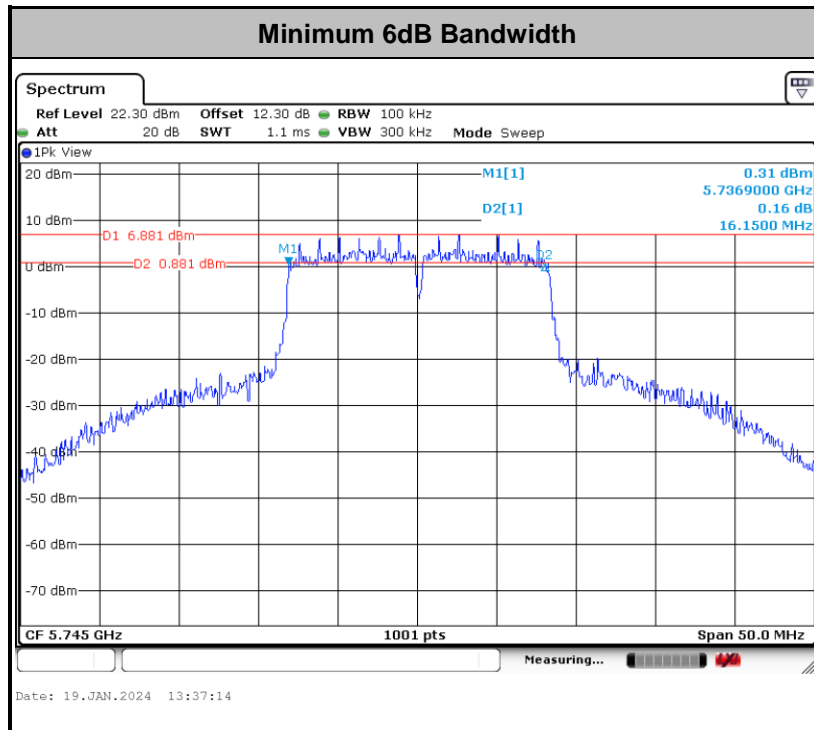
<input checked="" type="checkbox"/>	Section C) Bandwidth Measurement 1. Emission Bandwidth (EBW) and 99% OBW
	<ol style="list-style-type: none"> Set RBW = approximately 1% of the emission bandwidth. Set the VBW > RBW. Detector = Peak. Trace mode = max hold Measure the maximum width of the emission that is 26 dB down from the peak of the emission. Compare this with the RBW setting of the analyzer. Readjust RBW and repeat measurement as needed until the RBW/EBW ratio is approximately 1%. For 99% Bandwidth Measurement, the spectrum analyzer's resolution bandwidth (RBW) is set to 1%~5% of the OBW and set the Video bandwidth (VBW) ≥ 3 * RBW. Measure and record the results in the test report.
<input checked="" type="checkbox"/>	Section C) Bandwidth Measurement 2. Minimum Emission Bandwidth for the band 5.725 - 5.85 GHz
	<ol style="list-style-type: none"> Set RBW = 100kHz. Set the VBW ≥ 3 x RBW. Detector = Peak. Trace mode = max hold Measure the maximum width of the emission that is 6 dB down from the peak of the emission. Measure and record the results in the test report.

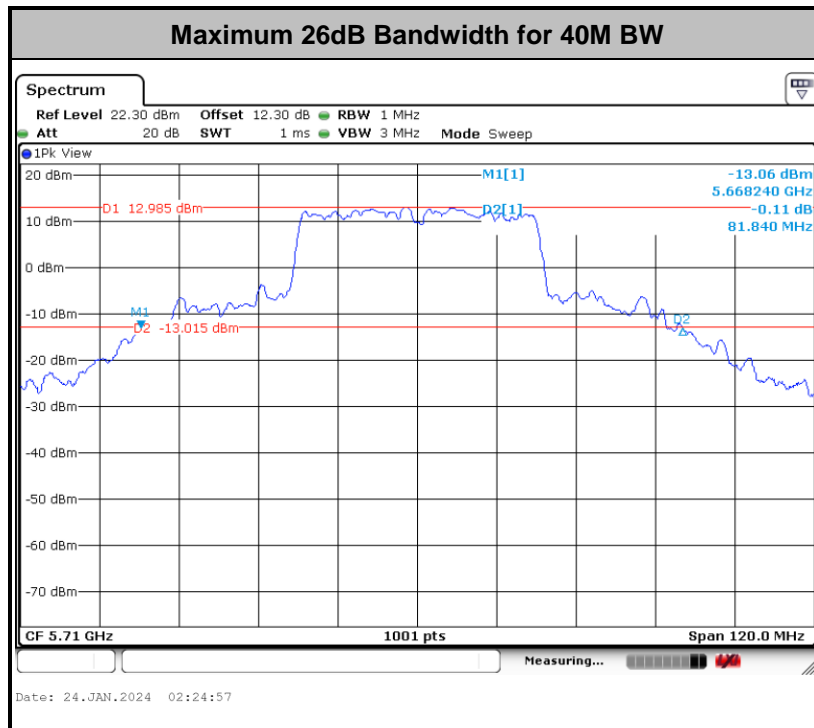
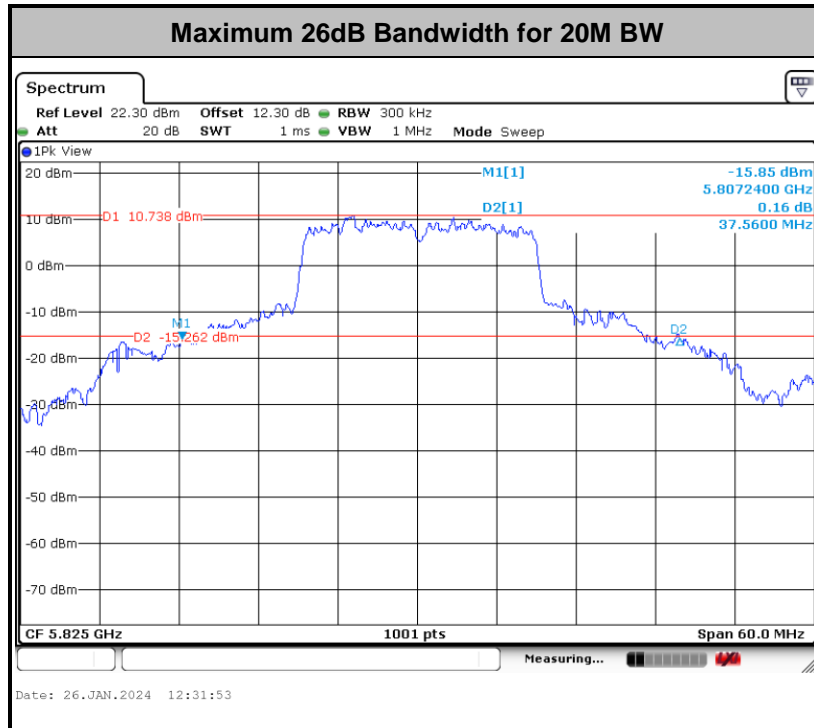
3.1.4 Test Setup

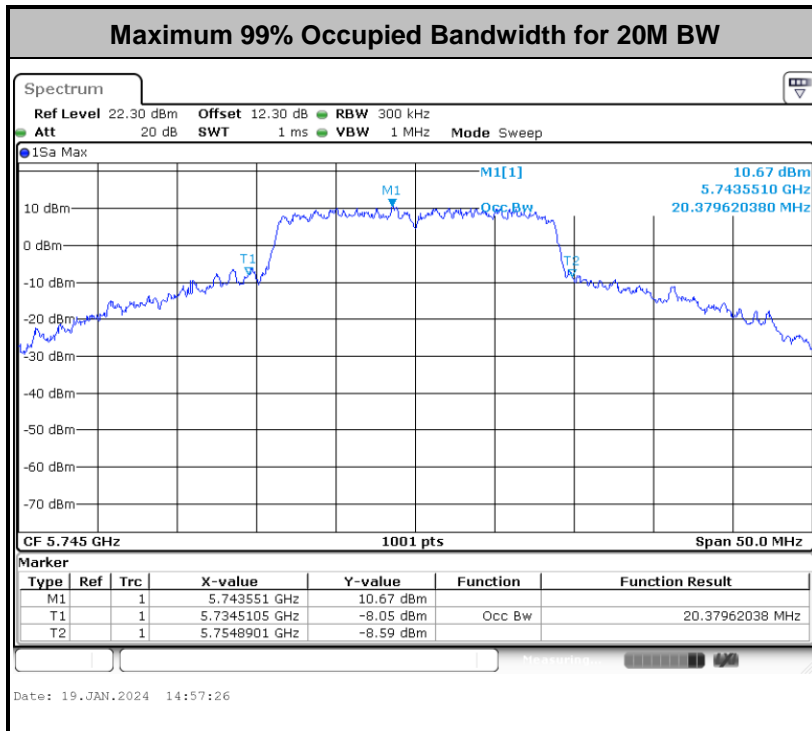
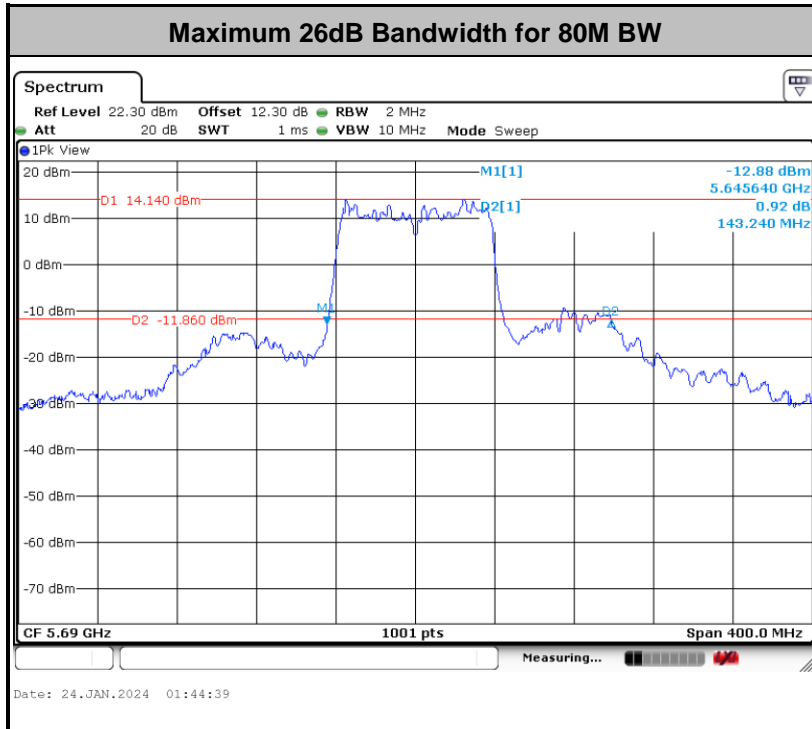


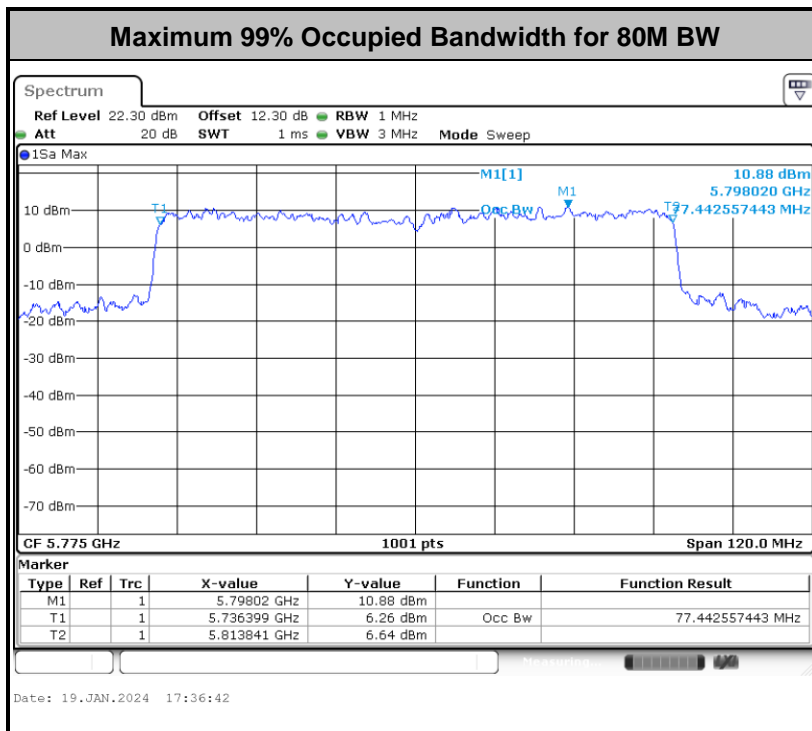
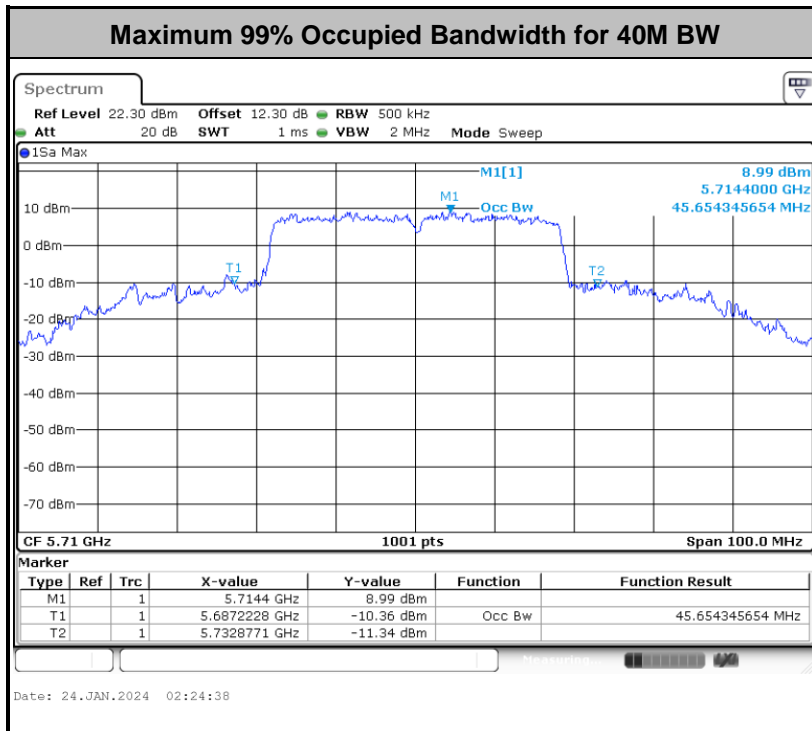
3.1.5 Test Result of 6dB Bandwidth

Please refer to Appendix A.









Note: The occupied channel bandwidth is maintained within the band of operation for all of the modulations.



3.2 Maximum Conducted Output Power Measurement

3.2.1 Limit of Maximum Conducted Output Power

<FCC 14-30 CFR 15.407>

For mobile and portable client devices in the 5.15–5.25 GHz band, the maximum conducted output power over the frequency band of operation shall not exceed 250 mW.

For the 5.25–5.725 GHz bands, the maximum conducted output power over the frequency bands of operation shall not exceed the lesser of 250 mW or $11 \text{ dBm} + 10 \log_{10} B$, where B is the 26 dB emission bandwidth in megahertz.

For the band 5.725–5.85 GHz, the maximum conducted output power over the frequency band of operation shall not exceed 1 W.

For Straddle Channel, According to KDB 789033 D02 General UNII Test Procedures New Rules v02r01, If the power and PSD of the devices are uniform and comply with the lower limits specified for the U-NII-2 bands, a single measurement over the entire emission bandwidth can be performed to show compliance.

If transmitting antennas of directional gain greater than 6 dBi are used, the peak output power shall be reduced by the amount in dB that the directional gain of the antenna exceeds 6 dBi.

Note that U-NII-2 band, devices with a maximum e.i.r.p. greater than 500 mW shall implement TPC in order to have the capability to operate at least 6 dB below the maximum permitted e.i.r.p. of 1 W.

3.2.2 Measuring Instruments

The measuring equipment is listed in the section 4 of this test report.

3.2.3 Test Procedures

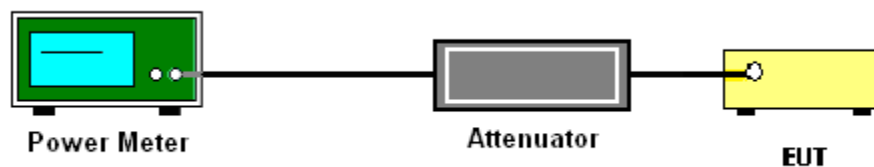
The testing follows Method PM of FCC KDB 789033 D02 General UNII Test Procedures New Rules v02r01.

Method PM (Measurement using an RF average power meter):

1. Measurement is performed using a wideband RF power meter.
2. The EUT is configured to transmit continuously with a consistent duty cycle at its maximum power control level.
3. Measure the average power of the transmitter, and the average power is corrected with duty factor, $10 \log(1/x)$, where x is the duty cycle.
4. For MIMO mode, the measure-and-sum technique should be used for measuring the in-band transmit power of a device.

For Straddle Channel, According to KDB 789033 D02 General UNII Test Procedures New Rules v02r01, If the power and PSD of the devices are uniform and comply with the lower limits specified for the U-NII-2 bands, a single measurement over the entire emission bandwidth can be performed to show compliance.

3.2.4 Test Setup



3.2.5 Test Result of Maximum Conducted Output Power

Please refer to Appendix A.



3.3 Power Spectral Density Measurement

3.3.1 Limit of Power Spectral Density

<FCC 14-30 CFR 15.407>

For mobile and portable client devices in the 5.15–5.25 GHz band, the maximum power spectral density shall not exceed 11dBm in any 1 megahertz band.

For the 5.25–5.725 GHz bands, the maximum power spectral density shall not exceed 11 dBm in any 1 megahertz band.

For the band 5.725–5.85 GHz, the maximum power spectral density shall not exceed 30 dBm in any 500-kHz band.

For Straddle Channel, According to KDB 789033 D02 General UNII Test Procedures New Rules v02r01, If the power and PSD of the devices are uniform and comply with the lower limits specified for the U-NII-2 bands, a single measurement over the entire emission bandwidth can be performed to show compliance.

If transmitting antennas of directional gain greater than 6 dBi are used, the peak output power shall be reduced by the amount in dB that the directional gain of the antenna exceeds 6 dBi.

3.3.2 Measuring Instruments

The measuring equipment is listed in the section 4 of this test report.



3.3.3 Test Procedures

The testing follows FCC KDB 789033 D02 General UNII Test Procedures New Rules v01r04. Section F) Maximum power spectral density.

For devices operating in the bands UNII-1/2A/2C

Method SA-2

(trace averaging across on and off times of the EUT transmissions, followed by duty cycle correction).

- Measure the duty cycle.
- Set span to encompass the entire emission bandwidth (EBW) of the signal.
- Set RBW = 1 MHz.
- Set VBW \geq 3 MHz.
- Number of points in sweep \geq 2 Span / RBW.
- Sweep time = auto.
- Detector = RMS
- Trace average at least 100 traces in power averaging mode.
- Add $10 \log(1/x)$, where x is the duty cycle, to the measured power in order to compute the average power during the actual transmission times. For example, add $10 \log(1/0.25) = 6$ dB if the duty cycle is 25 percent.

For devices operating in the band UNII-3

Method SA-2

(trace averaging across on and off times of the EUT transmissions, followed by duty cycle correction).

- Measure the duty cycle.
- Set span to encompass the entire emission bandwidth (EBW) of the signal.
- Set RBW = 500KHz (or 300 kHz if the SA can't set RBW=500KHz).
- Set VBW \geq 1 MHz.
- Number of points in sweep \geq 2 Span / RBW.
- Sweep time = auto.
- Detector = RMS
- Trace average at least 100 traces in power averaging mode.
- If the SA can't set RBW=500KHz, then add $10 \log(500\text{kHz}/\text{RBW})$ to the test result.
- Add $10 \log(1/x)$, where x is the duty cycle, to the measured power in order to compute the average power during the actual transmission times. For example, add $10 \log(1/0.25) = 6$ dB if the duty cycle is 25 percent.

1. The RF output of EUT was connected to the spectrum analyzer by a low loss cable.
2. Each plot has already offset with cable loss, and attenuator loss. Measure the PPSD and record it.
3. For MIMO mode, calculation method follows FCC KDB 662911 D01 Multiple Transmitter Output v02r01.

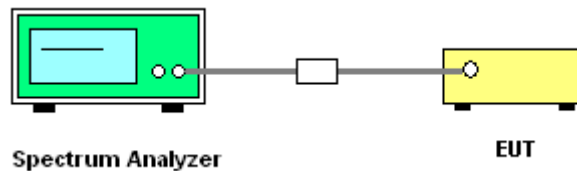
Method (a): Measure and sum the spectra across the outputs. (UNII-1/2A/2C)

The total final Power Spectral Density is the bin-by-bin summation to obtain the combined spectrum. For the device with 2 transmitter outputs. The spectrum measurements of the individual outputs are all performed with the same span and number of points, the spectrum value in the first spectral bin of output 1 is summed with that in the first spectral bin of output 2 to obtain the value for the first frequency bin of the summed spectrum.

Method (c): Measure and add $10 \log(N_{ANT})$ dB, where N_{ANT} is the number of outputs. (UNII-3)

The measurement on each individual output were performed with the same span and number on each individual output. The quantity $10 \log(N_{ANT})$ dB is added to each spectrum value before comparing to the emission limit.

3.3.4 Test Setup

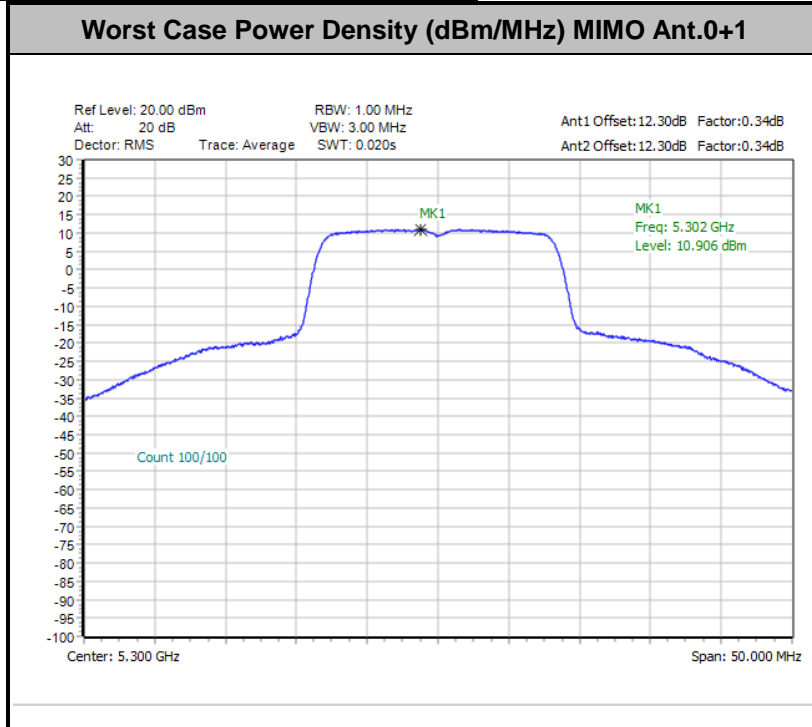




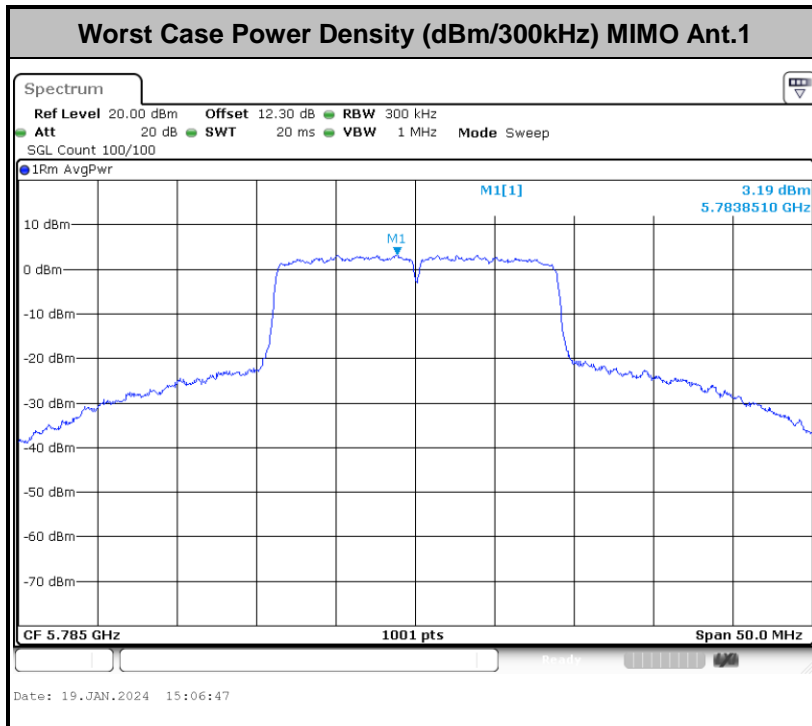
3.3.5 Test Result of Power Spectral Density

Please refer to Appendix A.

For devices operating in the bands UNII-1/2A/2C



For devices operating in the band UNII-3





3.4 Unwanted Emissions Measurement

This section as specified in FCC Part 15.407(b) is to measure unwanted emissions through radiated measurement for band edge spurious emissions and out of band emissions measurement. The unwanted emissions shall comply with 15.407(b)(1) to (6), and restricted bands per FCC Part 15.205.

3.4.1 Limit of Unwanted Emissions

- (1) For transmitters operating in the 5150-5250 MHz band: all emissions outside of the 5150-5350 MHz band shall not exceed an EIRP of -27dBm/MHz .

For transmitters operating in the 5250-5350 MHz band: all emissions outside of the 5150-5350 MHz band shall not exceed an EIRP of -27 dBm/MHz . Devices operating in the 5250-5350 MHz band that generate emissions in the 5150-5250 MHz band must meet all applicable technical requirements for operation in the 5150-5250 MHz band (including indoor use) or alternatively meet an out-of-band emission EIRP limit of -27 dBm/MHz in the 5150-5250 MHz band.

For transmitters operating in the 5470-5600 MHz and 5650-5725MHz band: all emissions outside of the 5470-5600 MHz and 5650-5725MHz band shall not exceed an EIRP of -27 dBm/MHz .

- (2) For transmitters operating in the 5.725-5.85 GHz band:
15.407(b)(4)(i) All emissions shall be limited to a level of -27 dBm/MHz at 75 MHz or more above or below the band edge increasing linearly to 10 dBm/MHz at 25 MHz above or below the band edge, and from 25 MHz above or below the band edge increasing linearly to a level of 15.6 dBm/MHz at 5 MHz above or below the band edge, and from 5 MHz above or below the band edge increasing linearly to a level of 27 dBm/MHz at the band edge.



(3) Unwanted spurious emissions fallen in restricted bands shall comply with the general field strength limits as below table,

Frequency (MHz)	Field Strength (microvolts/meter)	Measurement Distance (meters)
0.009 – 0.490	2400/F(kHz)	300
0.490 – 1.705	24000/F(kHz)	30
1.705 – 30.0	30	30
30 – 88	100	3
88 – 216	150	3
216 - 960	200	3
Above 960	500	3

(4) EIRP (dBm)	Field Strength at 3m (dBµV/m)
- 27	68.2

Note: The following formula is used to convert the EIRP to field strength.

$$EIRP = E_{Meas} + 20\log (d_{Meas}) - 104.7$$

where

EIRP is the equivalent isotropically radiated power, in dBm

E_{Meas} is the field strength of the emission at the measurement distance, in dBµV/m

d_{Meas} is the measurement distance, in m

3.4.2 Measuring Instruments

The measuring equipment is listed in the section 4 of this test report.



3.4.3 Test Procedures

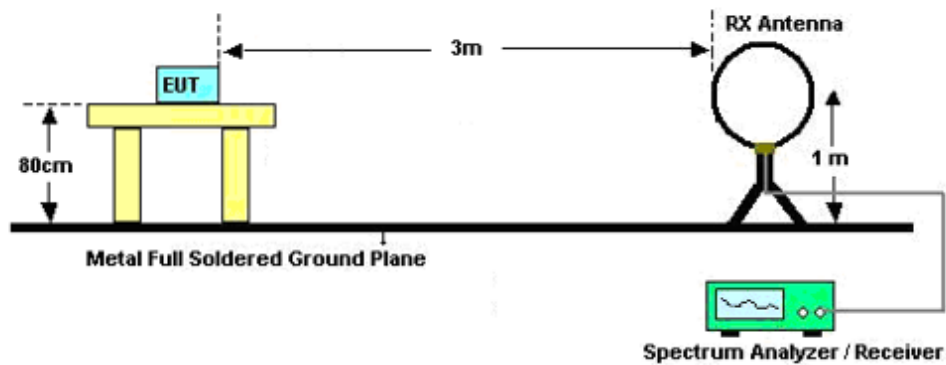
1. The testing follows FCC KDB 789033 D02 General UNII Test Procedures New Rules v01r04. Section G) Unwanted emissions measurement.
 - (1) Procedure for Unwanted Emissions Measurements Below 1000MHz
 - RBW = 120 kHz
 - VBW = 300 kHz
 - Detector = Peak
 - Trace mode = max hold
 - (2) Procedure for Peak Unwanted Emissions Measurements Above 1000 MHz
 - RBW = 1 MHz
 - VBW \geq 3 MHz
 - Detector = Peak
 - Sweep time = auto
 - Trace mode = max hold
 - (3) Procedures for Average Unwanted Emissions Measurements Above 1000MHz
 - RBW = 1 MHz
 - VBW = 10 Hz, when duty cycle is no less than 98 percent.
 - VBW \geq 1/T, when duty cycle is less than 98 percent where T is the minimum transmission duration over which the transmitter is on.
 - (4) Procedures for Average Unwanted Emissions Measurements Above 1000MHz
 - RBW = 1 MHz
 - VBW = 3 MHz
 - Detector = power averaging (rms), set span/(# of points in sweep) \geq RBW/2.
 - Averaging type = power averaging(RMS)
 - The correction factor shall be offset is 10 log (1/x), where x is the duty cycle.
2. The EUT was placed on a turntable with 0.8 meter for frequency below 1GHz and 1.5 meter for frequency above 1GHz respectively above ground.
3. The EUT was set 3 meters from the interference receiving antenna which was mounted on the top of a variable height antenna tower.
4. The antenna is a broadband antenna and its height is adjusted between one meter and four meters above ground to find the maximum value of the field strength for both horizontal polarization and vertical polarization of the antenna.
5. For each suspected emission, the EUT was arranged to its worst case and then adjust the antenna tower (from 1 m to 4 m) and turntable (from 0 degree to 360 degrees) to find the maximum reading.
6. For testing below 1GHz, if the emission level of the EUT in peak mode was 3 dB lower than the

limit specified, then peak values of EUT will be reported, otherwise, the emissions will be repeated one by one using the CISPR quasi-peak method and reported.

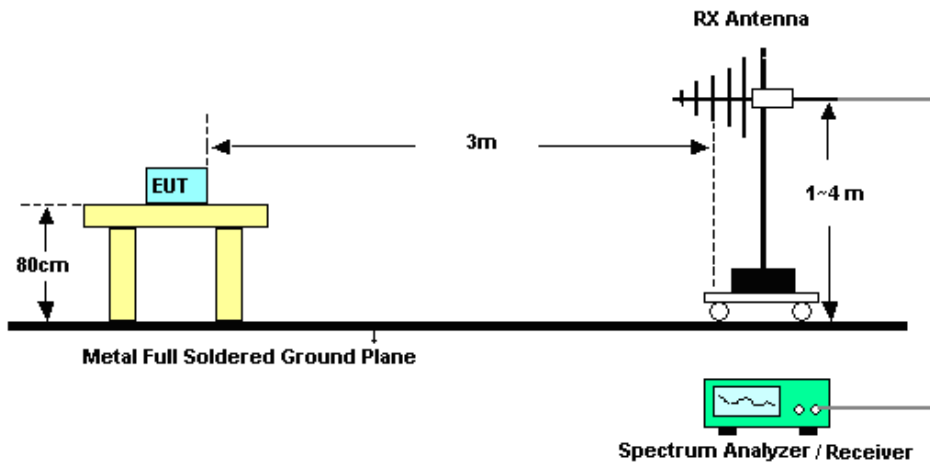
7. For testing above 1GHz, the emission level of the EUT in peak mode was 20dB lower than average limit (that means the emission level in average mode also complies with the limit in average mode), then peak values of EUT will be reported, otherwise, the emissions will be measured in average mode again and reported.

3.4.4 Test Setup

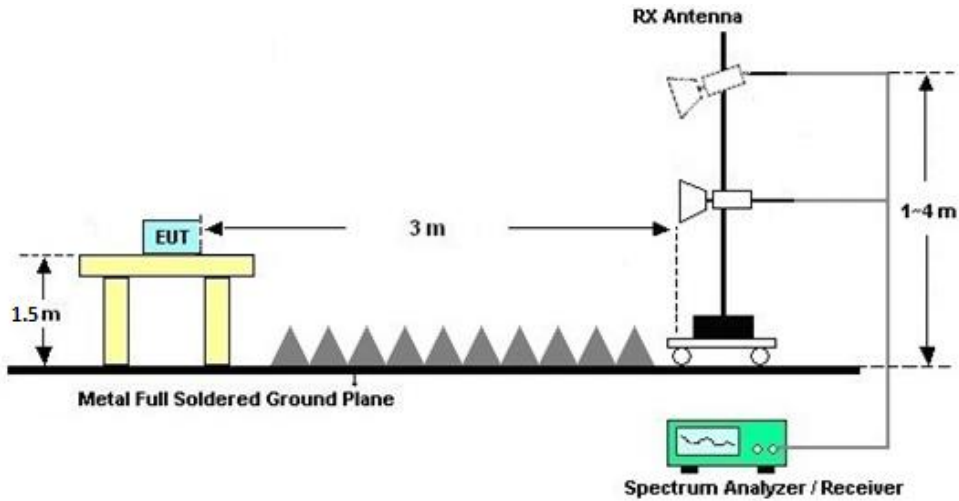
For radiated emissions below 30MHz



For radiated emissions from 30MHz to 1GHz



For radiated emissions above 1GHz



3.4.5 Test Results of Radiated Spurious Emissions (9 kHz ~ 30 MHz)

The low frequency, which started from 9 kHz to 30MHz, was pre-scanned and the result which was 20dB lower than the limit line was not reported.

There is a comparison data of both open-field test site and semi-Anechoic chamber, and the result came out very similar.

3.4.6 Test Result of Radiated Spurious at Band Edges

Please refer to Appendix C.

3.4.7 Duty Cycle

Please refer to Appendix D.

3.4.8 Test Result of Radiated Spurious Emissions (30MHz ~ 10th Harmonic)

Please refer to Appendix C.



3.5 AC Conducted Emission Measurement

3.5.1 Limit of AC Conducted Emission

For equipment that is designed to be connected to the public utility (AC) power line, the radio frequency voltage that is conducted back onto the AC power line on any frequency or frequencies within the band 150 kHz to 30 MHz shall not exceed the limits in the following table.

Frequency of emission (MHz)	Conducted limit (dBµV)	
	Quasi-peak	Average
0.15-0.5	66 to 56*	56 to 46*
0.5-5	56	46
5-30	60	50

*Decreases with the logarithm of the frequency.

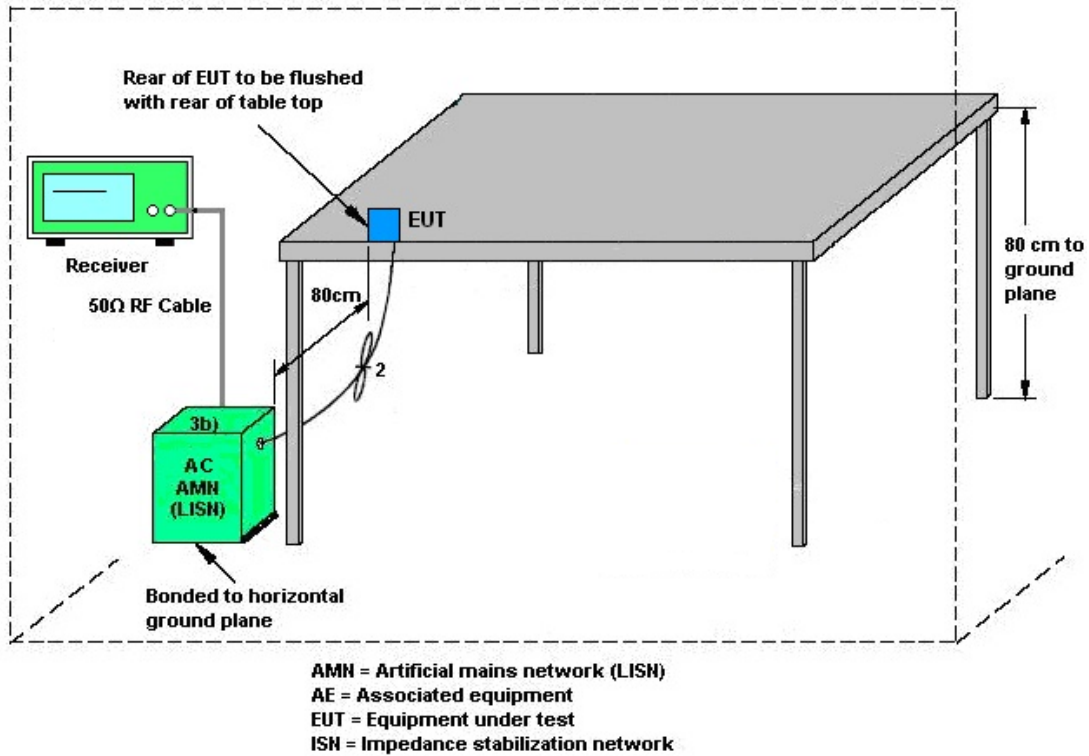
3.5.2 Measuring Instruments

The measuring equipment is listed in the section 4 of this test report.

3.5.3 Test Procedures

1. The EUT was placed 0.4 meter from the conducting wall of the shielding room was kept at least 80 centimeters from any other grounded conducting surface.
2. Connect EUT to the power mains through a line impedance stabilization network (LISN).
3. All the support units are connecting to the other LISN.
4. The LISN provides 50 ohm coupling impedance for the measuring instrument.
5. The FCC states that a 50 ohm, 50 microhenry LISN should be used.
6. Both sides of AC line were checked for maximum conducted interference.
7. The frequency range from 150 kHz to 30 MHz was searched.
8. Set the test-receiver system to Peak Detect Function and specified bandwidth with Maximum Hold Mode.

3.5.4 Test Setup



3.5.5 Test Result of AC Conducted Emission

Please refer to Appendix B.



3.6 Antenna Requirements

3.6.1 Standard Applicable

According to FCC 47 CFR Section 15.407(a)(1)(2) ,if transmitting antenna directional gain is greater than 6 dBi, both the peak transmit power and the peak power spectral density shall be reduced by the amount in dB that the directional gain of the antenna exceeds 6 dBi.

3.6.2 Antenna Anti-Replacement Construction

An embedded-in antenna design is used.

3.6.3 Antenna Gain

<CDD Modes >

FCC KDB 662911 D01 Multiple Transmitter Output v02r01

For CDD transmissions, directional gain is calculated as

Directional gain = GANT + Array Gain, where Array Gain is as follows.

For power spectral density (PSD) measurements on all devices,

Array Gain = 10 log(NANT/NSS=1) dB.

For power measurements on IEEE 802.11 devices,

Array Gain = 0 dB (i.e., no array gain) for NANT ≤ 4.

Directional gain may be calculated by using the formulas applicable to equal gain antennas with GANT set equal to the gain of the antenna having the highest gain;

The EUT supports CDD mode.

For power, the directional gain GANT is set equal to the antenna having the highest gain, i.e., F)2)f)i).

For PSD, the directional gain calculation is following F)2)f)ii) of KDB 662911 D01 v02r01.

The power and PSD limit should be modified if the directional gain of EUT is over 6 dBi,

The directional gain “DG” is calculated as following table.

<CDD Modes>						
	Ant. 1 (dBi)	Ant. 2 (dBi)	DG for Power (dBi)	DG for PSD (dBi)	Power Limit Reduction (dB)	PSD Limit Reduction (dB)
UNII-1	-0.90	-0.90	-0.90	2.11	0.00	0.00
UNII-2A	-1.40	-1.40	-1.40	1.61	0.00	0.00
UNII-2C	-0.30	-0.30	-0.30	2.71	0.00	0.00
UNII-3	0.40	0.40	0.40	3.41	0.00	0.00

Power limit reduction = Composite gain – 6dBi, (min = 0)

PSD limit reduction = Composite gain + PSD Array gain – 6dBi, (min = 0)



4 List of Measuring Equipment

Instrument	Manufacturer	Model No.	Serial No.	Characteristics	Calibration Date	Test Date	Due Date	Remark
Spectrum Analyzer	R&S	FSV40	101078	10Hz~40GHz	Apr. 06, 2023	Jan. 19, 2024~ Jan. 26, 2024	Apr. 05, 2024	Conducted (TH01-SZ)
Pulse Power Sensor	Anritsu	MA2411B	1339473	30MHz~40GHz	Dec. 29, 2023	Jan. 19, 2024~ Jan. 26, 2024	Dec. 28, 2024	Conducted (TH01-SZ)
Power Meter	Anritsu	ML2495A	1218010	50MHz Bandwidth	Aug. 21, 2023	Jan. 19, 2024~ Jan. 26, 2024	Aug. 20, 2024	Conducted (TH01-SZ)
EMI Test Receiver	R&S	ESR7	101404	9kHz~7GHz	Oct. 18, 2023	Jan. 18, 2024~ Feb. 27, 2024	Oct. 17, 2024	Radiation (03CH04-SZ)
EXA Spectrum Analyzer	KEYSIGHT	N9010A	MY551502 13	10Hz~44GHz	Jul. 07, 2023	Jan. 18, 2024~ Feb. 27, 2024	Jul. 06, 2024	Radiation (03CH04-SZ)
Loop Antenna	R&S	HFH2-Z2	100354	9kHz~30MHz	Jun. 28, 2022	Jan. 18, 2024~ Feb. 27, 2024	Jun. 27, 2024	Radiation (03CH04-SZ)
Bilog Antenna	TeseQ	CBL6111D	41909	30MHz~1GHz	May 14, 2023	Jan. 18, 2024~ Feb. 27, 2024	May 13, 2024	Radiation (03CH04-SZ)
Double Ridge Horn Antenna	SCHWARZBECK	BBHA9120D	9120D-147 4	1GHz~18GHz	Jul. 07, 2023	Jan. 18, 2024~ Feb. 27, 2024	Jul. 06, 2024	Radiation (03CH04-SZ)
Horn Antenna	SCHWARZBECK	BBHA9170	9170#679	15GHz~40GHz	Jul. 08, 2023	Jan. 18, 2024~ Feb. 27, 2024	Jul. 07, 2024	Radiation (03CH04-SZ)
Amplifier	Burgeon	BPA-530	102211	0.01Hz~3000MHz	Oct. 18, 2023	Jan. 18, 2024~ Feb. 27, 2024	Oct. 17, 2024	Radiation (03CH04-SZ)
HF Amplifier	MITEQ	AMF-7D-0010 1800-30-10P-R	1943528	1GHz~18GHz	Oct. 18, 2023	Jan. 18, 2024~ Feb. 27, 2024	Oct. 17, 2024	Radiation (03CH04-SZ)
HF Amplifier	MITEQ	TTA1840-35-HG	1871923	18GHz~40GHz	Jul. 07, 2023	Jan. 18, 2024~ Feb. 27, 2024	Jul. 06, 2024	Radiation (03CH04-SZ)
Amplifier	Agilent Technologies	83017A	MY572801 36	500MHz~26.5GHz	Aug. 21, 2023	Jan. 18, 2024~ Feb. 27, 2024	Aug. 20, 2024	Radiation (03CH04-SZ)
AC Power Source	APC	AFV-S-600B	F11905001 9	N/A	Oct. 18, 2023	Jan. 18, 2024~ Feb. 27, 2024	Oct. 17, 2024	Radiation (03CH04-SZ)
Turn Table	EM	EM1000	N/A	0~360 degree	NCR	Jan. 18, 2024~ Feb. 27, 2024	NCR	Radiation (03CH04-SZ)
Antenna Mast	EM	EM1000	N/A	1 m~4 m	NCR	Jan. 18, 2024~ Feb. 27, 2024	NCR	Radiation (03CH04-SZ)
EMI Receiver	R&S	ESCI7	100768	9kHz~7GHz;	May 16, 2023	Jan. 09, 2024	May 15, 2024	Conduction (CO01-KS)
AC LISN (for auxiliary equipment)	MessTec	AN3016	060103	9kHz~30MHz	Oct. 11, 2023	Jan. 09, 2024	Oct. 10, 2024	Conduction (CO01-KS)
AC LISN	MessTec	AN3016	060105	9kHz~30MHz	May 16, 2023	Jan. 09, 2024	May 15, 2024	Conduction (CO01-KS)
AC Power Source	Chroma	61602	ABP00000 0811	AC 0V~300V, 45Hz~1000Hz	Oct. 11, 2023	Jan. 09, 2024	Oct. 10, 2024	Conduction (CO01-KS)

NCR: No Calibration Required



5 Measurement Uncertainty

The measurement uncertainties shown below were calculated in accordance with the requirements of ANSI 63.10-2013. All the measurement uncertainty value were shown with a coverage K=2 to indicate 95% level of confidence. The measurement data show herein meets or exceeds the CISPR measurement uncertainty values specified in CISPR 16-4-2 and can be compared directly to specified limit to determine compliance.

Uncertainty of Conducted Measurement

Test Item	Uncertainty
Conducted Spurious Emission & Bandedge	±1.34 dB
Occupied Channel Bandwidth	±0.1%
Conducted Power	±1.34 dB
Conducted Power Spectral Density	±1.32 dB
Frequency	±1.3 Hz

Uncertainty of AC Conducted Emission Measurement (0.15 MHz ~ 30 MHz)

Measuring Uncertainty for a Level of Confidence of 95% (U = 2Uc(y))	2.84 dB
---------------------------------------------------------------------	---------

Uncertainty of Radiated Emission Measurement (9 KHz ~ 30 MHz)

Measuring Uncertainty for a Level of Confidence of 95% (U = 2Uc(y))	2.8 dB
---------------------------------------------------------------------	--------

Uncertainty of Radiated Emission Measurement (30 MHz ~ 1000 MHz)

Measuring Uncertainty for a Level of Confidence of 95% (U = 2Uc(y))	5.1 dB
---------------------------------------------------------------------	--------

Uncertainty of Radiated Emission Measurement (1 GHz ~ 18 GHz)

Measuring Uncertainty for a Level of Confidence of 95% (U = 2Uc(y))	4.8 dB
---------------------------------------------------------------------	--------

Uncertainty of Radiated Emission Measurement (18 GHz ~ 40 GHz)

Measuring Uncertainty for a Level of Confidence of 95% (U = 2Uc(y))	5.1 dB
---------------------------------------------------------------------	--------

----- THE END -----



Appendix A. Conducted Test Results

Appendix A. Test Result of Conducted Test Items

Test Engineer:	Ma Jie	Temperature:	21~25	°C
Test Date:	2024/1/19~2024/1/26	Relative Humidity:	51~54	%

TEST RESULTS DATA
26dB and 99% OBW

U-NII-1									
Mod.	Data Rate	NTX	CH.	Freq. (MHz)	99% Bandwidth (MHz)		26 dB Bandwidth (MHz)		Note
					Ant 0	Ant 1	Ant 0	Ant 1	
11a	6Mbps	2	36	5180	16.38	16.38	18.66	18.78	
11a	6Mbps	2	44	5220	16.38	16.38	18.66	18.60	
11a	6Mbps	2	48	5240	16.38	16.38	18.60	18.60	
VHT20	MCS0	2	36	5180	17.53	17.58	19.74	19.74	
VHT20	MCS0	2	44	5220	17.53	17.58	19.74	19.80	
VHT20	MCS0	2	48	5240	17.53	17.53	19.80	19.74	
VHT40	MCS0	2	38	5190	36.26	36.36	45.84	73.92	
VHT40	MCS0	2	46	5230	36.16	36.26	43.44	72.84	
VHT80	MCS0	2	42	5210	76.84	76.72	88.80	87.84	
HE20	MCS0	2	36	5180	18.88	18.80	20.58	20.58	
HE20	MCS0	2	44	5220	18.88	18.88	20.58	20.58	
HE20	MCS0	2	48	5240	18.88	18.93	20.52	20.52	
HE40	MCS0	2	38	5190	37.76	37.86	56.14	56.64	
HE40	MCS0	2	46	5230	37.76	37.76	56.04	58.92	
HE80	MCS0	2	42	5210	77.44	77.32	84.72	86.40	

TEST RESULTS DATA
Average Power Table

FCC U-NII-1															
Mod.	Data Rate	NTX	CH.	RU Config	Freq. (MHz)	Duty Factor (dB)		Average Conducted Power (dBm)			FCC Conducted Power Limit (dBm)		DG (dBi)		Pass/Fail
						Ant 0	Ant 1	Ant 0	Ant 1	SUM	Ant 0	Ant 1	Ant 0	Ant 1	
11a	6Mbps	2	36	Full	5180	0.34	0.34	16.62	16.46	19.55	24.00	-0.90		Pass	
11a	6Mbps	2	44	Full	5220	0.34	0.34	16.60	17.00	19.82	24.00	-0.90		Pass	
11a	6Mbps	2	48	Full	5240	0.34	0.34	16.56	16.49	19.54	24.00	-0.90		Pass	
HT20	MCS0	2	36	Full	5180	0.35	0.35	16.46	17.00	19.75	24.00	-0.90		Pass	
HT20	MCS0	2	44	Full	5220	0.35	0.35	16.44	16.96	19.72	24.00	-0.90		Pass	
HT20	MCS0	2	48	Full	5240	0.35	0.35	16.36	16.88	19.64	24.00	-0.90		Pass	
HT40	MCS0	2	38	Full	5190	0.63	0.63	15.50	15.95	18.74	24.00	-0.90		Pass	
HT40	MCS0	2	46	Full	5230	0.63	0.63	17.85	18.20	21.04	24.00	-0.90		Pass	
VHT20	MCS0	2	36	Full	5180	0.35	0.35	16.57	17.13	19.87	24.00	-0.90		Pass	
VHT20	MCS0	2	44	Full	5220	0.35	0.35	16.53	17.08	19.82	24.00	-0.90		Pass	
VHT20	MCS0	2	48	Full	5240	0.35	0.35	16.44	17.00	19.74	24.00	-0.90		Pass	
VHT40	MCS0	2	38	Full	5190	0.62	0.62	15.59	16.04	18.83	24.00	-0.90		Pass	
VHT40	MCS0	2	46	Full	5230	0.62	0.62	17.94	18.29	21.13	24.00	-0.90		Pass	
VHT80	MCS0	2	42	Full	5210	1.02	1.02	15.44	15.77	18.62	24.00	-0.90		Pass	
HE20	MCS0	2	36	Full	5180	0.42	0.42	16.71	17.30	20.02	24.00	-0.90		Pass	
				26/0		0.42	0.42	5.71	8.12	10.09	24.00	-0.90		Pass	
				52/37		0.42	0.42	8.98	10.31	12.71	24.00	-0.90		Pass	
				106/53		0.42	0.42	11.68	12.61	15.18	24.00	-0.90		Pass	
			44	Full	5220	0.42	0.42	16.58	17.19	19.90	24.00	-0.90		Pass	
				26/8		0.42	0.42	16.55	17.17	19.88	24.00	-0.90		Pass	
				52/40		0.42	0.42	5.43	8.01	9.92	24.00	-0.90		Pass	
				106/54		0.42	0.42	8.81	10.18	12.56	24.00	-0.90		Pass	
HE40	MCS0	2	38	Full	5190	0.67	0.67	15.48	15.90	18.70	24.00	-0.90		Pass	
			46	Full	5230	0.67	0.67	18.26	18.70	21.50	24.00	-0.90		Pass	
HE80	MCS0	2	42	Full	5210	0.95	0.95	14.70	14.96	17.84	24.00	-0.90		Pass	

Power Setting
patha=30
patha=30
patha=30
patha=30
patha=30
patha=30
patha=40
patha=25
patha=30
patha=30
patha=30
patha=40
patha=25
patha=40
patha=30
patha=100
patha=80
patha=60
patha=30
patha=30
patha=100
patha=80
patha=60
patha=40
patha=20
patha=45

TEST RESULTS DATA
Power Spectral Density

FCC U-NII-1															
Mod.	Data Rate	NTX	CH.	RU Config	Freq. (MHz)	Duty Factor (dB)		Average Power Density (dBm/MHz)			Average PSD Limit (dBm/MHz)		DG (dBi)		Pass /Fail
						Ant 0	Ant 1	Ant 0	Ant 1	SUM	Ant 0	Ant 1	Ant 0	Ant 1	
11a	6Mbps	2	36	Full	5180	0.34	0.34			7.55	11.00	2.11		Pass	
11a	6Mbps	2	44	Full	5220	0.34	0.34			7.37	11.00	2.11		Pass	
11a	6Mbps	2	48	Full	5240	0.34	0.34			7.38	11.00	2.11		Pass	
VHT20	MCS0	2	36	Full	5180	0.35	0.35			7.36	11.00	2.11		Pass	
VHT20	MCS0	2	44	Full	5220	0.35	0.35			7.14	11.00	2.11		Pass	
VHT20	MCS0	2	48	Full	5240	0.35	0.35			7.15	11.00	2.11		Pass	
VHT40	MCS0	2	38	Full	5190	0.63	0.63			7.49	11.00	2.11		Pass	
VHT40	MCS0	2	46	Full	5230	0.63	0.63			7.48	11.00	2.11		Pass	
VHT80	MCS0	2	42	Full	5210	1.02	1.02			4.70	11.00	2.11		Pass	
HE20	MCS0	2	36	Full	5180	0.42	0.42			7.14	11.00	2.11		Pass	
				26/0		0.42	0.42			6.85	11.00	2.11		Pass	
				52/37		0.42	0.42			7.00	11.00	2.11		Pass	
				106/53		0.42	0.42			6.62	11.00	2.11		Pass	
HE20	MCS0	2	44	Full	5220	0.42	0.42			7.10	11.00	2.11		Pass	
HE20	MCS0	2	48	Full	5240	0.42	0.42			6.95	11.00	2.11		Pass	
				26/8		0.42	0.42			6.91	11.00	2.11		Pass	
				52/40		0.42	0.42			6.86	11.00	2.11		Pass	
				106/54		0.42	0.42			6.77	11.00	2.11		Pass	
HE40	MCS0	2	38	Full	5190	0.67	0.67			7.34	11.00	2.11		Pass	
HE40	MCS0	2	46	Full	5230	0.67	0.67			7.27	11.00	2.11		Pass	
HE80	MCS0	2	42	Full	5210	0.95	0.95			4.76	11.00	2.11		Pass	

TEST RESULTS DATA
26dB and 99% OBW

U-NII-2A											
Mod.	Data Rate	NTX	CH.	Freq. (MHz)	99% Bandwidth (MHz)		26 dB Bandwidth (MHz)		FCC 26dB Bandwidth Power Limit (dBm)		Note
					Ant 0	Ant 1	Ant 0	Ant 1	Ant 0	Ant 1	
11a	6Mbps	2	52	5260	16.43	16.53	18.78	23.40	23.74		
11a	6Mbps	2	60	5300	16.43	16.48	18.84	23.88	23.75		
11a	6Mbps	2	64	5320	16.43	16.48	18.72	29.28	23.72		
VHT20	MCS0	2	52	5260	17.53	17.68	19.80	25.38	23.97		
VHT20	MCS0	2	60	5300	17.58	17.68	19.86	26.40	23.98		
VHT20	MCS0	2	64	5320	17.58	17.68	19.86	23.04	23.98		
VHT40	MCS0	2	54	5270	36.16	36.36	50.52	74.64	23.98		
VHT40	MCS0	2	62	5310	36.26	36.36	50.28	74.52	23.98		
VHT80	MCS0	2	58	5290	76.96	76.72	88.32	141.80	23.98		
HE20	MCS0	2	52	5260	18.93	18.93	20.58	20.52	23.98		
HE20	MCS0	2	60	5300	18.93	18.98	20.58	20.58	23.98		
HE20	MCS0	2	64	5320	18.88	18.98	20.58	20.52	23.98		
HE40	MCS0	2	54	5270	37.76	38.06	56.40	61.32	23.98		
HE40	MCS0	2	62	5310	37.76	38.06	56.52	73.56	23.98		
HE80	MCS0	2	58	5290	77.44	77.20	84.48	84.00	23.98		

TEST RESULTS DATA
Average Power Table

FCC Band II																
Mod.	Data Rate	NTX	CH.	RU Config	Freq. (MHz)	Duty Factor (dB)		Average Conducted Power (dBm)			FCC Conducted Power Limit (dBm)		DG (dBi)		EIRP Power Limit (dBm)	Pass/Fail
						Ant 0	Ant 1	Ant 0	Ant 1	SUM	Ant 0	Ant 1	Ant 0	Ant 1		
11a	6Mbps	2	52	Full	5260	0.34	0.34	18.73	19.42	22.10	23.74	-1.40	30	Pass		
11a	6Mbps	2	60	Full	5300	0.34	0.34	18.03	18.90	21.50	23.75	-1.40	30	Pass		
11a	6Mbps	2	64	Full	5320	0.34	0.34	17.37	18.32	20.88	23.72	-1.40	30	Pass		
HT20	MCS0	2	52	Full	5260	0.35	0.35	17.81	18.61	21.24	23.97	-1.40	30	Pass		
HT20	MCS0	2	60	Full	5300	0.35	0.35	17.16	18.03	20.63	23.98	-1.40	30	Pass		
HT20	MCS0	2	64	Full	5320	0.35	0.35	16.41	17.28	19.88	23.98	-1.40	30	Pass		
HT40	MCS0	2	54	Full	5270	0.63	0.63	18.57	19.39	22.01	23.98	-1.40	30	Pass		
HT40	MCS0	2	62	Full	5310	0.63	0.63	13.96	14.75	17.39	23.98	-1.40	30	Pass		
VHT20	MCS0	2	52	Full	5260	0.35	0.35	17.91	18.71	21.33	23.97	-1.40	30	Pass		
VHT20	MCS0	2	60	Full	5300	0.35	0.35	17.26	18.13	20.72	23.98	-1.40	30	Pass		
VHT20	MCS0	2	64	Full	5320	0.35	0.35	16.51	17.38	19.97	23.98	-1.40	30	Pass		
VHT40	MCS0	2	54	Full	5270	0.62	0.62	18.66	19.48	22.10	23.98	-1.40	30	Pass		
VHT40	MCS0	2	62	Full	5310	0.62	0.62	14.05	14.84	17.47	23.98	-1.40	30	Pass		
VHT80	MCS0	2	58	Full	5290	1.02	1.02	14.28	15.15	17.74	23.98	-1.40	30	Pass		
HE20	MCS0	2	52	Full	5260	0.42	0.42	18.68	19.55	22.14	23.98	-1.40	30	Pass		
				26/0		0.42	0.42	8.10	9.90	12.10	23.98	-1.40	30	Pass		
				52/37		0.42	0.42	10.74	12.28	14.59	23.98	-1.40	30	Pass		
				106/53		0.42	0.42	13.40	14.68	17.10	23.98	-1.40	30	Pass		
			64	Full	5320	0.42	0.42	18.50	19.45	22.01	23.98	-1.40	30	Pass		
				26/8		0.42	0.42	16.88	18.71	20.90	23.98	-1.40	30	Pass		
				52/40		0.42	0.42	7.28	8.90	11.18	23.98	-1.40	30	Pass		
				106/54		0.42	0.42	9.93	11.23	13.64	23.98	-1.40	30	Pass		
HE40	MCS0	2	54	Full	5270	0.67	0.67	18.58	19.54	22.10	23.98	-1.40	30	Pass		
			62	Full	5310	0.67	0.67	15.10	15.98	18.57	23.98	-1.40	30	Pass		
HE80	MCS0	2	58	Full	5290	0.95	0.95	13.70	14.70	17.24	23.98	-1.40	30	Pass		

Power Setting
patha=15
patha=20
patha=25
patha=20
patha=25
patha=30
patha=15
patha=45
patha=20
patha=25
patha=30
patha=15
patha=45
patha=15
patha=80
patha=60
patha=40
patha=15
patha=20
patha=85
patha=65
patha=45
patha=15
patha=40
patha=50

TEST RESULTS DATA
Power Spectral Density

U-NII-2A															
Mod.	Data Rate	NTX	CH.	RU Config	Freq. (MHz)	Duty Factor (dB)		Average Power Density (dBm/MHz)			Average PSD Limit (dBm/MHz)		DG (dBi)		Pass /Fail
						Ant 0	Ant 1	Ant 0	Ant 1	SUM	Ant 0	Ant 1	Ant 0	Ant 1	
11a	6Mbps	2	52	Full	5260	0.34	0.34			10.90	11.00	1.61		Pass	
11a	6Mbps	2	60	Full	5300	0.34	0.34			10.91	11.00	1.61		Pass	
11a	6Mbps	2	64	Full	5320	0.34	0.34			10.79	11.00	1.61		Pass	
VHT20	MCS0	2	52	Full	5260	0.35	0.35			10.55	11.00	1.61		Pass	
VHT20	MCS0	2	60	Full	5300	0.35	0.35			10.51	11.00	1.61		Pass	
VHT20	MCS0	2	64	Full	5320	0.35	0.35			10.38	11.00	1.61		Pass	
VHT40	MCS0	2	54	Full	5270	0.63	0.63			7.82	11.00	1.61		Pass	
VHT40	MCS0	2	62	Full	5310	0.63	0.63			7.80	11.00	1.61		Pass	
VHT80	MCS0	2	58	Full	5290	1.02	1.02			4.94	11.00	1.61		Pass	
HE20	MCS0	2	52	Full	5260	0.42	0.42			9.14	11.00	1.61		Pass	
				26/0		0.42	0.42			9.10	11.00	1.61		Pass	
				52/37		0.42	0.42			9.04	11.00	1.61		Pass	
				106/53		0.42	0.42			8.62	11.00	1.61		Pass	
HE20	MCS0	2	60	Full	5300	0.42	0.42			9.10	11.00	1.61		Pass	
HE20	MCS0	2	64	Full	5320	0.42	0.42			8.39	11.00	1.61		Pass	
				26/8		0.42	0.42			8.18	11.00	1.61		Pass	
				52/40		0.42	0.42			8.12	11.00	1.61		Pass	
				106/54		0.42	0.42			7.70	11.00	1.61		Pass	
HE40	MCS0	2	54	Full	5270	0.67	0.67			7.75	11.00	1.61		Pass	
HE40	MCS0	2	62	Full	5310	0.67	0.67			7.66	11.00	1.61		Pass	
HE80	MCS0	2	58	Full	5290	0.95	0.95			5.05	11.00	1.61		Pass	

TEST RESULTS DATA
26dB and 99% OBW

U-NII-2C											
Mod.	Data Rate	NTX	CH.	Freq. (MHz)	99% Bandwidth (MHz)		26 dB Bandwidth (MHz)		FCC 26dB Bandwidth Power Limit (dBm)		Note
					Ant 0	Ant 1	Ant 0	Ant 1	Ant 0	Ant 1	
11a	6Mbps	2	100	5500	16.43	16.73	22.32	34.54	23.98		
11a	6Mbps	2	116	5580	16.48	17.43	22.38	34.86	23.98		
11a	6Mbps	2	140	5700	16.48	16.98	22.62	34.94	23.98		
11a	6Mbps	2	144	5720	16.53	17.38	24.00	34.74	23.98		
VHT20	MCS0	2	100	5500	17.63	18.03	19.86	35.34	23.98		
VHT20	MCS0	2	116	5580	17.68	17.93	27.96	36.98	23.98		
VHT20	MCS0	2	140	5700	17.58	17.88	19.92	32.35	23.98		
VHT20	MCS0	2	144	5720	17.83	17.88	34.48	32.48	23.98		
VHT40	MCS0	2	102	5510	36.26	36.96	58.32	79.92	23.98		
VHT40	MCS0	2	110	5550	36.26	36.76	58.32	76.08	23.98		
VHT40	MCS0	2	134	5670	36.16	40.96	70.80	78.48	23.98		
VHT40	MCS0	2	142	5710	36.26	45.65	73.56	81.84	23.98		
VHT80	MCS0	2	106	5530	77.08	76.84	89.04	137.00	23.98		
VHT80	MCS0	2	122	5610	76.96	76.84	88.08	120.69	23.98		
VHT80	MCS0	2	138	5690	76.84	76.96	107.87	143.24	23.98		
HE20	MCS0	2	100	5500	18.93	19.03	20.58	30.35	23.98		
HE20	MCS0	2	116	5580	18.93	19.08	20.52	30.80	23.98		
HE20	MCS0	2	140	5700	18.93	19.08	20.52	31.30	23.98		
HE20	MCS0	2	144	5720	18.93	19.03	20.52	30.32	23.98		
HE40	MCS0	2	102	5510	37.76	38.56	56.52	75.36	23.98		
HE40	MCS0	2	110	5550	37.76	38.36	56.64	75.24	23.98		
HE40	MCS0	2	134	5670	37.86	39.26	56.40	75.96	23.98		
HE40	MCS0	2	142	5710	37.76	39.86	56.88	75.60	23.98		
HE80	MCS0	2	106	5530	77.44	77.32	87.12	140.64	23.98		
HE80	MCS0	2	122	5610	77.44	77.32	84.96	140.76	23.98		
HE80	MCS0	2	138	5690	77.44	77.32	87.12	141.04	23.98		

TEST RESULTS DATA
Average Power Table

FCC U-NII-2C																
Mod.	Data Rate	NTX	CH.	RU Config	Freq. (MHz)	Duty Factor (dB)		Average Conducted Power (dBm)			FCC Conducted Power Limit (dBm)		DG (dBi)		EIRP Power Limit (dBm)	Pass/Fail
						Ant 0	Ant 1	Ant 0	Ant 1	SUM	Ant 0	Ant 1	Ant 0	Ant 1		
11a	6Mbps	2	100	Full	5500	0.34	0.34	17.90	18.57	21.26	23.98	-0.30	30	Pass		
11a	6Mbps	2	116	Full	5580	0.34	0.34	19.20	20.09	22.68	23.98	-0.30	30	Pass		
11a	6Mbps	2	140	Full	5700	0.34	0.34	16.56	17.16	19.88	23.98	-0.30	30	Pass		
11a	6Mbps	2	144	Full	5720	0.34	0.34	19.40	20.10	22.78	23.98	-0.30	30	Pass		
HT20	MCS0	2	100	Full	5500	0.35	0.35	18.93	19.70	22.34	23.98	-0.30	30	Pass		
HT20	MCS0	2	116	Full	5580	0.35	0.35	19.61	20.44	23.05	23.98	-0.30	30	Pass		
HT20	MCS0	2	140	Full	5700	0.35	0.35	17.94	18.54	21.26	23.98	-0.30	30	Pass		
HT20	MCS0	2	144	Full	5720	0.35	0.35	19.80	20.32	23.08	23.98	-0.30	30	Pass		
HT40	MCS0	2	102	Full	5510	0.63	0.63	14.66	15.56	18.15	23.98	-0.30	30	Pass		
HT40	MCS0	2	110	Full	5550	0.63	0.63	13.26	14.14	16.74	23.98	-0.30	30	Pass		
HT40	MCS0	2	134	Full	5670	0.63	0.63	16.09	17.15	19.67	23.98	-0.30	30	Pass		
HT40	MCS0	2	142	Full	5710	0.63	0.63	19.76	20.86	23.36	23.98	-0.30	30	Pass		
VHT20	MCS0	2	100	Full	5500	0.35	0.35	19.03	19.80	22.44	23.98	-0.30	30	Pass		
VHT20	MCS0	2	116	Full	5580	0.35	0.35	19.71	20.54	23.15	23.98	-0.30	30	Pass		
VHT20	MCS0	2	140	Full	5700	0.35	0.35	18.04	18.64	21.36	23.98	-0.30	30	Pass		
VHT20	MCS0	2	144	Full	5720	0.35	0.35	19.90	20.42	23.17	23.98	-0.30	30	Pass		
VHT40	MCS0	2	102	Full	5510	0.62	0.62	14.75	15.65	18.23	23.98	-0.30	30	Pass		
VHT40	MCS0	2	110	Full	5550	0.62	0.62	13.35	14.23	16.82	23.98	-0.30	30	Pass		
VHT40	MCS0	2	134	Full	5670	0.62	0.62	16.18	17.24	19.75	23.98	-0.30	30	Pass		
VHT40	MCS0	2	142	Full	5710	0.62	0.62	19.85	20.95	23.44	23.98	-0.30	30	Pass		
VHT80	MCS0	2	106	Full	5530	1.02	1.02	14.17	14.88	17.55	23.98	-0.30	30	Pass		
VHT80	MCS0	2	122	Full	5610	1.02	1.02	18.24	19.17	21.74	23.98	-0.30	30	Pass		
VHT80	MCS0	2	138	Full	5690	1.02	1.02	19.67	20.46	23.09	23.98	-0.30	30	Pass		
HE20	MCS0	2	100	Full	5500	0.42	0.42	17.31	17.98	20.66	23.98	-0.30	30	Pass		
				26/0		0.42	0.42	7.11	8.20	10.70	23.98	-0.30	30	Pass		
				52/37		0.42	0.42	10.00	10.70	13.37	23.98	-0.30	30	Pass		
				106/53		0.42	0.42	12.58	13.11	15.86	23.98	-0.30	30	Pass		
			116	Full	5580	0.42	0.42	19.68	20.59	23.17	23.98	-0.30	30	Pass		
				26/8		0.42	0.42	16.20	16.84	19.54	23.98	-0.30	30	Pass		
				52/40		0.42	0.42	8.54	9.80	12.23	23.98	-0.30	30	Pass		
				106/54		0.42	0.42	11.20	12.14	14.71	23.98	-0.30	30	Pass		
			140	Full	5700	0.42	0.42	19.82	20.61	23.24	23.98	-0.30	30	Pass		
				26/8		0.42	0.42	9.11	10.62	12.94	23.98	-0.30	30	Pass		
				52/40		0.42	0.42	11.75	13.08	15.48	23.98	-0.30	30	Pass		
				106/54		0.42	0.42	15.02	16.09	18.60	23.98	-0.30	30	Pass		
144	Full	5720	0.42	0.42	19.82	20.61	23.24	23.98	-0.30	30	Pass					
	26/8		0.42	0.42	9.11	10.62	12.94	23.98	-0.30	30	Pass					
	52/40		0.42	0.42	11.75	13.08	15.48	23.98	-0.30	30	Pass					
	106/54		0.42	0.42	15.02	16.09	18.60	23.98	-0.30	30	Pass					
HE40	MCS0	2	102	Full	5510	0.67	0.67	14.80	15.63	18.24	23.98	-0.30	30	Pass		
			110	Full	5550	0.67	0.67	14.08	14.90	17.52	23.98	-0.30	30	Pass		
			134	Full	5670	0.67	0.67	16.86	17.88	20.41	23.98	-0.30	30	Pass		
HE80	MCS0	2	142	Full	5710	0.67	0.67	19.77	20.89	23.38	23.98	-0.30	30	Pass		
			106	Full	5530	0.95	0.95	14.11	14.81	17.48	23.98	-0.30	30	Pass		
			122	Full	5610	0.95	0.95	18.51	19.50	22.04	23.98	-0.30	30	Pass		
HE80	MCS0	2	138	Full	5690	0.95	0.95	19.80	20.63	23.24	23.98	-0.30	30	Pass		

Power Setting
patha=15
patha=5
patha=25
patha=5
patha=5
patha=0
patha=15
patha=0
patha=35
patha=45
patha=25
patha=0
patha=5
patha=0
patha=15
patha=0
patha=35
patha=45
patha=25
patha=0
patha=40
patha=10
patha=0
patha=20
patha=85
patha=65
patha=45
patha=0
patha=25
patha=90
patha=70
patha=50
patha=0
patha=70
patha=50
patha=25
patha=35
patha=40
patha=20
patha=0
patha=40
patha=10
patha=0

TEST RESULTS DATA
Power Spectral Density

U-NII-2C															
Mod.	Data Rate	NTX	CH.		Freq. (MHz)	Duty Factor (dB)		Average Power Density (dBm/MHz)			Average PSD Limit (dBm/MHz)		DG (dBi)		Pass /Fail
						Ant 0	Ant 1	Ant 0	Ant 1	SUM	Ant 0	Ant 1	Ant 0	Ant 1	
11a	6Mbps	2	100	Full	5500	0.34	0.34			10.82	11.00	2.71		Pass	
11a	6Mbps	2	116	Full	5580	0.34	0.34			10.82	11.00	2.71		Pass	
11a	6Mbps	2	140	Full	5700	0.34	0.34			10.35	11.00	2.71		Pass	
VHT20	MCS0	2	116	Full	5580	0.35	0.35			10.61	11.00	2.71		Pass	
VHT20	MCS0	2	140	Full	5700	0.35	0.35			10.12	11.00	2.71		Pass	
VHT20	MCS0	2	144	Full	5720	0.35	0.35			10.24	11.00	2.71		Pass	
VHT40	MCS0	2	102	Full	5510	0.63	0.63			7.72	11.00	2.71		Pass	
VHT40	MCS0	2	110	Full	5550	0.63	0.63			7.64	11.00	2.71		Pass	
VHT40	MCS0	2	134	Full	5670	0.63	0.63			7.64	11.00	2.71		Pass	
VHT40	MCS0	2	142	Full	5710	0.63	0.63			7.69	11.00	2.71		Pass	
VHT80	MCS0	2	106	Full	5530	1.02	1.02			4.70	11.00	2.71		Pass	
VHT80	MCS0	2	122	Full	5610	1.02	1.02			5.01	11.00	2.71		Pass	
VHT80	MCS0	2	138	Full	5690	1.02	1.02			4.81	11.00	2.71		Pass	
HE20	MCS0	2	100	Full	5500	0.42	0.42			8.18	11.00	2.71		Pass	
				26/0		0.42	0.42			7.96	11.00	2.71		Pass	
				52/37		0.42	0.42			7.95	11.00	2.71		Pass	
				106/53		0.42	0.42			7.63	11.00	2.71		Pass	
HE20	MCS0	2	116	Full	5580	0.42	0.42			10.15	11.00	2.71		Pass	
HE20	MCS0	2	140	Full	5700	0.42	0.42			6.99	11.00	2.71		Pass	
				26/8		0.42	0.42			6.53	11.00	2.71		Pass	
				52/40		0.42	0.42			6.53	11.00	2.71		Pass	
				106/54		0.42	0.42			6.38	11.00	2.71		Pass	
HE20	MCS0	2	144	Full	5720	0.42	0.42			10.20	11.00	2.71		Pass	
				26/8		0.42	0.42			9.72	11.00	2.71		Pass	
				52/40		0.42	0.42			9.62	11.00	2.71		Pass	
				106/54		0.42	0.42			10.13	11.00	2.71		Pass	
HE40	MCS0	2	102	Full	5510	0.67	0.67			7.59	11.00	2.71		Pass	
HE40	MCS0	2	110	Full	5550	0.67	0.67			7.49	11.00	2.71		Pass	
HE40	MCS0	2	134	Full	5670	0.67	0.67			7.52	11.00	2.71		Pass	
HE40	MCS0	2	142	Full	5710	0.67	0.67			7.45	11.00	2.71		Pass	
HE80	MCS0	2	106	Full	5530	0.95	0.95			4.80	11.00	2.71		Pass	
HE80	MCS0	2	122	Full	5610	0.95	0.95			4.89	11.00	2.71		Pass	
HE80	MCS0	2	138	Full	5690	0.95	0.95			4.97	11.00	2.71		Pass	

TEST RESULTS DATA
6dB and 26dB EBW and 99% OBW

U-NII-3													
Mod.	Data Rate	NTX	CH.	Freq. (MHz)	99% Bandwidth (MHz)		26dB Bandwidth (MHz)		6 dB Bandwidth (MHz)		6 dB Bandwidth Min. Limit (MHz)		Pass/Fail
					Ant 0	Ant 1	Ant 0	Ant 1	Ant 0	Ant 1	Ant 0	Ant 1	
11a	6Mbps	2	149	5745	16.53	16.83	22.80	32.64	16.15	16.45	0.5		Pass
11a	6Mbps	2	157	5785	16.48	16.73	22.68	34.62	16.40	16.45	0.5		Pass
11a	6Mbps	2	165	5825	16.48	16.73	23.82	34.14	16.40	16.40	0.5		Pass
VHT20	MCS0	2	149	5745	17.63	20.38	32.04	36.48	17.15	17.20	0.5		Pass
VHT20	MCS0	2	157	5785	17.63	18.13	32.10	36.96	17.10	17.35	0.5		Pass
VHT20	MCS0	2	165	5825	17.63	17.93	32.40	37.56	17.15	17.40	0.5		Pass
VHT40	MCS0	2	151	5755	36.26	41.26	50.79	80.28	35.37	35.28	0.5		Pass
VHT40	MCS0	2	159	5795	36.36	41.76	49.06	75.89	35.37	35.28	0.5		Pass
VHT80	MCS0	2	155	5775	76.84	76.96	98.88	97.68	76.64	76.64	0.5		Pass
HE20	MCS0	2	149	5745	18.93	19.08	20.52	32.34	18.10	18.20	0.5		Pass
HE20	MCS0	2	157	5785	18.88	19.08	20.52	33.90	18.15	18.15	0.5		Pass
HE20	MCS0	2	165	5825	18.93	19.03	20.52	33.60	18.20	18.25	0.5		Pass
HE40	MCS0	2	151	5755	37.86	42.86	55.20	63.57	37.71	37.80	0.5		Pass
HE40	MCS0	2	159	5795	37.86	40.66	55.08	63.77	37.71	37.80	0.5		Pass
HE80	MCS0	2	155	5775	77.32	77.44	82.08	82.32	77.76	77.92	0.5		Pass

TEST RESULTS DATA
Average Power Table

U-NII-3																
Mod.	Data Rate	Nrx	CH.	RU Config	Freq. (MHz)	Duty Factor (dB)			Average Conducted Power (dBm)			FCC Conducted Power Limit (dBm)		DG (dBi)		Pass/Fail
						Ant 0	Ant 1		Ant 0	Ant 1	SUM	Ant 0	Ant 1	Ant 0	Ant 1	
11a	6Mbps	2	149	Full	5745	0.34	0.34	18.37	19.38	21.92	30.00	0.40			Pass	
11a	6Mbps	2	157	Full	5785	0.34	0.34	18.53	19.42	22.01	30.00	0.40			Pass	
11a	6Mbps	2	165	Full	5825	0.34	0.34	18.50	19.41	21.99	30.00	0.40			Pass	
HT20	MCS0	2	149	Full	5745	0.35	0.35	19.54	20.35	22.97	30.00	0.40			Pass	
HT20	MCS0	2	157	Full	5785	0.35	0.35	19.55	20.68	23.16	30.00	0.40			Pass	
HT20	MCS0	2	165	Full	5825	0.35	0.35	19.00	19.97	22.52	30.00	0.40			Pass	
HT40	MCS0	2	151	Full	5755	0.63	0.63	19.58	20.99	23.36	30.00	0.40			Pass	
HT40	MCS0	2	159	Full	5795	0.63	0.63	19.56	21.02	23.36	30.00	0.40			Pass	
VHT20	MCS0	2	149	Full	5745	0.35	0.35	19.60	20.39	23.02	30.00	0.40			Pass	
VHT20	MCS0	2	157	Full	5785	0.35	0.35	19.64	20.73	23.23	30.00	0.40			Pass	
VHT20	MCS0	2	165	Full	5825	0.35	0.35	19.10	20.07	22.62	30.00	0.40			Pass	
VHT40	MCS0	2	151	Full	5755	0.62	0.62	19.64	21.04	23.41	30.00	0.40			Pass	
VHT40	MCS0	2	159	Full	5795	0.62	0.62	19.61	21.08	23.42	30.00	0.40			Pass	
VHT80	MCS0	2	155	Full	5775	1.02	1.02	19.61	20.90	23.31	30.00	0.40			Pass	
HE20	MCS0	2	149	Full	5745	0.42	0.42	19.58	20.55	23.10	30.00	0.40			Pass	
HE20	MCS0	2	149	26/0	5745	0.42	0.42	9.47	10.82	13.21	30.00	0.40			Pass	
HE20	MCS0	2	149	52/37	5745	0.42	0.42	12.26	13.81	16.11	30.00	0.40			Pass	
HE20	MCS0	2	149	106/53	5745	0.42	0.42	14.85	15.96	18.45	30.00	0.40			Pass	
HE20	MCS0	2	157	Full	5785	0.42	0.42	19.66	20.56	23.14	30.00	0.40			Pass	
HE20	MCS0	2	165	Full	5825	0.42	0.42	19.62	20.61	23.15	30.00	0.40			Pass	
HE20	MCS0	2	165	26/8	5825	0.42	0.42	9.06	10.43	12.81	30.00	0.40			Pass	
HE20	MCS0	2	165	52/40	5825	0.42	0.42	12.03	13.78	16.00	30.00	0.40			Pass	
HE20	MCS0	2	165	106/54	5825	0.42	0.42	14.67	15.88	18.33	30.00	0.40			Pass	
HE40	MCS0	2	151	Full	5755	0.67	0.67	19.63	20.79	23.26	30.00	0.40			Pass	
HE40	MCS0	2	159	Full	5795	0.67	0.67	19.66	20.96	23.37	30.00	0.40			Pass	
HE80	MCS0	2	155	Full	5775	0.95	0.95	19.56	20.86	23.27	30.00	0.40			Pass	

Power Setting
patha=10
patha=10
patha=10
patha=0
patha=0
patha=5
patha=0
patha=0
patha=0
patha=5
patha=0
patha=0
patha=0
patha=0
patha=0
patha=0
patha=70
patha=45
patha=25
patha=0
patha=0
patha=70
patha=45
patha=25
patha=0
patha=0

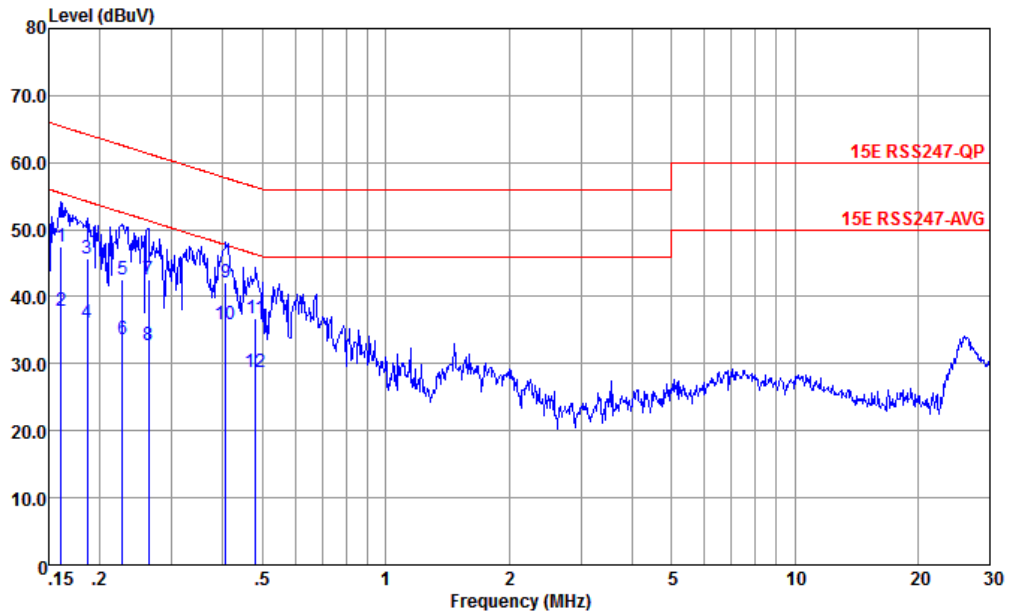
TEST RESULTS DATA
Power Spectral Density

U-NII-3																	
Mod.	Data Rate	NTX	CH.	RU Config	Freq. (MHz)	Duty Factor (dB)		10log (500kHz /RBW) Factor (dB)		Average Power Density (dBm/500kHz)			Average PSD Limit (dBm/500kHz)		DG (dBi)		Pass /Fail
						Ant 0	Ant 1	Ant 0	Ant 1	Ant 0	Ant 1	Worst+3.01	Ant 0	Ant 1	Ant 0	Ant 1	
11a	6Mbps	2	149	Full	5745	0.34	0.34	2.22	4.25	5.72	8.73	30.00	3.41	Pass			
11a	6Mbps	2	157	Full	5785	0.34	0.34	2.22	4.42	5.62	8.63	30.00	3.41	Pass			
11a	6Mbps	2	165	Full	5825	0.34	0.34	2.22	4.62	5.68	8.69	30.00	3.41	Pass			
VHT20	MCS0	2	149	Full	5745	0.35	0.35	2.22	4.02	5.21	8.22	30.00	3.41	Pass			
VHT20	MCS0	2	157	Full	5785	0.35	0.35	2.22	4.26	5.75	8.76	30.00	3.41	Pass			
VHT20	MCS0	2	165	Full	5825	0.35	0.35	2.22	4.36	5.70	8.71	30.00	3.41	Pass			
VHT40	MCS0	2	151	Full	5755	0.62	0.62	2.22	1.56	3.52	6.53	30.00	3.41	Pass			
VHT40	MCS0	2	159	Full	5795	0.62	0.62	2.22	1.85	3.63	6.64	30.00	3.41	Pass			
VHT80	MCS0	2	155	Full	5775	1.02	1.02	2.22	-0.66	0.93	3.94	30.00	3.41	Pass			
HE20	MCS0	2	149	Full	5745	0.42	0.42	2.22	4.00	5.56	8.57	30.00	3.41	Pass			
HE20	MCS0	2	149	26/0	5745	0.42	0.42	2.22	3.93	5.25	8.26	30.00	3.41	Pass			
HE20	MCS0	2	149	52/37	5745	0.42	0.42	2.22	3.54	5.25	8.26	30.00	3.41	Pass			
HE20	MCS0	2	149	106/53	5745	0.42	0.42	2.22	3.58	5.19	8.20	30.00	3.41	Pass			
HE20	MCS0	2	157	Full	5785	0.42	0.42	2.22	4.45	5.31	8.32	30.00	3.41	Pass			
HE20	MCS0	2	165	Full	5825	0.42	0.42	2.22	4.24	5.51	8.52	30.00	3.41	Pass			
HE20	MCS0	2	165	26/8	5825	0.42	0.42	2.22	3.26	4.90	7.91	30.00	3.41	Pass			
HE20	MCS0	2	165	52/40	5825	0.42	0.42	2.22	3.82	5.38	8.39	30.00	3.41	Pass			
HE20	MCS0	2	165	106/54	5825	0.42	0.42	2.22	3.64	4.66	7.67	30.00	3.41	Pass			
HE40	MCS0	2	151	Full	5755	0.67	0.67	2.22	1.52	3.50	6.51	30.00	3.41	Pass			
HE40	MCS0	2	159	Full	5795	0.67	0.67	2.22	1.51	3.37	6.38	30.00	3.41	Pass			
HE80	MCS0	2	155	Full	5775	0.95	0.00	2.22	-0.81	-0.14	2.87	30.00	3.41	Pass			



Appendix B. AC Conducted Emission Test Results

Test Engineer :	Amos Zhang	Temperature :	25.3~26.2°C
		Relative Humidity :	38~40%
Test Voltage :	120Vac / 60Hz	Phase :	Line
Remark :	All emissions not reported here are more than 10 dB below the prescribed limit.		

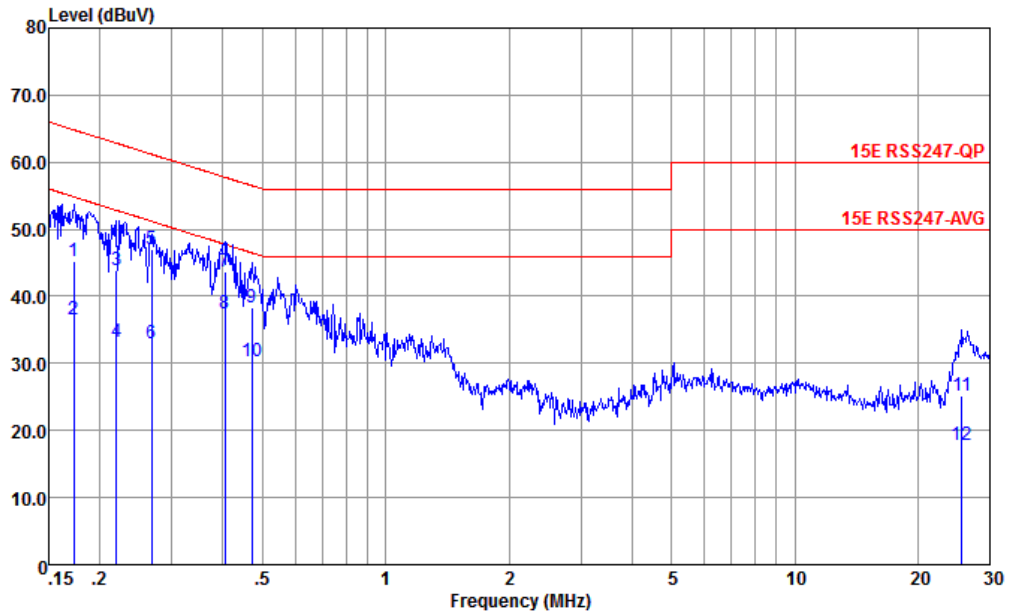


Site : CO01-KS
 Condition : 15E RSS247-QP LISN-060105-L 2023 LINE

	Freq	Level	Over Limit	Limit Line	Read Level	LISN Factor	Cable Loss	Remark
	MHz	dBuV	dB	dBuV	dBuV	dB	dB	
1	0.161	47.36	-18.07	65.43	36.89	0.05	10.42	QP
2	0.161	37.96	-17.47	55.43	27.49	0.05	10.42	Average
3	0.186	45.65	-18.55	64.20	35.21	0.03	10.41	QP
4	0.186	36.05	-18.15	54.20	25.61	0.03	10.41	Average
5	0.227	42.62	-19.95	62.57	32.20	0.03	10.39	QP
6	0.227	33.72	-18.85	52.57	23.30	0.03	10.39	Average
7	0.263	42.50	-18.84	61.34	32.10	0.04	10.36	QP
8	0.263	32.70	-18.64	51.34	22.30	0.04	10.36	Average
9	0.406	42.17	-15.56	57.73	31.89	0.00	10.28	QP
10 *	0.406	35.77	-11.96	47.73	25.49	0.00	10.28	Average
11	0.481	36.80	-19.52	56.32	26.60	-0.03	10.23	QP
12	0.481	28.80	-17.52	46.32	18.60	-0.03	10.23	Average



Test Engineer :	Amos Zhang	Temperature :	25.3~26.2°C
		Relative Humidity :	38~40%
Test Voltage :	120Vac / 60Hz	Phase :	Neutral
Remark :	All emissions not reported here are more than 10 dB below the prescribed limit.		



Site : CO01-KS
 Condition : 15E RSS247-QP LISN-060105-N 2023 NEUTRAL

	Freq	Level	Over	Limit	Read	LISN	Cable	Remark
	MHz	dBuV	Limit	Line	Level	Factor	Loss	
			dB	dBuV	dBuV	dB	dB	
1	0.173	45.16	-19.65	64.81	34.71	0.04	10.41	QP
2	0.173	36.56	-18.25	54.81	26.11	0.04	10.41	Average
3	0.220	43.92	-18.91	62.83	33.50	0.03	10.39	QP
4	0.220	33.12	-19.71	52.83	22.70	0.03	10.39	Average
5	0.267	47.04	-14.16	61.20	36.69	-0.01	10.36	QP
6	0.267	33.04	-18.16	51.20	22.69	-0.01	10.36	Average
7	0.404	43.72	-14.05	57.77	33.50	-0.06	10.28	QP
8 *	0.404	37.52	-10.25	47.77	27.30	-0.06	10.28	Average
9	0.471	38.27	-18.22	56.49	28.10	-0.07	10.24	QP
10	0.471	30.27	-16.22	46.49	20.10	-0.07	10.24	Average
11	25.591	25.22	-34.78	60.00	14.10	-0.43	11.55	QP
12	25.591	17.82	-32.18	50.00	6.70	-0.43	11.55	Average

Note:

- Level(dBμV) = Read Level(dBμV) + LISN Factor(dB) + Cable Loss(dB)
- Over Limit(dB) = Level(dBμV) – Limit Line(dBμV)



Appendix C. Radiated Spurious Emission Test Data

Test Engineer :	Wenbo Xiao	Relative Humidity :	50%
		Temperature :	20°C~22°C

Radiated Spurious Emission Test Modes

Mode	Band	Band (GHz)	Antenna	Modulation	Channel	Frequency	Data Rate	RU	Remark
Mode 1	U-NII-1	5.15-5.25	CDD 0+1	802.11a	36	5180	6Mbps	-	-
Mode 2	U-NII-1	5.15-5.25	CDD 0+1	802.11a	44	5220	6Mbps	-	-
Mode 3	U-NII-1	5.15-5.25	CDD 0+1	802.11a	48	5240	6Mbps	-	-
Mode 4	U-NII-2A	5.25-5.35	CDD 0+1	802.11a	52	5260	6Mbps	-	-
Mode 5	U-NII-2A	5.25-5.35	CDD 0+1	802.11a	60	5300	6Mbps	-	-
Mode 6	U-NII-2A	5.25-5.35	CDD 0+1	802.11a	64	5320	6Mbps	-	-
Mode 7	U-NII-2C	5.47-5.725	CDD 0+1	802.11a	100	5500	6Mbps	-	-
Mode 8	U-NII-2C	5.47-5.725	CDD 0+1	802.11a	116	5580	6Mbps	-	-
Mode 9	U-NII-2C	5.47-5.725	CDD 0+1	802.11a	140	5700	6Mbps	-	-
Mode 19	U-NII-1	5.15-5.25	CDD 0+1	802.11ax HE20	36	5180	MCS0	Full	-
Mode 20	U-NII-1	5.15-5.25	CDD 0+1	802.11ax HE20	44	5220	MCS0	Full	-
Mode 21	U-NII-1	5.15-5.25	CDD 0+1	802.11ax HE20	48	5240	MCS0	Full	-
Mode 22	U-NII-2A	5.25-5.35	CDD 0+1	802.11ax HE20	52	5260	MCS0	Full	-
Mode 23	U-NII-2A	5.25-5.35	CDD 0+1	802.11ax HE20	60	5300	MCS0	Full	-
Mode 24	U-NII-2A	5.25-5.35	CDD 0+1	802.11ax HE20	64	5320	MCS0	Full	-
Mode 25	U-NII-2C	5.47-5.725	CDD 0+1	802.11ax HE20	100	5500	MCS0	Full	-
Mode 26	U-NII-2C	5.47-5.725	CDD 0+1	802.11ax HE20	116	5580	MCS0	Full	-
Mode 27	U-NII-2C	5.47-5.725	CDD 0+1	802.11ax HE20	140	5700	MCS0	Full	-
Mode 28	U-NII-1	5.15-5.25	CDD 0+1	802.11ax HE20	36	5180	MCS0	Partial RU26/0	-
Mode 31	U-NII-2A	5.25-5.35	CDD 0+1	802.11ax HE20	64	5320	MCS0	Partial RU26/8	-
Mode 32	U-NII-2C	5.47-5.725	CDD 0+1	802.11ax HE20	100	5500	MCS0	Partial RU26/0	-
Mode 33	U-NII-2C	5.47-5.725	CDD 0+1	802.11ax HE20	140	5700	MCS0	Partial RU26/8	-
Mode 34	U-NII-1	5.15-5.25	CDD 0+1	802.11ax HE20	36	5180	MCS0	Partial RU52/37	-
Mode 37	U-NII-2A	5.25-5.35	CDD 0+1	802.11ax HE20	64	5320	MCS0	Partial RU52/40	-
Mode 38	U-NII-2C	5.47-5.725	CDD 0+1	802.11ax HE20	100	5500	MCS0	Partial RU52/37	-
Mode 39	U-NII-2C	5.47-5.725	CDD 0+1	802.11ax HE20	140	5700	MCS0	Partial RU52/40	-
Mode 40	U-NII-1	5.15-5.25	CDD 0+1	802.11ax HE20	36	5180	MCS0	Partial RU106/53	-
Mode 43	U-NII-2A	5.25-5.35	CDD 0+1	802.11ax HE20	64	5320	MCS0	Partial RU106/54	-
Mode 44	U-NII-2C	5.47-5.725	CDD 0+1	802.11ax HE20	100	5500	MCS0	Partial RU106/53	-
Mode 45	U-NII-2C	5.47-5.725	CDD 0+1	802.11ax HE20	140	5700	MCS0	Partial RU106/54	-
Mode 46	U-NII-1	5.15-5.25	CDD 0+1	802.11ax HE40	38	5190	MCS0	Full	-
Mode 47	U-NII-1	5.15-5.25	CDD 0+1	802.11ax HE40	46	5230	MCS0	Full	-



Mode 48	U-NII-2A	5.25-5.35	CDD 0+1	802.11ax HE40	54	5270	MCS0	Full	-
Mode 49	U-NII-2A	5.25-5.35	CDD 0+1	802.11ax HE40	62	5310	MCS0	Full	-
Mode 50	U-NII-2C	5.47-5.725	CDD 0+1	802.11ax HE40	102	5510	MCS0	Full	-
Mode 51	U-NII-2C	5.47-5.725	CDD 0+1	802.11ax HE40	110	5550	MCS0	Full	-
Mode 52	U-NII-2C	5.47-5.725	CDD 0+1	802.11ax HE40	134	5670	MCS0	Full	-
Mode 53	U-NII-1	5.15-5.25	CDD 0+1	802.11ax HE80	42	5210	MCS0	Full	-
Mode 54	U-NII-2A	5.25-5.35	CDD 0+1	802.11ax HE80	58	5290	MCS0	Full	-
Mode 55	U-NII-2C	5.47-5.725	CDD 0+1	802.11ax HE80	106	5530	MCS0	Full	-
Mode 56	U-NII-2C	5.47-5.725	CDD 0+1	802.11ax HE80	122	5610	MCS0	Full	-
Mode 57	U-NII-1	5.15-5.25	CDD 0+1	802.11ac VHT20	36	5180	MCS0	-	-
Mode 58	U-NII-1	5.15-5.25	CDD 0+1	802.11ac VHT20	44	5220	MCS0	-	-
Mode 59	U-NII-1	5.15-5.25	CDD 0+1	802.11ac VHT20	48	5240	MCS0	-	-
Mode 60	U-NII-2A	5.25-5.35	CDD 0+1	802.11ac VHT20	52	5260	MCS0	-	-
Mode 61	U-NII-2A	5.25-5.35	CDD 0+1	802.11ac VHT20	60	5300	MCS0	-	-
Mode 62	U-NII-2A	5.25-5.35	CDD 0+1	802.11ac VHT20	64	5320	MCS0	-	-
Mode 63	U-NII-2C	5.47-5.725	CDD 0+1	802.11ac VHT20	100	5500	MCS0	-	-
Mode 64	U-NII-2C	5.47-5.725	CDD 0+1	802.11ac VHT20	116	5580	MCS0	-	-
Mode 65	U-NII-2C	5.47-5.725	CDD 0+1	802.11ac VHT20	140	5700	MCS0	-	-
Mode 66	U-NII-1	5.15-5.25	CDD 0+1	802.11ac VHT40	38	5190	MCS0	-	-
Mode 67	U-NII-1	5.15-5.25	CDD 0+1	802.11ac VHT40	46	5230	MCS0	-	-
Mode 68	U-NII-2A	5.25-5.35	CDD 0+1	802.11ac VHT40	54	5270	MCS0	-	-
Mode 69	U-NII-2A	5.25-5.35	CDD 0+1	802.11ac VHT40	62	5310	MCS0	-	-
Mode 70	U-NII-2C	5.47-5.725	CDD 0+1	802.11ac VHT40	102	5510	MCS0	-	-
Mode 71	U-NII-2C	5.47-5.725	CDD 0+1	802.11ac VHT40	110	5550	MCS0	-	-
Mode 72	U-NII-2C	5.47-5.725	CDD 0+1	802.11ac VHT40	134	5670	MCS0	-	-
Mode 73	U-NII-1	5.15-5.25	CDD 0+1	802.11ac VHT80	42	5210	MCS0	-	-
Mode 74	U-NII-2A	5.25-5.35	CDD 0+1	802.11ac VHT80	58	5290	MCS0	-	-
Mode 75	U-NII-2C	5.47-5.725	CDD 0+1	802.11ac VHT80	106	5530	MCS0	-	-
Mode 76	U-NII-2C	5.47-5.725	CDD 0+1	802.11ac VHT80	122	5610	MCS0	-	-
Mode 77	U-NII-3	5.725-5.85	CDD 0+1	802.11a	149	5745	6Mbps	-	-
Mode 78	U-NII-3	5.725-5.85	CDD 0+1	802.11a	157	5785	6Mbps	-	-
Mode 79	U-NII-3	5.725-5.85	CDD 0+1	802.11a	165	5825	6Mbps	-	-
Mode 80	U-NII-3	5.725-5.85	CDD 0+1	802.11ax HE20	149	5745	MCS0	Full	-
Mode 81	U-NII-3	5.725-5.85	CDD 0+1	802.11ax HE20	157	5785	MCS0	Full	-
Mode 82	U-NII-3	5.725-5.85	CDD 0+1	802.11ax HE20	165	5825	MCS0	Full	-
Mode 83	U-NII-3	5.725-5.85	CDD 0+1	802.11ax HE40	151	5755	MCS0	Full	-
Mode 84	U-NII-3	5.725-5.85	CDD 0+1	802.11ax HE40	159	5795	MCS0	Full	-
Mode 85	U-NII-3	5.725-5.85	CDD 0+1	802.11ax HE80	155	5775	MCS0	Full	-
Mode 86	U-NII-3	5.725-5.85	CDD 0+1	802.11ax HE20	149	5745	MCS0	Partial RU26/0	-
Mode 87	U-NII-3	5.725-5.85	CDD 0+1	802.11ax HE20	165	5825	MCS0	Partial RU26/8	-
Mode 88	U-NII-3	5.725-5.85	CDD 0+1	802.11ax HE20	149	5745	MCS0	Partial RU52/37	-
Mode 89	U-NII-3	5.725-5.85	CDD 0+1	802.11ax HE20	165	5825	MCS0	Partial RU52/40	-
Mode 90	U-NII-3	5.725-5.85	CDD 0+1	802.11ax HE20	149	5745	MCS0	Partial RU106/53	-
Mode 91	U-NII-3	5.725-5.85	CDD 0+1	802.11ax HE20	165	5825	MCS0	Partial RU106/54	-



Mode 92	U-NII-3	5.725-5.85	CDD 0+1	802.11ac VHT20	149	5745	MCS0	-	-
Mode 93	U-NII-3	5.725-5.85	CDD 0+1	802.11ac VHT20	157	5785	MCS0	-	-
Mode 94	U-NII-3	5.725-5.85	CDD 0+1	802.11ac VHT20	165	5825	MCS0	-	-
Mode 95	U-NII-3	5.725-5.85	CDD 0+1	802.11ac VHT40	151	5755	MCS0	-	-
Mode 96	U-NII-3	5.725-5.85	CDD 0+1	802.11ac VHT40	159	5795	MCS0	-	-
Mode 97	U-NII-3	5.725-5.85	CDD 0+1	802.11ac VHT80	155	5775	MCS0	-	-
Mode 98	UNII 2C-3	5.47-5.85	CDD 0+1	802.11a	144	5720	6Mbps	-	-
Mode 99	UNII 2C-3	5.47-5.85	CDD 0+1	802.11ax HE20	144	5720	MCS0	Full	-
Mode 100	UNII 2C-3	5.47-5.85	CDD 0+1	802.11ax HE40	142	5710	MCS0	Full	-
Mode 101	UNII 2C-3	5.47-5.85	CDD 0+1	802.11ax HE80	138	5690	MCS0	Full	-
Mode 102	UNII 2C-3	5.47-5.85	CDD 0+1	802.11ac VHT20	144	5720	MCS0	Full	-
Mode 103	UNII 2C-3	5.47-5.85	CDD 0+1	802.11ac VHT40	142	5710	MCS0	Full	-
Mode 104	UNII 2C-3	5.47-5.85	CDD 0+1	802.11ac VHT80	138	5690	MCS0	Full	-
Mode 105	U-NII-2A	5.25-5.35	CDD 0+1	802.11ac VHT40	62	5310	MCS0	Full	-
	Bluetooth	2.4-2.4835	CDD 0+1	Bluetooth LE	38	2478	2Mbps	-	-
Mode 106	U-NII-2A	5.25-5.35	CDD 0+1	802.11ac VHT40	62	5310	MCS0	LF	-
Mode 107	U-NII-3	5.725-5.85	CDD 0+1	802.11ac VHT20	157	5785	MCS0	LF	-
Mode 108	U-NII-1	5.15-5.25	CDD 0+1	802.11ax HE20	136	5680	MCS0	Full	-



Summary of each worse mode

Table with 11 columns: Mode, Modulation, Ch., Freq. (MHz), Level (dBuV/m), Limit (dBuV/m), Margin (dB), Pol., Peak Avg., Result, Remark. It contains 36 rows of test data for various modes and frequencies.



34	802.11ax HE20	36	5131.94	44.99	54.00	-9.01	V	AVERAGE	Pass	Band Edge
34	802.11ax HE20	36	-	-	-	-	-	-	-	Harmonic
37	802.11ax HE20	64	5432.28	44.61	54.00	-9.39	V	AVERAGE	Pass	Band Edge
37	802.11ax HE20	64	-	-	-	-	-	-	-	Harmonic
38	802.11ax HE20	100	5451.25	46.44	54.00	-7.56	V	AVERAGE	Pass	Band Edge
38	802.11ax HE20	100	-	-	-	-	-	-	-	Harmonic
39	802.11ax HE20	140	5730.55	67.79	68.30	-0.51	V	PEAK	Pass	Band Edge
39	802.11ax HE20	140	-	-	-	-	-	-	-	Harmonic
40	802.11ax HE20	36	5147.96	44.09	54.00	-9.91	V	AVERAGE	Pass	Band Edge
40	802.11ax HE20	36	-	-	-	-	-	-	-	Harmonic
43	802.11ax HE20	64	5351.08	53.65	54.00	-0.35	H	AVERAGE	Pass	Band Edge
43	802.11ax HE20	64	-	-	-	-	-	-	-	Harmonic
44	802.11ax HE20	100	5468.95	63.62	68.30	-4.68	V	PEAK	Pass	Band Edge
44	802.11ax HE20	100	-	-	-	-	-	-	-	Harmonic
45	802.11ax HE20	140	5725.42	60.59	68.30	-7.71	V	PEAK	Pass	Band Edge
45	802.11ax HE20	140	-	-	-	-	-	-	-	Harmonic
46	802.11ax HE40	38	1386.00	52.75	54.00	-1.25	V	AVERAGE	Pass	Band Edge
46	802.11ax HE40	38	10380.00	48.64	68.30	-19.66	V	Peak	Pass	Harmonic
47	802.11ax HE40	46	-	-	-	-	-	-	-	Band Edge
47	802.11ax HE40	46	15690.00	51.80	54.00	-2.20	V	Average	Pass	Harmonic
48	802.11ax HE40	54	-	-	-	-	-	-	-	Band Edge
48	802.11ax HE40	54	15810.00	51.30	54.00	-2.70	V	Average	Pass	Harmonic
49	802.11ax HE40	62	1386.00	52.65	54.00	-1.35	V	AVERAGE	Pass	Band Edge
49	802.11ax HE40	62	15930.00	49.27	74.00	-24.73	V	Peak	Pass	Harmonic
50	802.11ax HE40	102	5459.92	52.80	54.00	-1.20	V	AVERAGE	Pass	Band Edge
50	802.11ax HE40	102	16530.00	49.40	68.30	-18.90	H	Peak	Pass	Harmonic
51	802.11ax HE40	110	-	-	-	-	-	-	-	Band Edge
51	802.11ax HE40	110	11100.00	51.46	54.00	-2.54	V	Average	Pass	Harmonic
52	802.11ax HE40	134	1386.00	52.01	54.00	-1.99	H	AVERAGE	Pass	Band Edge
52	802.11ax HE40	134	11340.00	48.42	54.00	-5.58	V	Average	Pass	Harmonic
53	802.11ax HE80	42	1386.00	52.85	54.00	-1.15	V	AVERAGE	Pass	Band Edge
53	802.11ax HE80	42	10420.00	47.76	68.30	-20.54	V	Peak	Pass	Harmonic
54	802.11ax HE80	58	1386.00	52.48	54.00	-1.52	V	AVERAGE	Pass	Band Edge
54	802.11ax HE80	58	10580.00	48.34	68.30	-19.96	H	Peak	Pass	Harmonic
55	802.11ax HE80	106	5452.96	52.81	54.00	-1.19	V	AVERAGE	Pass	Band Edge
55	802.11ax HE80	106	16590.00	48.27	68.30	-20.03	H	Peak	Pass	Harmonic
56	802.11ax HE80	122	5735.40	67.98	68.30	-0.32	V	PEAK	Pass	Band Edge
56	802.11ax HE80	122	11220.00	49.62	54.00	-4.38	V	Average	Pass	Harmonic
57	802.11ac VHT20	36	1386.00	52.78	54.00	-1.22	V	AVERAGE	Pass	Band Edge
57	802.11ac VHT20	36	15540.00	49.87	54.00	-4.13	V	Average	Pass	Harmonic
58	802.11ac VHT20	44	-	-	-	-	-	-	-	Band Edge
58	802.11ac VHT20	44	15660.00	51.34	54.00	-2.66	V	Average	Pass	Harmonic
59	802.11ac VHT20	48	-	-	-	-	-	-	-	Band Edge
59	802.11ac VHT20	48	15720.00	51.47	54.00	-2.53	V	Average	Pass	Harmonic
60	802.11ac VHT20	52	-	-	-	-	-	-	-	Band Edge
60	802.11ac VHT20	52	15780.00	51.31	54.00	-2.69	V	Average	Pass	Harmonic
61	802.11ac VHT20	60	-	-	-	-	-	-	-	Band Edge



61	802.11ac VHT20	60	15900.00	51.28	54.00	-2.72	V	Average	Pass	Harmonic
62	802.11ac VHT20	64	1386.00	52.75	54.00	-1.25	V	AVERAGE	Pass	Band Edge
62	802.11ac VHT20	64	15960.00	49.00	54.00	-5.00	V	Average	Pass	Harmonic
63	802.11ac VHT20	100	1386.00	52.85	54.00	-1.15	V	AVERAGE	Pass	Band Edge
63	802.11ac VHT20	100	11000.00	50.88	54.00	-3.12	V	Average	Pass	Harmonic
64	802.11ac VHT20	116	-	-	-	-	-	-	-	Band Edge
64	802.11ac VHT20	116	11160.00	49.58	54.00	-4.42	V	Average	Pass	Harmonic
65	802.11ac VHT20	140	1386.00	52.59	54.00	-1.41	V	AVERAGE	Pass	Band Edge
65	802.11ac VHT20	140	11400.00	45.30	54.00	-8.70	V	Average	Pass	Harmonic
66	802.11ac VHT40	38	1386.00	52.01	54.00	-1.99	V	AVERAGE	Pass	Band Edge
66	802.11ac VHT40	38	10380.00	48.52	68.30	-19.78	V	Peak	Pass	Harmonic
67	802.11ac VHT40	46	-	-	-	-	-	-	-	Band Edge
67	802.11ac VHT40	46	15690.00	51.96	54.00	-2.04	V	Average	Pass	Harmonic
68	802.11ac VHT40	54	-	-	-	-	-	-	-	Band Edge
68	802.11ac VHT40	54	15810.00	51.63	54.00	-2.37	V	Average	Pass	Harmonic
69	802.11ac VHT40	62	5351.10	53.79	54.00	-0.21	V	AVERAGE	Pass	Band Edge
69	802.11ac VHT40	62	17823.00	47.38	54.00	-6.62	V	AVERAGE	Pass	Harmonic
70	802.11ac VHT40	102	1386.00	52.82	54.00	-1.18	H	AVERAGE	Pass	Band Edge
70	802.11ac VHT40	102	11020.00	50.87	54.00	-3.13	V	Average	Pass	Harmonic
71	802.11ac VHT40	110	-	-	-	-	-	-	-	Band Edge
71	802.11ac VHT40	110	11100.00	51.35	54.00	-2.65	V	Average	Pass	Harmonic
72	802.11ac VHT40	134	1386.00	52.47	54.00	-1.53	H	AVERAGE	Pass	Band Edge
72	802.11ac VHT40	134	11340.00	47.19	54.00	-6.81	V	Average	Pass	Harmonic
73	802.11ac VHT80	42	1386.00	52.60	54.00	-1.40	V	AVERAGE	Pass	Band Edge
73	802.11ac VHT80	42	10420.00	47.60	68.30	-20.70	V	Peak	Pass	Harmonic
74	802.11ac VHT80	58	1386.00	52.82	54.00	-1.18	V	AVERAGE	Pass	Band Edge
74	802.11ac VHT80	58	10580.00	47.69	68.30	-20.61	V	Peak	Pass	Harmonic
75	802.11ac VHT80	106	5459.80	53.24	54.00	-0.76	V	AVERAGE	Pass	Band Edge
75	802.11ac VHT80	106	16590.00	50.67	68.30	-17.63	V	Peak	Pass	Harmonic
76	802.11ac VHT80	122	1386.00	52.35	54.00	-1.65	V	AVERAGE	Pass	Band Edge
76	802.11ac VHT80	122	11220.00	50.59	54.00	-3.41	V	Average	Pass	Harmonic
77	802.11a	149	1386.00	51.30	54.00	-2.70	V	AVERAGE	Pass	Band Edge
77	802.11a	149	17235.00	67.67	68.30	-0.63	V	Peak	Pass	Harmonic
78	802.11a	157	-	-	-	-	-	-	-	Band Edge
78	802.11a	157	17355.00	66.32	68.30	-1.98	V	Peak	Pass	Harmonic
79	802.11a	165	1386.00	49.76	54.00	-4.24	V	AVERAGE	Pass	Band Edge
79	802.11a	165	17475.00	67.30	68.30	-1.00	V	Peak	Pass	Harmonic
80	802.11ax HE20	149	1386.00	49.69	54.00	-4.31	V	AVERAGE	Pass	Band Edge
80	802.11ax HE20	149	17235.00	66.16	68.30	-2.14	V	Peak	Pass	Harmonic
81	802.11ax HE20	157	-	-	-	-	-	-	-	Band Edge
81	802.11ax HE20	157	17355.00	67.47	68.30	-0.83	V	Peak	Pass	Harmonic
82	802.11ax HE20	165	1386.00	49.96	54.00	-4.04	V	AVERAGE	Pass	Band Edge
82	802.11ax HE20	165	17475.00	65.09	68.30	-3.21	V	Peak	Pass	Harmonic
83	802.11ax HE40	151	1386.00	50.06	54.00	-3.94	V	AVERAGE	Pass	Band Edge
83	802.11ax HE40	151	17265.00	67.36	68.30	-0.94	V	Peak	Pass	Harmonic
84	802.11ax HE40	159	1386.00	50.63	54.00	-3.37	V	AVERAGE	Pass	Band Edge
84	802.11ax HE40	159	17385.00	64.92	68.30	-3.38	V	Peak	Pass	Harmonic



85	802.11ax HE80	155	1386.00	50.89	54.00	-3.11	V	AVERAGE	Pass	Band Edge
85	802.11ax HE80	155	17325.00	64.76	68.30	-3.54	V	Peak	Pass	Harmonic
86	802.11ax HE20	149	5607.40	52.72	68.30	-15.58	V	PEAK	Pass	Band Edge
86	802.11ax HE20	149	-	-	-	-	-	-	-	Harmonic
87	802.11ax HE20	165	5935.25	53.38	68.30	-14.92	H	PEAK	Pass	Band Edge
87	802.11ax HE20	165	-	-	-	-	-	-	-	Harmonic
88	802.11ax HE20	149	5630.60	53.07	68.30	-15.23	V	PEAK	Pass	Band Edge
88	802.11ax HE20	149	-	-	-	-	-	-	-	Harmonic
89	802.11ax HE20	165	5930.00	53.24	68.30	-15.06	H	PEAK	Pass	Band Edge
89	802.11ax HE20	165	-	-	-	-	-	-	-	Harmonic
90	802.11ax HE20	149	5634.80	53.14	68.30	-15.16	V	PEAK	Pass	Band Edge
90	802.11ax HE20	149	-	-	-	-	-	-	-	Harmonic
91	802.11ax HE20	165	5931.13	53.12	68.30	-15.18	V	PEAK	Pass	Band Edge
91	802.11ax HE20	165	-	-	-	-	-	-	-	Harmonic
92	802.11ac VHT20	149	1386.00	50.42	54.00	-3.58	V	AVERAGE	Pass	Band Edge
92	802.11ac VHT20	149	17235.00	66.52	68.30	-1.78	V	Peak	Pass	Harmonic
93	802.11ac VHT20	157	-	-	-	-	-	-	-	Band Edge
93	802.11ac VHT20	157	17355.00	67.82	68.30	-0.48	V	Peak	Pass	Harmonic
94	802.11ac VHT20	165	1386.00	50.39	54.00	-3.61	V	AVERAGE	Pass	Band Edge
94	802.11ac VHT20	165	17475.00	67.17	68.30	-1.13	V	Peak	Pass	Harmonic
95	802.11ac VHT40	151	1386.00	51.40	54.00	-2.60	V	AVERAGE	Pass	Band Edge
95	802.11ac VHT40	151	17265.00	66.59	68.30	-1.71	V	Peak	Pass	Harmonic
96	802.11ac VHT40	159	1386.00	50.84	54.00	-3.16	V	AVERAGE	Pass	Band Edge
96	802.11ac VHT40	159	17385.00	64.99	68.30	-3.31	V	Peak	Pass	Harmonic
97	802.11ac VHT80	155	1386.00	50.84	54.00	-3.16	H	AVERAGE	Pass	Band Edge
97	802.11ac VHT80	155	17325.00	64.81	68.30	-3.49	V	Peak	Pass	Harmonic
98	802.11a	144	-	-	-	-	-	-	-	Band Edge
98	802.11a	144	17160.00	65.76	68.30	-2.54	V	Peak	Pass	Harmonic
99	802.11ax HE20	144	-	-	-	-	-	-	-	Band Edge
99	802.11ax HE20	144	11440.00	52.84	54.00	-1.16	V	Average	Pass	Harmonic
100	802.11ax HE40	142	-	-	-	-	-	-	-	Band Edge
100	802.11ax HE40	142	17130.00	66.53	68.30	-1.77	V	Peak	Pass	Harmonic
101	802.11ax HE80	138	-	-	-	-	-	-	-	Band Edge
101	802.11ax HE80	138	17070.00	64.22	68.30	-4.08	V	Peak	Pass	Harmonic
102	802.11ac VHT20	144	-	-	-	-	-	-	-	Band Edge
102	802.11ac VHT20	144	17160.00	67.24	68.30	-1.06	V	Peak	Pass	Harmonic
103	802.11ac VHT40	142	-	-	-	-	-	-	-	Band Edge
103	802.11ac VHT40	142	17130.00	66.47	68.30	-1.83	V	Peak	Pass	Harmonic
104	802.11ac VHT80	138	-	-	-	-	-	-	-	Band Edge
104	802.11ac VHT80	138	17070.00	64.49	68.30	-3.81	V	Peak	Pass	Harmonic
106	802.11ac VHT40	62	-	-	-	-	-	-	-	-
106	802.11ac VHT40	62	675.05	45.16	46.00	-0.84	V	Peak	Pass	LF
107	802.11ac VHT20	157	-	-	-	-	-	-	-	-
107	802.11ac VHT20	157	675.05	45.13	46.00	-0.87	V	Peak	Pass	LF
108	802.11ax HE20	136	5725.39	60.21	68.30	-8.09	H	PEAK	Pass	Band Edge
108	802.11ax HE20	136	-	-	-	-	-	-	-	Harmonic



1																																																
Mode	Band Edge																																															
	U-NII-1_5.15-5.25_802.11a_CH36_5180MHz																																															
ANT	CDD 0+1																																															
Pol.	Horizontal																																															
Peak	<p style="text-align: right;">Date: 2024-01-18</p> <table border="1"> <thead> <tr> <th>Limit</th> <th>Read</th> <th>Ant</th> <th>Cable</th> <th>Preamp</th> <th>APos</th> <th>TPos</th> <th>Remark</th> </tr> <tr> <th>Freq</th> <th>Level</th> <th>Line</th> <th>Margin</th> <th>Level</th> <th>Factor</th> <th>Loss Factor</th> <th></th> </tr> <tr> <th>MHz</th> <th>dBuV/m</th> <th>dBuV/m</th> <th>dB</th> <th>dBuV</th> <th>dB/m</th> <th>dB</th> <th>cm</th> </tr> </thead> <tbody> <tr> <td>1 5036.00</td> <td>51.96</td> <td>74.00</td> <td>-22.04</td> <td>40.10</td> <td>36.18</td> <td>8.33</td> <td>32.65</td> </tr> <tr> <td></td> <td></td> <td></td> <td></td> <td></td> <td></td> <td>382</td> <td>294 PEAK</td> </tr> </tbody> </table>	Limit	Read	Ant	Cable	Preamp	APos	TPos	Remark	Freq	Level	Line	Margin	Level	Factor	Loss Factor		MHz	dBuV/m	dBuV/m	dB	dBuV	dB/m	dB	cm	1 5036.00	51.96	74.00	-22.04	40.10	36.18	8.33	32.65							382	294 PEAK							
	Limit	Read	Ant	Cable	Preamp	APos	TPos	Remark																																								
Freq	Level	Line	Margin	Level	Factor	Loss Factor																																										
MHz	dBuV/m	dBuV/m	dB	dBuV	dB/m	dB	cm																																									
1 5036.00	51.96	74.00	-22.04	40.10	36.18	8.33	32.65																																									
						382	294 PEAK																																									
<p style="text-align: right;">Date: 2024-01-18</p> <table border="1"> <thead> <tr> <th>Limit</th> <th>Read</th> <th>Ant</th> <th>Cable</th> <th>Preamp</th> <th>APos</th> <th>TPos</th> <th>Remark</th> </tr> <tr> <th>Freq</th> <th>Level</th> <th>Line</th> <th>Margin</th> <th>Level</th> <th>Factor</th> <th>Loss Factor</th> <th></th> </tr> <tr> <th>MHz</th> <th>dBuV/m</th> <th>dBuV/m</th> <th>dB</th> <th>dBuV</th> <th>dB/m</th> <th>dB</th> <th>cm</th> </tr> </thead> <tbody> <tr> <td>1 1384.00</td> <td>58.71</td> <td>74.00</td> <td>-15.29</td> <td>59.65</td> <td>29.42</td> <td>4.13</td> <td>34.49</td> </tr> <tr> <td>2 5180.00</td> <td>90.61</td> <td>-----</td> <td>-----</td> <td>78.38</td> <td>36.09</td> <td>8.59</td> <td>32.45</td> </tr> <tr> <td></td> <td></td> <td></td> <td></td> <td></td> <td></td> <td>382</td> <td>294 PEAK</td> </tr> </tbody> </table>	Limit	Read	Ant	Cable	Preamp	APos	TPos	Remark	Freq	Level	Line	Margin	Level	Factor	Loss Factor		MHz	dBuV/m	dBuV/m	dB	dBuV	dB/m	dB	cm	1 1384.00	58.71	74.00	-15.29	59.65	29.42	4.13	34.49	2 5180.00	90.61	-----	-----	78.38	36.09	8.59	32.45							382	294 PEAK
Limit	Read	Ant	Cable	Preamp	APos	TPos	Remark																																									
Freq	Level	Line	Margin	Level	Factor	Loss Factor																																										
MHz	dBuV/m	dBuV/m	dB	dBuV	dB/m	dB	cm																																									
1 1384.00	58.71	74.00	-15.29	59.65	29.42	4.13	34.49																																									
2 5180.00	90.61	-----	-----	78.38	36.09	8.59	32.45																																									
						382	294 PEAK																																									
Avg	<p style="text-align: right;">Date: 2024-01-18</p> <table border="1"> <thead> <tr> <th>Limit</th> <th>Read</th> <th>Ant</th> <th>Cable</th> <th>Preamp</th> <th>APos</th> <th>TPos</th> <th>Remark</th> </tr> <tr> <th>Freq</th> <th>Level</th> <th>Line</th> <th>Margin</th> <th>Level</th> <th>Factor</th> <th>Loss Factor</th> <th></th> </tr> <tr> <th>MHz</th> <th>dBuV/m</th> <th>dBuV/m</th> <th>dB</th> <th>dBuV</th> <th>dB/m</th> <th>dB</th> <th>cm</th> </tr> </thead> <tbody> <tr> <td>1 5072.18</td> <td>42.70</td> <td>54.00</td> <td>-11.30</td> <td>30.75</td> <td>36.16</td> <td>8.39</td> <td>32.60</td> </tr> <tr> <td></td> <td></td> <td></td> <td></td> <td></td> <td></td> <td>382</td> <td>294 AVERAGE</td> </tr> </tbody> </table>	Limit	Read	Ant	Cable	Preamp	APos	TPos	Remark	Freq	Level	Line	Margin	Level	Factor	Loss Factor		MHz	dBuV/m	dBuV/m	dB	dBuV	dB/m	dB	cm	1 5072.18	42.70	54.00	-11.30	30.75	36.16	8.39	32.60							382	294 AVERAGE							
	Limit	Read	Ant	Cable	Preamp	APos	TPos	Remark																																								
Freq	Level	Line	Margin	Level	Factor	Loss Factor																																										
MHz	dBuV/m	dBuV/m	dB	dBuV	dB/m	dB	cm																																									
1 5072.18	42.70	54.00	-11.30	30.75	36.16	8.39	32.60																																									
						382	294 AVERAGE																																									
<p style="text-align: right;">Date: 2024-01-18</p> <table border="1"> <thead> <tr> <th>Limit</th> <th>Read</th> <th>Ant</th> <th>Cable</th> <th>Preamp</th> <th>APos</th> <th>TPos</th> <th>Remark</th> </tr> <tr> <th>Freq</th> <th>Level</th> <th>Line</th> <th>Margin</th> <th>Level</th> <th>Factor</th> <th>Loss Factor</th> <th></th> </tr> <tr> <th>MHz</th> <th>dBuV/m</th> <th>dBuV/m</th> <th>dB</th> <th>dBuV</th> <th>dB/m</th> <th>dB</th> <th>cm</th> </tr> </thead> <tbody> <tr> <td>1 1384.00</td> <td>52.87</td> <td>54.00</td> <td>-1.13</td> <td>53.81</td> <td>29.42</td> <td>4.13</td> <td>34.49</td> </tr> <tr> <td>2 5180.00</td> <td>82.96</td> <td>-----</td> <td>-----</td> <td>70.73</td> <td>36.09</td> <td>8.59</td> <td>32.45</td> </tr> <tr> <td></td> <td></td> <td></td> <td></td> <td></td> <td></td> <td>382</td> <td>294 AVERAGE</td> </tr> </tbody> </table>	Limit	Read	Ant	Cable	Preamp	APos	TPos	Remark	Freq	Level	Line	Margin	Level	Factor	Loss Factor		MHz	dBuV/m	dBuV/m	dB	dBuV	dB/m	dB	cm	1 1384.00	52.87	54.00	-1.13	53.81	29.42	4.13	34.49	2 5180.00	82.96	-----	-----	70.73	36.09	8.59	32.45							382	294 AVERAGE
Limit	Read	Ant	Cable	Preamp	APos	TPos	Remark																																									
Freq	Level	Line	Margin	Level	Factor	Loss Factor																																										
MHz	dBuV/m	dBuV/m	dB	dBuV	dB/m	dB	cm																																									
1 1384.00	52.87	54.00	-1.13	53.81	29.42	4.13	34.49																																									
2 5180.00	82.96	-----	-----	70.73	36.09	8.59	32.45																																									
						382	294 AVERAGE																																									



1																																																
Mode	Band Edge																																															
	U-NII-1_5.15-5.25_802.11a_CH36_5180MHz																																															
ANT	CDD 0+1																																															
Pol.	Vertical																																															
Peak	<table border="1"> <thead> <tr> <th>Limit</th> <th>Read</th> <th>Ant</th> <th>Cable</th> <th>Preamp</th> <th>APos</th> <th>TPos</th> <th>Remark</th> </tr> <tr> <th>Freq</th> <th>Level</th> <th>Line</th> <th>Margin</th> <th>Level</th> <th>Factor</th> <th>Loss Factor</th> <th></th> </tr> <tr> <th>MHz</th> <th>dBuV/m</th> <th>dBuV/m</th> <th>dB</th> <th>dBuV</th> <th>dB/m</th> <th>dB</th> <th>cm</th> </tr> </thead> <tbody> <tr> <td>1 5149.22</td> <td>61.53</td> <td>74.00</td> <td>-12.47</td> <td>49.38</td> <td>36.11</td> <td>8.53</td> <td>32.49</td> </tr> <tr> <td></td> <td></td> <td></td> <td></td> <td></td> <td></td> <td>179</td> <td>0 PEAK</td> </tr> </tbody> </table>	Limit	Read	Ant	Cable	Preamp	APos	TPos	Remark	Freq	Level	Line	Margin	Level	Factor	Loss Factor		MHz	dBuV/m	dBuV/m	dB	dBuV	dB/m	dB	cm	1 5149.22	61.53	74.00	-12.47	49.38	36.11	8.53	32.49							179	0 PEAK							
	Limit	Read	Ant	Cable	Preamp	APos	TPos	Remark																																								
Freq	Level	Line	Margin	Level	Factor	Loss Factor																																										
MHz	dBuV/m	dBuV/m	dB	dBuV	dB/m	dB	cm																																									
1 5149.22	61.53	74.00	-12.47	49.38	36.11	8.53	32.49																																									
						179	0 PEAK																																									
<table border="1"> <thead> <tr> <th>Limit</th> <th>Read</th> <th>Ant</th> <th>Cable</th> <th>Preamp</th> <th>APos</th> <th>TPos</th> <th>Remark</th> </tr> <tr> <th>Freq</th> <th>Level</th> <th>Line</th> <th>Margin</th> <th>Level</th> <th>Factor</th> <th>Loss Factor</th> <th></th> </tr> <tr> <th>MHz</th> <th>dBuV/m</th> <th>dBuV/m</th> <th>dB</th> <th>dBuV</th> <th>dB/m</th> <th>dB</th> <th>cm</th> </tr> </thead> <tbody> <tr> <td>1 1386.00</td> <td>55.81</td> <td>74.00</td> <td>-18.19</td> <td>56.75</td> <td>29.42</td> <td>4.13</td> <td>34.49</td> </tr> <tr> <td>2 5180.00</td> <td>109.55</td> <td>-----</td> <td>-----</td> <td>97.32</td> <td>36.09</td> <td>8.59</td> <td>32.45</td> </tr> <tr> <td></td> <td></td> <td></td> <td></td> <td></td> <td></td> <td>179</td> <td>0 PEAK</td> </tr> </tbody> </table>	Limit	Read	Ant	Cable	Preamp	APos	TPos	Remark	Freq	Level	Line	Margin	Level	Factor	Loss Factor		MHz	dBuV/m	dBuV/m	dB	dBuV	dB/m	dB	cm	1 1386.00	55.81	74.00	-18.19	56.75	29.42	4.13	34.49	2 5180.00	109.55	-----	-----	97.32	36.09	8.59	32.45							179	0 PEAK
Limit	Read	Ant	Cable	Preamp	APos	TPos	Remark																																									
Freq	Level	Line	Margin	Level	Factor	Loss Factor																																										
MHz	dBuV/m	dBuV/m	dB	dBuV	dB/m	dB	cm																																									
1 1386.00	55.81	74.00	-18.19	56.75	29.42	4.13	34.49																																									
2 5180.00	109.55	-----	-----	97.32	36.09	8.59	32.45																																									
						179	0 PEAK																																									
Avg	<table border="1"> <thead> <tr> <th>Limit</th> <th>Read</th> <th>Ant</th> <th>Cable</th> <th>Preamp</th> <th>APos</th> <th>TPos</th> <th>Remark</th> </tr> <tr> <th>Freq</th> <th>Level</th> <th>Line</th> <th>Margin</th> <th>Level</th> <th>Factor</th> <th>Loss Factor</th> <th></th> </tr> <tr> <th>MHz</th> <th>dBuV/m</th> <th>dBuV/m</th> <th>dB</th> <th>dBuV</th> <th>dB/m</th> <th>dB</th> <th>cm</th> </tr> </thead> <tbody> <tr> <td>1 5148.86</td> <td>49.36</td> <td>54.00</td> <td>-4.64</td> <td>37.21</td> <td>36.11</td> <td>8.53</td> <td>32.49</td> </tr> <tr> <td></td> <td></td> <td></td> <td></td> <td></td> <td></td> <td>179</td> <td>0 AVERAGE</td> </tr> </tbody> </table>	Limit	Read	Ant	Cable	Preamp	APos	TPos	Remark	Freq	Level	Line	Margin	Level	Factor	Loss Factor		MHz	dBuV/m	dBuV/m	dB	dBuV	dB/m	dB	cm	1 5148.86	49.36	54.00	-4.64	37.21	36.11	8.53	32.49							179	0 AVERAGE							
	Limit	Read	Ant	Cable	Preamp	APos	TPos	Remark																																								
Freq	Level	Line	Margin	Level	Factor	Loss Factor																																										
MHz	dBuV/m	dBuV/m	dB	dBuV	dB/m	dB	cm																																									
1 5148.86	49.36	54.00	-4.64	37.21	36.11	8.53	32.49																																									
						179	0 AVERAGE																																									
<table border="1"> <thead> <tr> <th>Limit</th> <th>Read</th> <th>Ant</th> <th>Cable</th> <th>Preamp</th> <th>APos</th> <th>TPos</th> <th>Remark</th> </tr> <tr> <th>Freq</th> <th>Level</th> <th>Line</th> <th>Margin</th> <th>Level</th> <th>Factor</th> <th>Loss Factor</th> <th></th> </tr> <tr> <th>MHz</th> <th>dBuV/m</th> <th>dBuV/m</th> <th>dB</th> <th>dBuV</th> <th>dB/m</th> <th>dB</th> <th>cm</th> </tr> </thead> <tbody> <tr> <td>1 1386.00</td> <td>52.34</td> <td>54.00</td> <td>-1.66</td> <td>53.28</td> <td>29.42</td> <td>4.13</td> <td>34.49</td> </tr> <tr> <td>2 5180.00</td> <td>103.57</td> <td>-----</td> <td>-----</td> <td>91.35</td> <td>36.09</td> <td>8.58</td> <td>32.45</td> </tr> <tr> <td></td> <td></td> <td></td> <td></td> <td></td> <td></td> <td>179</td> <td>0 AVERAGE</td> </tr> </tbody> </table>	Limit	Read	Ant	Cable	Preamp	APos	TPos	Remark	Freq	Level	Line	Margin	Level	Factor	Loss Factor		MHz	dBuV/m	dBuV/m	dB	dBuV	dB/m	dB	cm	1 1386.00	52.34	54.00	-1.66	53.28	29.42	4.13	34.49	2 5180.00	103.57	-----	-----	91.35	36.09	8.58	32.45							179	0 AVERAGE
Limit	Read	Ant	Cable	Preamp	APos	TPos	Remark																																									
Freq	Level	Line	Margin	Level	Factor	Loss Factor																																										
MHz	dBuV/m	dBuV/m	dB	dBuV	dB/m	dB	cm																																									
1 1386.00	52.34	54.00	-1.66	53.28	29.42	4.13	34.49																																									
2 5180.00	103.57	-----	-----	91.35	36.09	8.58	32.45																																									
						179	0 AVERAGE																																									



Mode	1																																																																																																																				
	Harmonic																																																																																																																				
	U-NII-1_5.15-5.25_802.11a_CH36_5180MHz																																																																																																																				
ANT	CDD 0+1																																																																																																																				
Pol.	Horizontal	Vertical																																																																																																																			
Peak Avg	<p style="text-align: right;">Date: 2024-01-19</p>	<p style="text-align: right;">Date: 2024-01-19</p>																																																																																																																			
	<table border="1"> <thead> <tr> <th></th> <th>Limit</th> <th>Read</th> <th>Ant</th> <th>Cable</th> <th>Preamp</th> <th>Apos</th> <th>TPos</th> <th></th> </tr> <tr> <th>Freq</th> <th>Level</th> <th>Line</th> <th>Margin</th> <th>Level</th> <th>Factor</th> <th>Loss</th> <th>Factor</th> <th>Remark</th> </tr> <tr> <th>MHz</th> <th>dBuV/m</th> <th>dBuV/m</th> <th>dB</th> <th>dBuV</th> <th>dB/m</th> <th>dB</th> <th>dB</th> <th>cm</th> <th>deg</th> </tr> </thead> <tbody> <tr> <td>1</td> <td>10360.00</td> <td>46.37</td> <td>68.30</td> <td>-21.93</td> <td>59.23</td> <td>38.74</td> <td>12.06</td> <td>63.66</td> <td>---</td> <td>---</td> <td>Peak</td> </tr> <tr> <td>2</td> <td>15540.00</td> <td>49.60</td> <td>74.00</td> <td>-24.40</td> <td>58.28</td> <td>40.73</td> <td>14.58</td> <td>63.99</td> <td>---</td> <td>---</td> <td>Peak</td> </tr> </tbody> </table>		Limit	Read	Ant	Cable	Preamp	Apos	TPos		Freq	Level	Line	Margin	Level	Factor	Loss	Factor	Remark	MHz	dBuV/m	dBuV/m	dB	dBuV	dB/m	dB	dB	cm	deg	1	10360.00	46.37	68.30	-21.93	59.23	38.74	12.06	63.66	---	---	Peak	2	15540.00	49.60	74.00	-24.40	58.28	40.73	14.58	63.99	---	---	Peak	<table border="1"> <thead> <tr> <th></th> <th>Limit</th> <th>Read</th> <th>Ant</th> <th>Cable</th> <th>Preamp</th> <th>Apos</th> <th>TPos</th> <th></th> </tr> <tr> <th>Freq</th> <th>Level</th> <th>Line</th> <th>Margin</th> <th>Level</th> <th>Factor</th> <th>Loss</th> <th>Factor</th> <th>Remark</th> </tr> <tr> <th>MHz</th> <th>dBuV/m</th> <th>dBuV/m</th> <th>dB</th> <th>dBuV</th> <th>dB/m</th> <th>dB</th> <th>dB</th> <th>cm</th> <th>deg</th> </tr> </thead> <tbody> <tr> <td>1</td> <td>10360.00</td> <td>59.40</td> <td>68.30</td> <td>-8.90</td> <td>72.26</td> <td>38.74</td> <td>12.06</td> <td>63.66</td> <td>294</td> <td>350</td> <td>Peak</td> </tr> <tr> <td>2</td> <td>15540.00</td> <td>60.46</td> <td>74.00</td> <td>-13.54</td> <td>69.14</td> <td>40.73</td> <td>14.58</td> <td>63.99</td> <td>262</td> <td>344</td> <td>Peak</td> </tr> <tr> <td>3</td> <td>15540.00</td> <td>52.56</td> <td>54.00</td> <td>-1.44</td> <td>61.24</td> <td>40.73</td> <td>14.58</td> <td>63.99</td> <td>262</td> <td>344</td> <td>Average</td> </tr> </tbody> </table>		Limit	Read	Ant	Cable	Preamp	Apos	TPos		Freq	Level	Line	Margin	Level	Factor	Loss	Factor	Remark	MHz	dBuV/m	dBuV/m	dB	dBuV	dB/m	dB	dB	cm	deg	1	10360.00	59.40	68.30	-8.90	72.26	38.74	12.06	63.66	294	350	Peak	2	15540.00	60.46	74.00	-13.54	69.14	40.73	14.58	63.99	262	344	Peak	3	15540.00	52.56	54.00	-1.44	61.24	40.73	14.58	63.99	262	344
	Limit	Read	Ant	Cable	Preamp	Apos	TPos																																																																																																														
Freq	Level	Line	Margin	Level	Factor	Loss	Factor	Remark																																																																																																													
MHz	dBuV/m	dBuV/m	dB	dBuV	dB/m	dB	dB	cm	deg																																																																																																												
1	10360.00	46.37	68.30	-21.93	59.23	38.74	12.06	63.66	---	---	Peak																																																																																																										
2	15540.00	49.60	74.00	-24.40	58.28	40.73	14.58	63.99	---	---	Peak																																																																																																										
	Limit	Read	Ant	Cable	Preamp	Apos	TPos																																																																																																														
Freq	Level	Line	Margin	Level	Factor	Loss	Factor	Remark																																																																																																													
MHz	dBuV/m	dBuV/m	dB	dBuV	dB/m	dB	dB	cm	deg																																																																																																												
1	10360.00	59.40	68.30	-8.90	72.26	38.74	12.06	63.66	294	350	Peak																																																																																																										
2	15540.00	60.46	74.00	-13.54	69.14	40.73	14.58	63.99	262	344	Peak																																																																																																										
3	15540.00	52.56	54.00	-1.44	61.24	40.73	14.58	63.99	262	344	Average																																																																																																										



Mode	2																																																																																																												
	Harmonic																																																																																																												
	U-NII-1_5.15-5.25_802.11a_CH44_5220MHz																																																																																																												
ANT	CDD 0+1																																																																																																												
Pol.	Horizontal	Vertical																																																																																																											
Peak Avg	<p>Date: 2024-01-19</p>	<p>Date: 2024-01-19</p>																																																																																																											
	<table border="1"> <thead> <tr> <th>Limit</th> <th>Read</th> <th>Ant</th> <th>Cable</th> <th>Preamp</th> <th>Apos</th> <th>TPos</th> <th>Remark</th> </tr> <tr> <th>Freq</th> <th>Level</th> <th>Line</th> <th>Margin</th> <th>Level</th> <th>Factor</th> <th>Loss</th> <th>Factor</th> </tr> <tr> <th>MHz</th> <th>dBuV/m</th> <th>dBuV/m</th> <th>dB</th> <th>dBuV</th> <th>dB/m</th> <th>dB</th> <th>dB</th> </tr> </thead> <tbody> <tr> <td>1</td> <td>10440.00</td> <td>51.24</td> <td>68.30</td> <td>-17.06</td> <td>63.97</td> <td>38.78</td> <td>12.12</td> <td>63.63</td> <td>339</td> <td>56</td> <td>Peak</td> </tr> <tr> <td>2</td> <td>15660.00</td> <td>49.35</td> <td>74.00</td> <td>-24.65</td> <td>57.91</td> <td>40.83</td> <td>14.64</td> <td>64.03</td> <td>---</td> <td>---</td> <td>Peak</td> </tr> </tbody> </table>	Limit	Read	Ant	Cable	Preamp	Apos	TPos	Remark	Freq	Level	Line	Margin	Level	Factor	Loss	Factor	MHz	dBuV/m	dBuV/m	dB	dBuV	dB/m	dB	dB	1	10440.00	51.24	68.30	-17.06	63.97	38.78	12.12	63.63	339	56	Peak	2	15660.00	49.35	74.00	-24.65	57.91	40.83	14.64	64.03	---	---	Peak	<table border="1"> <thead> <tr> <th>Limit</th> <th>Read</th> <th>Ant</th> <th>Cable</th> <th>Preamp</th> <th>Apos</th> <th>TPos</th> <th>Remark</th> </tr> <tr> <th>Freq</th> <th>Level</th> <th>Line</th> <th>Margin</th> <th>Level</th> <th>Factor</th> <th>Loss</th> <th>Factor</th> </tr> <tr> <th>MHz</th> <th>dBuV/m</th> <th>dBuV/m</th> <th>dB</th> <th>dBuV</th> <th>dB/m</th> <th>dB</th> <th>dB</th> </tr> </thead> <tbody> <tr> <td>1</td> <td>10440.00</td> <td>58.41</td> <td>68.30</td> <td>-9.89</td> <td>71.14</td> <td>38.78</td> <td>12.12</td> <td>63.63</td> <td>213</td> <td>73</td> <td>Peak</td> </tr> <tr> <td>2</td> <td>15660.00</td> <td>58.89</td> <td>74.00</td> <td>-15.11</td> <td>67.45</td> <td>40.83</td> <td>14.64</td> <td>64.03</td> <td>138</td> <td>14</td> <td>Peak</td> </tr> <tr> <td>3</td> <td>15660.00</td> <td>52.08</td> <td>54.00</td> <td>-1.92</td> <td>60.64</td> <td>40.83</td> <td>14.64</td> <td>64.03</td> <td>238</td> <td>14</td> <td>Average</td> </tr> </tbody> </table>	Limit	Read	Ant	Cable	Preamp	Apos	TPos	Remark	Freq	Level	Line	Margin	Level	Factor	Loss	Factor	MHz	dBuV/m	dBuV/m	dB	dBuV	dB/m	dB	dB	1	10440.00	58.41	68.30	-9.89	71.14	38.78	12.12	63.63	213	73	Peak	2	15660.00	58.89	74.00	-15.11	67.45	40.83	14.64	64.03	138	14	Peak	3	15660.00	52.08	54.00	-1.92	60.64	40.83	14.64	64.03	238	14
Limit	Read	Ant	Cable	Preamp	Apos	TPos	Remark																																																																																																						
Freq	Level	Line	Margin	Level	Factor	Loss	Factor																																																																																																						
MHz	dBuV/m	dBuV/m	dB	dBuV	dB/m	dB	dB																																																																																																						
1	10440.00	51.24	68.30	-17.06	63.97	38.78	12.12	63.63	339	56	Peak																																																																																																		
2	15660.00	49.35	74.00	-24.65	57.91	40.83	14.64	64.03	---	---	Peak																																																																																																		
Limit	Read	Ant	Cable	Preamp	Apos	TPos	Remark																																																																																																						
Freq	Level	Line	Margin	Level	Factor	Loss	Factor																																																																																																						
MHz	dBuV/m	dBuV/m	dB	dBuV	dB/m	dB	dB																																																																																																						
1	10440.00	58.41	68.30	-9.89	71.14	38.78	12.12	63.63	213	73	Peak																																																																																																		
2	15660.00	58.89	74.00	-15.11	67.45	40.83	14.64	64.03	138	14	Peak																																																																																																		
3	15660.00	52.08	54.00	-1.92	60.64	40.83	14.64	64.03	238	14	Average																																																																																																		



Mode	3																																																																																																												
	Harmonic																																																																																																												
	U-NII-1_5.15-5.25_802.11a_CH48_5240MHz																																																																																																												
ANT	CDD 0+1																																																																																																												
Pol.	Horizontal	Vertical																																																																																																											
Peak Avg	<p style="text-align: right;">Date: 2024-01-19</p>	<p style="text-align: right;">Date: 2024-01-19</p>																																																																																																											
	<table border="1"> <thead> <tr> <th>Limit</th> <th>Read</th> <th>Ant</th> <th>Cable</th> <th>Preamp</th> <th>Apos</th> <th>TPos</th> <th>Remark</th> </tr> <tr> <th>Freq</th> <th>Level</th> <th>Line</th> <th>Margin</th> <th>Level</th> <th>Factor</th> <th>Loss</th> <th>Factor</th> </tr> <tr> <th>MHz</th> <th>dBuV/m</th> <th>dBuV/m</th> <th>dB</th> <th>dBuV</th> <th>dB/m</th> <th>dB</th> <th>dB</th> </tr> </thead> <tbody> <tr> <td>1</td> <td>10480.00</td> <td>53.64</td> <td>68.30</td> <td>-14.66</td> <td>66.31</td> <td>38.79</td> <td>12.15</td> <td>63.61</td> <td>344</td> <td>233</td> <td>Peak</td> </tr> <tr> <td>2</td> <td>15720.00</td> <td>48.64</td> <td>74.00</td> <td>-25.36</td> <td>57.15</td> <td>40.88</td> <td>14.66</td> <td>64.05</td> <td>---</td> <td>---</td> <td>Peak</td> </tr> </tbody> </table>	Limit	Read	Ant	Cable	Preamp	Apos	TPos	Remark	Freq	Level	Line	Margin	Level	Factor	Loss	Factor	MHz	dBuV/m	dBuV/m	dB	dBuV	dB/m	dB	dB	1	10480.00	53.64	68.30	-14.66	66.31	38.79	12.15	63.61	344	233	Peak	2	15720.00	48.64	74.00	-25.36	57.15	40.88	14.66	64.05	---	---	Peak	<table border="1"> <thead> <tr> <th>Limit</th> <th>Read</th> <th>Ant</th> <th>Cable</th> <th>Preamp</th> <th>Apos</th> <th>TPos</th> <th>Remark</th> </tr> <tr> <th>Freq</th> <th>Level</th> <th>Line</th> <th>Margin</th> <th>Level</th> <th>Factor</th> <th>Loss</th> <th>Factor</th> </tr> <tr> <th>MHz</th> <th>dBuV/m</th> <th>dBuV/m</th> <th>dB</th> <th>dBuV</th> <th>dB/m</th> <th>dB</th> <th>dB</th> </tr> </thead> <tbody> <tr> <td>1</td> <td>10480.00</td> <td>58.49</td> <td>68.30</td> <td>-9.81</td> <td>71.16</td> <td>38.79</td> <td>12.15</td> <td>63.61</td> <td>298</td> <td>231</td> <td>Peak</td> </tr> <tr> <td>2</td> <td>15720.00</td> <td>60.02</td> <td>74.00</td> <td>-13.98</td> <td>68.53</td> <td>40.88</td> <td>14.66</td> <td>64.05</td> <td>299</td> <td>1</td> <td>Peak</td> </tr> <tr> <td>3</td> <td>15720.00</td> <td>52.16</td> <td>54.00</td> <td>-1.84</td> <td>60.67</td> <td>40.88</td> <td>14.66</td> <td>64.05</td> <td>299</td> <td>1</td> <td>Average</td> </tr> </tbody> </table>	Limit	Read	Ant	Cable	Preamp	Apos	TPos	Remark	Freq	Level	Line	Margin	Level	Factor	Loss	Factor	MHz	dBuV/m	dBuV/m	dB	dBuV	dB/m	dB	dB	1	10480.00	58.49	68.30	-9.81	71.16	38.79	12.15	63.61	298	231	Peak	2	15720.00	60.02	74.00	-13.98	68.53	40.88	14.66	64.05	299	1	Peak	3	15720.00	52.16	54.00	-1.84	60.67	40.88	14.66	64.05	299	1
Limit	Read	Ant	Cable	Preamp	Apos	TPos	Remark																																																																																																						
Freq	Level	Line	Margin	Level	Factor	Loss	Factor																																																																																																						
MHz	dBuV/m	dBuV/m	dB	dBuV	dB/m	dB	dB																																																																																																						
1	10480.00	53.64	68.30	-14.66	66.31	38.79	12.15	63.61	344	233	Peak																																																																																																		
2	15720.00	48.64	74.00	-25.36	57.15	40.88	14.66	64.05	---	---	Peak																																																																																																		
Limit	Read	Ant	Cable	Preamp	Apos	TPos	Remark																																																																																																						
Freq	Level	Line	Margin	Level	Factor	Loss	Factor																																																																																																						
MHz	dBuV/m	dBuV/m	dB	dBuV	dB/m	dB	dB																																																																																																						
1	10480.00	58.49	68.30	-9.81	71.16	38.79	12.15	63.61	298	231	Peak																																																																																																		
2	15720.00	60.02	74.00	-13.98	68.53	40.88	14.66	64.05	299	1	Peak																																																																																																		
3	15720.00	52.16	54.00	-1.84	60.67	40.88	14.66	64.05	299	1	Average																																																																																																		



Mode	4																																																																																																																									
	Harmonic																																																																																																																									
	U-NII-2A_5.25-5.35_802.11a_CH52_5260MHz																																																																																																																									
ANT	CDD 0+1																																																																																																																									
Pol.	Horizontal	Vertical																																																																																																																								
Peak Avg	<p style="text-align: right;">Date: 2024-01-20</p> <table border="1"> <thead> <tr> <th>Limit</th> <th>Read</th> <th>Ant</th> <th>Cable</th> <th>Preamp</th> <th>Apos</th> <th>TPos</th> <th>Remark</th> </tr> <tr> <th>Freq</th> <th>Level</th> <th>Line</th> <th>Margin</th> <th>Level</th> <th>Factor</th> <th>Loss</th> <th>Factor</th> </tr> <tr> <th>MHz</th> <th>dBuV/m</th> <th>dBuV/m</th> <th>dB</th> <th>dBuV</th> <th>dB/m</th> <th>dB</th> <th>dB</th> </tr> </thead> <tbody> <tr> <td>1</td> <td>10520.00</td> <td>52.83</td> <td>68.30</td> <td>-15.47</td> <td>65.44</td> <td>38.81</td> <td>12.18</td> <td>63.60</td> <td>341</td> <td>231</td> <td>Peak</td> </tr> <tr> <td>2</td> <td>15780.00</td> <td>55.26</td> <td>74.00</td> <td>-18.74</td> <td>63.72</td> <td>40.92</td> <td>14.69</td> <td>64.07</td> <td>375</td> <td>336</td> <td>Peak</td> </tr> <tr> <td>3</td> <td>15780.00</td> <td>46.97</td> <td>54.00</td> <td>-7.03</td> <td>55.43</td> <td>40.92</td> <td>14.69</td> <td>64.07</td> <td>375</td> <td>336</td> <td>Average</td> </tr> </tbody> </table>	Limit	Read	Ant	Cable	Preamp	Apos	TPos	Remark	Freq	Level	Line	Margin	Level	Factor	Loss	Factor	MHz	dBuV/m	dBuV/m	dB	dBuV	dB/m	dB	dB	1	10520.00	52.83	68.30	-15.47	65.44	38.81	12.18	63.60	341	231	Peak	2	15780.00	55.26	74.00	-18.74	63.72	40.92	14.69	64.07	375	336	Peak	3	15780.00	46.97	54.00	-7.03	55.43	40.92	14.69	64.07	375	336	Average	<p style="text-align: right;">Date: 2024-01-20</p> <table border="1"> <thead> <tr> <th>Limit</th> <th>Read</th> <th>Ant</th> <th>Cable</th> <th>Preamp</th> <th>Apos</th> <th>TPos</th> <th>Remark</th> </tr> <tr> <th>Freq</th> <th>Level</th> <th>Line</th> <th>Margin</th> <th>Level</th> <th>Factor</th> <th>Loss</th> <th>Factor</th> </tr> <tr> <th>MHz</th> <th>dBuV/m</th> <th>dBuV/m</th> <th>dB</th> <th>dBuV</th> <th>dB/m</th> <th>dB</th> <th>dB</th> </tr> </thead> <tbody> <tr> <td>1</td> <td>10520.00</td> <td>58.61</td> <td>68.30</td> <td>-9.69</td> <td>71.22</td> <td>38.81</td> <td>12.18</td> <td>63.60</td> <td>301</td> <td>345</td> <td>Peak</td> </tr> <tr> <td>2</td> <td>15780.00</td> <td>60.93</td> <td>74.00</td> <td>-13.07</td> <td>69.39</td> <td>40.92</td> <td>14.69</td> <td>64.07</td> <td>297</td> <td>360</td> <td>Peak</td> </tr> <tr> <td>3</td> <td>15780.00</td> <td>52.37</td> <td>54.00</td> <td>-1.63</td> <td>60.83</td> <td>40.92</td> <td>14.69</td> <td>64.07</td> <td>297</td> <td>360</td> <td>Average</td> </tr> </tbody> </table>	Limit	Read	Ant	Cable	Preamp	Apos	TPos	Remark	Freq	Level	Line	Margin	Level	Factor	Loss	Factor	MHz	dBuV/m	dBuV/m	dB	dBuV	dB/m	dB	dB	1	10520.00	58.61	68.30	-9.69	71.22	38.81	12.18	63.60	301	345	Peak	2	15780.00	60.93	74.00	-13.07	69.39	40.92	14.69	64.07	297	360	Peak	3	15780.00	52.37	54.00	-1.63	60.83	40.92	14.69	64.07	297	360	Average
Limit	Read	Ant	Cable	Preamp	Apos	TPos	Remark																																																																																																																			
Freq	Level	Line	Margin	Level	Factor	Loss	Factor																																																																																																																			
MHz	dBuV/m	dBuV/m	dB	dBuV	dB/m	dB	dB																																																																																																																			
1	10520.00	52.83	68.30	-15.47	65.44	38.81	12.18	63.60	341	231	Peak																																																																																																															
2	15780.00	55.26	74.00	-18.74	63.72	40.92	14.69	64.07	375	336	Peak																																																																																																															
3	15780.00	46.97	54.00	-7.03	55.43	40.92	14.69	64.07	375	336	Average																																																																																																															
Limit	Read	Ant	Cable	Preamp	Apos	TPos	Remark																																																																																																																			
Freq	Level	Line	Margin	Level	Factor	Loss	Factor																																																																																																																			
MHz	dBuV/m	dBuV/m	dB	dBuV	dB/m	dB	dB																																																																																																																			
1	10520.00	58.61	68.30	-9.69	71.22	38.81	12.18	63.60	301	345	Peak																																																																																																															
2	15780.00	60.93	74.00	-13.07	69.39	40.92	14.69	64.07	297	360	Peak																																																																																																															
3	15780.00	52.37	54.00	-1.63	60.83	40.92	14.69	64.07	297	360	Average																																																																																																															



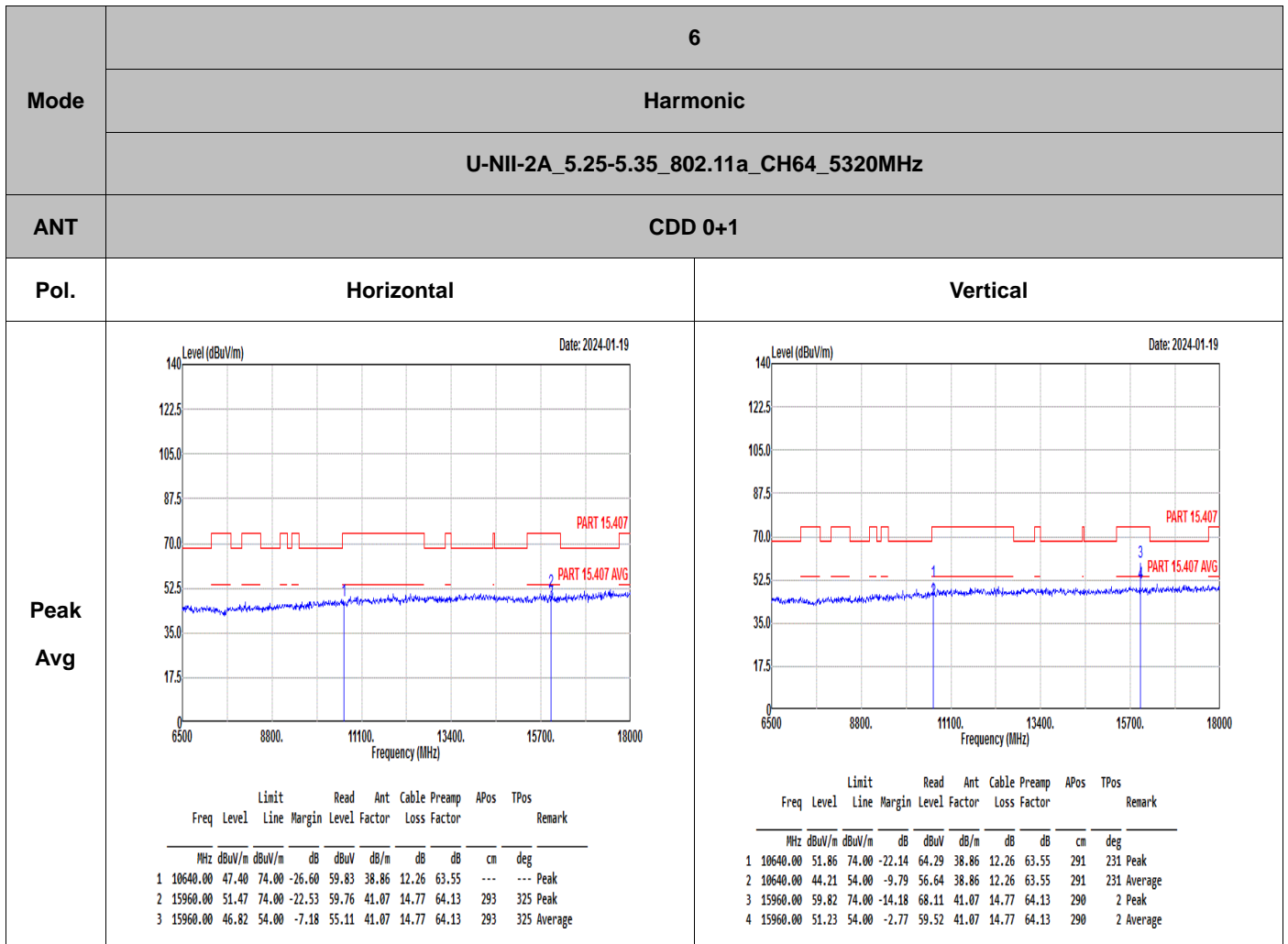
Mode	5																																																																																																												
	Harmonic																																																																																																												
	U-NII-2A_5.25-5.35_802.11a_CH60_5300MHz																																																																																																												
ANT	CDD 0+1																																																																																																												
Pol.	Horizontal	Vertical																																																																																																											
Peak Avg	<p>Date: 2024-01-20</p>	<p>Date: 2024-01-20</p>																																																																																																											
	<table border="1"> <thead> <tr> <th>Limit</th> <th>Read</th> <th>Ant</th> <th>Cable</th> <th>Preamp</th> <th>Apos</th> <th>TPos</th> <th>Remark</th> </tr> <tr> <th>Freq</th> <th>Level</th> <th>Line</th> <th>Margin</th> <th>Level</th> <th>Factor</th> <th>Loss</th> <th>Factor</th> </tr> <tr> <th>MHz</th> <th>dBuV/m</th> <th>dBuV/m</th> <th>dB</th> <th>dBuV</th> <th>dB/m</th> <th>dB</th> <th>dB</th> </tr> </thead> <tbody> <tr> <td>1</td> <td>10600.00</td> <td>47.79</td> <td>74.00</td> <td>-26.21</td> <td>60.29</td> <td>38.84</td> <td>12.23</td> <td>63.57</td> <td>---</td> <td>---</td> <td>Peak</td> </tr> <tr> <td>2</td> <td>15900.00</td> <td>47.33</td> <td>74.00</td> <td>-26.67</td> <td>55.67</td> <td>41.02</td> <td>14.75</td> <td>64.11</td> <td>---</td> <td>---</td> <td>Peak</td> </tr> </tbody> </table>	Limit	Read	Ant	Cable	Preamp	Apos	TPos	Remark	Freq	Level	Line	Margin	Level	Factor	Loss	Factor	MHz	dBuV/m	dBuV/m	dB	dBuV	dB/m	dB	dB	1	10600.00	47.79	74.00	-26.21	60.29	38.84	12.23	63.57	---	---	Peak	2	15900.00	47.33	74.00	-26.67	55.67	41.02	14.75	64.11	---	---	Peak	<table border="1"> <thead> <tr> <th>Limit</th> <th>Read</th> <th>Ant</th> <th>Cable</th> <th>Preamp</th> <th>Apos</th> <th>TPos</th> <th>Remark</th> </tr> <tr> <th>Freq</th> <th>Level</th> <th>Line</th> <th>Margin</th> <th>Level</th> <th>Factor</th> <th>Loss</th> <th>Factor</th> </tr> <tr> <th>MHz</th> <th>dBuV/m</th> <th>dBuV/m</th> <th>dB</th> <th>dBuV</th> <th>dB/m</th> <th>dB</th> <th>dB</th> </tr> </thead> <tbody> <tr> <td>1</td> <td>10600.00</td> <td>52.87</td> <td>74.00</td> <td>-21.13</td> <td>65.37</td> <td>38.84</td> <td>12.23</td> <td>63.57</td> <td>285</td> <td>344</td> <td>Peak</td> </tr> <tr> <td>2</td> <td>15900.00</td> <td>60.84</td> <td>74.00</td> <td>-13.16</td> <td>69.18</td> <td>41.02</td> <td>14.75</td> <td>64.11</td> <td>295</td> <td>360</td> <td>Peak</td> </tr> <tr> <td>3</td> <td>15900.00</td> <td>51.95</td> <td>54.00</td> <td>-2.05</td> <td>60.29</td> <td>41.02</td> <td>14.75</td> <td>64.11</td> <td>295</td> <td>360</td> <td>Average</td> </tr> </tbody> </table>	Limit	Read	Ant	Cable	Preamp	Apos	TPos	Remark	Freq	Level	Line	Margin	Level	Factor	Loss	Factor	MHz	dBuV/m	dBuV/m	dB	dBuV	dB/m	dB	dB	1	10600.00	52.87	74.00	-21.13	65.37	38.84	12.23	63.57	285	344	Peak	2	15900.00	60.84	74.00	-13.16	69.18	41.02	14.75	64.11	295	360	Peak	3	15900.00	51.95	54.00	-2.05	60.29	41.02	14.75	64.11	295	360
Limit	Read	Ant	Cable	Preamp	Apos	TPos	Remark																																																																																																						
Freq	Level	Line	Margin	Level	Factor	Loss	Factor																																																																																																						
MHz	dBuV/m	dBuV/m	dB	dBuV	dB/m	dB	dB																																																																																																						
1	10600.00	47.79	74.00	-26.21	60.29	38.84	12.23	63.57	---	---	Peak																																																																																																		
2	15900.00	47.33	74.00	-26.67	55.67	41.02	14.75	64.11	---	---	Peak																																																																																																		
Limit	Read	Ant	Cable	Preamp	Apos	TPos	Remark																																																																																																						
Freq	Level	Line	Margin	Level	Factor	Loss	Factor																																																																																																						
MHz	dBuV/m	dBuV/m	dB	dBuV	dB/m	dB	dB																																																																																																						
1	10600.00	52.87	74.00	-21.13	65.37	38.84	12.23	63.57	285	344	Peak																																																																																																		
2	15900.00	60.84	74.00	-13.16	69.18	41.02	14.75	64.11	295	360	Peak																																																																																																		
3	15900.00	51.95	54.00	-2.05	60.29	41.02	14.75	64.11	295	360	Average																																																																																																		



		6																																																																																				
Mode	Band Edge - L																																																																																					
	U-NII-2A_5.25-5.35_802.11a_CH64_5320MHz																																																																																					
ANT	CDD 0+1																																																																																					
Pol.	Horizontal	Fundamental																																																																																				
Peak	<table border="1"> <thead> <tr> <th>Limit</th> <th>Read</th> <th>Ant</th> <th>Cable</th> <th>Preamp</th> <th>APos</th> <th>TPos</th> <th>Remark</th> </tr> <tr> <th>Freq</th> <th>Level</th> <th>Line</th> <th>Margin</th> <th>Level</th> <th>Factor</th> <th>Loss Factor</th> <th></th> </tr> <tr> <th>MHz</th> <th>dBuV/m</th> <th>dBuV/m</th> <th>dB</th> <th>dBuV</th> <th>dB/m</th> <th>dB</th> <th>cm</th> </tr> </thead> <tbody> <tr> <td>1</td> <td>5428.92</td> <td>50.44</td> <td>74.00</td> <td>-23.56</td> <td>37.44</td> <td>35.94</td> <td>9.67</td> <td>32.61</td> <td>300</td> <td>114</td> <td>PEAK</td> </tr> </tbody> </table>	Limit	Read	Ant	Cable	Preamp	APos	TPos	Remark	Freq	Level	Line	Margin	Level	Factor	Loss Factor		MHz	dBuV/m	dBuV/m	dB	dBuV	dB/m	dB	cm	1	5428.92	50.44	74.00	-23.56	37.44	35.94	9.67	32.61	300	114	PEAK	<table border="1"> <thead> <tr> <th>Limit</th> <th>Read</th> <th>Ant</th> <th>Cable</th> <th>Preamp</th> <th>APos</th> <th>TPos</th> <th>Remark</th> </tr> <tr> <th>Freq</th> <th>Level</th> <th>Line</th> <th>Margin</th> <th>Level</th> <th>Factor</th> <th>Loss Factor</th> <th></th> </tr> <tr> <th>MHz</th> <th>dBuV/m</th> <th>dBuV/m</th> <th>dB</th> <th>dBuV</th> <th>dB/m</th> <th>dB</th> <th>cm</th> </tr> </thead> <tbody> <tr> <td>1</td> <td>1386.00</td> <td>56.90</td> <td>74.00</td> <td>-17.10</td> <td>58.28</td> <td>29.42</td> <td>4.13</td> <td>34.93</td> <td>300</td> <td>114</td> <td>PEAK</td> </tr> <tr> <td>2</td> <td>5320.00</td> <td>90.40</td> <td>-----</td> <td>-----</td> <td>77.82</td> <td>36.01</td> <td>9.21</td> <td>32.64</td> <td>300</td> <td>114</td> <td>PEAK</td> </tr> </tbody> </table>	Limit	Read	Ant	Cable	Preamp	APos	TPos	Remark	Freq	Level	Line	Margin	Level	Factor	Loss Factor		MHz	dBuV/m	dBuV/m	dB	dBuV	dB/m	dB	cm	1	1386.00	56.90	74.00	-17.10	58.28	29.42	4.13	34.93	300	114	PEAK	2	5320.00	90.40	-----	-----	77.82	36.01	9.21	32.64	300	114	PEAK
	Limit	Read	Ant	Cable	Preamp	APos	TPos	Remark																																																																														
Freq	Level	Line	Margin	Level	Factor	Loss Factor																																																																																
MHz	dBuV/m	dBuV/m	dB	dBuV	dB/m	dB	cm																																																																															
1	5428.92	50.44	74.00	-23.56	37.44	35.94	9.67	32.61	300	114	PEAK																																																																											
Limit	Read	Ant	Cable	Preamp	APos	TPos	Remark																																																																															
Freq	Level	Line	Margin	Level	Factor	Loss Factor																																																																																
MHz	dBuV/m	dBuV/m	dB	dBuV	dB/m	dB	cm																																																																															
1	1386.00	56.90	74.00	-17.10	58.28	29.42	4.13	34.93	300	114	PEAK																																																																											
2	5320.00	90.40	-----	-----	77.82	36.01	9.21	32.64	300	114	PEAK																																																																											
Avg	<table border="1"> <thead> <tr> <th>Limit</th> <th>Read</th> <th>Ant</th> <th>Cable</th> <th>Preamp</th> <th>APos</th> <th>TPos</th> <th>Remark</th> </tr> <tr> <th>Freq</th> <th>Level</th> <th>Line</th> <th>Margin</th> <th>Level</th> <th>Factor</th> <th>Loss Factor</th> <th></th> </tr> <tr> <th>MHz</th> <th>dBuV/m</th> <th>dBuV/m</th> <th>dB</th> <th>dBuV</th> <th>dB/m</th> <th>dB</th> <th>cm</th> </tr> </thead> <tbody> <tr> <td>1</td> <td>5456.78</td> <td>42.52</td> <td>54.00</td> <td>-11.48</td> <td>29.51</td> <td>35.93</td> <td>9.69</td> <td>32.61</td> <td>300</td> <td>114</td> <td>AVERAGE</td> </tr> </tbody> </table>	Limit	Read	Ant	Cable	Preamp	APos	TPos	Remark	Freq	Level	Line	Margin	Level	Factor	Loss Factor		MHz	dBuV/m	dBuV/m	dB	dBuV	dB/m	dB	cm	1	5456.78	42.52	54.00	-11.48	29.51	35.93	9.69	32.61	300	114	AVERAGE	<table border="1"> <thead> <tr> <th>Limit</th> <th>Read</th> <th>Ant</th> <th>Cable</th> <th>Preamp</th> <th>APos</th> <th>TPos</th> <th>Remark</th> </tr> <tr> <th>Freq</th> <th>Level</th> <th>Line</th> <th>Margin</th> <th>Level</th> <th>Factor</th> <th>Loss Factor</th> <th></th> </tr> <tr> <th>MHz</th> <th>dBuV/m</th> <th>dBuV/m</th> <th>dB</th> <th>dBuV</th> <th>dB/m</th> <th>dB</th> <th>cm</th> </tr> </thead> <tbody> <tr> <td>1</td> <td>1386.00</td> <td>52.10</td> <td>54.00</td> <td>-1.90</td> <td>53.48</td> <td>29.42</td> <td>4.13</td> <td>34.93</td> <td>300</td> <td>114</td> <td>AVERAGE</td> </tr> <tr> <td>2</td> <td>5320.00</td> <td>84.10</td> <td>-----</td> <td>-----</td> <td>71.52</td> <td>36.01</td> <td>9.21</td> <td>32.64</td> <td>300</td> <td>114</td> <td>AVERAGE</td> </tr> </tbody> </table>	Limit	Read	Ant	Cable	Preamp	APos	TPos	Remark	Freq	Level	Line	Margin	Level	Factor	Loss Factor		MHz	dBuV/m	dBuV/m	dB	dBuV	dB/m	dB	cm	1	1386.00	52.10	54.00	-1.90	53.48	29.42	4.13	34.93	300	114	AVERAGE	2	5320.00	84.10	-----	-----	71.52	36.01	9.21	32.64	300	114	AVERAGE
Limit	Read	Ant	Cable	Preamp	APos	TPos	Remark																																																																															
Freq	Level	Line	Margin	Level	Factor	Loss Factor																																																																																
MHz	dBuV/m	dBuV/m	dB	dBuV	dB/m	dB	cm																																																																															
1	5456.78	42.52	54.00	-11.48	29.51	35.93	9.69	32.61	300	114	AVERAGE																																																																											
Limit	Read	Ant	Cable	Preamp	APos	TPos	Remark																																																																															
Freq	Level	Line	Margin	Level	Factor	Loss Factor																																																																																
MHz	dBuV/m	dBuV/m	dB	dBuV	dB/m	dB	cm																																																																															
1	1386.00	52.10	54.00	-1.90	53.48	29.42	4.13	34.93	300	114	AVERAGE																																																																											
2	5320.00	84.10	-----	-----	71.52	36.01	9.21	32.64	300	114	AVERAGE																																																																											



		6																																																																																									
Mode	Band Edge - L																																																																																										
	U-NII-2A_5.25-5.35_802.11a_CH64_5320MHz																																																																																										
ANT	CDD 0+1																																																																																										
Pol.	Vertical	Fundamental																																																																																									
Peak	<p style="text-align: right;">Date: 2024-01-24</p> <table border="1"> <thead> <tr> <th>Limit</th> <th>Read</th> <th>Ant</th> <th>Cable</th> <th>Preamp</th> <th>APos</th> <th>TPos</th> <th colspan="2">Remark</th> </tr> <tr> <th>Freq</th> <th>Level</th> <th>Line</th> <th>Margin</th> <th>Level</th> <th>Factor</th> <th>Loss Factor</th> <th>cm</th> <th>deg</th> </tr> <tr> <th>MHz</th> <th>dBuV/m</th> <th>dBuV/m</th> <th>dB</th> <th>dBuV</th> <th>dB/m</th> <th>dB</th> <th>dB</th> <th>cm</th> <th>deg</th> </tr> </thead> <tbody> <tr> <td>1</td> <td>5350.10</td> <td>45.80</td> <td>74.00</td> <td>-28.20</td> <td>33.07</td> <td>35.99</td> <td>9.37</td> <td>32.63</td> <td>268</td> <td>0 PEAK</td> </tr> </tbody> </table>	Limit	Read	Ant	Cable	Preamp	APos	TPos	Remark		Freq	Level	Line	Margin	Level	Factor	Loss Factor	cm	deg	MHz	dBuV/m	dBuV/m	dB	dBuV	dB/m	dB	dB	cm	deg	1	5350.10	45.80	74.00	-28.20	33.07	35.99	9.37	32.63	268	0 PEAK	<p style="text-align: right;">Date: 2024-01-24</p> <table border="1"> <thead> <tr> <th>Limit</th> <th>Read</th> <th>Ant</th> <th>Cable</th> <th>Preamp</th> <th>APos</th> <th>TPos</th> <th colspan="2">Remark</th> </tr> <tr> <th>Freq</th> <th>Level</th> <th>Line</th> <th>Margin</th> <th>Level</th> <th>Factor</th> <th>Loss Factor</th> <th>cm</th> <th>deg</th> </tr> <tr> <th>MHz</th> <th>dBuV/m</th> <th>dBuV/m</th> <th>dB</th> <th>dBuV</th> <th>dB/m</th> <th>dB</th> <th>dB</th> <th>cm</th> <th>deg</th> </tr> </thead> <tbody> <tr> <td>1</td> <td>1386.00</td> <td>57.34</td> <td>74.00</td> <td>-16.66</td> <td>58.72</td> <td>29.42</td> <td>4.13</td> <td>34.93</td> <td>268</td> <td>0 PEAK</td> </tr> <tr> <td>2</td> <td>5320.00</td> <td>109.56</td> <td>-----</td> <td>-----</td> <td>96.98</td> <td>36.01</td> <td>9.21</td> <td>32.64</td> <td>268</td> <td>0 PEAK</td> </tr> </tbody> </table>	Limit	Read	Ant	Cable	Preamp	APos	TPos	Remark		Freq	Level	Line	Margin	Level	Factor	Loss Factor	cm	deg	MHz	dBuV/m	dBuV/m	dB	dBuV	dB/m	dB	dB	cm	deg	1	1386.00	57.34	74.00	-16.66	58.72	29.42	4.13	34.93	268	0 PEAK	2	5320.00	109.56	-----	-----	96.98	36.01	9.21	32.64	268	0 PEAK
	Limit	Read	Ant	Cable	Preamp	APos	TPos	Remark																																																																																			
Freq	Level	Line	Margin	Level	Factor	Loss Factor	cm	deg																																																																																			
MHz	dBuV/m	dBuV/m	dB	dBuV	dB/m	dB	dB	cm	deg																																																																																		
1	5350.10	45.80	74.00	-28.20	33.07	35.99	9.37	32.63	268	0 PEAK																																																																																	
Limit	Read	Ant	Cable	Preamp	APos	TPos	Remark																																																																																				
Freq	Level	Line	Margin	Level	Factor	Loss Factor	cm	deg																																																																																			
MHz	dBuV/m	dBuV/m	dB	dBuV	dB/m	dB	dB	cm	deg																																																																																		
1	1386.00	57.34	74.00	-16.66	58.72	29.42	4.13	34.93	268	0 PEAK																																																																																	
2	5320.00	109.56	-----	-----	96.98	36.01	9.21	32.64	268	0 PEAK																																																																																	
Avg	<p style="text-align: right;">Date: 2024-01-24</p> <table border="1"> <thead> <tr> <th>Limit</th> <th>Read</th> <th>Ant</th> <th>Cable</th> <th>Preamp</th> <th>APos</th> <th>TPos</th> <th colspan="2">Remark</th> </tr> <tr> <th>Freq</th> <th>Level</th> <th>Line</th> <th>Margin</th> <th>Level</th> <th>Factor</th> <th>Loss Factor</th> <th>cm</th> <th>deg</th> </tr> <tr> <th>MHz</th> <th>dBuV/m</th> <th>dBuV/m</th> <th>dB</th> <th>dBuV</th> <th>dB/m</th> <th>dB</th> <th>dB</th> <th>cm</th> <th>deg</th> </tr> </thead> <tbody> <tr> <td>1</td> <td>5350.10</td> <td>46.71</td> <td>54.00</td> <td>-7.29</td> <td>33.98</td> <td>35.99</td> <td>9.37</td> <td>32.63</td> <td>268</td> <td>0 AVERAGE</td> </tr> </tbody> </table>	Limit	Read	Ant	Cable	Preamp	APos	TPos	Remark		Freq	Level	Line	Margin	Level	Factor	Loss Factor	cm	deg	MHz	dBuV/m	dBuV/m	dB	dBuV	dB/m	dB	dB	cm	deg	1	5350.10	46.71	54.00	-7.29	33.98	35.99	9.37	32.63	268	0 AVERAGE	<p style="text-align: right;">Date: 2024-01-24</p> <table border="1"> <thead> <tr> <th>Limit</th> <th>Read</th> <th>Ant</th> <th>Cable</th> <th>Preamp</th> <th>APos</th> <th>TPos</th> <th colspan="2">Remark</th> </tr> <tr> <th>Freq</th> <th>Level</th> <th>Line</th> <th>Margin</th> <th>Level</th> <th>Factor</th> <th>Loss Factor</th> <th>cm</th> <th>deg</th> </tr> <tr> <th>MHz</th> <th>dBuV/m</th> <th>dBuV/m</th> <th>dB</th> <th>dBuV</th> <th>dB/m</th> <th>dB</th> <th>dB</th> <th>cm</th> <th>deg</th> </tr> </thead> <tbody> <tr> <td>1</td> <td>1386.00</td> <td>52.80</td> <td>54.00</td> <td>-1.20</td> <td>54.18</td> <td>29.42</td> <td>4.13</td> <td>34.93</td> <td>268</td> <td>0 AVERAGE</td> </tr> <tr> <td>2</td> <td>5320.00</td> <td>103.25</td> <td>-----</td> <td>-----</td> <td>90.67</td> <td>36.01</td> <td>9.21</td> <td>32.64</td> <td>268</td> <td>0 AVERAGE</td> </tr> </tbody> </table>	Limit	Read	Ant	Cable	Preamp	APos	TPos	Remark		Freq	Level	Line	Margin	Level	Factor	Loss Factor	cm	deg	MHz	dBuV/m	dBuV/m	dB	dBuV	dB/m	dB	dB	cm	deg	1	1386.00	52.80	54.00	-1.20	54.18	29.42	4.13	34.93	268	0 AVERAGE	2	5320.00	103.25	-----	-----	90.67	36.01	9.21	32.64	268	0 AVERAGE
Limit	Read	Ant	Cable	Preamp	APos	TPos	Remark																																																																																				
Freq	Level	Line	Margin	Level	Factor	Loss Factor	cm	deg																																																																																			
MHz	dBuV/m	dBuV/m	dB	dBuV	dB/m	dB	dB	cm	deg																																																																																		
1	5350.10	46.71	54.00	-7.29	33.98	35.99	9.37	32.63	268	0 AVERAGE																																																																																	
Limit	Read	Ant	Cable	Preamp	APos	TPos	Remark																																																																																				
Freq	Level	Line	Margin	Level	Factor	Loss Factor	cm	deg																																																																																			
MHz	dBuV/m	dBuV/m	dB	dBuV	dB/m	dB	dB	cm	deg																																																																																		
1	1386.00	52.80	54.00	-1.20	54.18	29.42	4.13	34.93	268	0 AVERAGE																																																																																	
2	5320.00	103.25	-----	-----	90.67	36.01	9.21	32.64	268	0 AVERAGE																																																																																	





7																																																																																											
Mode	Band Edge																																																																																										
	U-NII-2C_5.47-5.725_802.11a_CH100_5500MHz																																																																																										
ANT	CDD 0+1																																																																																										
Pol.	Horizontal																																																																																										
Peak	<div style="display: flex; justify-content: space-between;"> <div style="width: 48%;"> <table border="1"> <thead> <tr> <th>Limit</th> <th>Read</th> <th>Ant</th> <th>Cable</th> <th>Preamp</th> <th>APos</th> <th>TPos</th> <th colspan="2"></th> </tr> <tr> <th>Freq</th> <th>Level</th> <th>Line</th> <th>Margin</th> <th>Level</th> <th>Factor</th> <th>Loss Factor</th> <th>dB</th> <th>dB</th> <th>cm</th> <th>deg</th> <th>Remark</th> </tr> </thead> <tbody> <tr> <td>1</td> <td>5459.65</td> <td>42.48</td> <td>74.00</td> <td>-31.52</td> <td>28.93</td> <td>35.92</td> <td>9.69</td> <td>32.06</td> <td>354</td> <td>0</td> <td>PEAK</td> </tr> <tr> <td>2</td> <td>5469.85</td> <td>43.71</td> <td>68.30</td> <td>-24.59</td> <td>30.14</td> <td>35.92</td> <td>9.69</td> <td>32.04</td> <td>334</td> <td>0</td> <td>PEAK</td> </tr> </tbody> </table> </div> <div style="width: 48%;"> <table border="1"> <thead> <tr> <th>Limit</th> <th>Read</th> <th>Ant</th> <th>Cable</th> <th>Preamp</th> <th>APos</th> <th>TPos</th> <th colspan="2"></th> </tr> <tr> <th>Freq</th> <th>Level</th> <th>Line</th> <th>Margin</th> <th>Level</th> <th>Factor</th> <th>Loss Factor</th> <th>dB</th> <th>dB</th> <th>cm</th> <th>deg</th> <th>Remark</th> </tr> </thead> <tbody> <tr> <td>1</td> <td>1386.00</td> <td>59.06</td> <td>68.30</td> <td>-9.24</td> <td>60.00</td> <td>29.42</td> <td>4.13</td> <td>34.49</td> <td>334</td> <td>0</td> <td>PEAK</td> </tr> <tr> <td>2</td> <td>5500.00</td> <td>99.76</td> <td>-----</td> <td>-----</td> <td>86.17</td> <td>35.90</td> <td>9.70</td> <td>32.01</td> <td>334</td> <td>0</td> <td>PEAK</td> </tr> </tbody> </table> </div> </div>	Limit	Read	Ant	Cable	Preamp	APos	TPos			Freq	Level	Line	Margin	Level	Factor	Loss Factor	dB	dB	cm	deg	Remark	1	5459.65	42.48	74.00	-31.52	28.93	35.92	9.69	32.06	354	0	PEAK	2	5469.85	43.71	68.30	-24.59	30.14	35.92	9.69	32.04	334	0	PEAK	Limit	Read	Ant	Cable	Preamp	APos	TPos			Freq	Level	Line	Margin	Level	Factor	Loss Factor	dB	dB	cm	deg	Remark	1	1386.00	59.06	68.30	-9.24	60.00	29.42	4.13	34.49	334	0	PEAK	2	5500.00	99.76	-----	-----	86.17	35.90	9.70	32.01	334	0	PEAK
	Limit	Read	Ant	Cable	Preamp	APos	TPos																																																																																				
Freq	Level	Line	Margin	Level	Factor	Loss Factor	dB	dB	cm	deg	Remark																																																																																
1	5459.65	42.48	74.00	-31.52	28.93	35.92	9.69	32.06	354	0	PEAK																																																																																
2	5469.85	43.71	68.30	-24.59	30.14	35.92	9.69	32.04	334	0	PEAK																																																																																
Limit	Read	Ant	Cable	Preamp	APos	TPos																																																																																					
Freq	Level	Line	Margin	Level	Factor	Loss Factor	dB	dB	cm	deg	Remark																																																																																
1	1386.00	59.06	68.30	-9.24	60.00	29.42	4.13	34.49	334	0	PEAK																																																																																
2	5500.00	99.76	-----	-----	86.17	35.90	9.70	32.01	334	0	PEAK																																																																																
Avg	<div style="display: flex; justify-content: space-between;"> <div style="width: 48%;"> <table border="1"> <thead> <tr> <th>Limit</th> <th>Read</th> <th>Ant</th> <th>Cable</th> <th>Preamp</th> <th>APos</th> <th>TPos</th> <th colspan="2"></th> </tr> <tr> <th>Freq</th> <th>Level</th> <th>Line</th> <th>Margin</th> <th>Level</th> <th>Factor</th> <th>Loss Factor</th> <th>dB</th> <th>dB</th> <th>cm</th> <th>deg</th> <th>Remark</th> </tr> </thead> <tbody> <tr> <td>1</td> <td>5447.65</td> <td>43.04</td> <td>54.00</td> <td>-10.96</td> <td>29.50</td> <td>35.93</td> <td>9.68</td> <td>32.07</td> <td>334</td> <td>0</td> <td>AVERAGE</td> </tr> </tbody> </table> </div> <div style="width: 48%;"> <table border="1"> <thead> <tr> <th>Limit</th> <th>Read</th> <th>Ant</th> <th>Cable</th> <th>Preamp</th> <th>APos</th> <th>TPos</th> <th colspan="2"></th> </tr> <tr> <th>Freq</th> <th>Level</th> <th>Line</th> <th>Margin</th> <th>Level</th> <th>Factor</th> <th>Loss Factor</th> <th>dB</th> <th>dB</th> <th>cm</th> <th>deg</th> <th>Remark</th> </tr> </thead> <tbody> <tr> <td>1</td> <td>1386.00</td> <td>52.34</td> <td>54.00</td> <td>-1.66</td> <td>53.28</td> <td>29.42</td> <td>4.13</td> <td>34.49</td> <td>334</td> <td>0</td> <td>AVERAGE</td> </tr> <tr> <td>2</td> <td>5500.00</td> <td>92.87</td> <td>-----</td> <td>-----</td> <td>79.26</td> <td>35.90</td> <td>9.71</td> <td>32.00</td> <td>334</td> <td>0</td> <td>AVERAGE</td> </tr> </tbody> </table> </div> </div>	Limit	Read	Ant	Cable	Preamp	APos	TPos			Freq	Level	Line	Margin	Level	Factor	Loss Factor	dB	dB	cm	deg	Remark	1	5447.65	43.04	54.00	-10.96	29.50	35.93	9.68	32.07	334	0	AVERAGE	Limit	Read	Ant	Cable	Preamp	APos	TPos			Freq	Level	Line	Margin	Level	Factor	Loss Factor	dB	dB	cm	deg	Remark	1	1386.00	52.34	54.00	-1.66	53.28	29.42	4.13	34.49	334	0	AVERAGE	2	5500.00	92.87	-----	-----	79.26	35.90	9.71	32.00	334	0	AVERAGE												
Limit	Read	Ant	Cable	Preamp	APos	TPos																																																																																					
Freq	Level	Line	Margin	Level	Factor	Loss Factor	dB	dB	cm	deg	Remark																																																																																
1	5447.65	43.04	54.00	-10.96	29.50	35.93	9.68	32.07	334	0	AVERAGE																																																																																
Limit	Read	Ant	Cable	Preamp	APos	TPos																																																																																					
Freq	Level	Line	Margin	Level	Factor	Loss Factor	dB	dB	cm	deg	Remark																																																																																
1	1386.00	52.34	54.00	-1.66	53.28	29.42	4.13	34.49	334	0	AVERAGE																																																																																
2	5500.00	92.87	-----	-----	79.26	35.90	9.71	32.00	334	0	AVERAGE																																																																																



7																																																		
Mode	Band Edge																																																	
	U-NII-2C_5.47-5.725_802.11a_CH100_5500MHz																																																	
ANT	CDD 0+1																																																	
Pol.	Vertical																																																	
Peak	<table border="1"> <thead> <tr> <th>Limit</th> <th>Read</th> <th>Ant</th> <th>Cable</th> <th>Preamp</th> <th>APos</th> <th>TPos</th> <th>Remark</th> </tr> <tr> <th>Freq</th> <th>Level</th> <th>Line</th> <th>Margin</th> <th>Level</th> <th>Factor</th> <th>Loss Factor</th> <th></th> </tr> <tr> <th>MHz</th> <th>dBuV/m</th> <th>dBuV/m</th> <th>dB</th> <th>dBuV</th> <th>dB/m</th> <th>dB</th> <th>cm</th> <th>deg</th> </tr> </thead> <tbody> <tr> <td>1</td> <td>5459.50</td> <td>55.09</td> <td>74.00</td> <td>-18.91</td> <td>41.54</td> <td>35.92</td> <td>9.69</td> <td>32.06</td> <td>301</td> <td>267</td> <td>PEAK</td> </tr> <tr> <td>2</td> <td>5466.40</td> <td>63.95</td> <td>68.30</td> <td>-4.35</td> <td>50.39</td> <td>35.92</td> <td>9.69</td> <td>32.05</td> <td>301</td> <td>267</td> <td>PEAK</td> </tr> </tbody> </table>	Limit	Read	Ant	Cable	Preamp	APos	TPos	Remark	Freq	Level	Line	Margin	Level	Factor	Loss Factor		MHz	dBuV/m	dBuV/m	dB	dBuV	dB/m	dB	cm	deg	1	5459.50	55.09	74.00	-18.91	41.54	35.92	9.69	32.06	301	267	PEAK	2	5466.40	63.95	68.30	-4.35	50.39	35.92	9.69	32.05	301	267	PEAK
	Limit	Read	Ant	Cable	Preamp	APos	TPos	Remark																																										
Freq	Level	Line	Margin	Level	Factor	Loss Factor																																												
MHz	dBuV/m	dBuV/m	dB	dBuV	dB/m	dB	cm	deg																																										
1	5459.50	55.09	74.00	-18.91	41.54	35.92	9.69	32.06	301	267	PEAK																																							
2	5466.40	63.95	68.30	-4.35	50.39	35.92	9.69	32.05	301	267	PEAK																																							
Fundamental	<table border="1"> <thead> <tr> <th>Limit</th> <th>Read</th> <th>Ant</th> <th>Cable</th> <th>Preamp</th> <th>APos</th> <th>TPos</th> <th>Remark</th> </tr> <tr> <th>Freq</th> <th>Level</th> <th>Line</th> <th>Margin</th> <th>Level</th> <th>Factor</th> <th>Loss Factor</th> <th></th> </tr> <tr> <th>MHz</th> <th>dBuV/m</th> <th>dBuV/m</th> <th>dB</th> <th>dBuV</th> <th>dB/m</th> <th>dB</th> <th>cm</th> <th>deg</th> </tr> </thead> <tbody> <tr> <td>1</td> <td>1386.00</td> <td>59.08</td> <td>68.30</td> <td>-9.22</td> <td>60.02</td> <td>29.42</td> <td>4.13</td> <td>34.49</td> <td>301</td> <td>267</td> <td>PEAK</td> </tr> <tr> <td>2</td> <td>5500.00</td> <td>109.42</td> <td>-----</td> <td>-----</td> <td>95.81</td> <td>35.90</td> <td>9.71</td> <td>32.00</td> <td>301</td> <td>267</td> <td>PEAK</td> </tr> </tbody> </table>	Limit	Read	Ant	Cable	Preamp	APos	TPos	Remark	Freq	Level	Line	Margin	Level	Factor	Loss Factor		MHz	dBuV/m	dBuV/m	dB	dBuV	dB/m	dB	cm	deg	1	1386.00	59.08	68.30	-9.22	60.02	29.42	4.13	34.49	301	267	PEAK	2	5500.00	109.42	-----	-----	95.81	35.90	9.71	32.00	301	267	PEAK
Limit	Read	Ant	Cable	Preamp	APos	TPos	Remark																																											
Freq	Level	Line	Margin	Level	Factor	Loss Factor																																												
MHz	dBuV/m	dBuV/m	dB	dBuV	dB/m	dB	cm	deg																																										
1	1386.00	59.08	68.30	-9.22	60.02	29.42	4.13	34.49	301	267	PEAK																																							
2	5500.00	109.42	-----	-----	95.81	35.90	9.71	32.00	301	267	PEAK																																							
Avg	<table border="1"> <thead> <tr> <th>Limit</th> <th>Read</th> <th>Ant</th> <th>Cable</th> <th>Preamp</th> <th>APos</th> <th>TPos</th> <th>Remark</th> </tr> <tr> <th>Freq</th> <th>Level</th> <th>Line</th> <th>Margin</th> <th>Level</th> <th>Factor</th> <th>Loss Factor</th> <th></th> </tr> <tr> <th>MHz</th> <th>dBuV/m</th> <th>dBuV/m</th> <th>dB</th> <th>dBuV</th> <th>dB/m</th> <th>dB</th> <th>cm</th> <th>deg</th> </tr> </thead> <tbody> <tr> <td>1</td> <td>5459.20</td> <td>46.10</td> <td>54.00</td> <td>-7.90</td> <td>32.55</td> <td>35.92</td> <td>9.69</td> <td>32.06</td> <td>301</td> <td>267</td> <td>AVERAGE</td> </tr> </tbody> </table>	Limit	Read	Ant	Cable	Preamp	APos	TPos	Remark	Freq	Level	Line	Margin	Level	Factor	Loss Factor		MHz	dBuV/m	dBuV/m	dB	dBuV	dB/m	dB	cm	deg	1	5459.20	46.10	54.00	-7.90	32.55	35.92	9.69	32.06	301	267	AVERAGE												
	Limit	Read	Ant	Cable	Preamp	APos	TPos	Remark																																										
Freq	Level	Line	Margin	Level	Factor	Loss Factor																																												
MHz	dBuV/m	dBuV/m	dB	dBuV	dB/m	dB	cm	deg																																										
1	5459.20	46.10	54.00	-7.90	32.55	35.92	9.69	32.06	301	267	AVERAGE																																							
Fundamental	<table border="1"> <thead> <tr> <th>Limit</th> <th>Read</th> <th>Ant</th> <th>Cable</th> <th>Preamp</th> <th>APos</th> <th>TPos</th> <th>Remark</th> </tr> <tr> <th>Freq</th> <th>Level</th> <th>Line</th> <th>Margin</th> <th>Level</th> <th>Factor</th> <th>Loss Factor</th> <th></th> </tr> <tr> <th>MHz</th> <th>dBuV/m</th> <th>dBuV/m</th> <th>dB</th> <th>dBuV</th> <th>dB/m</th> <th>dB</th> <th>cm</th> <th>deg</th> </tr> </thead> <tbody> <tr> <td>1</td> <td>1386.00</td> <td>52.87</td> <td>54.00</td> <td>-1.13</td> <td>53.81</td> <td>29.42</td> <td>4.13</td> <td>34.49</td> <td>301</td> <td>267</td> <td>AVERAGE</td> </tr> <tr> <td>2</td> <td>5500.00</td> <td>102.32</td> <td>-----</td> <td>-----</td> <td>88.71</td> <td>35.90</td> <td>9.71</td> <td>32.00</td> <td>301</td> <td>267</td> <td>AVERAGE</td> </tr> </tbody> </table>	Limit	Read	Ant	Cable	Preamp	APos	TPos	Remark	Freq	Level	Line	Margin	Level	Factor	Loss Factor		MHz	dBuV/m	dBuV/m	dB	dBuV	dB/m	dB	cm	deg	1	1386.00	52.87	54.00	-1.13	53.81	29.42	4.13	34.49	301	267	AVERAGE	2	5500.00	102.32	-----	-----	88.71	35.90	9.71	32.00	301	267	AVERAGE
Limit	Read	Ant	Cable	Preamp	APos	TPos	Remark																																											
Freq	Level	Line	Margin	Level	Factor	Loss Factor																																												
MHz	dBuV/m	dBuV/m	dB	dBuV	dB/m	dB	cm	deg																																										
1	1386.00	52.87	54.00	-1.13	53.81	29.42	4.13	34.49	301	267	AVERAGE																																							
2	5500.00	102.32	-----	-----	88.71	35.90	9.71	32.00	301	267	AVERAGE																																							



Mode	7																																																																																																																									
	Harmonic																																																																																																																									
	U-NII-2C_5.47-5.725_802.11a_CH100_5500MHz																																																																																																																									
ANT	CDD 0+1																																																																																																																									
Pol.	Horizontal	Vertical																																																																																																																								
Peak Avg	<p>Date: 2024-01-19</p> <table border="1"> <thead> <tr> <th>Limit</th> <th>Read</th> <th>Ant</th> <th>Cable</th> <th>Preamp</th> <th>APos</th> <th>TPos</th> <th>Remark</th> </tr> <tr> <th>Freq</th> <th>Level</th> <th>Line</th> <th>Margin</th> <th>Level</th> <th>Factor</th> <th>Loss Factor</th> <th></th> </tr> <tr> <th>MHz</th> <th>dBuV/m</th> <th>dBuV/m</th> <th>dB</th> <th>dBuV</th> <th>dB/m</th> <th>dB</th> <th>dB</th> </tr> </thead> <tbody> <tr> <td>1</td> <td>11000.00</td> <td>51.17</td> <td>74.00</td> <td>-22.83</td> <td>63.07</td> <td>39.00</td> <td>12.52</td> <td>63.42</td> <td>325</td> <td>291</td> <td>Peak</td> </tr> <tr> <td>2</td> <td>11000.00</td> <td>45.35</td> <td>54.00</td> <td>-8.65</td> <td>57.25</td> <td>39.00</td> <td>12.52</td> <td>63.42</td> <td>325</td> <td>291</td> <td>Average</td> </tr> <tr> <td>3</td> <td>16500.00</td> <td>60.80</td> <td>68.30</td> <td>-7.50</td> <td>68.94</td> <td>41.35</td> <td>15.17</td> <td>64.66</td> <td>326</td> <td>324</td> <td>Peak</td> </tr> </tbody> </table>	Limit	Read	Ant	Cable	Preamp	APos	TPos	Remark	Freq	Level	Line	Margin	Level	Factor	Loss Factor		MHz	dBuV/m	dBuV/m	dB	dBuV	dB/m	dB	dB	1	11000.00	51.17	74.00	-22.83	63.07	39.00	12.52	63.42	325	291	Peak	2	11000.00	45.35	54.00	-8.65	57.25	39.00	12.52	63.42	325	291	Average	3	16500.00	60.80	68.30	-7.50	68.94	41.35	15.17	64.66	326	324	Peak	<p>Date: 2024-01-19</p> <table border="1"> <thead> <tr> <th>Limit</th> <th>Read</th> <th>Ant</th> <th>Cable</th> <th>Preamp</th> <th>APos</th> <th>TPos</th> <th>Remark</th> </tr> <tr> <th>Freq</th> <th>Level</th> <th>Line</th> <th>Margin</th> <th>Level</th> <th>Factor</th> <th>Loss Factor</th> <th></th> </tr> <tr> <th>MHz</th> <th>dBuV/m</th> <th>dBuV/m</th> <th>dB</th> <th>dBuV</th> <th>dB/m</th> <th>dB</th> <th>dB</th> </tr> </thead> <tbody> <tr> <td>1</td> <td>11000.00</td> <td>58.11</td> <td>74.00</td> <td>-15.89</td> <td>70.01</td> <td>39.00</td> <td>12.52</td> <td>63.42</td> <td>333</td> <td>346</td> <td>Peak</td> </tr> <tr> <td>2</td> <td>11000.00</td> <td>50.88</td> <td>54.00</td> <td>-3.12</td> <td>62.78</td> <td>39.00</td> <td>12.52</td> <td>63.42</td> <td>333</td> <td>346</td> <td>Average</td> </tr> <tr> <td>3</td> <td>16500.00</td> <td>62.31</td> <td>68.30</td> <td>-5.99</td> <td>70.45</td> <td>41.35</td> <td>15.17</td> <td>64.66</td> <td>322</td> <td>5</td> <td>Peak</td> </tr> </tbody> </table>	Limit	Read	Ant	Cable	Preamp	APos	TPos	Remark	Freq	Level	Line	Margin	Level	Factor	Loss Factor		MHz	dBuV/m	dBuV/m	dB	dBuV	dB/m	dB	dB	1	11000.00	58.11	74.00	-15.89	70.01	39.00	12.52	63.42	333	346	Peak	2	11000.00	50.88	54.00	-3.12	62.78	39.00	12.52	63.42	333	346	Average	3	16500.00	62.31	68.30	-5.99	70.45	41.35	15.17	64.66	322	5	Peak
	Limit	Read	Ant	Cable	Preamp	APos	TPos	Remark																																																																																																																		
Freq	Level	Line	Margin	Level	Factor	Loss Factor																																																																																																																				
MHz	dBuV/m	dBuV/m	dB	dBuV	dB/m	dB	dB																																																																																																																			
1	11000.00	51.17	74.00	-22.83	63.07	39.00	12.52	63.42	325	291	Peak																																																																																																															
2	11000.00	45.35	54.00	-8.65	57.25	39.00	12.52	63.42	325	291	Average																																																																																																															
3	16500.00	60.80	68.30	-7.50	68.94	41.35	15.17	64.66	326	324	Peak																																																																																																															
Limit	Read	Ant	Cable	Preamp	APos	TPos	Remark																																																																																																																			
Freq	Level	Line	Margin	Level	Factor	Loss Factor																																																																																																																				
MHz	dBuV/m	dBuV/m	dB	dBuV	dB/m	dB	dB																																																																																																																			
1	11000.00	58.11	74.00	-15.89	70.01	39.00	12.52	63.42	333	346	Peak																																																																																																															
2	11000.00	50.88	54.00	-3.12	62.78	39.00	12.52	63.42	333	346	Average																																																																																																															
3	16500.00	62.31	68.30	-5.99	70.45	41.35	15.17	64.66	322	5	Peak																																																																																																															



Mode	8																																																																																											
	Harmonic																																																																																											
	U-NII-2C_5.47-5.725_802.11a_CH116_5580MHz																																																																																											
ANT	CDD 0+1																																																																																											
Pol.	Horizontal	Vertical																																																																																										
Peak Avg	<p style="text-align: right;">Date: 2024-01-20</p> <table border="1"> <thead> <tr> <th>Limit Freq</th> <th>Limit Level</th> <th>Read Level</th> <th>Line Margin</th> <th>Ant Level</th> <th>Cable Loss</th> <th>Preamp Loss</th> <th>Apos</th> <th>TPos</th> <th>Remark</th> </tr> <tr> <th>MHz</th> <th>dBuV/m</th> <th>dBuV/m</th> <th>dB</th> <th>dBuV</th> <th>dB/m</th> <th>dB</th> <th>cm</th> <th>deg</th> <th></th> </tr> </thead> <tbody> <tr> <td>1 11160.00</td> <td>48.88</td> <td>74.00</td> <td>-25.12</td> <td>60.61</td> <td>39.06</td> <td>12.64</td> <td>63.43</td> <td>---</td> <td>--- Peak</td> </tr> <tr> <td>2 16740.00</td> <td>52.66</td> <td>68.30</td> <td>-15.64</td> <td>60.75</td> <td>41.47</td> <td>15.35</td> <td>64.91</td> <td>---</td> <td>--- Peak</td> </tr> </tbody> </table>	Limit Freq	Limit Level	Read Level	Line Margin	Ant Level	Cable Loss	Preamp Loss	Apos	TPos	Remark	MHz	dBuV/m	dBuV/m	dB	dBuV	dB/m	dB	cm	deg		1 11160.00	48.88	74.00	-25.12	60.61	39.06	12.64	63.43	---	--- Peak	2 16740.00	52.66	68.30	-15.64	60.75	41.47	15.35	64.91	---	--- Peak	<p style="text-align: right;">Date: 2024-01-29</p> <table border="1"> <thead> <tr> <th>Limit Freq</th> <th>Limit Level</th> <th>Read Level</th> <th>Line Margin</th> <th>Ant Level</th> <th>Cable Loss</th> <th>Preamp Loss</th> <th>Apos</th> <th>TPos</th> <th>Remark</th> </tr> <tr> <th>MHz</th> <th>dBuV/m</th> <th>dBuV/m</th> <th>dB</th> <th>dBuV</th> <th>dB/m</th> <th>dB</th> <th>cm</th> <th>deg</th> <th></th> </tr> </thead> <tbody> <tr> <td>1 11160.00</td> <td>59.15</td> <td>74.00</td> <td>-14.85</td> <td>70.88</td> <td>39.06</td> <td>12.64</td> <td>63.43</td> <td>291</td> <td>334 Peak</td> </tr> <tr> <td>2 11160.00</td> <td>49.46</td> <td>54.00</td> <td>-4.54</td> <td>61.19</td> <td>39.06</td> <td>12.64</td> <td>63.43</td> <td>291</td> <td>334 Average</td> </tr> <tr> <td>3 16740.00</td> <td>65.39</td> <td>68.30</td> <td>-2.91</td> <td>73.48</td> <td>41.47</td> <td>15.35</td> <td>64.91</td> <td>208</td> <td>7 Peak</td> </tr> </tbody> </table>	Limit Freq	Limit Level	Read Level	Line Margin	Ant Level	Cable Loss	Preamp Loss	Apos	TPos	Remark	MHz	dBuV/m	dBuV/m	dB	dBuV	dB/m	dB	cm	deg		1 11160.00	59.15	74.00	-14.85	70.88	39.06	12.64	63.43	291	334 Peak	2 11160.00	49.46	54.00	-4.54	61.19	39.06	12.64	63.43	291	334 Average	3 16740.00	65.39	68.30	-2.91	73.48	41.47	15.35	64.91	208	7 Peak
Limit Freq	Limit Level	Read Level	Line Margin	Ant Level	Cable Loss	Preamp Loss	Apos	TPos	Remark																																																																																			
MHz	dBuV/m	dBuV/m	dB	dBuV	dB/m	dB	cm	deg																																																																																				
1 11160.00	48.88	74.00	-25.12	60.61	39.06	12.64	63.43	---	--- Peak																																																																																			
2 16740.00	52.66	68.30	-15.64	60.75	41.47	15.35	64.91	---	--- Peak																																																																																			
Limit Freq	Limit Level	Read Level	Line Margin	Ant Level	Cable Loss	Preamp Loss	Apos	TPos	Remark																																																																																			
MHz	dBuV/m	dBuV/m	dB	dBuV	dB/m	dB	cm	deg																																																																																				
1 11160.00	59.15	74.00	-14.85	70.88	39.06	12.64	63.43	291	334 Peak																																																																																			
2 11160.00	49.46	54.00	-4.54	61.19	39.06	12.64	63.43	291	334 Average																																																																																			
3 16740.00	65.39	68.30	-2.91	73.48	41.47	15.35	64.91	208	7 Peak																																																																																			



9																																																																															
Mode	Band Edge - L																																																																														
U-NII-2C_5.47-5.725_802.11a_CH140_5700MHz																																																																															
ANT	CDD 0+1																																																																														
Pol.	Horizontal																																																																														
Peak	Fundamental																																																																														
<div style="display: flex; justify-content: space-between;"> <div style="width: 48%;"> <table border="1"> <thead> <tr> <th>Limit</th> <th>Read</th> <th>Ant</th> <th>Cable</th> <th>Preamp</th> <th>APos</th> <th>TPos</th> </tr> <tr> <th>Freq</th> <th>Level</th> <th>Line</th> <th>Margin</th> <th>Level</th> <th>Factor</th> <th>Loss Factor</th> <th>Remark</th> </tr> <tr> <th>MHz</th> <th>dBuV/m</th> <th>dBuV/m</th> <th>dB</th> <th>dBuV</th> <th>dB/m</th> <th>dB</th> <th>cm</th> <th>deg</th> </tr> </thead> <tbody> <tr> <td>1 5726.52</td> <td>57.01</td> <td>68.30</td> <td>-11.29</td> <td>43.00</td> <td>36.22</td> <td>10.02</td> <td>32.23</td> <td>109</td> <td>117 PEAK</td> </tr> </tbody> </table> </div> <div style="width: 48%;"> <table border="1"> <thead> <tr> <th>Limit</th> <th>Read</th> <th>Ant</th> <th>Cable</th> <th>Preamp</th> <th>APos</th> <th>TPos</th> </tr> <tr> <th>Freq</th> <th>Level</th> <th>Line</th> <th>Margin</th> <th>Level</th> <th>Factor</th> <th>Loss Factor</th> <th>Remark</th> </tr> <tr> <th>MHz</th> <th>dBuV/m</th> <th>dBuV/m</th> <th>dB</th> <th>dBuV</th> <th>dB/m</th> <th>dB</th> <th>cm</th> <th>deg</th> </tr> </thead> <tbody> <tr> <td>1 1386.00</td> <td>57.57</td> <td>74.00</td> <td>-16.43</td> <td>58.51</td> <td>29.42</td> <td>4.13</td> <td>34.49</td> <td>109</td> <td>117 PEAK</td> </tr> <tr> <td>2 5700.00</td> <td>104.19</td> <td>-----</td> <td>-----</td> <td>90.23</td> <td>36.19</td> <td>9.97</td> <td>32.20</td> <td>109</td> <td>117 PEAK</td> </tr> </tbody> </table> </div> </div>		Limit	Read	Ant	Cable	Preamp	APos	TPos	Freq	Level	Line	Margin	Level	Factor	Loss Factor	Remark	MHz	dBuV/m	dBuV/m	dB	dBuV	dB/m	dB	cm	deg	1 5726.52	57.01	68.30	-11.29	43.00	36.22	10.02	32.23	109	117 PEAK	Limit	Read	Ant	Cable	Preamp	APos	TPos	Freq	Level	Line	Margin	Level	Factor	Loss Factor	Remark	MHz	dBuV/m	dBuV/m	dB	dBuV	dB/m	dB	cm	deg	1 1386.00	57.57	74.00	-16.43	58.51	29.42	4.13	34.49	109	117 PEAK	2 5700.00	104.19	-----	-----	90.23	36.19	9.97	32.20	109	117 PEAK
Limit	Read	Ant	Cable	Preamp	APos	TPos																																																																									
Freq	Level	Line	Margin	Level	Factor	Loss Factor	Remark																																																																								
MHz	dBuV/m	dBuV/m	dB	dBuV	dB/m	dB	cm	deg																																																																							
1 5726.52	57.01	68.30	-11.29	43.00	36.22	10.02	32.23	109	117 PEAK																																																																						
Limit	Read	Ant	Cable	Preamp	APos	TPos																																																																									
Freq	Level	Line	Margin	Level	Factor	Loss Factor	Remark																																																																								
MHz	dBuV/m	dBuV/m	dB	dBuV	dB/m	dB	cm	deg																																																																							
1 1386.00	57.57	74.00	-16.43	58.51	29.42	4.13	34.49	109	117 PEAK																																																																						
2 5700.00	104.19	-----	-----	90.23	36.19	9.97	32.20	109	117 PEAK																																																																						
Avg	Blank																																																																														
<table border="1"> <thead> <tr> <th>Limit</th> <th>Read</th> <th>Ant</th> <th>Cable</th> <th>Preamp</th> <th>APos</th> <th>TPos</th> </tr> <tr> <th>Freq</th> <th>Level</th> <th>Line</th> <th>Margin</th> <th>Level</th> <th>Factor</th> <th>Loss Factor</th> <th>Remark</th> </tr> <tr> <th>MHz</th> <th>dBuV/m</th> <th>dBuV/m</th> <th>dB</th> <th>dBuV</th> <th>dB/m</th> <th>dB</th> <th>cm</th> <th>deg</th> </tr> </thead> <tbody> <tr> <td>1 1386.00</td> <td>52.57</td> <td>54.00</td> <td>-1.43</td> <td>53.51</td> <td>29.42</td> <td>4.13</td> <td>34.49</td> <td>109</td> <td>117 AVERAGE</td> </tr> <tr> <td>2 5700.00</td> <td>98.20</td> <td>-----</td> <td>-----</td> <td>84.24</td> <td>36.19</td> <td>9.97</td> <td>32.20</td> <td>109</td> <td>117 AVERAGE</td> </tr> </tbody> </table>		Limit	Read	Ant	Cable	Preamp	APos	TPos	Freq	Level	Line	Margin	Level	Factor	Loss Factor	Remark	MHz	dBuV/m	dBuV/m	dB	dBuV	dB/m	dB	cm	deg	1 1386.00	52.57	54.00	-1.43	53.51	29.42	4.13	34.49	109	117 AVERAGE	2 5700.00	98.20	-----	-----	84.24	36.19	9.97	32.20	109	117 AVERAGE																																		
Limit	Read	Ant	Cable	Preamp	APos	TPos																																																																									
Freq	Level	Line	Margin	Level	Factor	Loss Factor	Remark																																																																								
MHz	dBuV/m	dBuV/m	dB	dBuV	dB/m	dB	cm	deg																																																																							
1 1386.00	52.57	54.00	-1.43	53.51	29.42	4.13	34.49	109	117 AVERAGE																																																																						
2 5700.00	98.20	-----	-----	84.24	36.19	9.97	32.20	109	117 AVERAGE																																																																						



	9																																																																																							
Mode	Band Edge - L																																																																																							
ANT	CDD 0+1																																																																																							
Pol.	Vertical	Fundamental																																																																																						
Peak	<p style="text-align: right;">Date: 2024-01-18</p> <table border="1"> <thead> <tr> <th>Limit</th> <th>Read</th> <th>Ant</th> <th>Cable</th> <th>Preamp</th> <th>APos</th> <th>TPos</th> <th>Remark</th> </tr> <tr> <th>Freq</th> <th>Level</th> <th>Line</th> <th>Margin</th> <th>Level</th> <th>Factor</th> <th>Loss Factor</th> <th></th> </tr> <tr> <th>MHz</th> <th>dBuV/m</th> <th>dBuV/m</th> <th>dB</th> <th>dBuV</th> <th>dB/m</th> <th>dB</th> <th>cm</th> <th>deg</th> </tr> </thead> <tbody> <tr> <td>1</td> <td>5727.24</td> <td>65.54</td> <td>68.30</td> <td>-2.76</td> <td>51.53</td> <td>36.22</td> <td>10.02</td> <td>32.23</td> <td>300</td> <td>268</td> <td>PEAK</td> </tr> </tbody> </table>	Limit	Read	Ant	Cable	Preamp	APos	TPos	Remark	Freq	Level	Line	Margin	Level	Factor	Loss Factor		MHz	dBuV/m	dBuV/m	dB	dBuV	dB/m	dB	cm	deg	1	5727.24	65.54	68.30	-2.76	51.53	36.22	10.02	32.23	300	268	PEAK	<p style="text-align: right;">Date: 2024-01-18</p> <table border="1"> <thead> <tr> <th>Limit</th> <th>Read</th> <th>Ant</th> <th>Cable</th> <th>Preamp</th> <th>APos</th> <th>TPos</th> <th>Remark</th> </tr> <tr> <th>Freq</th> <th>Level</th> <th>Line</th> <th>Margin</th> <th>Level</th> <th>Factor</th> <th>Loss Factor</th> <th></th> </tr> <tr> <th>MHz</th> <th>dBuV/m</th> <th>dBuV/m</th> <th>dB</th> <th>dBuV</th> <th>dB/m</th> <th>dB</th> <th>cm</th> <th>deg</th> </tr> </thead> <tbody> <tr> <td>1</td> <td>1386.00</td> <td>56.18</td> <td>74.00</td> <td>-17.82</td> <td>57.12</td> <td>29.42</td> <td>4.13</td> <td>34.49</td> <td>300</td> <td>268</td> <td>PEAK</td> </tr> <tr> <td>2</td> <td>5700.00</td> <td>110.60</td> <td>-----</td> <td>-----</td> <td>96.64</td> <td>36.19</td> <td>9.97</td> <td>32.20</td> <td>300</td> <td>268</td> <td>PEAK</td> </tr> </tbody> </table>	Limit	Read	Ant	Cable	Preamp	APos	TPos	Remark	Freq	Level	Line	Margin	Level	Factor	Loss Factor		MHz	dBuV/m	dBuV/m	dB	dBuV	dB/m	dB	cm	deg	1	1386.00	56.18	74.00	-17.82	57.12	29.42	4.13	34.49	300	268	PEAK	2	5700.00	110.60	-----	-----	96.64	36.19	9.97	32.20	300	268	PEAK
Limit	Read	Ant	Cable	Preamp	APos	TPos	Remark																																																																																	
Freq	Level	Line	Margin	Level	Factor	Loss Factor																																																																																		
MHz	dBuV/m	dBuV/m	dB	dBuV	dB/m	dB	cm	deg																																																																																
1	5727.24	65.54	68.30	-2.76	51.53	36.22	10.02	32.23	300	268	PEAK																																																																													
Limit	Read	Ant	Cable	Preamp	APos	TPos	Remark																																																																																	
Freq	Level	Line	Margin	Level	Factor	Loss Factor																																																																																		
MHz	dBuV/m	dBuV/m	dB	dBuV	dB/m	dB	cm	deg																																																																																
1	1386.00	56.18	74.00	-17.82	57.12	29.42	4.13	34.49	300	268	PEAK																																																																													
2	5700.00	110.60	-----	-----	96.64	36.19	9.97	32.20	300	268	PEAK																																																																													
Avg	Blank	<p style="text-align: right;">Date: 2024-01-18</p> <table border="1"> <thead> <tr> <th>Limit</th> <th>Read</th> <th>Ant</th> <th>Cable</th> <th>Preamp</th> <th>APos</th> <th>TPos</th> <th>Remark</th> </tr> <tr> <th>Freq</th> <th>Level</th> <th>Line</th> <th>Margin</th> <th>Level</th> <th>Factor</th> <th>Loss Factor</th> <th></th> </tr> <tr> <th>MHz</th> <th>dBuV/m</th> <th>dBuV/m</th> <th>dB</th> <th>dBuV</th> <th>dB/m</th> <th>dB</th> <th>cm</th> <th>deg</th> </tr> </thead> <tbody> <tr> <td>1</td> <td>1386.00</td> <td>52.19</td> <td>54.00</td> <td>-1.81</td> <td>53.13</td> <td>29.42</td> <td>4.13</td> <td>34.49</td> <td>300</td> <td>268</td> <td>AVERAGE</td> </tr> <tr> <td>2</td> <td>5700.00</td> <td>104.68</td> <td>-----</td> <td>-----</td> <td>90.72</td> <td>36.19</td> <td>9.97</td> <td>32.20</td> <td>300</td> <td>268</td> <td>AVERAGE</td> </tr> </tbody> </table>	Limit	Read	Ant	Cable	Preamp	APos	TPos	Remark	Freq	Level	Line	Margin	Level	Factor	Loss Factor		MHz	dBuV/m	dBuV/m	dB	dBuV	dB/m	dB	cm	deg	1	1386.00	52.19	54.00	-1.81	53.13	29.42	4.13	34.49	300	268	AVERAGE	2	5700.00	104.68	-----	-----	90.72	36.19	9.97	32.20	300	268	AVERAGE																																					
Limit	Read	Ant	Cable	Preamp	APos	TPos	Remark																																																																																	
Freq	Level	Line	Margin	Level	Factor	Loss Factor																																																																																		
MHz	dBuV/m	dBuV/m	dB	dBuV	dB/m	dB	cm	deg																																																																																
1	1386.00	52.19	54.00	-1.81	53.13	29.42	4.13	34.49	300	268	AVERAGE																																																																													
2	5700.00	104.68	-----	-----	90.72	36.19	9.97	32.20	300	268	AVERAGE																																																																													



Mode	9																																																																																																													
	Harmonic																																																																																																													
	U-NII-2C_5.47-5.725_802.11a_CH140_5700MHz																																																																																																													
ANT	CDD 0+1																																																																																																													
Pol.	Horizontal	Vertical																																																																																																												
Peak Avg	<p style="text-align: right;">Date: 2024-01-19</p> <table border="1"> <thead> <tr> <th>Limit</th> <th>Read</th> <th>Ant</th> <th>Cable</th> <th>Preamp</th> <th>APos</th> <th>TPos</th> <th>Remark</th> </tr> <tr> <th>Freq</th> <th>Level</th> <th>Line</th> <th>Margin</th> <th>Level</th> <th>Factor</th> <th>Loss Factor</th> <th></th> </tr> <tr> <th>MHz</th> <th>dBuV/m</th> <th>dBuV/m</th> <th>dB</th> <th>dBuV</th> <th>dB/m</th> <th>dB</th> <th>dB</th> </tr> </thead> <tbody> <tr> <td>1</td> <td>11400.00</td> <td>46.94</td> <td>74.00</td> <td>-27.06</td> <td>58.41</td> <td>39.16</td> <td>12.81</td> <td>63.44</td> <td>---</td> <td>---</td> <td>Peak</td> </tr> <tr> <td>2</td> <td>17100.00</td> <td>57.08</td> <td>68.30</td> <td>-11.22</td> <td>64.98</td> <td>41.71</td> <td>15.62</td> <td>65.23</td> <td>326</td> <td>328</td> <td>Peak</td> </tr> </tbody> </table>	Limit	Read	Ant	Cable	Preamp	APos	TPos	Remark	Freq	Level	Line	Margin	Level	Factor	Loss Factor		MHz	dBuV/m	dBuV/m	dB	dBuV	dB/m	dB	dB	1	11400.00	46.94	74.00	-27.06	58.41	39.16	12.81	63.44	---	---	Peak	2	17100.00	57.08	68.30	-11.22	64.98	41.71	15.62	65.23	326	328	Peak	<p style="text-align: right;">Date: 2024-01-19</p> <table border="1"> <thead> <tr> <th>Limit</th> <th>Read</th> <th>Ant</th> <th>Cable</th> <th>Preamp</th> <th>APos</th> <th>TPos</th> <th>Remark</th> </tr> <tr> <th>Freq</th> <th>Level</th> <th>Line</th> <th>Margin</th> <th>Level</th> <th>Factor</th> <th>Loss Factor</th> <th></th> </tr> <tr> <th>MHz</th> <th>dBuV/m</th> <th>dBuV/m</th> <th>dB</th> <th>dBuV</th> <th>dB/m</th> <th>dB</th> <th>dB</th> </tr> </thead> <tbody> <tr> <td>1</td> <td>11400.00</td> <td>50.98</td> <td>74.00</td> <td>-23.02</td> <td>62.45</td> <td>39.16</td> <td>12.81</td> <td>63.44</td> <td>329</td> <td>231</td> <td>Peak</td> </tr> <tr> <td>2</td> <td>11400.00</td> <td>43.45</td> <td>54.00</td> <td>-10.55</td> <td>54.92</td> <td>39.16</td> <td>12.81</td> <td>63.44</td> <td>329</td> <td>231</td> <td>Average</td> </tr> <tr> <td>3</td> <td>17100.00</td> <td>58.96</td> <td>68.30</td> <td>-9.34</td> <td>66.86</td> <td>41.71</td> <td>15.62</td> <td>65.23</td> <td>350</td> <td>339</td> <td>Peak</td> </tr> </tbody> </table>	Limit	Read	Ant	Cable	Preamp	APos	TPos	Remark	Freq	Level	Line	Margin	Level	Factor	Loss Factor		MHz	dBuV/m	dBuV/m	dB	dBuV	dB/m	dB	dB	1	11400.00	50.98	74.00	-23.02	62.45	39.16	12.81	63.44	329	231	Peak	2	11400.00	43.45	54.00	-10.55	54.92	39.16	12.81	63.44	329	231	Average	3	17100.00	58.96	68.30	-9.34	66.86	41.71	15.62	65.23	350	339	Peak
Limit	Read	Ant	Cable	Preamp	APos	TPos	Remark																																																																																																							
Freq	Level	Line	Margin	Level	Factor	Loss Factor																																																																																																								
MHz	dBuV/m	dBuV/m	dB	dBuV	dB/m	dB	dB																																																																																																							
1	11400.00	46.94	74.00	-27.06	58.41	39.16	12.81	63.44	---	---	Peak																																																																																																			
2	17100.00	57.08	68.30	-11.22	64.98	41.71	15.62	65.23	326	328	Peak																																																																																																			
Limit	Read	Ant	Cable	Preamp	APos	TPos	Remark																																																																																																							
Freq	Level	Line	Margin	Level	Factor	Loss Factor																																																																																																								
MHz	dBuV/m	dBuV/m	dB	dBuV	dB/m	dB	dB																																																																																																							
1	11400.00	50.98	74.00	-23.02	62.45	39.16	12.81	63.44	329	231	Peak																																																																																																			
2	11400.00	43.45	54.00	-10.55	54.92	39.16	12.81	63.44	329	231	Average																																																																																																			
3	17100.00	58.96	68.30	-9.34	66.86	41.71	15.62	65.23	350	339	Peak																																																																																																			



19																																														
Mode	Band Edge																																													
	U-NII-1_5.15-5.25_802.11ax HE20_CH36_Full_5180MHz																																													
ANT	CDD 0+1																																													
Pol.	Horizontal																																													
Peak	<table border="1"> <thead> <tr> <th>Limit</th> <th>Read</th> <th>Ant</th> <th>Cable</th> <th>Preamp</th> <th>APos</th> <th>TPos</th> <th>Remark</th> </tr> <tr> <th>Freq</th> <th>Level</th> <th>Line</th> <th>Margin</th> <th>Level</th> <th>Factor</th> <th>Loss Factor</th> <th></th> </tr> <tr> <th>MHz</th> <th>dBuV/m</th> <th>dBuV/m</th> <th>dB</th> <th>dBuV</th> <th>dB/m</th> <th>dB</th> <th>cm</th> </tr> </thead> <tbody> <tr> <td>1 5071.64</td> <td>52.36</td> <td>74.00</td> <td>-21.64</td> <td>40.41</td> <td>36.16</td> <td>8.39</td> <td>32.60</td> <td>328</td> <td>360</td> <td>PEAK</td> </tr> </tbody> </table>	Limit	Read	Ant	Cable	Preamp	APos	TPos	Remark	Freq	Level	Line	Margin	Level	Factor	Loss Factor		MHz	dBuV/m	dBuV/m	dB	dBuV	dB/m	dB	cm	1 5071.64	52.36	74.00	-21.64	40.41	36.16	8.39	32.60	328	360	PEAK										
	Limit	Read	Ant	Cable	Preamp	APos	TPos	Remark																																						
Freq	Level	Line	Margin	Level	Factor	Loss Factor																																								
MHz	dBuV/m	dBuV/m	dB	dBuV	dB/m	dB	cm																																							
1 5071.64	52.36	74.00	-21.64	40.41	36.16	8.39	32.60	328	360	PEAK																																				
<table border="1"> <thead> <tr> <th>Limit</th> <th>Read</th> <th>Ant</th> <th>Cable</th> <th>Preamp</th> <th>APos</th> <th>TPos</th> <th>Remark</th> </tr> <tr> <th>Freq</th> <th>Level</th> <th>Line</th> <th>Margin</th> <th>Level</th> <th>Factor</th> <th>Loss Factor</th> <th></th> </tr> <tr> <th>MHz</th> <th>dBuV/m</th> <th>dBuV/m</th> <th>dB</th> <th>dBuV</th> <th>dB/m</th> <th>dB</th> <th>cm</th> </tr> </thead> <tbody> <tr> <td>1 1386.00</td> <td>55.38</td> <td>74.00</td> <td>-18.62</td> <td>56.32</td> <td>29.42</td> <td>4.13</td> <td>34.49</td> <td>328</td> <td>360</td> <td>PEAK</td> </tr> <tr> <td>2 5180.00</td> <td>93.38</td> <td>-----</td> <td>-----</td> <td>81.17</td> <td>36.10</td> <td>8.57</td> <td>32.46</td> <td>328</td> <td>360</td> <td>PEAK</td> </tr> </tbody> </table>	Limit	Read	Ant	Cable	Preamp	APos	TPos	Remark	Freq	Level	Line	Margin	Level	Factor	Loss Factor		MHz	dBuV/m	dBuV/m	dB	dBuV	dB/m	dB	cm	1 1386.00	55.38	74.00	-18.62	56.32	29.42	4.13	34.49	328	360	PEAK	2 5180.00	93.38	-----	-----	81.17	36.10	8.57	32.46	328	360	PEAK
Limit	Read	Ant	Cable	Preamp	APos	TPos	Remark																																							
Freq	Level	Line	Margin	Level	Factor	Loss Factor																																								
MHz	dBuV/m	dBuV/m	dB	dBuV	dB/m	dB	cm																																							
1 1386.00	55.38	74.00	-18.62	56.32	29.42	4.13	34.49	328	360	PEAK																																				
2 5180.00	93.38	-----	-----	81.17	36.10	8.57	32.46	328	360	PEAK																																				
Avg	<table border="1"> <thead> <tr> <th>Limit</th> <th>Read</th> <th>Ant</th> <th>Cable</th> <th>Preamp</th> <th>APos</th> <th>TPos</th> <th>Remark</th> </tr> <tr> <th>Freq</th> <th>Level</th> <th>Line</th> <th>Margin</th> <th>Level</th> <th>Factor</th> <th>Loss Factor</th> <th></th> </tr> <tr> <th>MHz</th> <th>dBuV/m</th> <th>dBuV/m</th> <th>dB</th> <th>dBuV</th> <th>dB/m</th> <th>dB</th> <th>cm</th> </tr> </thead> <tbody> <tr> <td>1 5123.12</td> <td>44.46</td> <td>54.00</td> <td>-9.54</td> <td>32.37</td> <td>36.13</td> <td>8.49</td> <td>32.53</td> <td>328</td> <td>360</td> <td>AVERAGE</td> </tr> </tbody> </table>	Limit	Read	Ant	Cable	Preamp	APos	TPos	Remark	Freq	Level	Line	Margin	Level	Factor	Loss Factor		MHz	dBuV/m	dBuV/m	dB	dBuV	dB/m	dB	cm	1 5123.12	44.46	54.00	-9.54	32.37	36.13	8.49	32.53	328	360	AVERAGE										
	Limit	Read	Ant	Cable	Preamp	APos	TPos	Remark																																						
Freq	Level	Line	Margin	Level	Factor	Loss Factor																																								
MHz	dBuV/m	dBuV/m	dB	dBuV	dB/m	dB	cm																																							
1 5123.12	44.46	54.00	-9.54	32.37	36.13	8.49	32.53	328	360	AVERAGE																																				
<table border="1"> <thead> <tr> <th>Limit</th> <th>Read</th> <th>Ant</th> <th>Cable</th> <th>Preamp</th> <th>APos</th> <th>TPos</th> <th>Remark</th> </tr> <tr> <th>Freq</th> <th>Level</th> <th>Line</th> <th>Margin</th> <th>Level</th> <th>Factor</th> <th>Loss Factor</th> <th></th> </tr> <tr> <th>MHz</th> <th>dBuV/m</th> <th>dBuV/m</th> <th>dB</th> <th>dBuV</th> <th>dB/m</th> <th>dB</th> <th>cm</th> </tr> </thead> <tbody> <tr> <td>1 1386.00</td> <td>52.66</td> <td>54.00</td> <td>-1.34</td> <td>53.60</td> <td>29.42</td> <td>4.13</td> <td>34.49</td> <td>328</td> <td>360</td> <td>AVERAGE</td> </tr> <tr> <td>2 5180.00</td> <td>85.35</td> <td>-----</td> <td>-----</td> <td>73.13</td> <td>36.09</td> <td>8.58</td> <td>32.45</td> <td>328</td> <td>360</td> <td>AVERAGE</td> </tr> </tbody> </table>	Limit	Read	Ant	Cable	Preamp	APos	TPos	Remark	Freq	Level	Line	Margin	Level	Factor	Loss Factor		MHz	dBuV/m	dBuV/m	dB	dBuV	dB/m	dB	cm	1 1386.00	52.66	54.00	-1.34	53.60	29.42	4.13	34.49	328	360	AVERAGE	2 5180.00	85.35	-----	-----	73.13	36.09	8.58	32.45	328	360	AVERAGE
Limit	Read	Ant	Cable	Preamp	APos	TPos	Remark																																							
Freq	Level	Line	Margin	Level	Factor	Loss Factor																																								
MHz	dBuV/m	dBuV/m	dB	dBuV	dB/m	dB	cm																																							
1 1386.00	52.66	54.00	-1.34	53.60	29.42	4.13	34.49	328	360	AVERAGE																																				
2 5180.00	85.35	-----	-----	73.13	36.09	8.58	32.45	328	360	AVERAGE																																				



		19																																																																																				
Mode	Band Edge																																																																																					
	U-NII-1_5.15-5.25_802.11ax HE20_CH36_Full_5180MHz																																																																																					
ANT	CDD 0+1																																																																																					
Pol.	Vertical	Fundamental																																																																																				
Peak	<p style="text-align: right;">Date: 2024-01-18</p> <table border="1"> <thead> <tr> <th>Limit</th> <th>Read</th> <th>Ant</th> <th>Cable</th> <th>Preamp</th> <th>APos</th> <th>TPos</th> <th>Remark</th> </tr> <tr> <th>Freq</th> <th>Level</th> <th>Line</th> <th>Margin</th> <th>Level</th> <th>Factor</th> <th>Loss Factor</th> <th></th> </tr> <tr> <th>MHz</th> <th>dBuV/m</th> <th>dBuV/m</th> <th>dB</th> <th>dBuV</th> <th>dB/m</th> <th>dB</th> <th>cm</th> </tr> </thead> <tbody> <tr> <td>1</td> <td>5147.96</td> <td>61.09</td> <td>74.00</td> <td>-12.91</td> <td>48.94</td> <td>36.11</td> <td>8.53</td> <td>32.49</td> <td>263</td> <td>267</td> <td>PEAK</td> </tr> </tbody> </table>	Limit	Read	Ant	Cable	Preamp	APos	TPos	Remark	Freq	Level	Line	Margin	Level	Factor	Loss Factor		MHz	dBuV/m	dBuV/m	dB	dBuV	dB/m	dB	cm	1	5147.96	61.09	74.00	-12.91	48.94	36.11	8.53	32.49	263	267	PEAK	<p style="text-align: right;">Date: 2024-01-18</p> <table border="1"> <thead> <tr> <th>Limit</th> <th>Read</th> <th>Ant</th> <th>Cable</th> <th>Preamp</th> <th>APos</th> <th>TPos</th> <th>Remark</th> </tr> <tr> <th>Freq</th> <th>Level</th> <th>Line</th> <th>Margin</th> <th>Level</th> <th>Factor</th> <th>Loss Factor</th> <th></th> </tr> <tr> <th>MHz</th> <th>dBuV/m</th> <th>dBuV/m</th> <th>dB</th> <th>dBuV</th> <th>dB/m</th> <th>dB</th> <th>cm</th> </tr> </thead> <tbody> <tr> <td>1</td> <td>1386.00</td> <td>56.23</td> <td>74.00</td> <td>-17.77</td> <td>57.17</td> <td>29.42</td> <td>4.13</td> <td>34.49</td> <td>263</td> <td>267</td> <td>PEAK</td> </tr> <tr> <td>2</td> <td>5180.00</td> <td>111.75</td> <td>-----</td> <td>-----</td> <td>99.54</td> <td>36.10</td> <td>8.57</td> <td>32.46</td> <td>263</td> <td>267</td> <td>PEAK</td> </tr> </tbody> </table>	Limit	Read	Ant	Cable	Preamp	APos	TPos	Remark	Freq	Level	Line	Margin	Level	Factor	Loss Factor		MHz	dBuV/m	dBuV/m	dB	dBuV	dB/m	dB	cm	1	1386.00	56.23	74.00	-17.77	57.17	29.42	4.13	34.49	263	267	PEAK	2	5180.00	111.75	-----	-----	99.54	36.10	8.57	32.46	263	267	PEAK
	Limit	Read	Ant	Cable	Preamp	APos	TPos	Remark																																																																														
Freq	Level	Line	Margin	Level	Factor	Loss Factor																																																																																
MHz	dBuV/m	dBuV/m	dB	dBuV	dB/m	dB	cm																																																																															
1	5147.96	61.09	74.00	-12.91	48.94	36.11	8.53	32.49	263	267	PEAK																																																																											
Limit	Read	Ant	Cable	Preamp	APos	TPos	Remark																																																																															
Freq	Level	Line	Margin	Level	Factor	Loss Factor																																																																																
MHz	dBuV/m	dBuV/m	dB	dBuV	dB/m	dB	cm																																																																															
1	1386.00	56.23	74.00	-17.77	57.17	29.42	4.13	34.49	263	267	PEAK																																																																											
2	5180.00	111.75	-----	-----	99.54	36.10	8.57	32.46	263	267	PEAK																																																																											
Avg	<p style="text-align: right;">Date: 2024-01-18</p> <table border="1"> <thead> <tr> <th>Limit</th> <th>Read</th> <th>Ant</th> <th>Cable</th> <th>Preamp</th> <th>APos</th> <th>TPos</th> <th>Remark</th> </tr> <tr> <th>Freq</th> <th>Level</th> <th>Line</th> <th>Margin</th> <th>Level</th> <th>Factor</th> <th>Loss Factor</th> <th></th> </tr> <tr> <th>MHz</th> <th>dBuV/m</th> <th>dBuV/m</th> <th>dB</th> <th>dBuV</th> <th>dB/m</th> <th>dB</th> <th>cm</th> </tr> </thead> <tbody> <tr> <td>1</td> <td>5149.76</td> <td>52.78</td> <td>54.00</td> <td>-1.22</td> <td>40.62</td> <td>36.11</td> <td>8.54</td> <td>32.49</td> <td>263</td> <td>267</td> <td>AVERAGE</td> </tr> </tbody> </table>	Limit	Read	Ant	Cable	Preamp	APos	TPos	Remark	Freq	Level	Line	Margin	Level	Factor	Loss Factor		MHz	dBuV/m	dBuV/m	dB	dBuV	dB/m	dB	cm	1	5149.76	52.78	54.00	-1.22	40.62	36.11	8.54	32.49	263	267	AVERAGE	<p style="text-align: right;">Date: 2024-01-18</p> <table border="1"> <thead> <tr> <th>Limit</th> <th>Read</th> <th>Ant</th> <th>Cable</th> <th>Preamp</th> <th>APos</th> <th>TPos</th> <th>Remark</th> </tr> <tr> <th>Freq</th> <th>Level</th> <th>Line</th> <th>Margin</th> <th>Level</th> <th>Factor</th> <th>Loss Factor</th> <th></th> </tr> <tr> <th>MHz</th> <th>dBuV/m</th> <th>dBuV/m</th> <th>dB</th> <th>dBuV</th> <th>dB/m</th> <th>dB</th> <th>cm</th> </tr> </thead> <tbody> <tr> <td>1</td> <td>1386.00</td> <td>52.06</td> <td>54.00</td> <td>-1.94</td> <td>53.00</td> <td>29.42</td> <td>4.13</td> <td>34.49</td> <td>263</td> <td>267</td> <td>AVERAGE</td> </tr> <tr> <td>2</td> <td>5180.00</td> <td>104.66</td> <td>-----</td> <td>-----</td> <td>92.44</td> <td>36.09</td> <td>8.58</td> <td>32.45</td> <td>263</td> <td>267</td> <td>AVERAGE</td> </tr> </tbody> </table>	Limit	Read	Ant	Cable	Preamp	APos	TPos	Remark	Freq	Level	Line	Margin	Level	Factor	Loss Factor		MHz	dBuV/m	dBuV/m	dB	dBuV	dB/m	dB	cm	1	1386.00	52.06	54.00	-1.94	53.00	29.42	4.13	34.49	263	267	AVERAGE	2	5180.00	104.66	-----	-----	92.44	36.09	8.58	32.45	263	267	AVERAGE
Limit	Read	Ant	Cable	Preamp	APos	TPos	Remark																																																																															
Freq	Level	Line	Margin	Level	Factor	Loss Factor																																																																																
MHz	dBuV/m	dBuV/m	dB	dBuV	dB/m	dB	cm																																																																															
1	5149.76	52.78	54.00	-1.22	40.62	36.11	8.54	32.49	263	267	AVERAGE																																																																											
Limit	Read	Ant	Cable	Preamp	APos	TPos	Remark																																																																															
Freq	Level	Line	Margin	Level	Factor	Loss Factor																																																																																
MHz	dBuV/m	dBuV/m	dB	dBuV	dB/m	dB	cm																																																																															
1	1386.00	52.06	54.00	-1.94	53.00	29.42	4.13	34.49	263	267	AVERAGE																																																																											
2	5180.00	104.66	-----	-----	92.44	36.09	8.58	32.45	263	267	AVERAGE																																																																											



Mode	19																																																																																																																									
	Harmonic																																																																																																																									
	U-NII-1_5.15-5.25_802.11ax HE20_CH36_Full_5180MHz																																																																																																																									
ANT	CDD 0+1																																																																																																																									
Pol.	Horizontal	Vertical																																																																																																																								
Peak Avg	<p style="text-align: right;">Date: 2024-01-20</p> <table border="1"> <thead> <tr> <th>Limit</th> <th>Read</th> <th>Ant</th> <th>Cable</th> <th>Preamp</th> <th>Apos</th> <th>TPos</th> <th>Remark</th> </tr> <tr> <th>Freq</th> <th>Level</th> <th>Line</th> <th>Margin</th> <th>Level</th> <th>Factor</th> <th>Loss</th> <th>Factor</th> </tr> <tr> <th>MHz</th> <th>dBuV/m</th> <th>dBuV/m</th> <th>dB</th> <th>dBuV</th> <th>dB/m</th> <th>dB</th> <th>dB</th> </tr> </thead> <tbody> <tr> <td>1</td> <td>10360.00</td> <td>46.92</td> <td>68.30</td> <td>-21.38</td> <td>59.78</td> <td>38.74</td> <td>12.06</td> <td>63.66</td> <td>---</td> <td>---</td> <td>Peak</td> </tr> <tr> <td>2</td> <td>15540.00</td> <td>54.48</td> <td>74.00</td> <td>-19.52</td> <td>63.16</td> <td>40.73</td> <td>14.58</td> <td>63.99</td> <td>315</td> <td>284</td> <td>Peak</td> </tr> <tr> <td>3</td> <td>15540.00</td> <td>45.95</td> <td>54.00</td> <td>-8.05</td> <td>54.63</td> <td>40.73</td> <td>14.58</td> <td>63.99</td> <td>315</td> <td>284</td> <td>Average</td> </tr> </tbody> </table>	Limit	Read	Ant	Cable	Preamp	Apos	TPos	Remark	Freq	Level	Line	Margin	Level	Factor	Loss	Factor	MHz	dBuV/m	dBuV/m	dB	dBuV	dB/m	dB	dB	1	10360.00	46.92	68.30	-21.38	59.78	38.74	12.06	63.66	---	---	Peak	2	15540.00	54.48	74.00	-19.52	63.16	40.73	14.58	63.99	315	284	Peak	3	15540.00	45.95	54.00	-8.05	54.63	40.73	14.58	63.99	315	284	Average	<p style="text-align: right;">Date: 2024-01-20</p> <table border="1"> <thead> <tr> <th>Limit</th> <th>Read</th> <th>Ant</th> <th>Cable</th> <th>Preamp</th> <th>Apos</th> <th>TPos</th> <th>Remark</th> </tr> <tr> <th>Freq</th> <th>Level</th> <th>Line</th> <th>Margin</th> <th>Level</th> <th>Factor</th> <th>Loss</th> <th>Factor</th> </tr> <tr> <th>MHz</th> <th>dBuV/m</th> <th>dBuV/m</th> <th>dB</th> <th>dBuV</th> <th>dB/m</th> <th>dB</th> <th>dB</th> </tr> </thead> <tbody> <tr> <td>1</td> <td>10360.00</td> <td>58.69</td> <td>68.30</td> <td>-9.61</td> <td>71.55</td> <td>38.74</td> <td>12.06</td> <td>63.66</td> <td>236</td> <td>71</td> <td>Peak</td> </tr> <tr> <td>2</td> <td>15540.00</td> <td>56.57</td> <td>74.00</td> <td>-17.43</td> <td>65.25</td> <td>40.73</td> <td>14.58</td> <td>63.99</td> <td>231</td> <td>20</td> <td>Peak</td> </tr> <tr> <td>3</td> <td>15540.00</td> <td>47.80</td> <td>54.00</td> <td>-6.20</td> <td>56.48</td> <td>40.73</td> <td>14.58</td> <td>63.99</td> <td>231</td> <td>20</td> <td>Average</td> </tr> </tbody> </table>	Limit	Read	Ant	Cable	Preamp	Apos	TPos	Remark	Freq	Level	Line	Margin	Level	Factor	Loss	Factor	MHz	dBuV/m	dBuV/m	dB	dBuV	dB/m	dB	dB	1	10360.00	58.69	68.30	-9.61	71.55	38.74	12.06	63.66	236	71	Peak	2	15540.00	56.57	74.00	-17.43	65.25	40.73	14.58	63.99	231	20	Peak	3	15540.00	47.80	54.00	-6.20	56.48	40.73	14.58	63.99	231	20	Average
	Limit	Read	Ant	Cable	Preamp	Apos	TPos	Remark																																																																																																																		
Freq	Level	Line	Margin	Level	Factor	Loss	Factor																																																																																																																			
MHz	dBuV/m	dBuV/m	dB	dBuV	dB/m	dB	dB																																																																																																																			
1	10360.00	46.92	68.30	-21.38	59.78	38.74	12.06	63.66	---	---	Peak																																																																																																															
2	15540.00	54.48	74.00	-19.52	63.16	40.73	14.58	63.99	315	284	Peak																																																																																																															
3	15540.00	45.95	54.00	-8.05	54.63	40.73	14.58	63.99	315	284	Average																																																																																																															
Limit	Read	Ant	Cable	Preamp	Apos	TPos	Remark																																																																																																																			
Freq	Level	Line	Margin	Level	Factor	Loss	Factor																																																																																																																			
MHz	dBuV/m	dBuV/m	dB	dBuV	dB/m	dB	dB																																																																																																																			
1	10360.00	58.69	68.30	-9.61	71.55	38.74	12.06	63.66	236	71	Peak																																																																																																															
2	15540.00	56.57	74.00	-17.43	65.25	40.73	14.58	63.99	231	20	Peak																																																																																																															
3	15540.00	47.80	54.00	-6.20	56.48	40.73	14.58	63.99	231	20	Average																																																																																																															



Mode	20																																																																																																												
	Harmonic																																																																																																												
	U-NII-1_5.15-5.25_802.11ax HE20_CH44_Full_5220MHz																																																																																																												
ANT	CDD 0+1																																																																																																												
Pol.	Horizontal	Vertical																																																																																																											
Peak Avg	<p>Date: 2024-01-20</p>	<p>Date: 2024-01-20</p>																																																																																																											
	<table border="1"> <thead> <tr> <th>Limit</th> <th>Read</th> <th>Ant</th> <th>Cable</th> <th>Preamp</th> <th>Apos</th> <th>TPos</th> <th>Remark</th> </tr> <tr> <th>Freq</th> <th>Level</th> <th>Line</th> <th>Margin</th> <th>Level</th> <th>Factor</th> <th>Loss</th> <th>Factor</th> </tr> <tr> <th>MHz</th> <th>dBuV/m</th> <th>dBuV/m</th> <th>dB</th> <th>dBuV</th> <th>dB/m</th> <th>dB</th> <th>dB</th> </tr> </thead> <tbody> <tr> <td>1</td> <td>10440.00</td> <td>47.42</td> <td>68.30</td> <td>-20.88</td> <td>60.15</td> <td>38.78</td> <td>12.12</td> <td>63.63</td> <td>---</td> <td>---</td> <td>Peak</td> </tr> <tr> <td>2</td> <td>15660.00</td> <td>51.16</td> <td>74.00</td> <td>-22.84</td> <td>59.72</td> <td>40.83</td> <td>14.64</td> <td>64.03</td> <td>---</td> <td>---</td> <td>Peak</td> </tr> </tbody> </table>	Limit	Read	Ant	Cable	Preamp	Apos	TPos	Remark	Freq	Level	Line	Margin	Level	Factor	Loss	Factor	MHz	dBuV/m	dBuV/m	dB	dBuV	dB/m	dB	dB	1	10440.00	47.42	68.30	-20.88	60.15	38.78	12.12	63.63	---	---	Peak	2	15660.00	51.16	74.00	-22.84	59.72	40.83	14.64	64.03	---	---	Peak	<table border="1"> <thead> <tr> <th>Limit</th> <th>Read</th> <th>Ant</th> <th>Cable</th> <th>Preamp</th> <th>Apos</th> <th>TPos</th> <th>Remark</th> </tr> <tr> <th>Freq</th> <th>Level</th> <th>Line</th> <th>Margin</th> <th>Level</th> <th>Factor</th> <th>Loss</th> <th>Factor</th> </tr> <tr> <th>MHz</th> <th>dBuV/m</th> <th>dBuV/m</th> <th>dB</th> <th>dBuV</th> <th>dB/m</th> <th>dB</th> <th>dB</th> </tr> </thead> <tbody> <tr> <td>1</td> <td>10440.00</td> <td>53.37</td> <td>68.30</td> <td>-14.93</td> <td>66.10</td> <td>38.78</td> <td>12.12</td> <td>63.63</td> <td>---</td> <td>---</td> <td>Peak</td> </tr> <tr> <td>2</td> <td>15660.00</td> <td>58.98</td> <td>74.00</td> <td>-15.02</td> <td>67.54</td> <td>40.83</td> <td>14.64</td> <td>64.03</td> <td>201</td> <td>160</td> <td>Peak</td> </tr> <tr> <td>3</td> <td>15660.00</td> <td>51.46</td> <td>54.00</td> <td>-2.54</td> <td>60.02</td> <td>40.83</td> <td>14.64</td> <td>64.03</td> <td>201</td> <td>160</td> <td>Average</td> </tr> </tbody> </table>	Limit	Read	Ant	Cable	Preamp	Apos	TPos	Remark	Freq	Level	Line	Margin	Level	Factor	Loss	Factor	MHz	dBuV/m	dBuV/m	dB	dBuV	dB/m	dB	dB	1	10440.00	53.37	68.30	-14.93	66.10	38.78	12.12	63.63	---	---	Peak	2	15660.00	58.98	74.00	-15.02	67.54	40.83	14.64	64.03	201	160	Peak	3	15660.00	51.46	54.00	-2.54	60.02	40.83	14.64	64.03	201	160
Limit	Read	Ant	Cable	Preamp	Apos	TPos	Remark																																																																																																						
Freq	Level	Line	Margin	Level	Factor	Loss	Factor																																																																																																						
MHz	dBuV/m	dBuV/m	dB	dBuV	dB/m	dB	dB																																																																																																						
1	10440.00	47.42	68.30	-20.88	60.15	38.78	12.12	63.63	---	---	Peak																																																																																																		
2	15660.00	51.16	74.00	-22.84	59.72	40.83	14.64	64.03	---	---	Peak																																																																																																		
Limit	Read	Ant	Cable	Preamp	Apos	TPos	Remark																																																																																																						
Freq	Level	Line	Margin	Level	Factor	Loss	Factor																																																																																																						
MHz	dBuV/m	dBuV/m	dB	dBuV	dB/m	dB	dB																																																																																																						
1	10440.00	53.37	68.30	-14.93	66.10	38.78	12.12	63.63	---	---	Peak																																																																																																		
2	15660.00	58.98	74.00	-15.02	67.54	40.83	14.64	64.03	201	160	Peak																																																																																																		
3	15660.00	51.46	54.00	-2.54	60.02	40.83	14.64	64.03	201	160	Average																																																																																																		



Mode	21																																																																																																												
	Harmonic																																																																																																												
	U-NII-1_5.15-5.25_802.11ax HE20_CH48_Full_5240MHz																																																																																																												
ANT	CDD 0+1																																																																																																												
Pol.	Horizontal	Vertical																																																																																																											
Peak Avg	<p>Date: 2024-01-20</p>	<p>Date: 2024-01-20</p>																																																																																																											
	<table border="1"> <thead> <tr> <th>Limit</th> <th>Read</th> <th>Ant</th> <th>Cable</th> <th>Preamp</th> <th>Apos</th> <th>TPos</th> <th>Remark</th> </tr> <tr> <th>Freq</th> <th>Level</th> <th>Line</th> <th>Margin</th> <th>Level</th> <th>Factor</th> <th>Loss</th> <th>Factor</th> </tr> <tr> <th>MHz</th> <th>dBuV/m</th> <th>dBuV/m</th> <th>dB</th> <th>dBuV</th> <th>dB/m</th> <th>dB</th> <th>dB</th> </tr> </thead> <tbody> <tr> <td>1</td> <td>10480.00</td> <td>48.58</td> <td>68.30</td> <td>-19.72</td> <td>61.25</td> <td>38.79</td> <td>12.15</td> <td>63.61</td> <td>---</td> <td>---</td> <td>Peak</td> </tr> <tr> <td>2</td> <td>15720.00</td> <td>51.38</td> <td>74.00</td> <td>-22.62</td> <td>59.89</td> <td>40.88</td> <td>14.66</td> <td>64.05</td> <td>---</td> <td>---</td> <td>Peak</td> </tr> </tbody> </table>	Limit	Read	Ant	Cable	Preamp	Apos	TPos	Remark	Freq	Level	Line	Margin	Level	Factor	Loss	Factor	MHz	dBuV/m	dBuV/m	dB	dBuV	dB/m	dB	dB	1	10480.00	48.58	68.30	-19.72	61.25	38.79	12.15	63.61	---	---	Peak	2	15720.00	51.38	74.00	-22.62	59.89	40.88	14.66	64.05	---	---	Peak	<table border="1"> <thead> <tr> <th>Limit</th> <th>Read</th> <th>Ant</th> <th>Cable</th> <th>Preamp</th> <th>Apos</th> <th>TPos</th> <th>Remark</th> </tr> <tr> <th>Freq</th> <th>Level</th> <th>Line</th> <th>Margin</th> <th>Level</th> <th>Factor</th> <th>Loss</th> <th>Factor</th> </tr> <tr> <th>MHz</th> <th>dBuV/m</th> <th>dBuV/m</th> <th>dB</th> <th>dBuV</th> <th>dB/m</th> <th>dB</th> <th>dB</th> </tr> </thead> <tbody> <tr> <td>1</td> <td>10480.00</td> <td>51.13</td> <td>68.30</td> <td>-17.17</td> <td>63.80</td> <td>38.79</td> <td>12.15</td> <td>63.61</td> <td>---</td> <td>---</td> <td>Peak</td> </tr> <tr> <td>2</td> <td>15720.00</td> <td>58.72</td> <td>74.00</td> <td>-15.28</td> <td>67.23</td> <td>40.88</td> <td>14.66</td> <td>64.05</td> <td>204</td> <td>47</td> <td>Peak</td> </tr> <tr> <td>3</td> <td>15720.00</td> <td>51.29</td> <td>54.00</td> <td>-2.71</td> <td>59.80</td> <td>40.88</td> <td>14.66</td> <td>64.05</td> <td>204</td> <td>47</td> <td>Average</td> </tr> </tbody> </table>	Limit	Read	Ant	Cable	Preamp	Apos	TPos	Remark	Freq	Level	Line	Margin	Level	Factor	Loss	Factor	MHz	dBuV/m	dBuV/m	dB	dBuV	dB/m	dB	dB	1	10480.00	51.13	68.30	-17.17	63.80	38.79	12.15	63.61	---	---	Peak	2	15720.00	58.72	74.00	-15.28	67.23	40.88	14.66	64.05	204	47	Peak	3	15720.00	51.29	54.00	-2.71	59.80	40.88	14.66	64.05	204	47
Limit	Read	Ant	Cable	Preamp	Apos	TPos	Remark																																																																																																						
Freq	Level	Line	Margin	Level	Factor	Loss	Factor																																																																																																						
MHz	dBuV/m	dBuV/m	dB	dBuV	dB/m	dB	dB																																																																																																						
1	10480.00	48.58	68.30	-19.72	61.25	38.79	12.15	63.61	---	---	Peak																																																																																																		
2	15720.00	51.38	74.00	-22.62	59.89	40.88	14.66	64.05	---	---	Peak																																																																																																		
Limit	Read	Ant	Cable	Preamp	Apos	TPos	Remark																																																																																																						
Freq	Level	Line	Margin	Level	Factor	Loss	Factor																																																																																																						
MHz	dBuV/m	dBuV/m	dB	dBuV	dB/m	dB	dB																																																																																																						
1	10480.00	51.13	68.30	-17.17	63.80	38.79	12.15	63.61	---	---	Peak																																																																																																		
2	15720.00	58.72	74.00	-15.28	67.23	40.88	14.66	64.05	204	47	Peak																																																																																																		
3	15720.00	51.29	54.00	-2.71	59.80	40.88	14.66	64.05	204	47	Average																																																																																																		



Mode	22																																																																																																																												
	Harmonic																																																																																																																												
	U-NII-2A_5.25-5.35_802.11ax HE20_CH52_Full_5260MHz																																																																																																																												
ANT	CDD 0+1																																																																																																																												
Pol.	Horizontal	Vertical																																																																																																																											
Peak Avg	<p>Date: 2024-01-20</p>	<p>Date: 2024-01-20</p>																																																																																																																											
	<table border="1"> <thead> <tr> <th>Limit</th> <th>Read</th> <th>Ant</th> <th>Cable</th> <th>Preamp</th> <th>Apos</th> <th>TPos</th> <th>Remark</th> </tr> <tr> <th>Freq</th> <th>Level</th> <th>Line</th> <th>Margin</th> <th>Level</th> <th>Factor</th> <th>Loss</th> <th>Factor</th> </tr> <tr> <th>MHz</th> <th>dBuV/m</th> <th>dBuV/m</th> <th>dB</th> <th>dBuV</th> <th>dB/m</th> <th>dB</th> <th>dB</th> </tr> <tr> <th></th> <th></th> <th></th> <th></th> <th></th> <th></th> <th>cm</th> <th>deg</th> </tr> </thead> <tbody> <tr> <td>1</td> <td>10520.00</td> <td>49.38</td> <td>68.30</td> <td>-18.92</td> <td>61.99</td> <td>38.81</td> <td>12.18</td> <td>63.60</td> <td>---</td> <td>---</td> <td>Peak</td> </tr> <tr> <td>2</td> <td>15780.00</td> <td>52.45</td> <td>74.00</td> <td>-21.55</td> <td>60.91</td> <td>40.92</td> <td>14.69</td> <td>64.07</td> <td>---</td> <td>---</td> <td>Peak</td> </tr> </tbody> </table>	Limit	Read	Ant	Cable	Preamp	Apos	TPos	Remark	Freq	Level	Line	Margin	Level	Factor	Loss	Factor	MHz	dBuV/m	dBuV/m	dB	dBuV	dB/m	dB	dB							cm	deg	1	10520.00	49.38	68.30	-18.92	61.99	38.81	12.18	63.60	---	---	Peak	2	15780.00	52.45	74.00	-21.55	60.91	40.92	14.69	64.07	---	---	Peak	<table border="1"> <thead> <tr> <th>Limit</th> <th>Read</th> <th>Ant</th> <th>Cable</th> <th>Preamp</th> <th>Apos</th> <th>TPos</th> <th>Remark</th> </tr> <tr> <th>Freq</th> <th>Level</th> <th>Line</th> <th>Margin</th> <th>Level</th> <th>Factor</th> <th>Loss</th> <th>Factor</th> </tr> <tr> <th>MHz</th> <th>dBuV/m</th> <th>dBuV/m</th> <th>dB</th> <th>dBuV</th> <th>dB/m</th> <th>dB</th> <th>dB</th> </tr> <tr> <th></th> <th></th> <th></th> <th></th> <th></th> <th></th> <th>cm</th> <th>deg</th> </tr> </thead> <tbody> <tr> <td>1</td> <td>10520.00</td> <td>50.58</td> <td>68.30</td> <td>-17.72</td> <td>63.19</td> <td>38.81</td> <td>12.18</td> <td>63.60</td> <td>---</td> <td>---</td> <td>Peak</td> </tr> <tr> <td>2</td> <td>15780.00</td> <td>60.07</td> <td>74.00</td> <td>-13.93</td> <td>68.53</td> <td>40.92</td> <td>14.69</td> <td>64.07</td> <td>285</td> <td>360</td> <td>Peak</td> </tr> <tr> <td>3</td> <td>15780.00</td> <td>51.40</td> <td>54.00</td> <td>-2.60</td> <td>59.86</td> <td>40.92</td> <td>14.69</td> <td>64.07</td> <td>285</td> <td>360</td> <td>Average</td> </tr> </tbody> </table>	Limit	Read	Ant	Cable	Preamp	Apos	TPos	Remark	Freq	Level	Line	Margin	Level	Factor	Loss	Factor	MHz	dBuV/m	dBuV/m	dB	dBuV	dB/m	dB	dB							cm	deg	1	10520.00	50.58	68.30	-17.72	63.19	38.81	12.18	63.60	---	---	Peak	2	15780.00	60.07	74.00	-13.93	68.53	40.92	14.69	64.07	285	360	Peak	3	15780.00	51.40	54.00	-2.60	59.86	40.92	14.69	64.07	285	360
Limit	Read	Ant	Cable	Preamp	Apos	TPos	Remark																																																																																																																						
Freq	Level	Line	Margin	Level	Factor	Loss	Factor																																																																																																																						
MHz	dBuV/m	dBuV/m	dB	dBuV	dB/m	dB	dB																																																																																																																						
						cm	deg																																																																																																																						
1	10520.00	49.38	68.30	-18.92	61.99	38.81	12.18	63.60	---	---	Peak																																																																																																																		
2	15780.00	52.45	74.00	-21.55	60.91	40.92	14.69	64.07	---	---	Peak																																																																																																																		
Limit	Read	Ant	Cable	Preamp	Apos	TPos	Remark																																																																																																																						
Freq	Level	Line	Margin	Level	Factor	Loss	Factor																																																																																																																						
MHz	dBuV/m	dBuV/m	dB	dBuV	dB/m	dB	dB																																																																																																																						
						cm	deg																																																																																																																						
1	10520.00	50.58	68.30	-17.72	63.19	38.81	12.18	63.60	---	---	Peak																																																																																																																		
2	15780.00	60.07	74.00	-13.93	68.53	40.92	14.69	64.07	285	360	Peak																																																																																																																		
3	15780.00	51.40	54.00	-2.60	59.86	40.92	14.69	64.07	285	360	Average																																																																																																																		



Mode	23																																																																																																												
	Harmonic																																																																																																												
	U-NII-2A_5.25-5.35_802.11ax HE20_CH60_Full_5300MHz																																																																																																												
ANT	CDD 0+1																																																																																																												
Pol.	Horizontal	Vertical																																																																																																											
Peak Avg	<p>Date: 2024-01-20</p>	<p>Date: 2024-01-20</p>																																																																																																											
	<table border="1"> <thead> <tr> <th>Limit</th> <th>Read</th> <th>Ant</th> <th>Cable</th> <th>Preamp</th> <th>Apos</th> <th>TPos</th> <th>Remark</th> </tr> <tr> <th>Freq</th> <th>Level</th> <th>Line</th> <th>Margin</th> <th>Level</th> <th>Factor</th> <th>Loss</th> <th>Factor</th> </tr> <tr> <th>MHz</th> <th>dBuV/m</th> <th>dBuV/m</th> <th>dB</th> <th>dBuV</th> <th>dB/m</th> <th>dB</th> <th>dB</th> </tr> </thead> <tbody> <tr> <td>1</td> <td>10600.00</td> <td>47.68</td> <td>74.00</td> <td>-26.32</td> <td>60.18</td> <td>38.84</td> <td>12.23</td> <td>63.57</td> <td>---</td> <td>---</td> <td>Peak</td> </tr> <tr> <td>2</td> <td>15900.00</td> <td>50.49</td> <td>74.00</td> <td>-23.51</td> <td>58.83</td> <td>41.02</td> <td>14.75</td> <td>64.11</td> <td>---</td> <td>---</td> <td>Peak</td> </tr> </tbody> </table>	Limit	Read	Ant	Cable	Preamp	Apos	TPos	Remark	Freq	Level	Line	Margin	Level	Factor	Loss	Factor	MHz	dBuV/m	dBuV/m	dB	dBuV	dB/m	dB	dB	1	10600.00	47.68	74.00	-26.32	60.18	38.84	12.23	63.57	---	---	Peak	2	15900.00	50.49	74.00	-23.51	58.83	41.02	14.75	64.11	---	---	Peak	<table border="1"> <thead> <tr> <th>Limit</th> <th>Read</th> <th>Ant</th> <th>Cable</th> <th>Preamp</th> <th>Apos</th> <th>TPos</th> <th>Remark</th> </tr> <tr> <th>Freq</th> <th>Level</th> <th>Line</th> <th>Margin</th> <th>Level</th> <th>Factor</th> <th>Loss</th> <th>Factor</th> </tr> <tr> <th>MHz</th> <th>dBuV/m</th> <th>dBuV/m</th> <th>dB</th> <th>dBuV</th> <th>dB/m</th> <th>dB</th> <th>dB</th> </tr> </thead> <tbody> <tr> <td>1</td> <td>10600.00</td> <td>49.50</td> <td>74.00</td> <td>-24.50</td> <td>62.00</td> <td>38.84</td> <td>12.23</td> <td>63.57</td> <td>---</td> <td>---</td> <td>Peak</td> </tr> <tr> <td>2</td> <td>15900.00</td> <td>60.23</td> <td>74.00</td> <td>-13.77</td> <td>68.57</td> <td>41.02</td> <td>14.75</td> <td>64.11</td> <td>305</td> <td>360</td> <td>Peak</td> </tr> <tr> <td>3</td> <td>15900.00</td> <td>51.53</td> <td>54.00</td> <td>-2.47</td> <td>59.87</td> <td>41.02</td> <td>14.75</td> <td>64.11</td> <td>305</td> <td>360</td> <td>Average</td> </tr> </tbody> </table>	Limit	Read	Ant	Cable	Preamp	Apos	TPos	Remark	Freq	Level	Line	Margin	Level	Factor	Loss	Factor	MHz	dBuV/m	dBuV/m	dB	dBuV	dB/m	dB	dB	1	10600.00	49.50	74.00	-24.50	62.00	38.84	12.23	63.57	---	---	Peak	2	15900.00	60.23	74.00	-13.77	68.57	41.02	14.75	64.11	305	360	Peak	3	15900.00	51.53	54.00	-2.47	59.87	41.02	14.75	64.11	305	360
Limit	Read	Ant	Cable	Preamp	Apos	TPos	Remark																																																																																																						
Freq	Level	Line	Margin	Level	Factor	Loss	Factor																																																																																																						
MHz	dBuV/m	dBuV/m	dB	dBuV	dB/m	dB	dB																																																																																																						
1	10600.00	47.68	74.00	-26.32	60.18	38.84	12.23	63.57	---	---	Peak																																																																																																		
2	15900.00	50.49	74.00	-23.51	58.83	41.02	14.75	64.11	---	---	Peak																																																																																																		
Limit	Read	Ant	Cable	Preamp	Apos	TPos	Remark																																																																																																						
Freq	Level	Line	Margin	Level	Factor	Loss	Factor																																																																																																						
MHz	dBuV/m	dBuV/m	dB	dBuV	dB/m	dB	dB																																																																																																						
1	10600.00	49.50	74.00	-24.50	62.00	38.84	12.23	63.57	---	---	Peak																																																																																																		
2	15900.00	60.23	74.00	-13.77	68.57	41.02	14.75	64.11	305	360	Peak																																																																																																		
3	15900.00	51.53	54.00	-2.47	59.87	41.02	14.75	64.11	305	360	Average																																																																																																		



24																																												
Mode	Band Edge - L																																											
	U-NII-2A_5.25-5.35_802.11ax HE20_CH64_Full_5320MHz																																											
ANT	CDD 0+1																																											
Pol.	Horizontal																																											
Peak	<table border="1"> <thead> <tr> <th>Limit</th> <th>Read</th> <th>Ant</th> <th>Cable</th> <th>Preamp</th> <th>APos</th> <th>TPos</th> <th>Remark</th> </tr> <tr> <th>Freq</th> <th>Level</th> <th>Line</th> <th>Margin</th> <th>Level</th> <th>Factor</th> <th>Loss Factor</th> <th></th> </tr> <tr> <th>MHz</th> <th>dBuV/m</th> <th>dBuV/m</th> <th>dB</th> <th>dBuV</th> <th>dB/m</th> <th>dB</th> <th>cm</th> </tr> </thead> <tbody> <tr> <td>1 5436.90</td> <td>52.24</td> <td>74.00</td> <td>-21.76</td> <td>38.71</td> <td>35.94</td> <td>9.68</td> <td>32.09</td> <td>100</td> <td>129 PEAK</td> </tr> </tbody> </table>	Limit	Read	Ant	Cable	Preamp	APos	TPos	Remark	Freq	Level	Line	Margin	Level	Factor	Loss Factor		MHz	dBuV/m	dBuV/m	dB	dBuV	dB/m	dB	cm	1 5436.90	52.24	74.00	-21.76	38.71	35.94	9.68	32.09	100	129 PEAK									
	Limit	Read	Ant	Cable	Preamp	APos	TPos	Remark																																				
Freq	Level	Line	Margin	Level	Factor	Loss Factor																																						
MHz	dBuV/m	dBuV/m	dB	dBuV	dB/m	dB	cm																																					
1 5436.90	52.24	74.00	-21.76	38.71	35.94	9.68	32.09	100	129 PEAK																																			
<table border="1"> <thead> <tr> <th>Limit</th> <th>Read</th> <th>Ant</th> <th>Cable</th> <th>Preamp</th> <th>APos</th> <th>TPos</th> <th>Remark</th> </tr> <tr> <th>Freq</th> <th>Level</th> <th>Line</th> <th>Margin</th> <th>Level</th> <th>Factor</th> <th>Loss Factor</th> <th></th> </tr> <tr> <th>MHz</th> <th>dBuV/m</th> <th>dBuV/m</th> <th>dB</th> <th>dBuV</th> <th>dB/m</th> <th>dB</th> <th>cm</th> </tr> </thead> <tbody> <tr> <td>1 1386.00</td> <td>55.92</td> <td>74.00</td> <td>-18.08</td> <td>56.86</td> <td>29.42</td> <td>4.13</td> <td>34.49</td> <td>100</td> <td>129 PEAK</td> </tr> <tr> <td>2 5320.00</td> <td>89.42</td> <td>-----</td> <td>-----</td> <td>76.42</td> <td>36.00</td> <td>9.24</td> <td>32.24</td> <td>100</td> <td>129 PEAK</td> </tr> </tbody> </table>	Limit	Read	Ant	Cable	Preamp	APos	TPos	Remark	Freq	Level	Line	Margin	Level	Factor	Loss Factor		MHz	dBuV/m	dBuV/m	dB	dBuV	dB/m	dB	cm	1 1386.00	55.92	74.00	-18.08	56.86	29.42	4.13	34.49	100	129 PEAK	2 5320.00	89.42	-----	-----	76.42	36.00	9.24	32.24	100	129 PEAK
Limit	Read	Ant	Cable	Preamp	APos	TPos	Remark																																					
Freq	Level	Line	Margin	Level	Factor	Loss Factor																																						
MHz	dBuV/m	dBuV/m	dB	dBuV	dB/m	dB	cm																																					
1 1386.00	55.92	74.00	-18.08	56.86	29.42	4.13	34.49	100	129 PEAK																																			
2 5320.00	89.42	-----	-----	76.42	36.00	9.24	32.24	100	129 PEAK																																			
Avg	<table border="1"> <thead> <tr> <th>Limit</th> <th>Read</th> <th>Ant</th> <th>Cable</th> <th>Preamp</th> <th>APos</th> <th>TPos</th> <th>Remark</th> </tr> <tr> <th>Freq</th> <th>Level</th> <th>Line</th> <th>Margin</th> <th>Level</th> <th>Factor</th> <th>Loss Factor</th> <th></th> </tr> <tr> <th>MHz</th> <th>dBuV/m</th> <th>dBuV/m</th> <th>dB</th> <th>dBuV</th> <th>dB/m</th> <th>dB</th> <th>cm</th> </tr> </thead> <tbody> <tr> <td>1 5458.18</td> <td>44.39</td> <td>54.00</td> <td>-9.61</td> <td>30.83</td> <td>35.93</td> <td>9.69</td> <td>32.06</td> <td>100</td> <td>129 AVERAGE</td> </tr> </tbody> </table>	Limit	Read	Ant	Cable	Preamp	APos	TPos	Remark	Freq	Level	Line	Margin	Level	Factor	Loss Factor		MHz	dBuV/m	dBuV/m	dB	dBuV	dB/m	dB	cm	1 5458.18	44.39	54.00	-9.61	30.83	35.93	9.69	32.06	100	129 AVERAGE									
Limit	Read	Ant	Cable	Preamp	APos	TPos	Remark																																					
Freq	Level	Line	Margin	Level	Factor	Loss Factor																																						
MHz	dBuV/m	dBuV/m	dB	dBuV	dB/m	dB	cm																																					
1 5458.18	44.39	54.00	-9.61	30.83	35.93	9.69	32.06	100	129 AVERAGE																																			
<table border="1"> <thead> <tr> <th>Limit</th> <th>Read</th> <th>Ant</th> <th>Cable</th> <th>Preamp</th> <th>APos</th> <th>TPos</th> <th>Remark</th> </tr> <tr> <th>Freq</th> <th>Level</th> <th>Line</th> <th>Margin</th> <th>Level</th> <th>Factor</th> <th>Loss Factor</th> <th></th> </tr> <tr> <th>MHz</th> <th>dBuV/m</th> <th>dBuV/m</th> <th>dB</th> <th>dBuV</th> <th>dB/m</th> <th>dB</th> <th>cm</th> </tr> </thead> <tbody> <tr> <td>1 1386.00</td> <td>52.44</td> <td>54.00</td> <td>-1.56</td> <td>53.38</td> <td>29.42</td> <td>4.13</td> <td>34.49</td> <td>100</td> <td>129 AVERAGE</td> </tr> <tr> <td>2 5320.00</td> <td>82.70</td> <td>-----</td> <td>-----</td> <td>69.70</td> <td>36.00</td> <td>9.24</td> <td>32.24</td> <td>100</td> <td>129 AVERAGE</td> </tr> </tbody> </table>	Limit	Read	Ant	Cable	Preamp	APos	TPos	Remark	Freq	Level	Line	Margin	Level	Factor	Loss Factor		MHz	dBuV/m	dBuV/m	dB	dBuV	dB/m	dB	cm	1 1386.00	52.44	54.00	-1.56	53.38	29.42	4.13	34.49	100	129 AVERAGE	2 5320.00	82.70	-----	-----	69.70	36.00	9.24	32.24	100	129 AVERAGE
Limit	Read	Ant	Cable	Preamp	APos	TPos	Remark																																					
Freq	Level	Line	Margin	Level	Factor	Loss Factor																																						
MHz	dBuV/m	dBuV/m	dB	dBuV	dB/m	dB	cm																																					
1 1386.00	52.44	54.00	-1.56	53.38	29.42	4.13	34.49	100	129 AVERAGE																																			
2 5320.00	82.70	-----	-----	69.70	36.00	9.24	32.24	100	129 AVERAGE																																			



24																																													
Mode	Band Edge - L																																												
U-NII-2A_5.25-5.35_802.11ax HE20_CH64_Full_5320MHz																																													
ANT	CDD 0+1																																												
Pol.	Vertical																																												
Peak	<div style="text-align: right;">Date: 2024-01-18</div> <table border="1"> <thead> <tr> <th>Limit</th> <th>Read</th> <th>Ant</th> <th>Cable</th> <th>Preamp</th> <th>APos</th> <th>TPos</th> <th>Remark</th> </tr> <tr> <th>Freq</th> <th>Level</th> <th>Line</th> <th>Margin</th> <th>Level</th> <th>Factor</th> <th>Loss Factor</th> <th></th> </tr> <tr> <th>MHz</th> <th>dBuV/m</th> <th>dBuV/m</th> <th>dB</th> <th>dBuV</th> <th>dB/m</th> <th>dB</th> <th>cm</th> </tr> </thead> <tbody> <tr> <td>1 5350.52</td> <td>60.28</td> <td>74.00</td> <td>-13.72</td> <td>47.13</td> <td>35.99</td> <td>9.37</td> <td>32.21</td> <td>300</td> <td>271 PEAK</td> </tr> </tbody> </table>	Limit	Read	Ant	Cable	Preamp	APos	TPos	Remark	Freq	Level	Line	Margin	Level	Factor	Loss Factor		MHz	dBuV/m	dBuV/m	dB	dBuV	dB/m	dB	cm	1 5350.52	60.28	74.00	-13.72	47.13	35.99	9.37	32.21	300	271 PEAK										
Limit	Read	Ant	Cable	Preamp	APos	TPos	Remark																																						
Freq	Level	Line	Margin	Level	Factor	Loss Factor																																							
MHz	dBuV/m	dBuV/m	dB	dBuV	dB/m	dB	cm																																						
1 5350.52	60.28	74.00	-13.72	47.13	35.99	9.37	32.21	300	271 PEAK																																				
Fundamental	<div style="text-align: right;">Date: 2024-01-18</div> <table border="1"> <thead> <tr> <th>Limit</th> <th>Read</th> <th>Ant</th> <th>Cable</th> <th>Preamp</th> <th>APos</th> <th>TPos</th> <th>Remark</th> </tr> <tr> <th>Freq</th> <th>Level</th> <th>Line</th> <th>Margin</th> <th>Level</th> <th>Factor</th> <th>Loss Factor</th> <th></th> </tr> <tr> <th>MHz</th> <th>dBuV/m</th> <th>dBuV/m</th> <th>dB</th> <th>dBuV</th> <th>dB/m</th> <th>dB</th> <th>cm</th> </tr> </thead> <tbody> <tr> <td>1 1386.00</td> <td>57.37</td> <td>74.00</td> <td>-16.63</td> <td>58.31</td> <td>29.42</td> <td>4.13</td> <td>34.49</td> <td>300</td> <td>271 PEAK</td> </tr> <tr> <td>2 5320.00</td> <td>113.74</td> <td>-----</td> <td>-----</td> <td>100.81</td> <td>36.01</td> <td>9.18</td> <td>32.26</td> <td>300</td> <td>271 PEAK</td> </tr> </tbody> </table>	Limit	Read	Ant	Cable	Preamp	APos	TPos	Remark	Freq	Level	Line	Margin	Level	Factor	Loss Factor		MHz	dBuV/m	dBuV/m	dB	dBuV	dB/m	dB	cm	1 1386.00	57.37	74.00	-16.63	58.31	29.42	4.13	34.49	300	271 PEAK	2 5320.00	113.74	-----	-----	100.81	36.01	9.18	32.26	300	271 PEAK
Limit	Read	Ant	Cable	Preamp	APos	TPos	Remark																																						
Freq	Level	Line	Margin	Level	Factor	Loss Factor																																							
MHz	dBuV/m	dBuV/m	dB	dBuV	dB/m	dB	cm																																						
1 1386.00	57.37	74.00	-16.63	58.31	29.42	4.13	34.49	300	271 PEAK																																				
2 5320.00	113.74	-----	-----	100.81	36.01	9.18	32.26	300	271 PEAK																																				
Avg	<div style="text-align: right;">Date: 2024-01-18</div> <table border="1"> <thead> <tr> <th>Limit</th> <th>Read</th> <th>Ant</th> <th>Cable</th> <th>Preamp</th> <th>APos</th> <th>TPos</th> <th>Remark</th> </tr> <tr> <th>Freq</th> <th>Level</th> <th>Line</th> <th>Margin</th> <th>Level</th> <th>Factor</th> <th>Loss Factor</th> <th></th> </tr> <tr> <th>MHz</th> <th>dBuV/m</th> <th>dBuV/m</th> <th>dB</th> <th>dBuV</th> <th>dB/m</th> <th>dB</th> <th>cm</th> </tr> </thead> <tbody> <tr> <td>1 5350.38</td> <td>51.05</td> <td>54.00</td> <td>-2.95</td> <td>37.90</td> <td>35.99</td> <td>9.37</td> <td>32.21</td> <td>300</td> <td>271 AVERAGE</td> </tr> </tbody> </table>	Limit	Read	Ant	Cable	Preamp	APos	TPos	Remark	Freq	Level	Line	Margin	Level	Factor	Loss Factor		MHz	dBuV/m	dBuV/m	dB	dBuV	dB/m	dB	cm	1 5350.38	51.05	54.00	-2.95	37.90	35.99	9.37	32.21	300	271 AVERAGE										
Limit	Read	Ant	Cable	Preamp	APos	TPos	Remark																																						
Freq	Level	Line	Margin	Level	Factor	Loss Factor																																							
MHz	dBuV/m	dBuV/m	dB	dBuV	dB/m	dB	cm																																						
1 5350.38	51.05	54.00	-2.95	37.90	35.99	9.37	32.21	300	271 AVERAGE																																				
Fundamental	<div style="text-align: right;">Date: 2024-01-18</div> <table border="1"> <thead> <tr> <th>Limit</th> <th>Read</th> <th>Ant</th> <th>Cable</th> <th>Preamp</th> <th>APos</th> <th>TPos</th> <th>Remark</th> </tr> <tr> <th>Freq</th> <th>Level</th> <th>Line</th> <th>Margin</th> <th>Level</th> <th>Factor</th> <th>Loss Factor</th> <th></th> </tr> <tr> <th>MHz</th> <th>dBuV/m</th> <th>dBuV/m</th> <th>dB</th> <th>dBuV</th> <th>dB/m</th> <th>dB</th> <th>cm</th> </tr> </thead> <tbody> <tr> <td>1 1386.00</td> <td>52.50</td> <td>54.00</td> <td>-1.50</td> <td>53.44</td> <td>29.42</td> <td>4.13</td> <td>34.49</td> <td>300</td> <td>271 AVERAGE</td> </tr> <tr> <td>2 5320.00</td> <td>106.21</td> <td>-----</td> <td>-----</td> <td>93.28</td> <td>36.01</td> <td>9.18</td> <td>32.26</td> <td>300</td> <td>271 AVERAGE</td> </tr> </tbody> </table>	Limit	Read	Ant	Cable	Preamp	APos	TPos	Remark	Freq	Level	Line	Margin	Level	Factor	Loss Factor		MHz	dBuV/m	dBuV/m	dB	dBuV	dB/m	dB	cm	1 1386.00	52.50	54.00	-1.50	53.44	29.42	4.13	34.49	300	271 AVERAGE	2 5320.00	106.21	-----	-----	93.28	36.01	9.18	32.26	300	271 AVERAGE
Limit	Read	Ant	Cable	Preamp	APos	TPos	Remark																																						
Freq	Level	Line	Margin	Level	Factor	Loss Factor																																							
MHz	dBuV/m	dBuV/m	dB	dBuV	dB/m	dB	cm																																						
1 1386.00	52.50	54.00	-1.50	53.44	29.42	4.13	34.49	300	271 AVERAGE																																				
2 5320.00	106.21	-----	-----	93.28	36.01	9.18	32.26	300	271 AVERAGE																																				



Mode	24																																																																																																							
	Harmonic																																																																																																							
	U-NII-2A_5.25-5.35_802.11ax HE20_CH64_Full_5320MHz																																																																																																							
ANT	CDD 0+1																																																																																																							
Pol.	Horizontal	Vertical																																																																																																						
Peak Avg																																																																																																								
	<table border="1"> <thead> <tr> <th>Limit</th> <th>Read</th> <th>Ant</th> <th>Cable</th> <th>Preamp</th> <th>APos</th> <th>TPos</th> <th>Remark</th> </tr> <tr> <th>Freq</th> <th>Level</th> <th>Line</th> <th>Margin</th> <th>Level</th> <th>Factor</th> <th>Loss Factor</th> <th></th> </tr> <tr> <th>MHz</th> <th>dBuV/m</th> <th>dBuV/m</th> <th>dB</th> <th>dBuV</th> <th>dB/m</th> <th>dB</th> <th>cm</th> </tr> </thead> <tbody> <tr> <td>1 10640.00</td> <td>47.00</td> <td>74.00</td> <td>-27.00</td> <td>59.43</td> <td>38.86</td> <td>12.26</td> <td>63.55</td> <td>---</td> <td>---</td> <td>Peak</td> </tr> <tr> <td>2 15960.00</td> <td>50.59</td> <td>74.00</td> <td>-23.41</td> <td>58.88</td> <td>41.07</td> <td>14.77</td> <td>64.13</td> <td>---</td> <td>---</td> <td>Peak</td> </tr> </tbody> </table>	Limit	Read	Ant	Cable	Preamp	APos	TPos	Remark	Freq	Level	Line	Margin	Level	Factor	Loss Factor		MHz	dBuV/m	dBuV/m	dB	dBuV	dB/m	dB	cm	1 10640.00	47.00	74.00	-27.00	59.43	38.86	12.26	63.55	---	---	Peak	2 15960.00	50.59	74.00	-23.41	58.88	41.07	14.77	64.13	---	---	Peak	<table border="1"> <thead> <tr> <th>Limit</th> <th>Read</th> <th>Ant</th> <th>Cable</th> <th>Preamp</th> <th>APos</th> <th>TPos</th> <th>Remark</th> </tr> <tr> <th>Freq</th> <th>Level</th> <th>Line</th> <th>Margin</th> <th>Level</th> <th>Factor</th> <th>Loss Factor</th> <th></th> </tr> <tr> <th>MHz</th> <th>dBuV/m</th> <th>dBuV/m</th> <th>dB</th> <th>dBuV</th> <th>dB/m</th> <th>dB</th> <th>cm</th> </tr> </thead> <tbody> <tr> <td>1 10640.00</td> <td>47.07</td> <td>74.00</td> <td>-26.93</td> <td>59.50</td> <td>38.86</td> <td>12.26</td> <td>63.55</td> <td>---</td> <td>---</td> <td>Peak</td> </tr> <tr> <td>2 15960.00</td> <td>57.04</td> <td>74.00</td> <td>-16.96</td> <td>65.33</td> <td>41.07</td> <td>14.77</td> <td>64.13</td> <td>294</td> <td>360</td> <td>Peak</td> </tr> <tr> <td>3 15960.00</td> <td>49.13</td> <td>54.00</td> <td>-4.87</td> <td>57.42</td> <td>41.07</td> <td>14.77</td> <td>64.13</td> <td>294</td> <td>360</td> <td>Average</td> </tr> </tbody> </table>	Limit	Read	Ant	Cable	Preamp	APos	TPos	Remark	Freq	Level	Line	Margin	Level	Factor	Loss Factor		MHz	dBuV/m	dBuV/m	dB	dBuV	dB/m	dB	cm	1 10640.00	47.07	74.00	-26.93	59.50	38.86	12.26	63.55	---	---	Peak	2 15960.00	57.04	74.00	-16.96	65.33	41.07	14.77	64.13	294	360	Peak	3 15960.00	49.13	54.00	-4.87	57.42	41.07	14.77	64.13	294	360
Limit	Read	Ant	Cable	Preamp	APos	TPos	Remark																																																																																																	
Freq	Level	Line	Margin	Level	Factor	Loss Factor																																																																																																		
MHz	dBuV/m	dBuV/m	dB	dBuV	dB/m	dB	cm																																																																																																	
1 10640.00	47.00	74.00	-27.00	59.43	38.86	12.26	63.55	---	---	Peak																																																																																														
2 15960.00	50.59	74.00	-23.41	58.88	41.07	14.77	64.13	---	---	Peak																																																																																														
Limit	Read	Ant	Cable	Preamp	APos	TPos	Remark																																																																																																	
Freq	Level	Line	Margin	Level	Factor	Loss Factor																																																																																																		
MHz	dBuV/m	dBuV/m	dB	dBuV	dB/m	dB	cm																																																																																																	
1 10640.00	47.07	74.00	-26.93	59.50	38.86	12.26	63.55	---	---	Peak																																																																																														
2 15960.00	57.04	74.00	-16.96	65.33	41.07	14.77	64.13	294	360	Peak																																																																																														
3 15960.00	49.13	54.00	-4.87	57.42	41.07	14.77	64.13	294	360	Average																																																																																														



25																																																		
Mode	Band Edge																																																	
	U-NII-2C_5.47-5.725_802.11ax HE20_CH100_5500MHZ																																																	
ANT	CDD 0+1																																																	
Pol.	Horizontal																																																	
Peak	<p style="text-align: right;">Date: 2024-01-18</p> <table border="1"> <thead> <tr> <th>Limit</th> <th>Read</th> <th>Ant</th> <th>Cable</th> <th>Preamp</th> <th>APos</th> <th>TPos</th> <th>Remark</th> </tr> <tr> <th>Freq</th> <th>Level</th> <th>Line</th> <th>Margin</th> <th>Level</th> <th>Factor</th> <th>Loss Factor</th> <th></th> </tr> <tr> <th>MHz</th> <th>dBuV/m</th> <th>dBuV/m</th> <th>dB</th> <th>dBuV</th> <th>dB/m</th> <th>dB</th> <th>cm</th> <th>deg</th> </tr> </thead> <tbody> <tr> <td>1</td> <td>5417.50</td> <td>51.57</td> <td>74.00</td> <td>-22.43</td> <td>38.07</td> <td>35.95</td> <td>9.67</td> <td>32.12</td> <td>335</td> <td>360</td> <td>PEAK</td> </tr> <tr> <td>2</td> <td>5467.90</td> <td>53.87</td> <td>68.30</td> <td>-14.43</td> <td>40.30</td> <td>35.92</td> <td>9.69</td> <td>32.04</td> <td>335</td> <td>360</td> <td>PEAK</td> </tr> </tbody> </table>	Limit	Read	Ant	Cable	Preamp	APos	TPos	Remark	Freq	Level	Line	Margin	Level	Factor	Loss Factor		MHz	dBuV/m	dBuV/m	dB	dBuV	dB/m	dB	cm	deg	1	5417.50	51.57	74.00	-22.43	38.07	35.95	9.67	32.12	335	360	PEAK	2	5467.90	53.87	68.30	-14.43	40.30	35.92	9.69	32.04	335	360	PEAK
	Limit	Read	Ant	Cable	Preamp	APos	TPos	Remark																																										
Freq	Level	Line	Margin	Level	Factor	Loss Factor																																												
MHz	dBuV/m	dBuV/m	dB	dBuV	dB/m	dB	cm	deg																																										
1	5417.50	51.57	74.00	-22.43	38.07	35.95	9.67	32.12	335	360	PEAK																																							
2	5467.90	53.87	68.30	-14.43	40.30	35.92	9.69	32.04	335	360	PEAK																																							
Fundamental	<p style="text-align: right;">Date: 2024-01-18</p> <table border="1"> <thead> <tr> <th>Limit</th> <th>Read</th> <th>Ant</th> <th>Cable</th> <th>Preamp</th> <th>APos</th> <th>TPos</th> <th>Remark</th> </tr> <tr> <th>Freq</th> <th>Level</th> <th>Line</th> <th>Margin</th> <th>Level</th> <th>Factor</th> <th>Loss Factor</th> <th></th> </tr> <tr> <th>MHz</th> <th>dBuV/m</th> <th>dBuV/m</th> <th>dB</th> <th>dBuV</th> <th>dB/m</th> <th>dB</th> <th>cm</th> <th>deg</th> </tr> </thead> <tbody> <tr> <td>1</td> <td>1386.00</td> <td>56.88</td> <td>74.00</td> <td>-17.12</td> <td>57.82</td> <td>29.42</td> <td>4.13</td> <td>34.49</td> <td>335</td> <td>360</td> <td>PEAK</td> </tr> <tr> <td>2</td> <td>5500.00</td> <td>100.55</td> <td>-----</td> <td>-----</td> <td>86.96</td> <td>35.90</td> <td>9.70</td> <td>32.01</td> <td>335</td> <td>360</td> <td>PEAK</td> </tr> </tbody> </table>	Limit	Read	Ant	Cable	Preamp	APos	TPos	Remark	Freq	Level	Line	Margin	Level	Factor	Loss Factor		MHz	dBuV/m	dBuV/m	dB	dBuV	dB/m	dB	cm	deg	1	1386.00	56.88	74.00	-17.12	57.82	29.42	4.13	34.49	335	360	PEAK	2	5500.00	100.55	-----	-----	86.96	35.90	9.70	32.01	335	360	PEAK
Limit	Read	Ant	Cable	Preamp	APos	TPos	Remark																																											
Freq	Level	Line	Margin	Level	Factor	Loss Factor																																												
MHz	dBuV/m	dBuV/m	dB	dBuV	dB/m	dB	cm	deg																																										
1	1386.00	56.88	74.00	-17.12	57.82	29.42	4.13	34.49	335	360	PEAK																																							
2	5500.00	100.55	-----	-----	86.96	35.90	9.70	32.01	335	360	PEAK																																							
Avg	<p style="text-align: right;">Date: 2024-01-18</p> <table border="1"> <thead> <tr> <th>Limit</th> <th>Read</th> <th>Ant</th> <th>Cable</th> <th>Preamp</th> <th>APos</th> <th>TPos</th> <th>Remark</th> </tr> <tr> <th>Freq</th> <th>Level</th> <th>Line</th> <th>Margin</th> <th>Level</th> <th>Factor</th> <th>Loss Factor</th> <th></th> </tr> <tr> <th>MHz</th> <th>dBuV/m</th> <th>dBuV/m</th> <th>dB</th> <th>dBuV</th> <th>dB/m</th> <th>dB</th> <th>cm</th> <th>deg</th> </tr> </thead> <tbody> <tr> <td>1</td> <td>5361.55</td> <td>44.27</td> <td>54.00</td> <td>-9.73</td> <td>31.06</td> <td>35.98</td> <td>9.42</td> <td>32.19</td> <td>335</td> <td>360</td> <td>AVERAGE</td> </tr> </tbody> </table>	Limit	Read	Ant	Cable	Preamp	APos	TPos	Remark	Freq	Level	Line	Margin	Level	Factor	Loss Factor		MHz	dBuV/m	dBuV/m	dB	dBuV	dB/m	dB	cm	deg	1	5361.55	44.27	54.00	-9.73	31.06	35.98	9.42	32.19	335	360	AVERAGE												
	Limit	Read	Ant	Cable	Preamp	APos	TPos	Remark																																										
Freq	Level	Line	Margin	Level	Factor	Loss Factor																																												
MHz	dBuV/m	dBuV/m	dB	dBuV	dB/m	dB	cm	deg																																										
1	5361.55	44.27	54.00	-9.73	31.06	35.98	9.42	32.19	335	360	AVERAGE																																							
Fundamental	<p style="text-align: right;">Date: 2024-01-18</p> <table border="1"> <thead> <tr> <th>Limit</th> <th>Read</th> <th>Ant</th> <th>Cable</th> <th>Preamp</th> <th>APos</th> <th>TPos</th> <th>Remark</th> </tr> <tr> <th>Freq</th> <th>Level</th> <th>Line</th> <th>Margin</th> <th>Level</th> <th>Factor</th> <th>Loss Factor</th> <th></th> </tr> <tr> <th>MHz</th> <th>dBuV/m</th> <th>dBuV/m</th> <th>dB</th> <th>dBuV</th> <th>dB/m</th> <th>dB</th> <th>cm</th> <th>deg</th> </tr> </thead> <tbody> <tr> <td>1</td> <td>1386.00</td> <td>52.53</td> <td>54.00</td> <td>-1.47</td> <td>53.47</td> <td>29.42</td> <td>4.13</td> <td>34.49</td> <td>335</td> <td>360</td> <td>AVERAGE</td> </tr> <tr> <td>2</td> <td>5500.00</td> <td>92.04</td> <td>-----</td> <td>-----</td> <td>78.45</td> <td>35.90</td> <td>9.70</td> <td>32.01</td> <td>335</td> <td>360</td> <td>AVERAGE</td> </tr> </tbody> </table>	Limit	Read	Ant	Cable	Preamp	APos	TPos	Remark	Freq	Level	Line	Margin	Level	Factor	Loss Factor		MHz	dBuV/m	dBuV/m	dB	dBuV	dB/m	dB	cm	deg	1	1386.00	52.53	54.00	-1.47	53.47	29.42	4.13	34.49	335	360	AVERAGE	2	5500.00	92.04	-----	-----	78.45	35.90	9.70	32.01	335	360	AVERAGE
Limit	Read	Ant	Cable	Preamp	APos	TPos	Remark																																											
Freq	Level	Line	Margin	Level	Factor	Loss Factor																																												
MHz	dBuV/m	dBuV/m	dB	dBuV	dB/m	dB	cm	deg																																										
1	1386.00	52.53	54.00	-1.47	53.47	29.42	4.13	34.49	335	360	AVERAGE																																							
2	5500.00	92.04	-----	-----	78.45	35.90	9.70	32.01	335	360	AVERAGE																																							



		25																																																																																				
Mode	Band Edge																																																																																					
	U-NII-2C_5.47-5.725_802.11ax HE20_CH100_5500MHZ																																																																																					
ANT	CDD 0+1																																																																																					
Pol.	Vertical	Fundamental																																																																																				
Peak	<table border="1"> <thead> <tr> <th>Limit</th> <th>Read</th> <th>Ant</th> <th>Cable</th> <th>Preamp</th> <th>APos</th> <th>TPos</th> <th colspan="2"></th> </tr> <tr> <th>Freq</th> <th>Level</th> <th>Line</th> <th>Margin</th> <th>Level</th> <th>Factor</th> <th>Loss Factor</th> <th>cm</th> <th>deg</th> </tr> </thead> <tbody> <tr> <td>1</td> <td>5458.15</td> <td>58.69</td> <td>74.00</td> <td>-15.31</td> <td>45.13</td> <td>35.93</td> <td>9.69</td> <td>32.06</td> <td>200</td> <td>99</td> <td>PEAK</td> </tr> <tr> <td>2</td> <td>5467.75</td> <td>65.97</td> <td>68.30</td> <td>-2.33</td> <td>52.41</td> <td>35.92</td> <td>9.69</td> <td>32.05</td> <td>200</td> <td>99</td> <td>PEAK</td> </tr> </tbody> </table>	Limit	Read	Ant	Cable	Preamp	APos	TPos			Freq	Level	Line	Margin	Level	Factor	Loss Factor	cm	deg	1	5458.15	58.69	74.00	-15.31	45.13	35.93	9.69	32.06	200	99	PEAK	2	5467.75	65.97	68.30	-2.33	52.41	35.92	9.69	32.05	200	99	PEAK	<table border="1"> <thead> <tr> <th>Limit</th> <th>Read</th> <th>Ant</th> <th>Cable</th> <th>Preamp</th> <th>APos</th> <th>TPos</th> <th colspan="2"></th> </tr> <tr> <th>Freq</th> <th>Level</th> <th>Line</th> <th>Margin</th> <th>Level</th> <th>Factor</th> <th>Loss Factor</th> <th>cm</th> <th>deg</th> </tr> </thead> <tbody> <tr> <td>1</td> <td>1386.00</td> <td>55.84</td> <td>74.00</td> <td>-18.16</td> <td>56.78</td> <td>29.42</td> <td>4.13</td> <td>34.49</td> <td>200</td> <td>99</td> <td>PEAK</td> </tr> <tr> <td>2</td> <td>5500.00</td> <td>114.48</td> <td>-----</td> <td>-----</td> <td>100.87</td> <td>35.90</td> <td>9.71</td> <td>32.00</td> <td>200</td> <td>99</td> <td>PEAK</td> </tr> </tbody> </table>	Limit	Read	Ant	Cable	Preamp	APos	TPos			Freq	Level	Line	Margin	Level	Factor	Loss Factor	cm	deg	1	1386.00	55.84	74.00	-18.16	56.78	29.42	4.13	34.49	200	99	PEAK	2	5500.00	114.48	-----	-----	100.87	35.90	9.71	32.00	200	99	PEAK
	Limit	Read	Ant	Cable	Preamp	APos	TPos																																																																															
Freq	Level	Line	Margin	Level	Factor	Loss Factor	cm	deg																																																																														
1	5458.15	58.69	74.00	-15.31	45.13	35.93	9.69	32.06	200	99	PEAK																																																																											
2	5467.75	65.97	68.30	-2.33	52.41	35.92	9.69	32.05	200	99	PEAK																																																																											
Limit	Read	Ant	Cable	Preamp	APos	TPos																																																																																
Freq	Level	Line	Margin	Level	Factor	Loss Factor	cm	deg																																																																														
1	1386.00	55.84	74.00	-18.16	56.78	29.42	4.13	34.49	200	99	PEAK																																																																											
2	5500.00	114.48	-----	-----	100.87	35.90	9.71	32.00	200	99	PEAK																																																																											
Avg	<table border="1"> <thead> <tr> <th>Limit</th> <th>Read</th> <th>Ant</th> <th>Cable</th> <th>Preamp</th> <th>APos</th> <th>TPos</th> <th colspan="2"></th> </tr> <tr> <th>Freq</th> <th>Level</th> <th>Line</th> <th>Margin</th> <th>Level</th> <th>Factor</th> <th>Loss Factor</th> <th>cm</th> <th>deg</th> </tr> </thead> <tbody> <tr> <td>1</td> <td>5459.65</td> <td>51.12</td> <td>54.00</td> <td>-2.88</td> <td>37.57</td> <td>35.92</td> <td>9.69</td> <td>32.06</td> <td>200</td> <td>99</td> <td>AVERAGE</td> </tr> </tbody> </table>	Limit	Read	Ant	Cable	Preamp	APos	TPos			Freq	Level	Line	Margin	Level	Factor	Loss Factor	cm	deg	1	5459.65	51.12	54.00	-2.88	37.57	35.92	9.69	32.06	200	99	AVERAGE	<table border="1"> <thead> <tr> <th>Limit</th> <th>Read</th> <th>Ant</th> <th>Cable</th> <th>Preamp</th> <th>APos</th> <th>TPos</th> <th colspan="2"></th> </tr> <tr> <th>Freq</th> <th>Level</th> <th>Line</th> <th>Margin</th> <th>Level</th> <th>Factor</th> <th>Loss Factor</th> <th>cm</th> <th>deg</th> </tr> </thead> <tbody> <tr> <td>1</td> <td>1386.00</td> <td>52.13</td> <td>54.00</td> <td>-1.87</td> <td>53.07</td> <td>29.42</td> <td>4.13</td> <td>34.49</td> <td>200</td> <td>99</td> <td>AVERAGE</td> </tr> <tr> <td>2</td> <td>5500.00</td> <td>105.83</td> <td>-----</td> <td>-----</td> <td>92.22</td> <td>35.91</td> <td>9.71</td> <td>32.01</td> <td>200</td> <td>99</td> <td>AVERAGE</td> </tr> </tbody> </table>	Limit	Read	Ant	Cable	Preamp	APos	TPos			Freq	Level	Line	Margin	Level	Factor	Loss Factor	cm	deg	1	1386.00	52.13	54.00	-1.87	53.07	29.42	4.13	34.49	200	99	AVERAGE	2	5500.00	105.83	-----	-----	92.22	35.91	9.71	32.01	200	99	AVERAGE												
Limit	Read	Ant	Cable	Preamp	APos	TPos																																																																																
Freq	Level	Line	Margin	Level	Factor	Loss Factor	cm	deg																																																																														
1	5459.65	51.12	54.00	-2.88	37.57	35.92	9.69	32.06	200	99	AVERAGE																																																																											
Limit	Read	Ant	Cable	Preamp	APos	TPos																																																																																
Freq	Level	Line	Margin	Level	Factor	Loss Factor	cm	deg																																																																														
1	1386.00	52.13	54.00	-1.87	53.07	29.42	4.13	34.49	200	99	AVERAGE																																																																											
2	5500.00	105.83	-----	-----	92.22	35.91	9.71	32.01	200	99	AVERAGE																																																																											

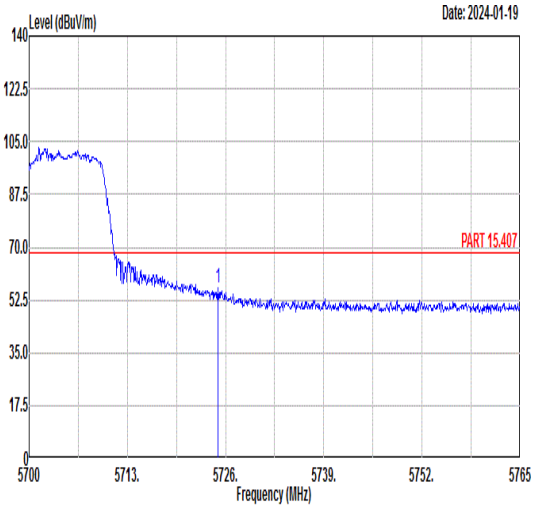
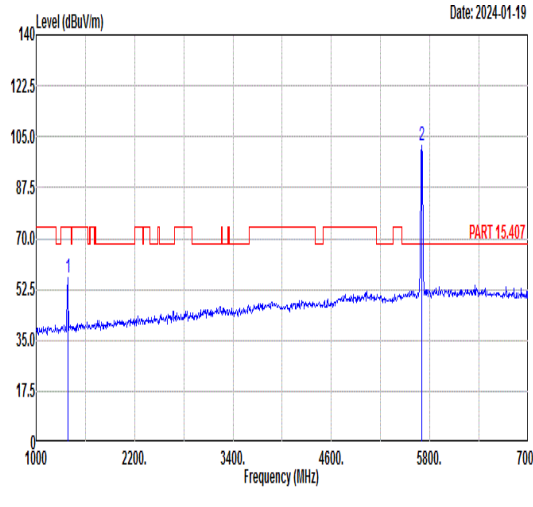
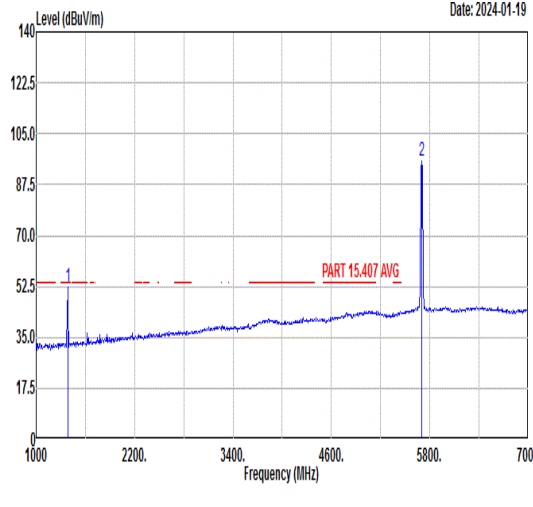


Mode	25																																																																																																		
	Harmonic																																																																																																		
	U-NII-2C_5.47-5.725_802.11ax HE20_CH100_5500MHz																																																																																																		
ANT	CDD 0+1																																																																																																		
Pol.	Horizontal	Vertical																																																																																																	
Peak Avg	<p>Date: 2024-01-20</p>	<p>Date: 2024-01-20</p>																																																																																																	
	<table border="1"> <thead> <tr> <th>Limit</th> <th>Read</th> <th>Ant</th> <th>Cable</th> <th>Preamp</th> <th>APos</th> <th>TPos</th> <th>Remark</th> </tr> <tr> <th>Freq</th> <th>Level</th> <th>Line</th> <th>Margin</th> <th>Level</th> <th>Factor</th> <th>Loss Factor</th> <th></th> </tr> <tr> <th>MHz</th> <th>dBuV/m</th> <th>dBuV/m</th> <th>dB</th> <th>dBuV</th> <th>dB/m</th> <th>dB</th> <th>cm</th> <th>deg</th> </tr> </thead> <tbody> <tr> <td>1</td> <td>11000.00</td> <td>48.64</td> <td>74.00</td> <td>-25.36</td> <td>60.54</td> <td>39.00</td> <td>12.52</td> <td>63.42</td> <td>---</td> <td>---</td> <td>Peak</td> </tr> <tr> <td>2</td> <td>16500.00</td> <td>51.37</td> <td>68.30</td> <td>-16.93</td> <td>59.51</td> <td>41.35</td> <td>15.17</td> <td>64.66</td> <td>---</td> <td>---</td> <td>Peak</td> </tr> </tbody> </table>	Limit	Read	Ant	Cable	Preamp	APos	TPos	Remark	Freq	Level	Line	Margin	Level	Factor	Loss Factor		MHz	dBuV/m	dBuV/m	dB	dBuV	dB/m	dB	cm	deg	1	11000.00	48.64	74.00	-25.36	60.54	39.00	12.52	63.42	---	---	Peak	2	16500.00	51.37	68.30	-16.93	59.51	41.35	15.17	64.66	---	---	Peak	<table border="1"> <thead> <tr> <th>Limit</th> <th>Read</th> <th>Ant</th> <th>Cable</th> <th>Preamp</th> <th>APos</th> <th>TPos</th> <th>Remark</th> </tr> <tr> <th>Freq</th> <th>Level</th> <th>Line</th> <th>Margin</th> <th>Level</th> <th>Factor</th> <th>Loss Factor</th> <th></th> </tr> <tr> <th>MHz</th> <th>dBuV/m</th> <th>dBuV/m</th> <th>dB</th> <th>dBuV</th> <th>dB/m</th> <th>dB</th> <th>cm</th> <th>deg</th> </tr> </thead> <tbody> <tr> <td>1</td> <td>11000.00</td> <td>48.77</td> <td>74.00</td> <td>-25.23</td> <td>60.67</td> <td>39.00</td> <td>12.52</td> <td>63.42</td> <td>---</td> <td>---</td> <td>Peak</td> </tr> <tr> <td>2</td> <td>16500.00</td> <td>57.31</td> <td>68.30</td> <td>-10.99</td> <td>65.45</td> <td>41.35</td> <td>15.17</td> <td>64.66</td> <td>259</td> <td>32</td> <td>Peak</td> </tr> </tbody> </table>	Limit	Read	Ant	Cable	Preamp	APos	TPos	Remark	Freq	Level	Line	Margin	Level	Factor	Loss Factor		MHz	dBuV/m	dBuV/m	dB	dBuV	dB/m	dB	cm	deg	1	11000.00	48.77	74.00	-25.23	60.67	39.00	12.52	63.42	---	---	Peak	2	16500.00	57.31	68.30	-10.99	65.45	41.35	15.17	64.66	259	32
Limit	Read	Ant	Cable	Preamp	APos	TPos	Remark																																																																																												
Freq	Level	Line	Margin	Level	Factor	Loss Factor																																																																																													
MHz	dBuV/m	dBuV/m	dB	dBuV	dB/m	dB	cm	deg																																																																																											
1	11000.00	48.64	74.00	-25.36	60.54	39.00	12.52	63.42	---	---	Peak																																																																																								
2	16500.00	51.37	68.30	-16.93	59.51	41.35	15.17	64.66	---	---	Peak																																																																																								
Limit	Read	Ant	Cable	Preamp	APos	TPos	Remark																																																																																												
Freq	Level	Line	Margin	Level	Factor	Loss Factor																																																																																													
MHz	dBuV/m	dBuV/m	dB	dBuV	dB/m	dB	cm	deg																																																																																											
1	11000.00	48.77	74.00	-25.23	60.67	39.00	12.52	63.42	---	---	Peak																																																																																								
2	16500.00	57.31	68.30	-10.99	65.45	41.35	15.17	64.66	259	32	Peak																																																																																								



Mode	26																																																																																																													
	Harmonic																																																																																																													
	U-NII-2C_5.47-5.725_802.11ax HE20_CH116_5580MHz																																																																																																													
ANT	CDD 0+1																																																																																																													
Pol.	Horizontal	Vertical																																																																																																												
Peak Avg	<table border="1"> <thead> <tr> <th>Limit</th> <th>Read</th> <th>Ant</th> <th>Cable</th> <th>Preamp</th> <th>Apos</th> <th>Tpos</th> <th>Remark</th> </tr> <tr> <th>Freq</th> <th>Level</th> <th>Line</th> <th>Margin</th> <th>Level</th> <th>Factor</th> <th>Loss</th> <th>Factor</th> </tr> <tr> <th>MHz</th> <th>dBuV/m</th> <th>dBuV/m</th> <th>dB</th> <th>dBuV</th> <th>dB/m</th> <th>dB</th> <th>dB</th> </tr> </thead> <tbody> <tr> <td>1</td> <td>11160.00</td> <td>49.15</td> <td>74.00</td> <td>-24.85</td> <td>60.88</td> <td>39.06</td> <td>12.64</td> <td>63.43</td> <td>---</td> <td>---</td> <td>Peak</td> </tr> <tr> <td>2</td> <td>16740.00</td> <td>50.91</td> <td>68.30</td> <td>-17.39</td> <td>59.00</td> <td>41.47</td> <td>15.35</td> <td>64.91</td> <td>---</td> <td>---</td> <td>Peak</td> </tr> </tbody> </table>	Limit	Read	Ant	Cable	Preamp	Apos	Tpos	Remark	Freq	Level	Line	Margin	Level	Factor	Loss	Factor	MHz	dBuV/m	dBuV/m	dB	dBuV	dB/m	dB	dB	1	11160.00	49.15	74.00	-24.85	60.88	39.06	12.64	63.43	---	---	Peak	2	16740.00	50.91	68.30	-17.39	59.00	41.47	15.35	64.91	---	---	Peak	<table border="1"> <thead> <tr> <th>Limit</th> <th>Read</th> <th>Ant</th> <th>Cable</th> <th>Preamp</th> <th>Apos</th> <th>Tpos</th> <th>Remark</th> </tr> <tr> <th>Freq</th> <th>Level</th> <th>Line</th> <th>Margin</th> <th>Level</th> <th>Factor</th> <th>Loss</th> <th>Factor</th> </tr> <tr> <th>MHz</th> <th>dBuV/m</th> <th>dBuV/m</th> <th>dB</th> <th>dBuV</th> <th>dB/m</th> <th>dB</th> <th>dB</th> </tr> </thead> <tbody> <tr> <td>1</td> <td>11160.00</td> <td>56.13</td> <td>74.00</td> <td>-17.87</td> <td>67.86</td> <td>39.06</td> <td>12.64</td> <td>63.43</td> <td>321</td> <td>335</td> <td>Peak</td> </tr> <tr> <td>2</td> <td>11160.00</td> <td>48.29</td> <td>54.00</td> <td>-5.71</td> <td>60.02</td> <td>39.06</td> <td>12.64</td> <td>63.43</td> <td>321</td> <td>335</td> <td>Average</td> </tr> <tr> <td>3</td> <td>16740.00</td> <td>64.66</td> <td>68.30</td> <td>-3.64</td> <td>72.75</td> <td>41.47</td> <td>15.35</td> <td>64.91</td> <td>206</td> <td>162</td> <td>Peak</td> </tr> </tbody> </table>	Limit	Read	Ant	Cable	Preamp	Apos	Tpos	Remark	Freq	Level	Line	Margin	Level	Factor	Loss	Factor	MHz	dBuV/m	dBuV/m	dB	dBuV	dB/m	dB	dB	1	11160.00	56.13	74.00	-17.87	67.86	39.06	12.64	63.43	321	335	Peak	2	11160.00	48.29	54.00	-5.71	60.02	39.06	12.64	63.43	321	335	Average	3	16740.00	64.66	68.30	-3.64	72.75	41.47	15.35	64.91	206	162	Peak
	Limit	Read	Ant	Cable	Preamp	Apos	Tpos	Remark																																																																																																						
Freq	Level	Line	Margin	Level	Factor	Loss	Factor																																																																																																							
MHz	dBuV/m	dBuV/m	dB	dBuV	dB/m	dB	dB																																																																																																							
1	11160.00	49.15	74.00	-24.85	60.88	39.06	12.64	63.43	---	---	Peak																																																																																																			
2	16740.00	50.91	68.30	-17.39	59.00	41.47	15.35	64.91	---	---	Peak																																																																																																			
Limit	Read	Ant	Cable	Preamp	Apos	Tpos	Remark																																																																																																							
Freq	Level	Line	Margin	Level	Factor	Loss	Factor																																																																																																							
MHz	dBuV/m	dBuV/m	dB	dBuV	dB/m	dB	dB																																																																																																							
1	11160.00	56.13	74.00	-17.87	67.86	39.06	12.64	63.43	321	335	Peak																																																																																																			
2	11160.00	48.29	54.00	-5.71	60.02	39.06	12.64	63.43	321	335	Average																																																																																																			
3	16740.00	64.66	68.30	-3.64	72.75	41.47	15.35	64.91	206	162	Peak																																																																																																			



27																																																	
Mode	Band Edge - L																																																
	U-NII-2C_5.47-5.725_802.11ax HE20_CH140_5700MHZ																																																
ANT	CDD 0+1																																																
Pol.	Horizontal																																																
Peak	 <p style="text-align: right;">Date: 2024-01-19</p> <table border="1"> <thead> <tr> <th>Limit</th> <th>Read</th> <th>Ant</th> <th>Cable</th> <th>Preamp</th> <th>APos</th> <th>TPos</th> <th></th> </tr> <tr> <th>Freq</th> <th>Level</th> <th>Line</th> <th>Margin</th> <th>Level</th> <th>Factor</th> <th>Loss Factor</th> <th>Remark</th> </tr> <tr> <th>MHz</th> <th>dBuV/m</th> <th>dBuV/m</th> <th>dB</th> <th>dBuV</th> <th>dB/m</th> <th>dB</th> <th>cm</th> </tr> </thead> <tbody> <tr> <td>1</td> <td>5725.03</td> <td>56.69</td> <td>68.30</td> <td>-11.61</td> <td>42.68</td> <td>36.22</td> <td>10.02</td> <td>32.23</td> <td>100</td> <td>113</td> <td>PEAK</td> </tr> </tbody> </table>	Limit	Read	Ant	Cable	Preamp	APos	TPos		Freq	Level	Line	Margin	Level	Factor	Loss Factor	Remark	MHz	dBuV/m	dBuV/m	dB	dBuV	dB/m	dB	cm	1	5725.03	56.69	68.30	-11.61	42.68	36.22	10.02	32.23	100	113	PEAK												
	Limit	Read	Ant	Cable	Preamp	APos	TPos																																										
Freq	Level	Line	Margin	Level	Factor	Loss Factor	Remark																																										
MHz	dBuV/m	dBuV/m	dB	dBuV	dB/m	dB	cm																																										
1	5725.03	56.69	68.30	-11.61	42.68	36.22	10.02	32.23	100	113	PEAK																																						
 <p style="text-align: right;">Date: 2024-01-19</p> <table border="1"> <thead> <tr> <th>Limit</th> <th>Read</th> <th>Ant</th> <th>Cable</th> <th>Preamp</th> <th>APos</th> <th>TPos</th> <th></th> </tr> <tr> <th>Freq</th> <th>Level</th> <th>Line</th> <th>Margin</th> <th>Level</th> <th>Factor</th> <th>Loss Factor</th> <th>Remark</th> </tr> <tr> <th>MHz</th> <th>dBuV/m</th> <th>dBuV/m</th> <th>dB</th> <th>dBuV</th> <th>dB/m</th> <th>dB</th> <th>cm</th> </tr> </thead> <tbody> <tr> <td>1</td> <td>1386.00</td> <td>56.60</td> <td>74.00</td> <td>-17.40</td> <td>57.54</td> <td>29.42</td> <td>4.13</td> <td>34.49</td> <td>100</td> <td>113</td> <td>PEAK</td> </tr> <tr> <td>2</td> <td>5700.00</td> <td>102.02</td> <td>-----</td> <td>-----</td> <td>88.06</td> <td>36.19</td> <td>9.97</td> <td>32.20</td> <td>100</td> <td>113</td> <td>PEAK</td> </tr> </tbody> </table>	Limit	Read	Ant	Cable	Preamp	APos	TPos		Freq	Level	Line	Margin	Level	Factor	Loss Factor	Remark	MHz	dBuV/m	dBuV/m	dB	dBuV	dB/m	dB	cm	1	1386.00	56.60	74.00	-17.40	57.54	29.42	4.13	34.49	100	113	PEAK	2	5700.00	102.02	-----	-----	88.06	36.19	9.97	32.20	100	113	PEAK	
Limit	Read	Ant	Cable	Preamp	APos	TPos																																											
Freq	Level	Line	Margin	Level	Factor	Loss Factor	Remark																																										
MHz	dBuV/m	dBuV/m	dB	dBuV	dB/m	dB	cm																																										
1	1386.00	56.60	74.00	-17.40	57.54	29.42	4.13	34.49	100	113	PEAK																																						
2	5700.00	102.02	-----	-----	88.06	36.19	9.97	32.20	100	113	PEAK																																						
Avg	Blank																																																
	 <p style="text-align: right;">Date: 2024-01-19</p> <table border="1"> <thead> <tr> <th>Limit</th> <th>Read</th> <th>Ant</th> <th>Cable</th> <th>Preamp</th> <th>APos</th> <th>TPos</th> <th></th> </tr> <tr> <th>Freq</th> <th>Level</th> <th>Line</th> <th>Margin</th> <th>Level</th> <th>Factor</th> <th>Loss Factor</th> <th>Remark</th> </tr> <tr> <th>MHz</th> <th>dBuV/m</th> <th>dBuV/m</th> <th>dB</th> <th>dBuV</th> <th>dB/m</th> <th>dB</th> <th>cm</th> </tr> </thead> <tbody> <tr> <td>1</td> <td>1386.00</td> <td>52.27</td> <td>54.00</td> <td>-1.73</td> <td>53.21</td> <td>29.42</td> <td>4.13</td> <td>34.49</td> <td>100</td> <td>113</td> <td>AVERAGE</td> </tr> <tr> <td>2</td> <td>5700.00</td> <td>95.76</td> <td>-----</td> <td>-----</td> <td>81.80</td> <td>36.19</td> <td>9.97</td> <td>32.20</td> <td>100</td> <td>113</td> <td>AVERAGE</td> </tr> </tbody> </table>	Limit	Read	Ant	Cable	Preamp	APos	TPos		Freq	Level	Line	Margin	Level	Factor	Loss Factor	Remark	MHz	dBuV/m	dBuV/m	dB	dBuV	dB/m	dB	cm	1	1386.00	52.27	54.00	-1.73	53.21	29.42	4.13	34.49	100	113	AVERAGE	2	5700.00	95.76	-----	-----	81.80	36.19	9.97	32.20	100	113	AVERAGE
Limit	Read	Ant	Cable	Preamp	APos	TPos																																											
Freq	Level	Line	Margin	Level	Factor	Loss Factor	Remark																																										
MHz	dBuV/m	dBuV/m	dB	dBuV	dB/m	dB	cm																																										
1	1386.00	52.27	54.00	-1.73	53.21	29.42	4.13	34.49	100	113	AVERAGE																																						
2	5700.00	95.76	-----	-----	81.80	36.19	9.97	32.20	100	113	AVERAGE																																						



		27																																																																							
Mode	Band Edge - L																																																																								
	U-NII-2C_5.47-5.725_802.11ax HE20_CH140_5700MHz																																																																								
ANT	CDD 0+1																																																																								
Pol.	Vertical	Fundamental																																																																							
Peak	<p style="text-align: right;">Date: 2024-01-19</p>		<p style="text-align: right;">Date: 2024-01-19</p>																																																																						
	<table border="1"> <thead> <tr> <th>Limit Freq</th> <th>Limit Level</th> <th>Read Level</th> <th>Line Margin</th> <th>Ant Level</th> <th>Cable Loss</th> <th>Preamp Loss</th> <th>APos</th> <th>TPos</th> <th>Remark</th> </tr> <tr> <th>MHz</th> <th>dBuV/m</th> <th>dBuV/m</th> <th>dB</th> <th>dBuV</th> <th>dB/m</th> <th>dB</th> <th>cm</th> <th>deg</th> <th></th> </tr> </thead> <tbody> <tr> <td>1 5725.16</td> <td>66.26</td> <td>68.30</td> <td>-2.04</td> <td>52.25</td> <td>36.22</td> <td>10.02</td> <td>32.23</td> <td>267</td> <td>361 PEAK</td> </tr> </tbody> </table>		Limit Freq	Limit Level	Read Level	Line Margin	Ant Level	Cable Loss	Preamp Loss	APos	TPos	Remark	MHz	dBuV/m	dBuV/m	dB	dBuV	dB/m	dB	cm	deg		1 5725.16	66.26	68.30	-2.04	52.25	36.22	10.02	32.23	267	361 PEAK	<table border="1"> <thead> <tr> <th>Limit Freq</th> <th>Limit Level</th> <th>Read Level</th> <th>Line Margin</th> <th>Ant Level</th> <th>Cable Loss</th> <th>Preamp Loss</th> <th>APos</th> <th>TPos</th> <th>Remark</th> </tr> <tr> <th>MHz</th> <th>dBuV/m</th> <th>dBuV/m</th> <th>dB</th> <th>dBuV</th> <th>dB/m</th> <th>dB</th> <th>cm</th> <th>deg</th> <th></th> </tr> </thead> <tbody> <tr> <td>1 1386.00</td> <td>57.88</td> <td>74.00</td> <td>-16.12</td> <td>58.82</td> <td>29.42</td> <td>4.13</td> <td>34.49</td> <td>267</td> <td>361 PEAK</td> </tr> <tr> <td>2 5700.00</td> <td>111.50</td> <td>-----</td> <td>-----</td> <td>97.54</td> <td>36.19</td> <td>9.97</td> <td>32.20</td> <td>267</td> <td>361 PEAK</td> </tr> </tbody> </table>		Limit Freq	Limit Level	Read Level	Line Margin	Ant Level	Cable Loss	Preamp Loss	APos	TPos	Remark	MHz	dBuV/m	dBuV/m	dB	dBuV	dB/m	dB	cm	deg		1 1386.00	57.88	74.00	-16.12	58.82	29.42	4.13	34.49	267	361 PEAK	2 5700.00	111.50	-----	-----	97.54	36.19	9.97	32.20	267
Limit Freq	Limit Level	Read Level	Line Margin	Ant Level	Cable Loss	Preamp Loss	APos	TPos	Remark																																																																
MHz	dBuV/m	dBuV/m	dB	dBuV	dB/m	dB	cm	deg																																																																	
1 5725.16	66.26	68.30	-2.04	52.25	36.22	10.02	32.23	267	361 PEAK																																																																
Limit Freq	Limit Level	Read Level	Line Margin	Ant Level	Cable Loss	Preamp Loss	APos	TPos	Remark																																																																
MHz	dBuV/m	dBuV/m	dB	dBuV	dB/m	dB	cm	deg																																																																	
1 1386.00	57.88	74.00	-16.12	58.82	29.42	4.13	34.49	267	361 PEAK																																																																
2 5700.00	111.50	-----	-----	97.54	36.19	9.97	32.20	267	361 PEAK																																																																
Avg	Blank		<p style="text-align: right;">Date: 2024-01-19</p>																																																																						
			<table border="1"> <thead> <tr> <th>Limit Freq</th> <th>Limit Level</th> <th>Read Level</th> <th>Line Margin</th> <th>Ant Level</th> <th>Cable Loss</th> <th>Preamp Loss</th> <th>APos</th> <th>TPos</th> <th>Remark</th> </tr> <tr> <th>MHz</th> <th>dBuV/m</th> <th>dBuV/m</th> <th>dB</th> <th>dBuV</th> <th>dB/m</th> <th>dB</th> <th>cm</th> <th>deg</th> <th></th> </tr> </thead> <tbody> <tr> <td>1 1384.00</td> <td>52.03</td> <td>54.00</td> <td>-1.97</td> <td>52.97</td> <td>29.42</td> <td>4.13</td> <td>34.49</td> <td>267</td> <td>361 AVERAGE</td> </tr> <tr> <td>2 5700.00</td> <td>104.05</td> <td>-----</td> <td>-----</td> <td>90.09</td> <td>36.19</td> <td>9.97</td> <td>32.20</td> <td>267</td> <td>361 AVERAGE</td> </tr> </tbody> </table>		Limit Freq	Limit Level	Read Level	Line Margin	Ant Level	Cable Loss	Preamp Loss	APos	TPos	Remark	MHz	dBuV/m	dBuV/m	dB	dBuV	dB/m	dB	cm	deg		1 1384.00	52.03	54.00	-1.97	52.97	29.42	4.13	34.49	267	361 AVERAGE	2 5700.00	104.05	-----	-----	90.09	36.19	9.97	32.20	267	361 AVERAGE																													
Limit Freq	Limit Level	Read Level	Line Margin	Ant Level	Cable Loss	Preamp Loss	APos	TPos	Remark																																																																
MHz	dBuV/m	dBuV/m	dB	dBuV	dB/m	dB	cm	deg																																																																	
1 1384.00	52.03	54.00	-1.97	52.97	29.42	4.13	34.49	267	361 AVERAGE																																																																
2 5700.00	104.05	-----	-----	90.09	36.19	9.97	32.20	267	361 AVERAGE																																																																



27																																																	
Mode	Harmonic																																																
	U-NII-2C_5.47-5.725_802.11ax HE20_CH140_5700MHz																																																
ANT	CDD 0+1																																																
Pol.	Horizontal																																																
Peak Avg	<table border="1"> <thead> <tr> <th>Limit</th> <th>Read</th> <th>Ant</th> <th>Cable</th> <th>Preamp</th> <th>Apos</th> <th>Tpos</th> <th>Remark</th> </tr> <tr> <th>Freq</th> <th>Level</th> <th>Line</th> <th>Margin</th> <th>Level</th> <th>Factor</th> <th>Loss</th> <th>Factor</th> </tr> <tr> <th>MHz</th> <th>dBuV/m</th> <th>dBuV/m</th> <th>dB</th> <th>dBuV</th> <th>dB/m</th> <th>dB</th> <th>dB</th> </tr> </thead> <tbody> <tr> <td>1</td> <td>11400.00</td> <td>48.28</td> <td>74.00</td> <td>-25.72</td> <td>59.75</td> <td>39.16</td> <td>12.81</td> <td>63.44</td> <td>---</td> <td>---</td> <td>Peak</td> </tr> <tr> <td>2</td> <td>17100.00</td> <td>51.50</td> <td>68.30</td> <td>-16.80</td> <td>59.40</td> <td>41.71</td> <td>15.62</td> <td>65.23</td> <td>---</td> <td>---</td> <td>Peak</td> </tr> </tbody> </table>	Limit	Read	Ant	Cable	Preamp	Apos	Tpos	Remark	Freq	Level	Line	Margin	Level	Factor	Loss	Factor	MHz	dBuV/m	dBuV/m	dB	dBuV	dB/m	dB	dB	1	11400.00	48.28	74.00	-25.72	59.75	39.16	12.81	63.44	---	---	Peak	2	17100.00	51.50	68.30	-16.80	59.40	41.71	15.62	65.23	---	---	Peak
	Limit	Read	Ant	Cable	Preamp	Apos	Tpos	Remark																																									
Freq	Level	Line	Margin	Level	Factor	Loss	Factor																																										
MHz	dBuV/m	dBuV/m	dB	dBuV	dB/m	dB	dB																																										
1	11400.00	48.28	74.00	-25.72	59.75	39.16	12.81	63.44	---	---	Peak																																						
2	17100.00	51.50	68.30	-16.80	59.40	41.71	15.62	65.23	---	---	Peak																																						
	<table border="1"> <thead> <tr> <th>Limit</th> <th>Read</th> <th>Ant</th> <th>Cable</th> <th>Preamp</th> <th>Apos</th> <th>Tpos</th> <th>Remark</th> </tr> <tr> <th>Freq</th> <th>Level</th> <th>Line</th> <th>Margin</th> <th>Level</th> <th>Factor</th> <th>Loss</th> <th>Factor</th> </tr> <tr> <th>MHz</th> <th>dBuV/m</th> <th>dBuV/m</th> <th>dB</th> <th>dBuV</th> <th>dB/m</th> <th>dB</th> <th>dB</th> </tr> </thead> <tbody> <tr> <td>1</td> <td>11400.00</td> <td>47.87</td> <td>74.00</td> <td>-26.13</td> <td>59.34</td> <td>39.16</td> <td>12.81</td> <td>63.44</td> <td>---</td> <td>---</td> <td>Peak</td> </tr> <tr> <td>2</td> <td>17100.00</td> <td>50.94</td> <td>68.30</td> <td>-17.36</td> <td>58.84</td> <td>41.71</td> <td>15.62</td> <td>65.23</td> <td>---</td> <td>---</td> <td>Peak</td> </tr> </tbody> </table>	Limit	Read	Ant	Cable	Preamp	Apos	Tpos	Remark	Freq	Level	Line	Margin	Level	Factor	Loss	Factor	MHz	dBuV/m	dBuV/m	dB	dBuV	dB/m	dB	dB	1	11400.00	47.87	74.00	-26.13	59.34	39.16	12.81	63.44	---	---	Peak	2	17100.00	50.94	68.30	-17.36	58.84	41.71	15.62	65.23	---	---	Peak
Limit	Read	Ant	Cable	Preamp	Apos	Tpos	Remark																																										
Freq	Level	Line	Margin	Level	Factor	Loss	Factor																																										
MHz	dBuV/m	dBuV/m	dB	dBuV	dB/m	dB	dB																																										
1	11400.00	47.87	74.00	-26.13	59.34	39.16	12.81	63.44	---	---	Peak																																						
2	17100.00	50.94	68.30	-17.36	58.84	41.71	15.62	65.23	---	---	Peak																																						



		28																																																																												
Mode	Band Edge																																																																													
	U-NII-1_5.15-5.25_802.11ax HE20_CH36_Partial_5180MHz																																																																													
ANT	CDD 0+1																																																																													
Pol.	Horizontal	Fundamental																																																																												
Peak	<table border="1"> <thead> <tr> <th>Limit</th> <th>Margin</th> <th>Read</th> <th>Ant</th> <th>Cable</th> <th>Preamp</th> <th>APos</th> <th>TPos</th> <th>Remark</th> </tr> <tr> <th>Freq</th> <th>Level</th> <th>Line</th> <th>Level</th> <th>Factor</th> <th>Loss Factor</th> <th>cm</th> <th>deg</th> <th></th> </tr> <tr> <th>MHz</th> <th>dBuV/m</th> <th>dBuV/m</th> <th>dBuV</th> <th>dB/m</th> <th>dB</th> <th>dB</th> <th>cm</th> <th>deg</th> </tr> </thead> <tbody> <tr> <td>1</td> <td>5059.76</td> <td>50.69</td> <td>74.00</td> <td>-23.31</td> <td>38.85</td> <td>36.16</td> <td>8.37</td> <td>32.69</td> <td>179</td> <td>23 PEAK</td> </tr> </tbody> </table>	Limit	Margin	Read	Ant	Cable	Preamp	APos	TPos	Remark	Freq	Level	Line	Level	Factor	Loss Factor	cm	deg		MHz	dBuV/m	dBuV/m	dBuV	dB/m	dB	dB	cm	deg	1	5059.76	50.69	74.00	-23.31	38.85	36.16	8.37	32.69	179	23 PEAK	<table border="1"> <thead> <tr> <th>Limit</th> <th>Margin</th> <th>Read</th> <th>Ant</th> <th>Cable</th> <th>Preamp</th> <th>APos</th> <th>TPos</th> <th>Remark</th> </tr> <tr> <th>Freq</th> <th>Level</th> <th>Line</th> <th>Level</th> <th>Factor</th> <th>Loss Factor</th> <th>cm</th> <th>deg</th> <th></th> </tr> <tr> <th>MHz</th> <th>dBuV/m</th> <th>dBuV/m</th> <th>dBuV</th> <th>dB/m</th> <th>dB</th> <th>dB</th> <th>cm</th> <th>deg</th> </tr> </thead> <tbody> <tr> <td>1</td> <td>5180.00</td> <td>91.15</td> <td>-----</td> <td>-----</td> <td>79.15</td> <td>36.10</td> <td>8.57</td> <td>32.67</td> <td>179</td> <td>23 PEAK</td> </tr> </tbody> </table>	Limit	Margin	Read	Ant	Cable	Preamp	APos	TPos	Remark	Freq	Level	Line	Level	Factor	Loss Factor	cm	deg		MHz	dBuV/m	dBuV/m	dBuV	dB/m	dB	dB	cm	deg	1	5180.00	91.15	-----	-----	79.15	36.10	8.57	32.67	179	23 PEAK
	Limit	Margin	Read	Ant	Cable	Preamp	APos	TPos	Remark																																																																					
Freq	Level	Line	Level	Factor	Loss Factor	cm	deg																																																																							
MHz	dBuV/m	dBuV/m	dBuV	dB/m	dB	dB	cm	deg																																																																						
1	5059.76	50.69	74.00	-23.31	38.85	36.16	8.37	32.69	179	23 PEAK																																																																				
Limit	Margin	Read	Ant	Cable	Preamp	APos	TPos	Remark																																																																						
Freq	Level	Line	Level	Factor	Loss Factor	cm	deg																																																																							
MHz	dBuV/m	dBuV/m	dBuV	dB/m	dB	dB	cm	deg																																																																						
1	5180.00	91.15	-----	-----	79.15	36.10	8.57	32.67	179	23 PEAK																																																																				
Avg	<table border="1"> <thead> <tr> <th>Limit</th> <th>Margin</th> <th>Read</th> <th>Ant</th> <th>Cable</th> <th>Preamp</th> <th>APos</th> <th>TPos</th> <th>Remark</th> </tr> <tr> <th>Freq</th> <th>Level</th> <th>Line</th> <th>Level</th> <th>Factor</th> <th>Loss Factor</th> <th>cm</th> <th>deg</th> <th></th> </tr> <tr> <th>MHz</th> <th>dBuV/m</th> <th>dBuV/m</th> <th>dBuV</th> <th>dB/m</th> <th>dB</th> <th>dB</th> <th>cm</th> <th>deg</th> </tr> </thead> <tbody> <tr> <td>1</td> <td>5010.98</td> <td>43.31</td> <td>54.00</td> <td>-10.69</td> <td>31.51</td> <td>36.19</td> <td>8.31</td> <td>32.70</td> <td>179</td> <td>23 AVERAGE</td> </tr> </tbody> </table>	Limit	Margin	Read	Ant	Cable	Preamp	APos	TPos	Remark	Freq	Level	Line	Level	Factor	Loss Factor	cm	deg		MHz	dBuV/m	dBuV/m	dBuV	dB/m	dB	dB	cm	deg	1	5010.98	43.31	54.00	-10.69	31.51	36.19	8.31	32.70	179	23 AVERAGE	<table border="1"> <thead> <tr> <th>Limit</th> <th>Margin</th> <th>Read</th> <th>Ant</th> <th>Cable</th> <th>Preamp</th> <th>APos</th> <th>TPos</th> <th>Remark</th> </tr> <tr> <th>Freq</th> <th>Level</th> <th>Line</th> <th>Level</th> <th>Factor</th> <th>Loss Factor</th> <th>cm</th> <th>deg</th> <th></th> </tr> <tr> <th>MHz</th> <th>dBuV/m</th> <th>dBuV/m</th> <th>dBuV</th> <th>dB/m</th> <th>dB</th> <th>dB</th> <th>cm</th> <th>deg</th> </tr> </thead> <tbody> <tr> <td>1</td> <td>5180.00</td> <td>84.86</td> <td>-----</td> <td>-----</td> <td>72.86</td> <td>36.10</td> <td>8.57</td> <td>32.67</td> <td>179</td> <td>23 AVERAGE</td> </tr> </tbody> </table>	Limit	Margin	Read	Ant	Cable	Preamp	APos	TPos	Remark	Freq	Level	Line	Level	Factor	Loss Factor	cm	deg		MHz	dBuV/m	dBuV/m	dBuV	dB/m	dB	dB	cm	deg	1	5180.00	84.86	-----	-----	72.86	36.10	8.57	32.67	179	23 AVERAGE
Limit	Margin	Read	Ant	Cable	Preamp	APos	TPos	Remark																																																																						
Freq	Level	Line	Level	Factor	Loss Factor	cm	deg																																																																							
MHz	dBuV/m	dBuV/m	dBuV	dB/m	dB	dB	cm	deg																																																																						
1	5010.98	43.31	54.00	-10.69	31.51	36.19	8.31	32.70	179	23 AVERAGE																																																																				
Limit	Margin	Read	Ant	Cable	Preamp	APos	TPos	Remark																																																																						
Freq	Level	Line	Level	Factor	Loss Factor	cm	deg																																																																							
MHz	dBuV/m	dBuV/m	dBuV	dB/m	dB	dB	cm	deg																																																																						
1	5180.00	84.86	-----	-----	72.86	36.10	8.57	32.67	179	23 AVERAGE																																																																				
Mode	28																																																																													



		Band Edge																																																																																		
		U-NII-1_5.15-5.25_802.11ax HE20_CH36_Partial_5180MHz																																																																																		
ANT	CDD 0+1																																																																																			
Pol.	Vertical	Fundamental																																																																																		
Peak	<p style="text-align: right;">Date: 2024-02-26</p> <table border="1" style="width: 100%; border-collapse: collapse; margin-top: 10px;"> <thead> <tr> <th></th> <th>Limit</th> <th>Margin</th> <th>Read</th> <th>Ant</th> <th>Cable</th> <th>Preamp</th> <th>APos</th> <th>TPos</th> <th></th> </tr> <tr> <th>Freq</th> <th>Level</th> <th>Line</th> <th>(dB)</th> <th>Level</th> <th>Factor</th> <th>Loss Factor</th> <th></th> <th></th> <th>Remark</th> </tr> <tr> <th></th> <th>MHz</th> <th>dBuV/m</th> <th>dBuV/m</th> <th>dBuV</th> <th>dB/m</th> <th>dB</th> <th>dB</th> <th>cm</th> <th>deg</th> </tr> </thead> <tbody> <tr> <td>1</td> <td>5131.22</td> <td>52.80</td> <td>74.00</td> <td>-21.20</td> <td>40.85</td> <td>36.12</td> <td>8.50</td> <td>32.67</td> <td>200</td> <td>300 PEAK</td> </tr> </tbody> </table>		Limit	Margin	Read	Ant	Cable	Preamp	APos	TPos		Freq	Level	Line	(dB)	Level	Factor	Loss Factor			Remark		MHz	dBuV/m	dBuV/m	dBuV	dB/m	dB	dB	cm	deg	1	5131.22	52.80	74.00	-21.20	40.85	36.12	8.50	32.67	200	300 PEAK	<p style="text-align: right;">Date: 2024-02-26</p> <table border="1" style="width: 100%; border-collapse: collapse; margin-top: 10px;"> <thead> <tr> <th></th> <th>Limit</th> <th>Margin</th> <th>Read</th> <th>Ant</th> <th>Cable</th> <th>Preamp</th> <th>APos</th> <th>TPos</th> <th></th> </tr> <tr> <th>Freq</th> <th>Level</th> <th>Line</th> <th>(dB)</th> <th>Level</th> <th>Factor</th> <th>Loss Factor</th> <th></th> <th></th> <th>Remark</th> </tr> <tr> <th></th> <th>MHz</th> <th>dBuV/m</th> <th>dBuV/m</th> <th>dBuV</th> <th>dB/m</th> <th>dB</th> <th>dB</th> <th>cm</th> <th>deg</th> </tr> </thead> <tbody> <tr> <td>1</td> <td>5180.00</td> <td>110.08</td> <td>-----</td> <td>-----</td> <td>98.08</td> <td>36.10</td> <td>8.57</td> <td>32.67</td> <td>200</td> <td>300 PEAK</td> </tr> </tbody> </table>		Limit	Margin	Read	Ant	Cable	Preamp	APos	TPos		Freq	Level	Line	(dB)	Level	Factor	Loss Factor			Remark		MHz	dBuV/m	dBuV/m	dBuV	dB/m	dB	dB	cm	deg	1	5180.00	110.08	-----	-----	98.08	36.10	8.57	32.67	200	300 PEAK
		Limit	Margin	Read	Ant	Cable	Preamp	APos	TPos																																																																											
Freq	Level	Line	(dB)	Level	Factor	Loss Factor			Remark																																																																											
	MHz	dBuV/m	dBuV/m	dBuV	dB/m	dB	dB	cm	deg																																																																											
1	5131.22	52.80	74.00	-21.20	40.85	36.12	8.50	32.67	200	300 PEAK																																																																										
	Limit	Margin	Read	Ant	Cable	Preamp	APos	TPos																																																																												
Freq	Level	Line	(dB)	Level	Factor	Loss Factor			Remark																																																																											
	MHz	dBuV/m	dBuV/m	dBuV	dB/m	dB	dB	cm	deg																																																																											
1	5180.00	110.08	-----	-----	98.08	36.10	8.57	32.67	200	300 PEAK																																																																										
Avg	<p style="text-align: right;">Date: 2024-02-26</p> <table border="1" style="width: 100%; border-collapse: collapse; margin-top: 10px;"> <thead> <tr> <th></th> <th>Limit</th> <th>Margin</th> <th>Read</th> <th>Ant</th> <th>Cable</th> <th>Preamp</th> <th>APos</th> <th>TPos</th> <th></th> </tr> <tr> <th>Freq</th> <th>Level</th> <th>Line</th> <th>(dB)</th> <th>Level</th> <th>Factor</th> <th>Loss Factor</th> <th></th> <th></th> <th>Remark</th> </tr> <tr> <th></th> <th>MHz</th> <th>dBuV/m</th> <th>dBuV/m</th> <th>dBuV</th> <th>dB/m</th> <th>dB</th> <th>dB</th> <th>cm</th> <th>deg</th> </tr> </thead> <tbody> <tr> <td>1</td> <td>5131.94</td> <td>44.32</td> <td>54.00</td> <td>-9.68</td> <td>32.37</td> <td>36.12</td> <td>8.50</td> <td>32.67</td> <td>200</td> <td>300 AVERAGE</td> </tr> </tbody> </table>		Limit	Margin	Read	Ant	Cable	Preamp	APos	TPos		Freq	Level	Line	(dB)	Level	Factor	Loss Factor			Remark		MHz	dBuV/m	dBuV/m	dBuV	dB/m	dB	dB	cm	deg	1	5131.94	44.32	54.00	-9.68	32.37	36.12	8.50	32.67	200	300 AVERAGE	<p style="text-align: right;">Date: 2024-02-26</p> <table border="1" style="width: 100%; border-collapse: collapse; margin-top: 10px;"> <thead> <tr> <th></th> <th>Limit</th> <th>Margin</th> <th>Read</th> <th>Ant</th> <th>Cable</th> <th>Preamp</th> <th>APos</th> <th>TPos</th> <th></th> </tr> <tr> <th>Freq</th> <th>Level</th> <th>Line</th> <th>(dB)</th> <th>Level</th> <th>Factor</th> <th>Loss Factor</th> <th></th> <th></th> <th>Remark</th> </tr> <tr> <th></th> <th>MHz</th> <th>dBuV/m</th> <th>dBuV/m</th> <th>dBuV</th> <th>dB/m</th> <th>dB</th> <th>dB</th> <th>cm</th> <th>deg</th> </tr> </thead> <tbody> <tr> <td>1</td> <td>5180.00</td> <td>103.97</td> <td>-----</td> <td>-----</td> <td>91.97</td> <td>36.10</td> <td>8.57</td> <td>32.67</td> <td>200</td> <td>300 AVERAGE</td> </tr> </tbody> </table>		Limit	Margin	Read	Ant	Cable	Preamp	APos	TPos		Freq	Level	Line	(dB)	Level	Factor	Loss Factor			Remark		MHz	dBuV/m	dBuV/m	dBuV	dB/m	dB	dB	cm	deg	1	5180.00	103.97	-----	-----	91.97	36.10	8.57	32.67	200	300 AVERAGE
	Limit	Margin	Read	Ant	Cable	Preamp	APos	TPos																																																																												
Freq	Level	Line	(dB)	Level	Factor	Loss Factor			Remark																																																																											
	MHz	dBuV/m	dBuV/m	dBuV	dB/m	dB	dB	cm	deg																																																																											
1	5131.94	44.32	54.00	-9.68	32.37	36.12	8.50	32.67	200	300 AVERAGE																																																																										
	Limit	Margin	Read	Ant	Cable	Preamp	APos	TPos																																																																												
Freq	Level	Line	(dB)	Level	Factor	Loss Factor			Remark																																																																											
	MHz	dBuV/m	dBuV/m	dBuV	dB/m	dB	dB	cm	deg																																																																											
1	5180.00	103.97	-----	-----	91.97	36.10	8.57	32.67	200	300 AVERAGE																																																																										

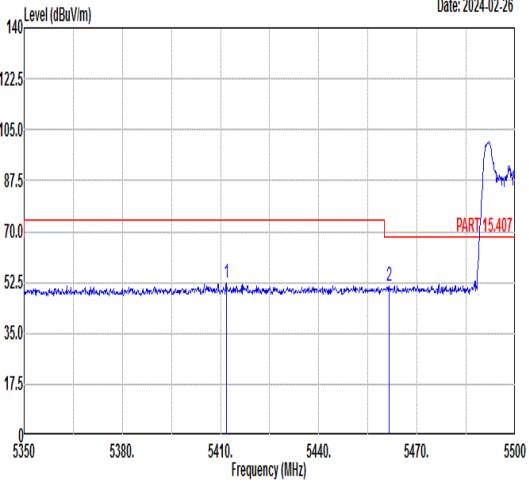
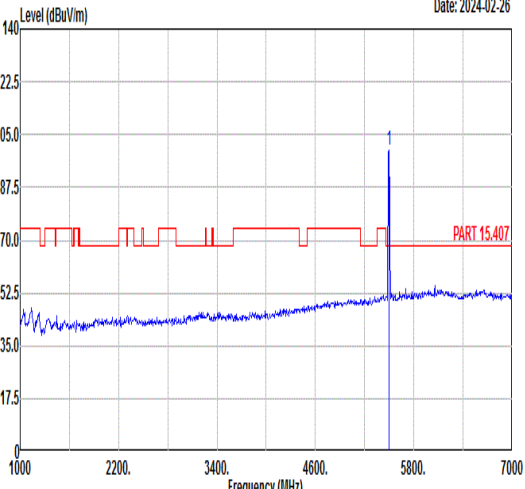
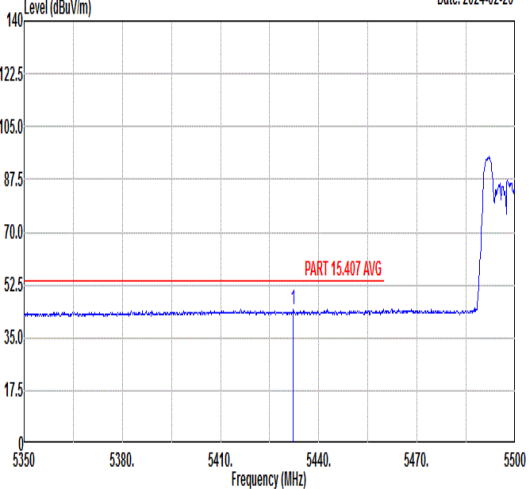
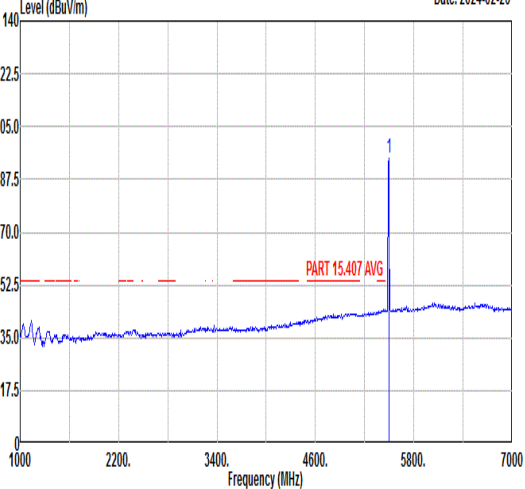


31																																								
Mode	Band Edge																																							
	U-NII-2A_5.25-5.35_802.11ax HE20_CH64_Partial_5320MHz																																							
ANT	CDD 0+1																																							
Pol.	Horizontal																																							
Peak	<table border="1"> <thead> <tr> <th>Limit</th> <th>Margin</th> <th>Read</th> <th>Ant</th> <th>Cable</th> <th>Preamp</th> <th>APos</th> <th>TPos</th> <th>Remark</th> </tr> <tr> <th>Freq</th> <th>Level</th> <th>Line</th> <th>Level</th> <th>Factor</th> <th>Loss Factor</th> <th>cm</th> <th>deg</th> <th></th> </tr> <tr> <th>MHz</th> <th>dBuV/m</th> <th>dBuV/m</th> <th>dBuV</th> <th>dB/m</th> <th>dB</th> <th>dB</th> <th>cm</th> <th>deg</th> </tr> </thead> <tbody> <tr> <td>1</td> <td>5420.94</td> <td>52.25</td> <td>74.00</td> <td>-21.75</td> <td>39.25</td> <td>35.95</td> <td>9.67</td> <td>32.62</td> <td>179</td> <td>23</td> <td>PEAK</td> </tr> </tbody> </table>	Limit	Margin	Read	Ant	Cable	Preamp	APos	TPos	Remark	Freq	Level	Line	Level	Factor	Loss Factor	cm	deg		MHz	dBuV/m	dBuV/m	dBuV	dB/m	dB	dB	cm	deg	1	5420.94	52.25	74.00	-21.75	39.25	35.95	9.67	32.62	179	23	PEAK
	Limit	Margin	Read	Ant	Cable	Preamp	APos	TPos	Remark																															
Freq	Level	Line	Level	Factor	Loss Factor	cm	deg																																	
MHz	dBuV/m	dBuV/m	dBuV	dB/m	dB	dB	cm	deg																																
1	5420.94	52.25	74.00	-21.75	39.25	35.95	9.67	32.62	179	23	PEAK																													
<table border="1"> <thead> <tr> <th>Limit</th> <th>Margin</th> <th>Read</th> <th>Ant</th> <th>Cable</th> <th>Preamp</th> <th>APos</th> <th>TPos</th> <th>Remark</th> </tr> <tr> <th>Freq</th> <th>Level</th> <th>Line</th> <th>Level</th> <th>Factor</th> <th>Loss Factor</th> <th>cm</th> <th>deg</th> <th></th> </tr> <tr> <th>MHz</th> <th>dBuV/m</th> <th>dBuV/m</th> <th>dBuV</th> <th>dB/m</th> <th>dB</th> <th>dB</th> <th>cm</th> <th>deg</th> </tr> </thead> <tbody> <tr> <td>1</td> <td>5320.00</td> <td>100.46</td> <td>-----</td> <td>-----</td> <td>87.85</td> <td>36.00</td> <td>9.24</td> <td>32.63</td> <td>179</td> <td>23</td> <td>PEAK</td> </tr> </tbody> </table>	Limit	Margin	Read	Ant	Cable	Preamp	APos	TPos	Remark	Freq	Level	Line	Level	Factor	Loss Factor	cm	deg		MHz	dBuV/m	dBuV/m	dBuV	dB/m	dB	dB	cm	deg	1	5320.00	100.46	-----	-----	87.85	36.00	9.24	32.63	179	23	PEAK	
Limit	Margin	Read	Ant	Cable	Preamp	APos	TPos	Remark																																
Freq	Level	Line	Level	Factor	Loss Factor	cm	deg																																	
MHz	dBuV/m	dBuV/m	dBuV	dB/m	dB	dB	cm	deg																																
1	5320.00	100.46	-----	-----	87.85	36.00	9.24	32.63	179	23	PEAK																													
Avg	<table border="1"> <thead> <tr> <th>Limit</th> <th>Margin</th> <th>Read</th> <th>Ant</th> <th>Cable</th> <th>Preamp</th> <th>APos</th> <th>TPos</th> <th>Remark</th> </tr> <tr> <th>Freq</th> <th>Level</th> <th>Line</th> <th>Level</th> <th>Factor</th> <th>Loss Factor</th> <th>cm</th> <th>deg</th> <th></th> </tr> <tr> <th>MHz</th> <th>dBuV/m</th> <th>dBuV/m</th> <th>dBuV</th> <th>dB/m</th> <th>dB</th> <th>dB</th> <th>cm</th> <th>deg</th> </tr> </thead> <tbody> <tr> <td>1</td> <td>5416.32</td> <td>44.43</td> <td>54.00</td> <td>-9.57</td> <td>31.44</td> <td>35.95</td> <td>9.66</td> <td>32.62</td> <td>179</td> <td>23</td> <td>AVERAGE</td> </tr> </tbody> </table>	Limit	Margin	Read	Ant	Cable	Preamp	APos	TPos	Remark	Freq	Level	Line	Level	Factor	Loss Factor	cm	deg		MHz	dBuV/m	dBuV/m	dBuV	dB/m	dB	dB	cm	deg	1	5416.32	44.43	54.00	-9.57	31.44	35.95	9.66	32.62	179	23	AVERAGE
	Limit	Margin	Read	Ant	Cable	Preamp	APos	TPos	Remark																															
Freq	Level	Line	Level	Factor	Loss Factor	cm	deg																																	
MHz	dBuV/m	dBuV/m	dBuV	dB/m	dB	dB	cm	deg																																
1	5416.32	44.43	54.00	-9.57	31.44	35.95	9.66	32.62	179	23	AVERAGE																													
<table border="1"> <thead> <tr> <th>Limit</th> <th>Margin</th> <th>Read</th> <th>Ant</th> <th>Cable</th> <th>Preamp</th> <th>APos</th> <th>TPos</th> <th>Remark</th> </tr> <tr> <th>Freq</th> <th>Level</th> <th>Line</th> <th>Level</th> <th>Factor</th> <th>Loss Factor</th> <th>cm</th> <th>deg</th> <th></th> </tr> <tr> <th>MHz</th> <th>dBuV/m</th> <th>dBuV/m</th> <th>dBuV</th> <th>dB/m</th> <th>dB</th> <th>dB</th> <th>cm</th> <th>deg</th> </tr> </thead> <tbody> <tr> <td>1</td> <td>5320.00</td> <td>94.32</td> <td>-----</td> <td>-----</td> <td>81.71</td> <td>36.00</td> <td>9.24</td> <td>32.63</td> <td>179</td> <td>23</td> <td>AVERAGE</td> </tr> </tbody> </table>	Limit	Margin	Read	Ant	Cable	Preamp	APos	TPos	Remark	Freq	Level	Line	Level	Factor	Loss Factor	cm	deg		MHz	dBuV/m	dBuV/m	dBuV	dB/m	dB	dB	cm	deg	1	5320.00	94.32	-----	-----	81.71	36.00	9.24	32.63	179	23	AVERAGE	
Limit	Margin	Read	Ant	Cable	Preamp	APos	TPos	Remark																																
Freq	Level	Line	Level	Factor	Loss Factor	cm	deg																																	
MHz	dBuV/m	dBuV/m	dBuV	dB/m	dB	dB	cm	deg																																
1	5320.00	94.32	-----	-----	81.71	36.00	9.24	32.63	179	23	AVERAGE																													



		31																																																																														
Mode	Band Edge																																																																															
	U-NII-2A_5.25-5.35_802.11ax HE20_CH64_Partial_5320MHz																																																																															
ANT	CDD 0+1																																																																															
Pol.	Vertical	Fundamental																																																																														
Peak	<p style="text-align: right;">Date: 2024-02-26</p> <table border="1"> <thead> <tr> <th>Limit</th> <th>Margin</th> <th>Read</th> <th>Ant</th> <th>Cable</th> <th>Preamp</th> <th>APos</th> <th>TPos</th> <th>Remark</th> </tr> <tr> <th>Freq</th> <th>Level</th> <th>Line</th> <th>(dB)</th> <th>Level</th> <th>Factor</th> <th>Loss</th> <th>Factor</th> <th></th> </tr> <tr> <th>MHz</th> <th>dBuV/m</th> <th>dBuV/m</th> <th>dBuV</th> <th>dB/m</th> <th>dB</th> <th>dB</th> <th>cm</th> <th>deg</th> </tr> </thead> <tbody> <tr> <td>1</td> <td>5440.96</td> <td>52.63</td> <td>74.00</td> <td>-21.37</td> <td>39.62</td> <td>35.94</td> <td>9.68</td> <td>32.61</td> <td>200</td> <td>300</td> <td>PEAK</td> </tr> </tbody> </table>	Limit	Margin	Read	Ant	Cable	Preamp	APos	TPos	Remark	Freq	Level	Line	(dB)	Level	Factor	Loss	Factor		MHz	dBuV/m	dBuV/m	dBuV	dB/m	dB	dB	cm	deg	1	5440.96	52.63	74.00	-21.37	39.62	35.94	9.68	32.61	200	300	PEAK	<p style="text-align: right;">Date: 2024-02-26</p> <table border="1"> <thead> <tr> <th>Limit</th> <th>Margin</th> <th>Read</th> <th>Ant</th> <th>Cable</th> <th>Preamp</th> <th>APos</th> <th>TPos</th> <th>Remark</th> </tr> <tr> <th>Freq</th> <th>Level</th> <th>Line</th> <th>(dB)</th> <th>Level</th> <th>Factor</th> <th>Loss</th> <th>Factor</th> <th></th> </tr> <tr> <th>MHz</th> <th>dBuV/m</th> <th>dBuV/m</th> <th>dBuV</th> <th>dB/m</th> <th>dB</th> <th>dB</th> <th>cm</th> <th>deg</th> </tr> </thead> <tbody> <tr> <td>1</td> <td>5320.00</td> <td>103.30</td> <td>-----</td> <td>-----</td> <td>90.69</td> <td>36.00</td> <td>9.24</td> <td>32.63</td> <td>200</td> <td>300</td> <td>PEAK</td> </tr> </tbody> </table>	Limit	Margin	Read	Ant	Cable	Preamp	APos	TPos	Remark	Freq	Level	Line	(dB)	Level	Factor	Loss	Factor		MHz	dBuV/m	dBuV/m	dBuV	dB/m	dB	dB	cm	deg	1	5320.00	103.30	-----	-----	90.69	36.00	9.24	32.63	200	300	PEAK
	Limit	Margin	Read	Ant	Cable	Preamp	APos	TPos	Remark																																																																							
Freq	Level	Line	(dB)	Level	Factor	Loss	Factor																																																																									
MHz	dBuV/m	dBuV/m	dBuV	dB/m	dB	dB	cm	deg																																																																								
1	5440.96	52.63	74.00	-21.37	39.62	35.94	9.68	32.61	200	300	PEAK																																																																					
Limit	Margin	Read	Ant	Cable	Preamp	APos	TPos	Remark																																																																								
Freq	Level	Line	(dB)	Level	Factor	Loss	Factor																																																																									
MHz	dBuV/m	dBuV/m	dBuV	dB/m	dB	dB	cm	deg																																																																								
1	5320.00	103.30	-----	-----	90.69	36.00	9.24	32.63	200	300	PEAK																																																																					
Avg	<p style="text-align: right;">Date: 2024-02-26</p> <table border="1"> <thead> <tr> <th>Limit</th> <th>Margin</th> <th>Read</th> <th>Ant</th> <th>Cable</th> <th>Preamp</th> <th>APos</th> <th>TPos</th> <th>Remark</th> </tr> <tr> <th>Freq</th> <th>Level</th> <th>Line</th> <th>(dB)</th> <th>Level</th> <th>Factor</th> <th>Loss</th> <th>Factor</th> <th></th> </tr> <tr> <th>MHz</th> <th>dBuV/m</th> <th>dBuV/m</th> <th>dBuV</th> <th>dB/m</th> <th>dB</th> <th>dB</th> <th>cm</th> <th>deg</th> </tr> </thead> <tbody> <tr> <td>1</td> <td>5436.76</td> <td>44.44</td> <td>54.00</td> <td>-9.56</td> <td>31.43</td> <td>35.94</td> <td>9.68</td> <td>32.61</td> <td>200</td> <td>300</td> <td>AVERAGE</td> </tr> </tbody> </table>	Limit	Margin	Read	Ant	Cable	Preamp	APos	TPos	Remark	Freq	Level	Line	(dB)	Level	Factor	Loss	Factor		MHz	dBuV/m	dBuV/m	dBuV	dB/m	dB	dB	cm	deg	1	5436.76	44.44	54.00	-9.56	31.43	35.94	9.68	32.61	200	300	AVERAGE	<p style="text-align: right;">Date: 2024-02-26</p> <table border="1"> <thead> <tr> <th>Limit</th> <th>Margin</th> <th>Read</th> <th>Ant</th> <th>Cable</th> <th>Preamp</th> <th>APos</th> <th>TPos</th> <th>Remark</th> </tr> <tr> <th>Freq</th> <th>Level</th> <th>Line</th> <th>(dB)</th> <th>Level</th> <th>Factor</th> <th>Loss</th> <th>Factor</th> <th></th> </tr> <tr> <th>MHz</th> <th>dBuV/m</th> <th>dBuV/m</th> <th>dBuV</th> <th>dB/m</th> <th>dB</th> <th>dB</th> <th>cm</th> <th>deg</th> </tr> </thead> <tbody> <tr> <td>1</td> <td>5320.00</td> <td>95.42</td> <td>-----</td> <td>-----</td> <td>82.81</td> <td>36.00</td> <td>9.24</td> <td>32.63</td> <td>200</td> <td>300</td> <td>AVERAGE</td> </tr> </tbody> </table>	Limit	Margin	Read	Ant	Cable	Preamp	APos	TPos	Remark	Freq	Level	Line	(dB)	Level	Factor	Loss	Factor		MHz	dBuV/m	dBuV/m	dBuV	dB/m	dB	dB	cm	deg	1	5320.00	95.42	-----	-----	82.81	36.00	9.24	32.63	200	300	AVERAGE
Limit	Margin	Read	Ant	Cable	Preamp	APos	TPos	Remark																																																																								
Freq	Level	Line	(dB)	Level	Factor	Loss	Factor																																																																									
MHz	dBuV/m	dBuV/m	dBuV	dB/m	dB	dB	cm	deg																																																																								
1	5436.76	44.44	54.00	-9.56	31.43	35.94	9.68	32.61	200	300	AVERAGE																																																																					
Limit	Margin	Read	Ant	Cable	Preamp	APos	TPos	Remark																																																																								
Freq	Level	Line	(dB)	Level	Factor	Loss	Factor																																																																									
MHz	dBuV/m	dBuV/m	dBuV	dB/m	dB	dB	cm	deg																																																																								
1	5320.00	95.42	-----	-----	82.81	36.00	9.24	32.63	200	300	AVERAGE																																																																					



		32																																																																																										
Mode	Band Edge																																																																																											
	U-NII-2C_5.47-5.725_802.11ax HE20_CH100_Partial_5500MHz																																																																																											
ANT	CDD 0+1																																																																																											
Pol.	Horizontal	Fundamental																																																																																										
Peak	 <p style="text-align: right;">Date: 2024-02-26</p> <table border="1"> <thead> <tr> <th>Limit</th> <th>Margin</th> <th>Read</th> <th>Ant</th> <th>Cable</th> <th>Preamp</th> <th>APos</th> <th>TPos</th> <th></th> </tr> <tr> <th>Freq</th> <th>Level</th> <th>Line</th> <th>Level</th> <th>Factor</th> <th>Loss Factor</th> <th>dB</th> <th>cm</th> <th>deg</th> </tr> <tr> <th>MHz</th> <th>dBuV/m</th> <th>dBuV/m</th> <th>dBuV</th> <th>dB/m</th> <th>dB</th> <th>dB</th> <th>cm</th> <th>deg</th> </tr> </thead> <tbody> <tr> <td>1</td> <td>5411.80</td> <td>52.12</td> <td>74.00</td> <td>-21.88</td> <td>39.13</td> <td>35.95</td> <td>9.66</td> <td>32.62</td> <td>179</td> <td>23</td> <td>PEAK</td> </tr> <tr> <td>2</td> <td>5461.45</td> <td>51.29</td> <td>68.30</td> <td>-17.01</td> <td>38.29</td> <td>35.92</td> <td>9.69</td> <td>32.61</td> <td>179</td> <td>23</td> <td>PEAK</td> </tr> </tbody> </table>	Limit	Margin	Read	Ant	Cable	Preamp	APos	TPos		Freq	Level	Line	Level	Factor	Loss Factor	dB	cm	deg	MHz	dBuV/m	dBuV/m	dBuV	dB/m	dB	dB	cm	deg	1	5411.80	52.12	74.00	-21.88	39.13	35.95	9.66	32.62	179	23	PEAK	2	5461.45	51.29	68.30	-17.01	38.29	35.92	9.69	32.61	179	23	PEAK	 <p style="text-align: right;">Date: 2024-02-26</p> <table border="1"> <thead> <tr> <th>Limit</th> <th>Margin</th> <th>Read</th> <th>Ant</th> <th>Cable</th> <th>Preamp</th> <th>APos</th> <th>TPos</th> <th></th> </tr> <tr> <th>Freq</th> <th>Level</th> <th>Line</th> <th>Level</th> <th>Factor</th> <th>Loss Factor</th> <th>dB</th> <th>cm</th> <th>deg</th> </tr> <tr> <th>MHz</th> <th>dBuV/m</th> <th>dBuV/m</th> <th>dBuV</th> <th>dB/m</th> <th>dB</th> <th>dB</th> <th>cm</th> <th>deg</th> </tr> </thead> <tbody> <tr> <td>1</td> <td>5500.00</td> <td>100.09</td> <td>-----</td> <td>-----</td> <td>87.09</td> <td>35.90</td> <td>9.70</td> <td>32.60</td> <td>179</td> <td>23</td> <td>PEAK</td> </tr> </tbody> </table>	Limit	Margin	Read	Ant	Cable	Preamp	APos	TPos		Freq	Level	Line	Level	Factor	Loss Factor	dB	cm	deg	MHz	dBuV/m	dBuV/m	dBuV	dB/m	dB	dB	cm	deg	1	5500.00	100.09	-----	-----	87.09	35.90	9.70	32.60	179	23	PEAK
	Limit	Margin	Read	Ant	Cable	Preamp	APos	TPos																																																																																				
Freq	Level	Line	Level	Factor	Loss Factor	dB	cm	deg																																																																																				
MHz	dBuV/m	dBuV/m	dBuV	dB/m	dB	dB	cm	deg																																																																																				
1	5411.80	52.12	74.00	-21.88	39.13	35.95	9.66	32.62	179	23	PEAK																																																																																	
2	5461.45	51.29	68.30	-17.01	38.29	35.92	9.69	32.61	179	23	PEAK																																																																																	
Limit	Margin	Read	Ant	Cable	Preamp	APos	TPos																																																																																					
Freq	Level	Line	Level	Factor	Loss Factor	dB	cm	deg																																																																																				
MHz	dBuV/m	dBuV/m	dBuV	dB/m	dB	dB	cm	deg																																																																																				
1	5500.00	100.09	-----	-----	87.09	35.90	9.70	32.60	179	23	PEAK																																																																																	
Avg	 <p style="text-align: right;">Date: 2024-02-26</p> <table border="1"> <thead> <tr> <th>Limit</th> <th>Margin</th> <th>Read</th> <th>Ant</th> <th>Cable</th> <th>Preamp</th> <th>APos</th> <th>TPos</th> <th></th> </tr> <tr> <th>Freq</th> <th>Level</th> <th>Line</th> <th>Level</th> <th>Factor</th> <th>Loss Factor</th> <th>dB</th> <th>cm</th> <th>deg</th> </tr> <tr> <th>MHz</th> <th>dBuV/m</th> <th>dBuV/m</th> <th>dBuV</th> <th>dB/m</th> <th>dB</th> <th>dB</th> <th>cm</th> <th>deg</th> </tr> </thead> <tbody> <tr> <td>1</td> <td>5432.20</td> <td>44.43</td> <td>54.00</td> <td>-9.57</td> <td>31.43</td> <td>35.94</td> <td>9.67</td> <td>32.61</td> <td>179</td> <td>23</td> <td>AVERAGE</td> </tr> </tbody> </table>	Limit	Margin	Read	Ant	Cable	Preamp	APos	TPos		Freq	Level	Line	Level	Factor	Loss Factor	dB	cm	deg	MHz	dBuV/m	dBuV/m	dBuV	dB/m	dB	dB	cm	deg	1	5432.20	44.43	54.00	-9.57	31.43	35.94	9.67	32.61	179	23	AVERAGE	 <p style="text-align: right;">Date: 2024-02-26</p> <table border="1"> <thead> <tr> <th>Limit</th> <th>Margin</th> <th>Read</th> <th>Ant</th> <th>Cable</th> <th>Preamp</th> <th>APos</th> <th>TPos</th> <th></th> </tr> <tr> <th>Freq</th> <th>Level</th> <th>Line</th> <th>Level</th> <th>Factor</th> <th>Loss Factor</th> <th>dB</th> <th>cm</th> <th>deg</th> </tr> <tr> <th>MHz</th> <th>dBuV/m</th> <th>dBuV/m</th> <th>dBuV</th> <th>dB/m</th> <th>dB</th> <th>dB</th> <th>cm</th> <th>deg</th> </tr> </thead> <tbody> <tr> <td>1</td> <td>5500.00</td> <td>94.80</td> <td>-----</td> <td>-----</td> <td>81.80</td> <td>35.90</td> <td>9.70</td> <td>32.60</td> <td>179</td> <td>23</td> <td>AVERAGE</td> </tr> </tbody> </table>	Limit	Margin	Read	Ant	Cable	Preamp	APos	TPos		Freq	Level	Line	Level	Factor	Loss Factor	dB	cm	deg	MHz	dBuV/m	dBuV/m	dBuV	dB/m	dB	dB	cm	deg	1	5500.00	94.80	-----	-----	81.80	35.90	9.70	32.60	179	23	AVERAGE												
	Limit	Margin	Read	Ant	Cable	Preamp	APos	TPos																																																																																				
Freq	Level	Line	Level	Factor	Loss Factor	dB	cm	deg																																																																																				
MHz	dBuV/m	dBuV/m	dBuV	dB/m	dB	dB	cm	deg																																																																																				
1	5432.20	44.43	54.00	-9.57	31.43	35.94	9.67	32.61	179	23	AVERAGE																																																																																	
Limit	Margin	Read	Ant	Cable	Preamp	APos	TPos																																																																																					
Freq	Level	Line	Level	Factor	Loss Factor	dB	cm	deg																																																																																				
MHz	dBuV/m	dBuV/m	dBuV	dB/m	dB	dB	cm	deg																																																																																				
1	5500.00	94.80	-----	-----	81.80	35.90	9.70	32.60	179	23	AVERAGE																																																																																	

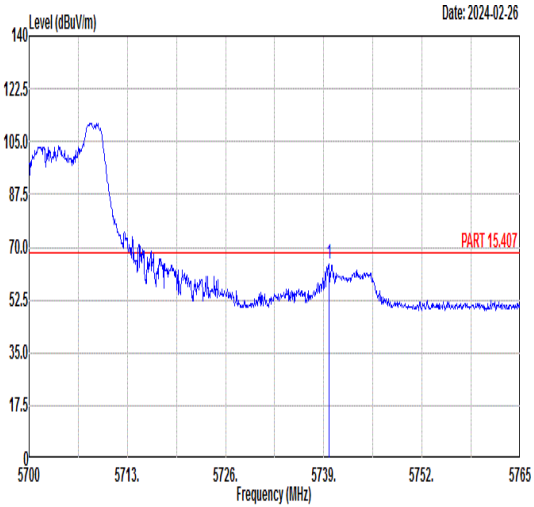
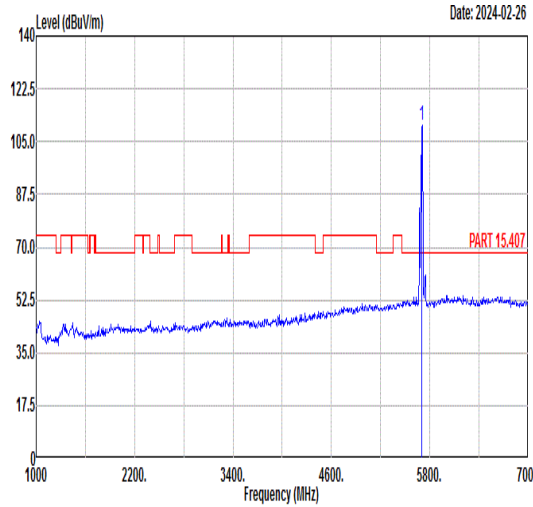
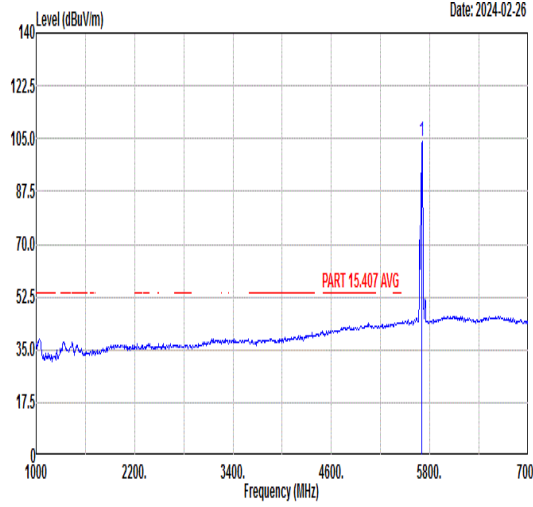


	32																																																																																											
Mode	Band Edge																																																																																											
	U-NII-2C_5.47-5.725_802.11ax HE20_CH100_Partial_5500MHz																																																																																											
ANT	CDD 0+1																																																																																											
Pol.	Vertical	Fundamental																																																																																										
Peak	<p style="text-align: right;">Date: 2024-02-26</p> <table border="1"> <thead> <tr> <th>Limit</th> <th>Margin</th> <th>Read</th> <th>Ant</th> <th>Cable</th> <th>Preamp</th> <th>APos</th> <th>TPos</th> <th></th> </tr> <tr> <th>Freq</th> <th>Level</th> <th>Line</th> <th>(dB)</th> <th>Level</th> <th>Factor</th> <th>Loss</th> <th>Factor</th> <th>Remark</th> </tr> <tr> <th>MHz</th> <th>dBuV/m</th> <th>dBuV/m</th> <th>dBuV</th> <th>dB/m</th> <th>dB</th> <th>dB</th> <th>cm</th> <th>deg</th> </tr> </thead> <tbody> <tr> <td>1</td> <td>5381.95</td> <td>51.66</td> <td>74.00</td> <td>-22.34</td> <td>38.78</td> <td>35.97</td> <td>9.53</td> <td>32.62</td> <td>200</td> <td>300</td> <td>PEAK</td> </tr> <tr> <td>2</td> <td>5466.25</td> <td>52.23</td> <td>68.30</td> <td>-16.07</td> <td>39.23</td> <td>35.92</td> <td>9.69</td> <td>32.61</td> <td>200</td> <td>300</td> <td>PEAK</td> </tr> </tbody> </table>	Limit	Margin	Read	Ant	Cable	Preamp	APos	TPos		Freq	Level	Line	(dB)	Level	Factor	Loss	Factor	Remark	MHz	dBuV/m	dBuV/m	dBuV	dB/m	dB	dB	cm	deg	1	5381.95	51.66	74.00	-22.34	38.78	35.97	9.53	32.62	200	300	PEAK	2	5466.25	52.23	68.30	-16.07	39.23	35.92	9.69	32.61	200	300	PEAK	<p style="text-align: right;">Date: 2024-02-26</p> <table border="1"> <thead> <tr> <th>Limit</th> <th>Margin</th> <th>Read</th> <th>Ant</th> <th>Cable</th> <th>Preamp</th> <th>APos</th> <th>TPos</th> <th></th> </tr> <tr> <th>Freq</th> <th>Level</th> <th>Line</th> <th>(dB)</th> <th>Level</th> <th>Factor</th> <th>Loss</th> <th>Factor</th> <th>Remark</th> </tr> <tr> <th>MHz</th> <th>dBuV/m</th> <th>dBuV/m</th> <th>dBuV</th> <th>dB/m</th> <th>dB</th> <th>dB</th> <th>cm</th> <th>deg</th> </tr> </thead> <tbody> <tr> <td>1</td> <td>5500.00</td> <td>105.38</td> <td>-----</td> <td>-----</td> <td>92.38</td> <td>35.90</td> <td>9.70</td> <td>32.60</td> <td>200</td> <td>300</td> <td>PEAK</td> </tr> </tbody> </table>	Limit	Margin	Read	Ant	Cable	Preamp	APos	TPos		Freq	Level	Line	(dB)	Level	Factor	Loss	Factor	Remark	MHz	dBuV/m	dBuV/m	dBuV	dB/m	dB	dB	cm	deg	1	5500.00	105.38	-----	-----	92.38	35.90	9.70	32.60	200	300	PEAK
	Limit	Margin	Read	Ant	Cable	Preamp	APos	TPos																																																																																				
Freq	Level	Line	(dB)	Level	Factor	Loss	Factor	Remark																																																																																				
MHz	dBuV/m	dBuV/m	dBuV	dB/m	dB	dB	cm	deg																																																																																				
1	5381.95	51.66	74.00	-22.34	38.78	35.97	9.53	32.62	200	300	PEAK																																																																																	
2	5466.25	52.23	68.30	-16.07	39.23	35.92	9.69	32.61	200	300	PEAK																																																																																	
Limit	Margin	Read	Ant	Cable	Preamp	APos	TPos																																																																																					
Freq	Level	Line	(dB)	Level	Factor	Loss	Factor	Remark																																																																																				
MHz	dBuV/m	dBuV/m	dBuV	dB/m	dB	dB	cm	deg																																																																																				
1	5500.00	105.38	-----	-----	92.38	35.90	9.70	32.60	200	300	PEAK																																																																																	
Avg	<p style="text-align: right;">Date: 2024-02-26</p> <table border="1"> <thead> <tr> <th>Limit</th> <th>Margin</th> <th>Read</th> <th>Ant</th> <th>Cable</th> <th>Preamp</th> <th>APos</th> <th>TPos</th> <th></th> </tr> <tr> <th>Freq</th> <th>Level</th> <th>Line</th> <th>(dB)</th> <th>Level</th> <th>Factor</th> <th>Loss</th> <th>Factor</th> <th>Remark</th> </tr> <tr> <th>MHz</th> <th>dBuV/m</th> <th>dBuV/m</th> <th>dBuV</th> <th>dB/m</th> <th>dB</th> <th>dB</th> <th>cm</th> <th>deg</th> </tr> </thead> <tbody> <tr> <td>1</td> <td>5405.65</td> <td>44.63</td> <td>54.00</td> <td>-9.37</td> <td>31.64</td> <td>35.96</td> <td>9.65</td> <td>32.62</td> <td>200</td> <td>300</td> <td>AVERAGE</td> </tr> </tbody> </table>	Limit	Margin	Read	Ant	Cable	Preamp	APos	TPos		Freq	Level	Line	(dB)	Level	Factor	Loss	Factor	Remark	MHz	dBuV/m	dBuV/m	dBuV	dB/m	dB	dB	cm	deg	1	5405.65	44.63	54.00	-9.37	31.64	35.96	9.65	32.62	200	300	AVERAGE	<p style="text-align: right;">Date: 2024-02-26</p> <table border="1"> <thead> <tr> <th>Limit</th> <th>Margin</th> <th>Read</th> <th>Ant</th> <th>Cable</th> <th>Preamp</th> <th>APos</th> <th>TPos</th> <th></th> </tr> <tr> <th>Freq</th> <th>Level</th> <th>Line</th> <th>(dB)</th> <th>Level</th> <th>Factor</th> <th>Loss</th> <th>Factor</th> <th>Remark</th> </tr> <tr> <th>MHz</th> <th>dBuV/m</th> <th>dBuV/m</th> <th>dBuV</th> <th>dB/m</th> <th>dB</th> <th>dB</th> <th>cm</th> <th>deg</th> </tr> </thead> <tbody> <tr> <td>1</td> <td>5500.00</td> <td>98.45</td> <td>-----</td> <td>-----</td> <td>85.45</td> <td>35.90</td> <td>9.70</td> <td>32.60</td> <td>200</td> <td>300</td> <td>AVERAGE</td> </tr> </tbody> </table>	Limit	Margin	Read	Ant	Cable	Preamp	APos	TPos		Freq	Level	Line	(dB)	Level	Factor	Loss	Factor	Remark	MHz	dBuV/m	dBuV/m	dBuV	dB/m	dB	dB	cm	deg	1	5500.00	98.45	-----	-----	85.45	35.90	9.70	32.60	200	300	AVERAGE												
Limit	Margin	Read	Ant	Cable	Preamp	APos	TPos																																																																																					
Freq	Level	Line	(dB)	Level	Factor	Loss	Factor	Remark																																																																																				
MHz	dBuV/m	dBuV/m	dBuV	dB/m	dB	dB	cm	deg																																																																																				
1	5405.65	44.63	54.00	-9.37	31.64	35.96	9.65	32.62	200	300	AVERAGE																																																																																	
Limit	Margin	Read	Ant	Cable	Preamp	APos	TPos																																																																																					
Freq	Level	Line	(dB)	Level	Factor	Loss	Factor	Remark																																																																																				
MHz	dBuV/m	dBuV/m	dBuV	dB/m	dB	dB	cm	deg																																																																																				
1	5500.00	98.45	-----	-----	85.45	35.90	9.70	32.60	200	300	AVERAGE																																																																																	



33																																								
Mode																																								
Band Edge																																								
U-NII-2C_5.47-5.725_802.11ax HE20_CH140_Partial_5700MHz																																								
ANT																																								
CDD 0+1																																								
Pol.	Horizontal																																							
Peak	<div style="text-align: right;">Date: 2024-02-26</div> <table border="1" style="width: 100%; border-collapse: collapse; margin-top: 10px;"> <thead> <tr> <th>Limit</th> <th>Margin</th> <th>Read</th> <th>Ant</th> <th>Cable</th> <th>Preamp</th> <th>APos</th> <th>TPos</th> <th>Remark</th> </tr> <tr> <th>Freq</th> <th>Level</th> <th>Line</th> <th>Level</th> <th>Factor</th> <th>Loss Factor</th> <th>dB</th> <th>cm</th> <th>deg</th> </tr> <tr> <th>MHz</th> <th>dBuV/m</th> <th>dBuV/m</th> <th>dBuV</th> <th>dB/m</th> <th>dB</th> <th>dB</th> <th>cm</th> <th>deg</th> </tr> </thead> <tbody> <tr> <td>1</td> <td>5748.69</td> <td>53.37</td> <td>68.30</td> <td>-14.93</td> <td>39.75</td> <td>36.25</td> <td>10.07</td> <td>32.70</td> <td>179</td> <td>23</td> <td>PEAK</td> </tr> </tbody> </table>	Limit	Margin	Read	Ant	Cable	Preamp	APos	TPos	Remark	Freq	Level	Line	Level	Factor	Loss Factor	dB	cm	deg	MHz	dBuV/m	dBuV/m	dBuV	dB/m	dB	dB	cm	deg	1	5748.69	53.37	68.30	-14.93	39.75	36.25	10.07	32.70	179	23	PEAK
Limit	Margin	Read	Ant	Cable	Preamp	APos	TPos	Remark																																
Freq	Level	Line	Level	Factor	Loss Factor	dB	cm	deg																																
MHz	dBuV/m	dBuV/m	dBuV	dB/m	dB	dB	cm	deg																																
1	5748.69	53.37	68.30	-14.93	39.75	36.25	10.07	32.70	179	23	PEAK																													
Fundamental	<div style="text-align: right;">Date: 2024-02-26</div> <table border="1" style="width: 100%; border-collapse: collapse; margin-top: 10px;"> <thead> <tr> <th>Limit</th> <th>Margin</th> <th>Read</th> <th>Ant</th> <th>Cable</th> <th>Preamp</th> <th>APos</th> <th>TPos</th> <th>Remark</th> </tr> <tr> <th>Freq</th> <th>Level</th> <th>Line</th> <th>Level</th> <th>Factor</th> <th>Loss Factor</th> <th>dB</th> <th>cm</th> <th>deg</th> </tr> <tr> <th>MHz</th> <th>dBuV/m</th> <th>dBuV/m</th> <th>dBuV</th> <th>dB/m</th> <th>dB</th> <th>dB</th> <th>cm</th> <th>deg</th> </tr> </thead> <tbody> <tr> <td>1</td> <td>5700.00</td> <td>100.61</td> <td>-----</td> <td>-----</td> <td>87.11</td> <td>36.19</td> <td>9.99</td> <td>32.68</td> <td>179</td> <td>23</td> <td>PEAK</td> </tr> </tbody> </table>	Limit	Margin	Read	Ant	Cable	Preamp	APos	TPos	Remark	Freq	Level	Line	Level	Factor	Loss Factor	dB	cm	deg	MHz	dBuV/m	dBuV/m	dBuV	dB/m	dB	dB	cm	deg	1	5700.00	100.61	-----	-----	87.11	36.19	9.99	32.68	179	23	PEAK
Limit	Margin	Read	Ant	Cable	Preamp	APos	TPos	Remark																																
Freq	Level	Line	Level	Factor	Loss Factor	dB	cm	deg																																
MHz	dBuV/m	dBuV/m	dBuV	dB/m	dB	dB	cm	deg																																
1	5700.00	100.61	-----	-----	87.11	36.19	9.99	32.68	179	23	PEAK																													
Avg	Blank																																							
	<div style="text-align: right;">Date: 2024-02-26</div> <table border="1" style="width: 100%; border-collapse: collapse; margin-top: 10px;"> <thead> <tr> <th>Limit</th> <th>Margin</th> <th>Read</th> <th>Ant</th> <th>Cable</th> <th>Preamp</th> <th>APos</th> <th>TPos</th> <th>Remark</th> </tr> <tr> <th>Freq</th> <th>Level</th> <th>Line</th> <th>Level</th> <th>Factor</th> <th>Loss Factor</th> <th>dB</th> <th>cm</th> <th>deg</th> </tr> <tr> <th>MHz</th> <th>dBuV/m</th> <th>dBuV/m</th> <th>dBuV</th> <th>dB/m</th> <th>dB</th> <th>dB</th> <th>cm</th> <th>deg</th> </tr> </thead> <tbody> <tr> <td>1</td> <td>5700.00</td> <td>93.58</td> <td>-----</td> <td>-----</td> <td>80.08</td> <td>36.19</td> <td>9.99</td> <td>32.68</td> <td>179</td> <td>23</td> <td>AVERAGE</td> </tr> </tbody> </table>	Limit	Margin	Read	Ant	Cable	Preamp	APos	TPos	Remark	Freq	Level	Line	Level	Factor	Loss Factor	dB	cm	deg	MHz	dBuV/m	dBuV/m	dBuV	dB/m	dB	dB	cm	deg	1	5700.00	93.58	-----	-----	80.08	36.19	9.99	32.68	179	23	AVERAGE
Limit	Margin	Read	Ant	Cable	Preamp	APos	TPos	Remark																																
Freq	Level	Line	Level	Factor	Loss Factor	dB	cm	deg																																
MHz	dBuV/m	dBuV/m	dBuV	dB/m	dB	dB	cm	deg																																
1	5700.00	93.58	-----	-----	80.08	36.19	9.99	32.68	179	23	AVERAGE																													



	33																																																																															
Mode	Band Edge																																																																															
	U-NII-2C_5.47-5.725_802.11ax HE20_CH140_Partial_5700MHz																																																																															
ANT	CDD 0+1																																																																															
Pol.	Vertical	Fundamental																																																																														
Peak	 <p style="text-align: right;">Date: 2024-02-26</p> <table border="1"> <thead> <tr> <th>Limit</th> <th>Margin</th> <th>Read</th> <th>Ant</th> <th>Cable</th> <th>Preamp</th> <th>APos</th> <th>TPos</th> <th>Remark</th> </tr> <tr> <th>Freq</th> <th>Level</th> <th>Line</th> <th>(dB)</th> <th>Level</th> <th>Factor</th> <th>Loss</th> <th>Factor</th> <th></th> </tr> <tr> <th>MHz</th> <th>dBuV/m</th> <th>dBuV/m</th> <th>dBuV</th> <th>dB/m</th> <th>dB</th> <th>dB</th> <th>cm</th> <th>deg</th> </tr> </thead> <tbody> <tr> <td>1</td> <td>5739.72</td> <td>64.69</td> <td>68.30</td> <td>-3.61</td> <td>51.10</td> <td>36.24</td> <td>10.05</td> <td>32.70</td> <td>200</td> <td>300</td> <td>PEAK</td> </tr> </tbody> </table>	Limit	Margin	Read	Ant	Cable	Preamp	APos	TPos	Remark	Freq	Level	Line	(dB)	Level	Factor	Loss	Factor		MHz	dBuV/m	dBuV/m	dBuV	dB/m	dB	dB	cm	deg	1	5739.72	64.69	68.30	-3.61	51.10	36.24	10.05	32.70	200	300	PEAK	 <p style="text-align: right;">Date: 2024-02-26</p> <table border="1"> <thead> <tr> <th>Limit</th> <th>Margin</th> <th>Read</th> <th>Ant</th> <th>Cable</th> <th>Preamp</th> <th>APos</th> <th>TPos</th> <th>Remark</th> </tr> <tr> <th>Freq</th> <th>Level</th> <th>Line</th> <th>(dB)</th> <th>Level</th> <th>Factor</th> <th>Loss</th> <th>Factor</th> <th></th> </tr> <tr> <th>MHz</th> <th>dBuV/m</th> <th>dBuV/m</th> <th>dBuV</th> <th>dB/m</th> <th>dB</th> <th>dB</th> <th>cm</th> <th>deg</th> </tr> </thead> <tbody> <tr> <td>1</td> <td>5700.00</td> <td>110.25</td> <td>-----</td> <td>-----</td> <td>96.75</td> <td>36.19</td> <td>9.99</td> <td>32.68</td> <td>200</td> <td>300</td> <td>PEAK</td> </tr> </tbody> </table>	Limit	Margin	Read	Ant	Cable	Preamp	APos	TPos	Remark	Freq	Level	Line	(dB)	Level	Factor	Loss	Factor		MHz	dBuV/m	dBuV/m	dBuV	dB/m	dB	dB	cm	deg	1	5700.00	110.25	-----	-----	96.75	36.19	9.99	32.68	200	300	PEAK
	Limit	Margin	Read	Ant	Cable	Preamp	APos	TPos	Remark																																																																							
Freq	Level	Line	(dB)	Level	Factor	Loss	Factor																																																																									
MHz	dBuV/m	dBuV/m	dBuV	dB/m	dB	dB	cm	deg																																																																								
1	5739.72	64.69	68.30	-3.61	51.10	36.24	10.05	32.70	200	300	PEAK																																																																					
Limit	Margin	Read	Ant	Cable	Preamp	APos	TPos	Remark																																																																								
Freq	Level	Line	(dB)	Level	Factor	Loss	Factor																																																																									
MHz	dBuV/m	dBuV/m	dBuV	dB/m	dB	dB	cm	deg																																																																								
1	5700.00	110.25	-----	-----	96.75	36.19	9.99	32.68	200	300	PEAK																																																																					
Avg	Blank	 <p style="text-align: right;">Date: 2024-02-26</p> <table border="1"> <thead> <tr> <th>Limit</th> <th>Margin</th> <th>Read</th> <th>Ant</th> <th>Cable</th> <th>Preamp</th> <th>APos</th> <th>TPos</th> <th>Remark</th> </tr> <tr> <th>Freq</th> <th>Level</th> <th>Line</th> <th>(dB)</th> <th>Level</th> <th>Factor</th> <th>Loss</th> <th>Factor</th> <th></th> </tr> <tr> <th>MHz</th> <th>dBuV/m</th> <th>dBuV/m</th> <th>dBuV</th> <th>dB/m</th> <th>dB</th> <th>dB</th> <th>cm</th> <th>deg</th> </tr> </thead> <tbody> <tr> <td>1</td> <td>5700.00</td> <td>104.19</td> <td>-----</td> <td>-----</td> <td>90.69</td> <td>36.19</td> <td>9.99</td> <td>32.68</td> <td>200</td> <td>300</td> <td>AVERAGE</td> </tr> </tbody> </table>	Limit	Margin	Read	Ant	Cable	Preamp	APos	TPos	Remark	Freq	Level	Line	(dB)	Level	Factor	Loss	Factor		MHz	dBuV/m	dBuV/m	dBuV	dB/m	dB	dB	cm	deg	1	5700.00	104.19	-----	-----	90.69	36.19	9.99	32.68	200	300	AVERAGE																																							
Limit	Margin	Read	Ant	Cable	Preamp	APos	TPos	Remark																																																																								
Freq	Level	Line	(dB)	Level	Factor	Loss	Factor																																																																									
MHz	dBuV/m	dBuV/m	dBuV	dB/m	dB	dB	cm	deg																																																																								
1	5700.00	104.19	-----	-----	90.69	36.19	9.99	32.68	200	300	AVERAGE																																																																					

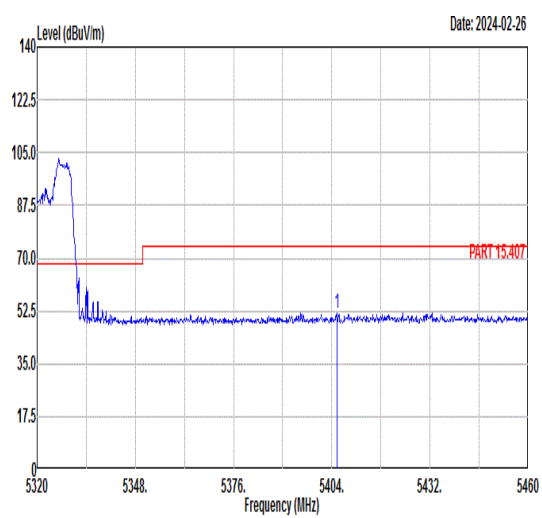
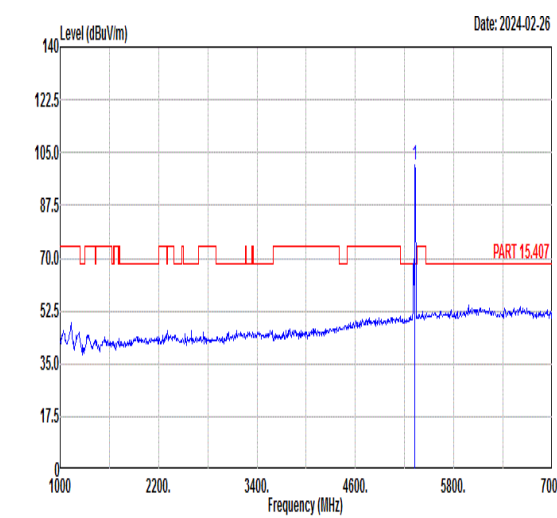
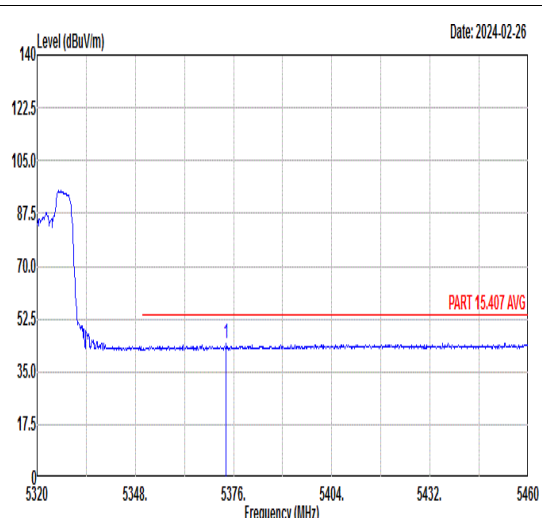
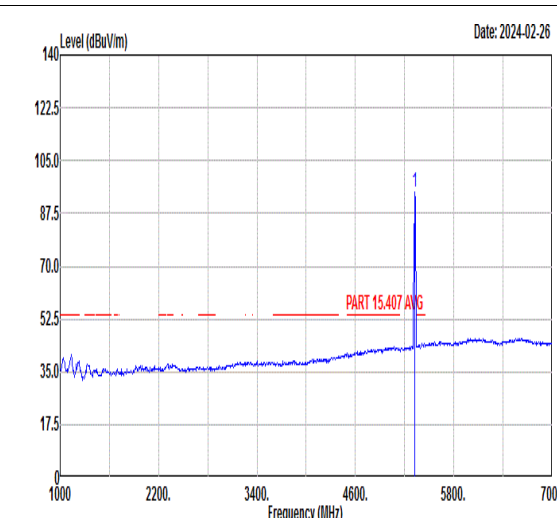


		34																																																																														
Mode	Band Edge																																																																															
	U-NII-1_5.15-5.25_802.11ax HE20_CH36_Partial_5180MHz																																																																															
ANT	CDD 0+1																																																																															
Pol.	Horizontal	Fundamental																																																																														
Peak	<p style="text-align: right;">Date: 2024-02-26</p> <table border="1"> <thead> <tr> <th>Limit</th> <th>Margin</th> <th>Read</th> <th>Ant</th> <th>Cable</th> <th>Preamp</th> <th>APos</th> <th>TPos</th> <th>Remark</th> </tr> <tr> <th>Freq</th> <th>Level</th> <th>Line</th> <th>(dB)</th> <th>Level</th> <th>Factor</th> <th>Loss</th> <th>Factor</th> <th></th> </tr> <tr> <th>MHz</th> <th>dBuV/m</th> <th>dBuV/m</th> <th>dBuV</th> <th>dB/m</th> <th>dB</th> <th>dB</th> <th>cm</th> <th>deg</th> </tr> </thead> <tbody> <tr> <td>1</td> <td>5070.74</td> <td>51.41</td> <td>74.00</td> <td>-22.59</td> <td>39.55</td> <td>36.16</td> <td>8.39</td> <td>32.69</td> <td>179</td> <td>23</td> <td>PEAK</td> </tr> </tbody> </table>	Limit	Margin	Read	Ant	Cable	Preamp	APos	TPos	Remark	Freq	Level	Line	(dB)	Level	Factor	Loss	Factor		MHz	dBuV/m	dBuV/m	dBuV	dB/m	dB	dB	cm	deg	1	5070.74	51.41	74.00	-22.59	39.55	36.16	8.39	32.69	179	23	PEAK	<p style="text-align: right;">Date: 2024-02-26</p> <table border="1"> <thead> <tr> <th>Limit</th> <th>Margin</th> <th>Read</th> <th>Ant</th> <th>Cable</th> <th>Preamp</th> <th>APos</th> <th>TPos</th> <th>Remark</th> </tr> <tr> <th>Freq</th> <th>Level</th> <th>Line</th> <th>(dB)</th> <th>Level</th> <th>Factor</th> <th>Loss</th> <th>Factor</th> <th></th> </tr> <tr> <th>MHz</th> <th>dBuV/m</th> <th>dBuV/m</th> <th>dBuV</th> <th>dB/m</th> <th>dB</th> <th>dB</th> <th>cm</th> <th>deg</th> </tr> </thead> <tbody> <tr> <td>1</td> <td>5180.00</td> <td>91.40</td> <td>-----</td> <td>-----</td> <td>79.40</td> <td>36.10</td> <td>8.57</td> <td>32.67</td> <td>179</td> <td>23</td> <td>PEAK</td> </tr> </tbody> </table>	Limit	Margin	Read	Ant	Cable	Preamp	APos	TPos	Remark	Freq	Level	Line	(dB)	Level	Factor	Loss	Factor		MHz	dBuV/m	dBuV/m	dBuV	dB/m	dB	dB	cm	deg	1	5180.00	91.40	-----	-----	79.40	36.10	8.57	32.67	179	23	PEAK
	Limit	Margin	Read	Ant	Cable	Preamp	APos	TPos	Remark																																																																							
Freq	Level	Line	(dB)	Level	Factor	Loss	Factor																																																																									
MHz	dBuV/m	dBuV/m	dBuV	dB/m	dB	dB	cm	deg																																																																								
1	5070.74	51.41	74.00	-22.59	39.55	36.16	8.39	32.69	179	23	PEAK																																																																					
Limit	Margin	Read	Ant	Cable	Preamp	APos	TPos	Remark																																																																								
Freq	Level	Line	(dB)	Level	Factor	Loss	Factor																																																																									
MHz	dBuV/m	dBuV/m	dBuV	dB/m	dB	dB	cm	deg																																																																								
1	5180.00	91.40	-----	-----	79.40	36.10	8.57	32.67	179	23	PEAK																																																																					
Avg	<p style="text-align: right;">Date: 2024-02-26</p> <table border="1"> <thead> <tr> <th>Limit</th> <th>Margin</th> <th>Read</th> <th>Ant</th> <th>Cable</th> <th>Preamp</th> <th>APos</th> <th>TPos</th> <th>Remark</th> </tr> <tr> <th>Freq</th> <th>Level</th> <th>Line</th> <th>(dB)</th> <th>Level</th> <th>Factor</th> <th>Loss</th> <th>Factor</th> <th></th> </tr> <tr> <th>MHz</th> <th>dBuV/m</th> <th>dBuV/m</th> <th>dBuV</th> <th>dB/m</th> <th>dB</th> <th>dB</th> <th>cm</th> <th>deg</th> </tr> </thead> <tbody> <tr> <td>1</td> <td>5066.42</td> <td>43.29</td> <td>54.00</td> <td>-10.71</td> <td>31.44</td> <td>36.16</td> <td>8.38</td> <td>32.69</td> <td>179</td> <td>23</td> <td>AVERAGE</td> </tr> </tbody> </table>	Limit	Margin	Read	Ant	Cable	Preamp	APos	TPos	Remark	Freq	Level	Line	(dB)	Level	Factor	Loss	Factor		MHz	dBuV/m	dBuV/m	dBuV	dB/m	dB	dB	cm	deg	1	5066.42	43.29	54.00	-10.71	31.44	36.16	8.38	32.69	179	23	AVERAGE	<p style="text-align: right;">Date: 2024-02-26</p> <table border="1"> <thead> <tr> <th>Limit</th> <th>Margin</th> <th>Read</th> <th>Ant</th> <th>Cable</th> <th>Preamp</th> <th>APos</th> <th>TPos</th> <th>Remark</th> </tr> <tr> <th>Freq</th> <th>Level</th> <th>Line</th> <th>(dB)</th> <th>Level</th> <th>Factor</th> <th>Loss</th> <th>Factor</th> <th></th> </tr> <tr> <th>MHz</th> <th>dBuV/m</th> <th>dBuV/m</th> <th>dBuV</th> <th>dB/m</th> <th>dB</th> <th>dB</th> <th>cm</th> <th>deg</th> </tr> </thead> <tbody> <tr> <td>1</td> <td>5180.00</td> <td>84.34</td> <td>-----</td> <td>-----</td> <td>72.34</td> <td>36.10</td> <td>8.57</td> <td>32.67</td> <td>179</td> <td>23</td> <td>AVERAGE</td> </tr> </tbody> </table>	Limit	Margin	Read	Ant	Cable	Preamp	APos	TPos	Remark	Freq	Level	Line	(dB)	Level	Factor	Loss	Factor		MHz	dBuV/m	dBuV/m	dBuV	dB/m	dB	dB	cm	deg	1	5180.00	84.34	-----	-----	72.34	36.10	8.57	32.67	179	23	AVERAGE
	Limit	Margin	Read	Ant	Cable	Preamp	APos	TPos	Remark																																																																							
Freq	Level	Line	(dB)	Level	Factor	Loss	Factor																																																																									
MHz	dBuV/m	dBuV/m	dBuV	dB/m	dB	dB	cm	deg																																																																								
1	5066.42	43.29	54.00	-10.71	31.44	36.16	8.38	32.69	179	23	AVERAGE																																																																					
Limit	Margin	Read	Ant	Cable	Preamp	APos	TPos	Remark																																																																								
Freq	Level	Line	(dB)	Level	Factor	Loss	Factor																																																																									
MHz	dBuV/m	dBuV/m	dBuV	dB/m	dB	dB	cm	deg																																																																								
1	5180.00	84.34	-----	-----	72.34	36.10	8.57	32.67	179	23	AVERAGE																																																																					



	34																																																																															
Mode	Band Edge																																																																															
	U-NII-1_5.15-5.25_802.11ax HE20_CH36_Partial_5180MHz																																																																															
ANT	CDD 0+1																																																																															
Pol.	Vertical	Fundamental																																																																														
Peak	<table border="1"> <thead> <tr> <th>Limit</th> <th>Margin</th> <th>Read</th> <th>Ant</th> <th>Cable</th> <th>Preamp</th> <th>APos</th> <th>TPos</th> <th>Remark</th> </tr> <tr> <th>Freq</th> <th>Level</th> <th>Line</th> <th>(dB)</th> <th>Level</th> <th>Factor</th> <th>Loss</th> <th>Factor</th> <th></th> </tr> <tr> <th>MHz</th> <th>dBuV/m</th> <th>dBuV/m</th> <th>dB</th> <th>dBuV</th> <th>dB/m</th> <th>dB</th> <th>dB</th> <th>cm</th> </tr> </thead> <tbody> <tr> <td>1</td> <td>5149.58</td> <td>52.55</td> <td>74.00</td> <td>-21.45</td> <td>40.58</td> <td>36.11</td> <td>8.53</td> <td>32.67</td> <td>200</td> <td>300</td> <td>PEAK</td> </tr> </tbody> </table>	Limit	Margin	Read	Ant	Cable	Preamp	APos	TPos	Remark	Freq	Level	Line	(dB)	Level	Factor	Loss	Factor		MHz	dBuV/m	dBuV/m	dB	dBuV	dB/m	dB	dB	cm	1	5149.58	52.55	74.00	-21.45	40.58	36.11	8.53	32.67	200	300	PEAK	<table border="1"> <thead> <tr> <th>Limit</th> <th>Margin</th> <th>Read</th> <th>Ant</th> <th>Cable</th> <th>Preamp</th> <th>APos</th> <th>TPos</th> <th>Remark</th> </tr> <tr> <th>Freq</th> <th>Level</th> <th>Line</th> <th>(dB)</th> <th>Level</th> <th>Factor</th> <th>Loss</th> <th>Factor</th> <th></th> </tr> <tr> <th>MHz</th> <th>dBuV/m</th> <th>dBuV/m</th> <th>dB</th> <th>dBuV</th> <th>dB/m</th> <th>dB</th> <th>dB</th> <th>cm</th> </tr> </thead> <tbody> <tr> <td>1</td> <td>5180.00</td> <td>111.88</td> <td>-----</td> <td>-----</td> <td>99.87</td> <td>36.09</td> <td>8.58</td> <td>32.66</td> <td>200</td> <td>300</td> <td>PEAK</td> </tr> </tbody> </table>	Limit	Margin	Read	Ant	Cable	Preamp	APos	TPos	Remark	Freq	Level	Line	(dB)	Level	Factor	Loss	Factor		MHz	dBuV/m	dBuV/m	dB	dBuV	dB/m	dB	dB	cm	1	5180.00	111.88	-----	-----	99.87	36.09	8.58	32.66	200	300	PEAK
	Limit	Margin	Read	Ant	Cable	Preamp	APos	TPos	Remark																																																																							
Freq	Level	Line	(dB)	Level	Factor	Loss	Factor																																																																									
MHz	dBuV/m	dBuV/m	dB	dBuV	dB/m	dB	dB	cm																																																																								
1	5149.58	52.55	74.00	-21.45	40.58	36.11	8.53	32.67	200	300	PEAK																																																																					
Limit	Margin	Read	Ant	Cable	Preamp	APos	TPos	Remark																																																																								
Freq	Level	Line	(dB)	Level	Factor	Loss	Factor																																																																									
MHz	dBuV/m	dBuV/m	dB	dBuV	dB/m	dB	dB	cm																																																																								
1	5180.00	111.88	-----	-----	99.87	36.09	8.58	32.66	200	300	PEAK																																																																					
Avg	<table border="1"> <thead> <tr> <th>Limit</th> <th>Margin</th> <th>Read</th> <th>Ant</th> <th>Cable</th> <th>Preamp</th> <th>APos</th> <th>TPos</th> <th>Remark</th> </tr> <tr> <th>Freq</th> <th>Level</th> <th>Line</th> <th>(dB)</th> <th>Level</th> <th>Factor</th> <th>Loss</th> <th>Factor</th> <th></th> </tr> <tr> <th>MHz</th> <th>dBuV/m</th> <th>dBuV/m</th> <th>dB</th> <th>dBuV</th> <th>dB/m</th> <th>dB</th> <th>dB</th> <th>cm</th> </tr> </thead> <tbody> <tr> <td>1</td> <td>5131.94</td> <td>44.99</td> <td>54.00</td> <td>-9.01</td> <td>33.04</td> <td>36.12</td> <td>8.50</td> <td>32.67</td> <td>200</td> <td>300</td> <td>AVERAGE</td> </tr> </tbody> </table>	Limit	Margin	Read	Ant	Cable	Preamp	APos	TPos	Remark	Freq	Level	Line	(dB)	Level	Factor	Loss	Factor		MHz	dBuV/m	dBuV/m	dB	dBuV	dB/m	dB	dB	cm	1	5131.94	44.99	54.00	-9.01	33.04	36.12	8.50	32.67	200	300	AVERAGE	<table border="1"> <thead> <tr> <th>Limit</th> <th>Margin</th> <th>Read</th> <th>Ant</th> <th>Cable</th> <th>Preamp</th> <th>APos</th> <th>TPos</th> <th>Remark</th> </tr> <tr> <th>Freq</th> <th>Level</th> <th>Line</th> <th>(dB)</th> <th>Level</th> <th>Factor</th> <th>Loss</th> <th>Factor</th> <th></th> </tr> <tr> <th>MHz</th> <th>dBuV/m</th> <th>dBuV/m</th> <th>dB</th> <th>dBuV</th> <th>dB/m</th> <th>dB</th> <th>dB</th> <th>cm</th> </tr> </thead> <tbody> <tr> <td>1</td> <td>5180.00</td> <td>103.84</td> <td>-----</td> <td>-----</td> <td>91.84</td> <td>36.10</td> <td>8.57</td> <td>32.67</td> <td>200</td> <td>300</td> <td>AVERAGE</td> </tr> </tbody> </table>	Limit	Margin	Read	Ant	Cable	Preamp	APos	TPos	Remark	Freq	Level	Line	(dB)	Level	Factor	Loss	Factor		MHz	dBuV/m	dBuV/m	dB	dBuV	dB/m	dB	dB	cm	1	5180.00	103.84	-----	-----	91.84	36.10	8.57	32.67	200	300	AVERAGE
Limit	Margin	Read	Ant	Cable	Preamp	APos	TPos	Remark																																																																								
Freq	Level	Line	(dB)	Level	Factor	Loss	Factor																																																																									
MHz	dBuV/m	dBuV/m	dB	dBuV	dB/m	dB	dB	cm																																																																								
1	5131.94	44.99	54.00	-9.01	33.04	36.12	8.50	32.67	200	300	AVERAGE																																																																					
Limit	Margin	Read	Ant	Cable	Preamp	APos	TPos	Remark																																																																								
Freq	Level	Line	(dB)	Level	Factor	Loss	Factor																																																																									
MHz	dBuV/m	dBuV/m	dB	dBuV	dB/m	dB	dB	cm																																																																								
1	5180.00	103.84	-----	-----	91.84	36.10	8.57	32.67	200	300	AVERAGE																																																																					



37																																								
Mode	Band Edge																																							
	U-NII-2A_5.25-5.35_802.11ax HE20_CH64_Partial_5320MHz																																							
ANT	CDD 0+1																																							
Pol.	Horizontal																																							
Peak	 <p style="text-align: right;">Date: 2024-02-26</p> <table border="1"> <thead> <tr> <th>Limit</th> <th>Margin</th> <th>Read</th> <th>Ant</th> <th>Cable</th> <th>Preamp</th> <th>APos</th> <th>TPos</th> <th>Remark</th> </tr> <tr> <th>Freq</th> <th>Level</th> <th>Line</th> <th>(dB)</th> <th>Level</th> <th>Factor</th> <th>Loss</th> <th>Factor</th> <th></th> </tr> <tr> <th>MHz</th> <th>dBuV/m</th> <th>dBuV/m</th> <th>dBuV</th> <th>dB/m</th> <th>dB</th> <th>dB</th> <th>cm</th> <th>deg</th> </tr> </thead> <tbody> <tr> <td>1</td> <td>5405.40</td> <td>51.77</td> <td>74.00</td> <td>-22.23</td> <td>38.78</td> <td>35.96</td> <td>9.65</td> <td>32.62</td> <td>179</td> <td>23</td> <td>PEAK</td> </tr> </tbody> </table>	Limit	Margin	Read	Ant	Cable	Preamp	APos	TPos	Remark	Freq	Level	Line	(dB)	Level	Factor	Loss	Factor		MHz	dBuV/m	dBuV/m	dBuV	dB/m	dB	dB	cm	deg	1	5405.40	51.77	74.00	-22.23	38.78	35.96	9.65	32.62	179	23	PEAK
	Limit	Margin	Read	Ant	Cable	Preamp	APos	TPos	Remark																															
Freq	Level	Line	(dB)	Level	Factor	Loss	Factor																																	
MHz	dBuV/m	dBuV/m	dBuV	dB/m	dB	dB	cm	deg																																
1	5405.40	51.77	74.00	-22.23	38.78	35.96	9.65	32.62	179	23	PEAK																													
 <p style="text-align: right;">Date: 2024-02-26</p> <table border="1"> <thead> <tr> <th>Limit</th> <th>Margin</th> <th>Read</th> <th>Ant</th> <th>Cable</th> <th>Preamp</th> <th>APos</th> <th>TPos</th> <th>Remark</th> </tr> <tr> <th>Freq</th> <th>Level</th> <th>Line</th> <th>(dB)</th> <th>Level</th> <th>Factor</th> <th>Loss</th> <th>Factor</th> <th></th> </tr> <tr> <th>MHz</th> <th>dBuV/m</th> <th>dBuV/m</th> <th>dBuV</th> <th>dB/m</th> <th>dB</th> <th>dB</th> <th>cm</th> <th>deg</th> </tr> </thead> <tbody> <tr> <td>1</td> <td>5320.00</td> <td>100.86</td> <td>-----</td> <td>-----</td> <td>88.25</td> <td>36.00</td> <td>9.24</td> <td>32.63</td> <td>179</td> <td>23</td> <td>PEAK</td> </tr> </tbody> </table>	Limit	Margin	Read	Ant	Cable	Preamp	APos	TPos	Remark	Freq	Level	Line	(dB)	Level	Factor	Loss	Factor		MHz	dBuV/m	dBuV/m	dBuV	dB/m	dB	dB	cm	deg	1	5320.00	100.86	-----	-----	88.25	36.00	9.24	32.63	179	23	PEAK	
Limit	Margin	Read	Ant	Cable	Preamp	APos	TPos	Remark																																
Freq	Level	Line	(dB)	Level	Factor	Loss	Factor																																	
MHz	dBuV/m	dBuV/m	dBuV	dB/m	dB	dB	cm	deg																																
1	5320.00	100.86	-----	-----	88.25	36.00	9.24	32.63	179	23	PEAK																													
Avg	 <p style="text-align: right;">Date: 2024-02-26</p> <table border="1"> <thead> <tr> <th>Limit</th> <th>Margin</th> <th>Read</th> <th>Ant</th> <th>Cable</th> <th>Preamp</th> <th>APos</th> <th>TPos</th> <th>Remark</th> </tr> <tr> <th>Freq</th> <th>Level</th> <th>Line</th> <th>(dB)</th> <th>Level</th> <th>Factor</th> <th>Loss</th> <th>Factor</th> <th></th> </tr> <tr> <th>MHz</th> <th>dBuV/m</th> <th>dBuV/m</th> <th>dBuV</th> <th>dB/m</th> <th>dB</th> <th>dB</th> <th>cm</th> <th>deg</th> </tr> </thead> <tbody> <tr> <td>1</td> <td>5373.90</td> <td>44.45</td> <td>54.00</td> <td>-9.55</td> <td>31.61</td> <td>35.98</td> <td>9.49</td> <td>32.63</td> <td>179</td> <td>23</td> <td>AVERAGE</td> </tr> </tbody> </table>	Limit	Margin	Read	Ant	Cable	Preamp	APos	TPos	Remark	Freq	Level	Line	(dB)	Level	Factor	Loss	Factor		MHz	dBuV/m	dBuV/m	dBuV	dB/m	dB	dB	cm	deg	1	5373.90	44.45	54.00	-9.55	31.61	35.98	9.49	32.63	179	23	AVERAGE
	Limit	Margin	Read	Ant	Cable	Preamp	APos	TPos	Remark																															
Freq	Level	Line	(dB)	Level	Factor	Loss	Factor																																	
MHz	dBuV/m	dBuV/m	dBuV	dB/m	dB	dB	cm	deg																																
1	5373.90	44.45	54.00	-9.55	31.61	35.98	9.49	32.63	179	23	AVERAGE																													
 <p style="text-align: right;">Date: 2024-02-26</p> <table border="1"> <thead> <tr> <th>Limit</th> <th>Margin</th> <th>Read</th> <th>Ant</th> <th>Cable</th> <th>Preamp</th> <th>APos</th> <th>TPos</th> <th>Remark</th> </tr> <tr> <th>Freq</th> <th>Level</th> <th>Line</th> <th>(dB)</th> <th>Level</th> <th>Factor</th> <th>Loss</th> <th>Factor</th> <th></th> </tr> <tr> <th>MHz</th> <th>dBuV/m</th> <th>dBuV/m</th> <th>dBuV</th> <th>dB/m</th> <th>dB</th> <th>dB</th> <th>cm</th> <th>deg</th> </tr> </thead> <tbody> <tr> <td>1</td> <td>5320.00</td> <td>94.80</td> <td>-----</td> <td>-----</td> <td>82.19</td> <td>36.00</td> <td>9.24</td> <td>32.63</td> <td>179</td> <td>23</td> <td>AVERAGE</td> </tr> </tbody> </table>	Limit	Margin	Read	Ant	Cable	Preamp	APos	TPos	Remark	Freq	Level	Line	(dB)	Level	Factor	Loss	Factor		MHz	dBuV/m	dBuV/m	dBuV	dB/m	dB	dB	cm	deg	1	5320.00	94.80	-----	-----	82.19	36.00	9.24	32.63	179	23	AVERAGE	
Limit	Margin	Read	Ant	Cable	Preamp	APos	TPos	Remark																																
Freq	Level	Line	(dB)	Level	Factor	Loss	Factor																																	
MHz	dBuV/m	dBuV/m	dBuV	dB/m	dB	dB	cm	deg																																
1	5320.00	94.80	-----	-----	82.19	36.00	9.24	32.63	179	23	AVERAGE																													



		37																																																																																
Mode	Band Edge																																																																																	
	U-NII-2A_5.25-5.35_802.11ax HE20_CH64_Partial_5320MHz																																																																																	
ANT	CDD 0+1																																																																																	
Pol.	Vertical	Fundamental																																																																																
Peak	<p style="text-align: right;">Date: 2024-02-26</p> <table border="1"> <thead> <tr> <th>Limit</th> <th>Margin</th> <th>Read</th> <th>Ant</th> <th>Cable</th> <th>Preamp</th> <th>APos</th> <th>TPos</th> <th>Remark</th> </tr> <tr> <th>Freq</th> <th>Level</th> <th>Line</th> <th>(dB)</th> <th>Level</th> <th>Factor</th> <th>Loss</th> <th>Factor</th> <th></th> </tr> <tr> <th>MHz</th> <th>dBuV/m</th> <th>dBuV/m</th> <th>dB</th> <th>dBuV</th> <th>dB/m</th> <th>dB</th> <th>dB</th> <th>cm</th> <th>deg</th> </tr> </thead> <tbody> <tr> <td>1</td> <td>5432.02</td> <td>51.85</td> <td>74.00</td> <td>-22.15</td> <td>38.84</td> <td>35.94</td> <td>9.68</td> <td>32.61</td> <td>200</td> <td>300</td> <td>PEAK</td> </tr> </tbody> </table>	Limit	Margin	Read	Ant	Cable	Preamp	APos	TPos	Remark	Freq	Level	Line	(dB)	Level	Factor	Loss	Factor		MHz	dBuV/m	dBuV/m	dB	dBuV	dB/m	dB	dB	cm	deg	1	5432.02	51.85	74.00	-22.15	38.84	35.94	9.68	32.61	200	300	PEAK	<p style="text-align: right;">Date: 2024-02-26</p> <table border="1"> <thead> <tr> <th>Limit</th> <th>Margin</th> <th>Read</th> <th>Ant</th> <th>Cable</th> <th>Preamp</th> <th>APos</th> <th>TPos</th> <th>Remark</th> </tr> <tr> <th>Freq</th> <th>Level</th> <th>Line</th> <th>(dB)</th> <th>Level</th> <th>Factor</th> <th>Loss</th> <th>Factor</th> <th></th> </tr> <tr> <th>MHz</th> <th>dBuV/m</th> <th>dBuV/m</th> <th>dB</th> <th>dBuV</th> <th>dB/m</th> <th>dB</th> <th>dB</th> <th>cm</th> <th>deg</th> </tr> </thead> <tbody> <tr> <td>1</td> <td>5320.00</td> <td>94.20</td> <td>-----</td> <td>-----</td> <td>81.59</td> <td>36.00</td> <td>9.24</td> <td>32.63</td> <td>200</td> <td>300</td> <td>PEAK</td> </tr> </tbody> </table>	Limit	Margin	Read	Ant	Cable	Preamp	APos	TPos	Remark	Freq	Level	Line	(dB)	Level	Factor	Loss	Factor		MHz	dBuV/m	dBuV/m	dB	dBuV	dB/m	dB	dB	cm	deg	1	5320.00	94.20	-----	-----	81.59	36.00	9.24	32.63	200	300	PEAK
	Limit	Margin	Read	Ant	Cable	Preamp	APos	TPos	Remark																																																																									
Freq	Level	Line	(dB)	Level	Factor	Loss	Factor																																																																											
MHz	dBuV/m	dBuV/m	dB	dBuV	dB/m	dB	dB	cm	deg																																																																									
1	5432.02	51.85	74.00	-22.15	38.84	35.94	9.68	32.61	200	300	PEAK																																																																							
Limit	Margin	Read	Ant	Cable	Preamp	APos	TPos	Remark																																																																										
Freq	Level	Line	(dB)	Level	Factor	Loss	Factor																																																																											
MHz	dBuV/m	dBuV/m	dB	dBuV	dB/m	dB	dB	cm	deg																																																																									
1	5320.00	94.20	-----	-----	81.59	36.00	9.24	32.63	200	300	PEAK																																																																							
Avg	<p style="text-align: right;">Date: 2024-02-26</p> <table border="1"> <thead> <tr> <th>Limit</th> <th>Margin</th> <th>Read</th> <th>Ant</th> <th>Cable</th> <th>Preamp</th> <th>APos</th> <th>TPos</th> <th>Remark</th> </tr> <tr> <th>Freq</th> <th>Level</th> <th>Line</th> <th>(dB)</th> <th>Level</th> <th>Factor</th> <th>Loss</th> <th>Factor</th> <th></th> </tr> <tr> <th>MHz</th> <th>dBuV/m</th> <th>dBuV/m</th> <th>dB</th> <th>dBuV</th> <th>dB/m</th> <th>dB</th> <th>dB</th> <th>cm</th> <th>deg</th> </tr> </thead> <tbody> <tr> <td>1</td> <td>5432.28</td> <td>44.61</td> <td>54.00</td> <td>-9.39</td> <td>31.61</td> <td>35.94</td> <td>9.67</td> <td>32.61</td> <td>200</td> <td>300</td> <td>AVERAGE</td> </tr> </tbody> </table>	Limit	Margin	Read	Ant	Cable	Preamp	APos	TPos	Remark	Freq	Level	Line	(dB)	Level	Factor	Loss	Factor		MHz	dBuV/m	dBuV/m	dB	dBuV	dB/m	dB	dB	cm	deg	1	5432.28	44.61	54.00	-9.39	31.61	35.94	9.67	32.61	200	300	AVERAGE	<p style="text-align: right;">Date: 2024-02-26</p> <table border="1"> <thead> <tr> <th>Limit</th> <th>Margin</th> <th>Read</th> <th>Ant</th> <th>Cable</th> <th>Preamp</th> <th>APos</th> <th>TPos</th> <th>Remark</th> </tr> <tr> <th>Freq</th> <th>Level</th> <th>Line</th> <th>(dB)</th> <th>Level</th> <th>Factor</th> <th>Loss</th> <th>Factor</th> <th></th> </tr> <tr> <th>MHz</th> <th>dBuV/m</th> <th>dBuV/m</th> <th>dB</th> <th>dBuV</th> <th>dB/m</th> <th>dB</th> <th>dB</th> <th>cm</th> <th>deg</th> </tr> </thead> <tbody> <tr> <td>1</td> <td>5320.00</td> <td>87.00</td> <td>-----</td> <td>-----</td> <td>74.39</td> <td>36.00</td> <td>9.24</td> <td>32.63</td> <td>200</td> <td>300</td> <td>AVERAGE</td> </tr> </tbody> </table>	Limit	Margin	Read	Ant	Cable	Preamp	APos	TPos	Remark	Freq	Level	Line	(dB)	Level	Factor	Loss	Factor		MHz	dBuV/m	dBuV/m	dB	dBuV	dB/m	dB	dB	cm	deg	1	5320.00	87.00	-----	-----	74.39	36.00	9.24	32.63	200	300	AVERAGE
Limit	Margin	Read	Ant	Cable	Preamp	APos	TPos	Remark																																																																										
Freq	Level	Line	(dB)	Level	Factor	Loss	Factor																																																																											
MHz	dBuV/m	dBuV/m	dB	dBuV	dB/m	dB	dB	cm	deg																																																																									
1	5432.28	44.61	54.00	-9.39	31.61	35.94	9.67	32.61	200	300	AVERAGE																																																																							
Limit	Margin	Read	Ant	Cable	Preamp	APos	TPos	Remark																																																																										
Freq	Level	Line	(dB)	Level	Factor	Loss	Factor																																																																											
MHz	dBuV/m	dBuV/m	dB	dBuV	dB/m	dB	dB	cm	deg																																																																									
1	5320.00	87.00	-----	-----	74.39	36.00	9.24	32.63	200	300	AVERAGE																																																																							

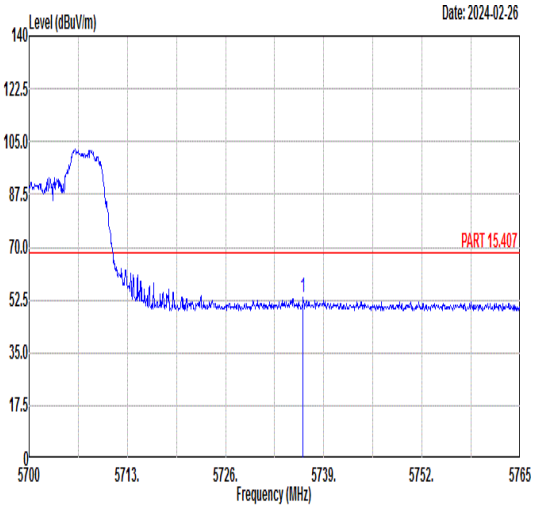
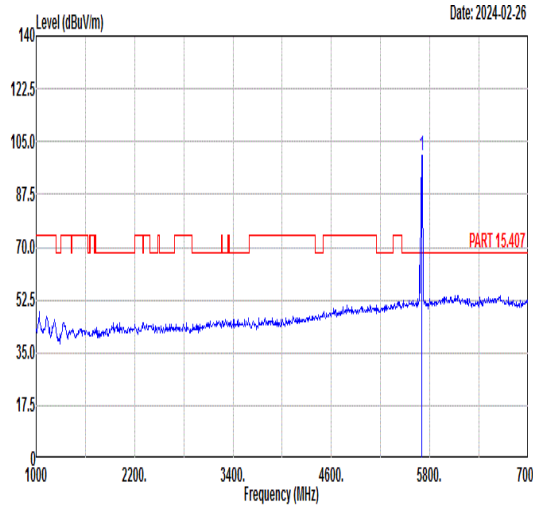
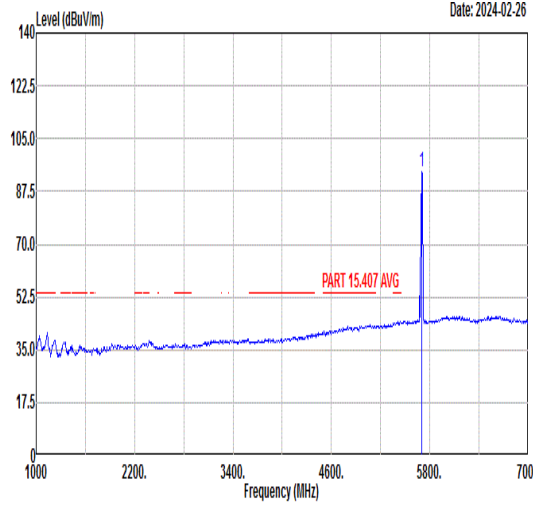


	38																																																																									
Mode	Band Edge																																																																									
	U-NII-2C_5.47-5.725_802.11ax HE20_CH100_Partial_5500MHz																																																																									
ANT	CDD 0+1																																																																									
Pol.	Horizontal	Fundamental																																																																								
Peak	<p style="text-align: right;">Date: 2024-02-26</p> <table border="1"> <thead> <tr> <th>Limit</th> <th>Margin</th> <th>Read</th> <th>Ant</th> <th>Cable</th> <th>Preamp</th> <th>APos</th> <th>TPos</th> <th>Remark</th> </tr> <tr> <th>Freq</th> <th>Level</th> <th>Line</th> <th>Level</th> <th>Factor</th> <th>Loss Factor</th> <th>dB</th> <th>cm</th> <th>deg</th> </tr> </thead> <tbody> <tr> <td>1</td> <td>5458.30</td> <td>52.62</td> <td>74.00</td> <td>-21.38</td> <td>39.61</td> <td>35.93</td> <td>9.69</td> <td>32.61</td> <td>179</td> <td>23</td> <td>PEAK</td> </tr> <tr> <td>2</td> <td>5464.90</td> <td>53.05</td> <td>68.30</td> <td>-15.25</td> <td>40.05</td> <td>35.92</td> <td>9.69</td> <td>32.61</td> <td>179</td> <td>23</td> <td>PEAK</td> </tr> </tbody> </table>	Limit	Margin	Read	Ant	Cable	Preamp	APos	TPos	Remark	Freq	Level	Line	Level	Factor	Loss Factor	dB	cm	deg	1	5458.30	52.62	74.00	-21.38	39.61	35.93	9.69	32.61	179	23	PEAK	2	5464.90	53.05	68.30	-15.25	40.05	35.92	9.69	32.61	179	23	PEAK	<p style="text-align: right;">Date: 2024-02-26</p> <table border="1"> <thead> <tr> <th>Limit</th> <th>Margin</th> <th>Read</th> <th>Ant</th> <th>Cable</th> <th>Preamp</th> <th>APos</th> <th>TPos</th> <th>Remark</th> </tr> <tr> <th>Freq</th> <th>Level</th> <th>Line</th> <th>Level</th> <th>Factor</th> <th>Loss Factor</th> <th>dB</th> <th>cm</th> <th>deg</th> </tr> </thead> <tbody> <tr> <td>1</td> <td>5500.00</td> <td>99.87</td> <td>-----</td> <td>-----</td> <td>86.87</td> <td>35.90</td> <td>9.70</td> <td>32.60</td> <td>179</td> <td>23</td> <td>PEAK</td> </tr> </tbody> </table>	Limit	Margin	Read	Ant	Cable	Preamp	APos	TPos	Remark	Freq	Level	Line	Level	Factor	Loss Factor	dB	cm	deg	1	5500.00	99.87	-----	-----	86.87	35.90	9.70	32.60	179	23	PEAK
	Limit	Margin	Read	Ant	Cable	Preamp	APos	TPos	Remark																																																																	
Freq	Level	Line	Level	Factor	Loss Factor	dB	cm	deg																																																																		
1	5458.30	52.62	74.00	-21.38	39.61	35.93	9.69	32.61	179	23	PEAK																																																															
2	5464.90	53.05	68.30	-15.25	40.05	35.92	9.69	32.61	179	23	PEAK																																																															
Limit	Margin	Read	Ant	Cable	Preamp	APos	TPos	Remark																																																																		
Freq	Level	Line	Level	Factor	Loss Factor	dB	cm	deg																																																																		
1	5500.00	99.87	-----	-----	86.87	35.90	9.70	32.60	179	23	PEAK																																																															
Avg	<p style="text-align: right;">Date: 2024-02-26</p> <table border="1"> <thead> <tr> <th>Limit</th> <th>Margin</th> <th>Read</th> <th>Ant</th> <th>Cable</th> <th>Preamp</th> <th>APos</th> <th>TPos</th> <th>Remark</th> </tr> <tr> <th>Freq</th> <th>Level</th> <th>Line</th> <th>Level</th> <th>Factor</th> <th>Loss Factor</th> <th>dB</th> <th>cm</th> <th>deg</th> </tr> </thead> <tbody> <tr> <td>1</td> <td>5459.65</td> <td>44.97</td> <td>54.00</td> <td>-9.03</td> <td>31.97</td> <td>35.92</td> <td>9.69</td> <td>32.61</td> <td>179</td> <td>23</td> <td>AVERAGE</td> </tr> </tbody> </table>	Limit	Margin	Read	Ant	Cable	Preamp	APos	TPos	Remark	Freq	Level	Line	Level	Factor	Loss Factor	dB	cm	deg	1	5459.65	44.97	54.00	-9.03	31.97	35.92	9.69	32.61	179	23	AVERAGE	<p style="text-align: right;">Date: 2024-02-26</p> <table border="1"> <thead> <tr> <th>Limit</th> <th>Margin</th> <th>Read</th> <th>Ant</th> <th>Cable</th> <th>Preamp</th> <th>APos</th> <th>TPos</th> <th>Remark</th> </tr> <tr> <th>Freq</th> <th>Level</th> <th>Line</th> <th>Level</th> <th>Factor</th> <th>Loss Factor</th> <th>dB</th> <th>cm</th> <th>deg</th> </tr> </thead> <tbody> <tr> <td>1</td> <td>5500.00</td> <td>93.75</td> <td>-----</td> <td>-----</td> <td>80.75</td> <td>35.90</td> <td>9.70</td> <td>32.60</td> <td>179</td> <td>23</td> <td>AVERAGE</td> </tr> </tbody> </table>	Limit	Margin	Read	Ant	Cable	Preamp	APos	TPos	Remark	Freq	Level	Line	Level	Factor	Loss Factor	dB	cm	deg	1	5500.00	93.75	-----	-----	80.75	35.90	9.70	32.60	179	23	AVERAGE												
Limit	Margin	Read	Ant	Cable	Preamp	APos	TPos	Remark																																																																		
Freq	Level	Line	Level	Factor	Loss Factor	dB	cm	deg																																																																		
1	5459.65	44.97	54.00	-9.03	31.97	35.92	9.69	32.61	179	23	AVERAGE																																																															
Limit	Margin	Read	Ant	Cable	Preamp	APos	TPos	Remark																																																																		
Freq	Level	Line	Level	Factor	Loss Factor	dB	cm	deg																																																																		
1	5500.00	93.75	-----	-----	80.75	35.90	9.70	32.60	179	23	AVERAGE																																																															



		38																																																																								
Mode	Band Edge																																																																									
	U-NII-2C_5.47-5.725_802.11ax HE20_CH100_Partial_5500MHz																																																																									
ANT	CDD 0+1																																																																									
Pol.	Vertical	Fundamental																																																																								
Peak	<p style="text-align: right;">Date: 2024-02-26</p> <table border="1"> <thead> <tr> <th>Limit</th> <th>Margin</th> <th>Read</th> <th>Ant</th> <th>Cable</th> <th>Preamp</th> <th>APos</th> <th>TPos</th> <th>Remark</th> </tr> <tr> <th>Freq</th> <th>Level</th> <th>Line</th> <th>Level</th> <th>Factor</th> <th>Loss Factor</th> <th>cm</th> <th>deg</th> <th></th> </tr> </thead> <tbody> <tr> <td>1</td> <td>5451.55</td> <td>54.15</td> <td>74.00</td> <td>-19.85</td> <td>41.15</td> <td>35.93</td> <td>9.68</td> <td>32.61</td> <td>281</td> <td>321</td> <td>PEAK</td> </tr> <tr> <td>2</td> <td>5462.95</td> <td>53.82</td> <td>68.30</td> <td>-14.48</td> <td>40.82</td> <td>35.92</td> <td>9.69</td> <td>32.61</td> <td>281</td> <td>321</td> <td>PEAK</td> </tr> </tbody> </table>	Limit	Margin	Read	Ant	Cable	Preamp	APos	TPos	Remark	Freq	Level	Line	Level	Factor	Loss Factor	cm	deg		1	5451.55	54.15	74.00	-19.85	41.15	35.93	9.68	32.61	281	321	PEAK	2	5462.95	53.82	68.30	-14.48	40.82	35.92	9.69	32.61	281	321	PEAK	<p style="text-align: right;">Date: 2024-02-26</p> <table border="1"> <thead> <tr> <th>Limit</th> <th>Margin</th> <th>Read</th> <th>Ant</th> <th>Cable</th> <th>Preamp</th> <th>APos</th> <th>TPos</th> <th>Remark</th> </tr> <tr> <th>Freq</th> <th>Level</th> <th>Line</th> <th>Level</th> <th>Factor</th> <th>Loss Factor</th> <th>cm</th> <th>deg</th> <th></th> </tr> </thead> <tbody> <tr> <td>1</td> <td>5500.00</td> <td>112.07</td> <td>-----</td> <td>-----</td> <td>99.07</td> <td>35.90</td> <td>9.70</td> <td>32.60</td> <td>281</td> <td>321</td> <td>PEAK</td> </tr> </tbody> </table>	Limit	Margin	Read	Ant	Cable	Preamp	APos	TPos	Remark	Freq	Level	Line	Level	Factor	Loss Factor	cm	deg		1	5500.00	112.07	-----	-----	99.07	35.90	9.70	32.60	281	321	PEAK
	Limit	Margin	Read	Ant	Cable	Preamp	APos	TPos	Remark																																																																	
Freq	Level	Line	Level	Factor	Loss Factor	cm	deg																																																																			
1	5451.55	54.15	74.00	-19.85	41.15	35.93	9.68	32.61	281	321	PEAK																																																															
2	5462.95	53.82	68.30	-14.48	40.82	35.92	9.69	32.61	281	321	PEAK																																																															
Limit	Margin	Read	Ant	Cable	Preamp	APos	TPos	Remark																																																																		
Freq	Level	Line	Level	Factor	Loss Factor	cm	deg																																																																			
1	5500.00	112.07	-----	-----	99.07	35.90	9.70	32.60	281	321	PEAK																																																															
Avg	<p style="text-align: right;">Date: 2024-02-26</p> <table border="1"> <thead> <tr> <th>Limit</th> <th>Margin</th> <th>Read</th> <th>Ant</th> <th>Cable</th> <th>Preamp</th> <th>APos</th> <th>TPos</th> <th>Remark</th> </tr> <tr> <th>Freq</th> <th>Level</th> <th>Line</th> <th>Level</th> <th>Factor</th> <th>Loss Factor</th> <th>cm</th> <th>deg</th> <th></th> </tr> </thead> <tbody> <tr> <td>1</td> <td>5451.25</td> <td>46.44</td> <td>54.00</td> <td>-7.56</td> <td>33.44</td> <td>35.93</td> <td>9.68</td> <td>32.61</td> <td>281</td> <td>321</td> <td>AVERAGE</td> </tr> </tbody> </table>	Limit	Margin	Read	Ant	Cable	Preamp	APos	TPos	Remark	Freq	Level	Line	Level	Factor	Loss Factor	cm	deg		1	5451.25	46.44	54.00	-7.56	33.44	35.93	9.68	32.61	281	321	AVERAGE	<p style="text-align: right;">Date: 2024-02-26</p> <table border="1"> <thead> <tr> <th>Limit</th> <th>Margin</th> <th>Read</th> <th>Ant</th> <th>Cable</th> <th>Preamp</th> <th>APos</th> <th>TPos</th> <th>Remark</th> </tr> <tr> <th>Freq</th> <th>Level</th> <th>Line</th> <th>Level</th> <th>Factor</th> <th>Loss Factor</th> <th>cm</th> <th>deg</th> <th></th> </tr> </thead> <tbody> <tr> <td>1</td> <td>5500.00</td> <td>105.71</td> <td>-----</td> <td>-----</td> <td>92.71</td> <td>35.90</td> <td>9.70</td> <td>32.60</td> <td>281</td> <td>321</td> <td>AVERAGE</td> </tr> </tbody> </table>	Limit	Margin	Read	Ant	Cable	Preamp	APos	TPos	Remark	Freq	Level	Line	Level	Factor	Loss Factor	cm	deg		1	5500.00	105.71	-----	-----	92.71	35.90	9.70	32.60	281	321	AVERAGE												
Limit	Margin	Read	Ant	Cable	Preamp	APos	TPos	Remark																																																																		
Freq	Level	Line	Level	Factor	Loss Factor	cm	deg																																																																			
1	5451.25	46.44	54.00	-7.56	33.44	35.93	9.68	32.61	281	321	AVERAGE																																																															
Limit	Margin	Read	Ant	Cable	Preamp	APos	TPos	Remark																																																																		
Freq	Level	Line	Level	Factor	Loss Factor	cm	deg																																																																			
1	5500.00	105.71	-----	-----	92.71	35.90	9.70	32.60	281	321	AVERAGE																																																															



	39																																																																											
Mode	Band Edge																																																																											
	U-NII-2C_5.47-5.725_802.11ax HE20_CH140_Partial_5700MHz																																																																											
ANT	CDD 0+1																																																																											
Pol.	Horizontal	Fundamental																																																																										
Peak	 <p style="text-align: right;">Date: 2024-02-26</p> <table border="1"> <thead> <tr> <th>Limit</th> <th>Read</th> <th>Ant</th> <th>Cable</th> <th>Preamp</th> <th>APos</th> <th>TPos</th> <th>Remark</th> </tr> <tr> <th>Freq</th> <th>Level</th> <th>Line</th> <th>Margin</th> <th>Level</th> <th>Factor</th> <th>Loss Factor</th> <th></th> </tr> <tr> <th>MHz</th> <th>dBuV/m</th> <th>dBuV/m</th> <th>dB</th> <th>dBuV</th> <th>dB/m</th> <th>dB</th> <th>cm</th> <th>deg</th> </tr> </thead> <tbody> <tr> <td>1</td> <td>5736.27</td> <td>53.23</td> <td>68.30</td> <td>-15.07</td> <td>39.65</td> <td>36.23</td> <td>10.04</td> <td>32.69</td> <td>179</td> <td>23</td> <td>PEAK</td> </tr> </tbody> </table>	Limit	Read	Ant	Cable	Preamp	APos	TPos	Remark	Freq	Level	Line	Margin	Level	Factor	Loss Factor		MHz	dBuV/m	dBuV/m	dB	dBuV	dB/m	dB	cm	deg	1	5736.27	53.23	68.30	-15.07	39.65	36.23	10.04	32.69	179	23	PEAK	 <p style="text-align: right;">Date: 2024-02-26</p> <table border="1"> <thead> <tr> <th>Limit</th> <th>Read</th> <th>Ant</th> <th>Cable</th> <th>Preamp</th> <th>APos</th> <th>TPos</th> <th>Remark</th> </tr> <tr> <th>Freq</th> <th>Level</th> <th>Line</th> <th>Margin</th> <th>Level</th> <th>Factor</th> <th>Loss Factor</th> <th></th> </tr> <tr> <th>MHz</th> <th>dBuV/m</th> <th>dBuV/m</th> <th>dB</th> <th>dBuV</th> <th>dB/m</th> <th>dB</th> <th>cm</th> <th>deg</th> </tr> </thead> <tbody> <tr> <td>1</td> <td>5700.00</td> <td>100.34</td> <td>-----</td> <td>-----</td> <td>86.86</td> <td>36.19</td> <td>9.97</td> <td>32.68</td> <td>179</td> <td>23</td> <td>PEAK</td> </tr> </tbody> </table>	Limit	Read	Ant	Cable	Preamp	APos	TPos	Remark	Freq	Level	Line	Margin	Level	Factor	Loss Factor		MHz	dBuV/m	dBuV/m	dB	dBuV	dB/m	dB	cm	deg	1	5700.00	100.34	-----	-----	86.86	36.19	9.97	32.68	179	23	PEAK
	Limit	Read	Ant	Cable	Preamp	APos	TPos	Remark																																																																				
Freq	Level	Line	Margin	Level	Factor	Loss Factor																																																																						
MHz	dBuV/m	dBuV/m	dB	dBuV	dB/m	dB	cm	deg																																																																				
1	5736.27	53.23	68.30	-15.07	39.65	36.23	10.04	32.69	179	23	PEAK																																																																	
Limit	Read	Ant	Cable	Preamp	APos	TPos	Remark																																																																					
Freq	Level	Line	Margin	Level	Factor	Loss Factor																																																																						
MHz	dBuV/m	dBuV/m	dB	dBuV	dB/m	dB	cm	deg																																																																				
1	5700.00	100.34	-----	-----	86.86	36.19	9.97	32.68	179	23	PEAK																																																																	
Avg	Blank	 <p style="text-align: right;">Date: 2024-02-26</p> <table border="1"> <thead> <tr> <th>Limit</th> <th>Read</th> <th>Ant</th> <th>Cable</th> <th>Preamp</th> <th>APos</th> <th>TPos</th> <th>Remark</th> </tr> <tr> <th>Freq</th> <th>Level</th> <th>Line</th> <th>Margin</th> <th>Level</th> <th>Factor</th> <th>Loss Factor</th> <th></th> </tr> <tr> <th>MHz</th> <th>dBuV/m</th> <th>dBuV/m</th> <th>dB</th> <th>dBuV</th> <th>dB/m</th> <th>dB</th> <th>cm</th> <th>deg</th> </tr> </thead> <tbody> <tr> <td>1</td> <td>5700.00</td> <td>94.21</td> <td>-----</td> <td>-----</td> <td>80.73</td> <td>36.19</td> <td>9.97</td> <td>32.68</td> <td>179</td> <td>23</td> <td>AVERAGE</td> </tr> </tbody> </table>	Limit	Read	Ant	Cable	Preamp	APos	TPos	Remark	Freq	Level	Line	Margin	Level	Factor	Loss Factor		MHz	dBuV/m	dBuV/m	dB	dBuV	dB/m	dB	cm	deg	1	5700.00	94.21	-----	-----	80.73	36.19	9.97	32.68	179	23	AVERAGE																																					
Limit	Read	Ant	Cable	Preamp	APos	TPos	Remark																																																																					
Freq	Level	Line	Margin	Level	Factor	Loss Factor																																																																						
MHz	dBuV/m	dBuV/m	dB	dBuV	dB/m	dB	cm	deg																																																																				
1	5700.00	94.21	-----	-----	80.73	36.19	9.97	32.68	179	23	AVERAGE																																																																	



	39																																																																							
Mode	Band Edge																																																																							
	U-NII-2C_5.47-5.725_802.11ax HE20_CH140_Partial_5700MHz																																																																							
ANT	CDD 0+1																																																																							
Pol.	Vertical	Fundamental																																																																						
Peak	<p style="text-align: right;">Date: 2024-02-27</p> <table border="1"> <thead> <tr> <th>Limit</th> <th>Read</th> <th>Ant</th> <th>Cable</th> <th>Preamp</th> <th>APos</th> <th>TPos</th> <th>Remark</th> </tr> <tr> <th>Freq</th> <th>Level</th> <th>Line</th> <th>Margin</th> <th>Level</th> <th>Factor</th> <th>Loss Factor</th> <th></th> </tr> <tr> <th>MHz</th> <th>dBuV/m</th> <th>dBuV/m</th> <th>dB</th> <th>dBuV</th> <th>dB/m</th> <th>dB</th> <th>cm</th> <th>deg</th> </tr> </thead> <tbody> <tr> <td>1 5730.55</td> <td>67.79</td> <td>68.30</td> <td>-0.51</td> <td>54.23</td> <td>36.22</td> <td>10.03</td> <td>32.69</td> <td>211</td> <td>233 PEAK</td> </tr> </tbody> </table>	Limit	Read	Ant	Cable	Preamp	APos	TPos	Remark	Freq	Level	Line	Margin	Level	Factor	Loss Factor		MHz	dBuV/m	dBuV/m	dB	dBuV	dB/m	dB	cm	deg	1 5730.55	67.79	68.30	-0.51	54.23	36.22	10.03	32.69	211	233 PEAK	<p style="text-align: right;">Date: 2024-02-27</p> <table border="1"> <thead> <tr> <th>Limit</th> <th>Read</th> <th>Ant</th> <th>Cable</th> <th>Preamp</th> <th>APos</th> <th>TPos</th> <th>Remark</th> </tr> <tr> <th>Freq</th> <th>Level</th> <th>Line</th> <th>Margin</th> <th>Level</th> <th>Factor</th> <th>Loss Factor</th> <th></th> </tr> <tr> <th>MHz</th> <th>dBuV/m</th> <th>dBuV/m</th> <th>dB</th> <th>dBuV</th> <th>dB/m</th> <th>dB</th> <th>cm</th> <th>deg</th> </tr> </thead> <tbody> <tr> <td>1 5700.00</td> <td>110.71</td> <td>-----</td> <td>-----</td> <td>97.23</td> <td>36.19</td> <td>9.97</td> <td>32.68</td> <td>211</td> <td>233 PEAK</td> </tr> </tbody> </table>	Limit	Read	Ant	Cable	Preamp	APos	TPos	Remark	Freq	Level	Line	Margin	Level	Factor	Loss Factor		MHz	dBuV/m	dBuV/m	dB	dBuV	dB/m	dB	cm	deg	1 5700.00	110.71	-----	-----	97.23	36.19	9.97	32.68	211	233 PEAK
	Limit	Read	Ant	Cable	Preamp	APos	TPos	Remark																																																																
Freq	Level	Line	Margin	Level	Factor	Loss Factor																																																																		
MHz	dBuV/m	dBuV/m	dB	dBuV	dB/m	dB	cm	deg																																																																
1 5730.55	67.79	68.30	-0.51	54.23	36.22	10.03	32.69	211	233 PEAK																																																															
Limit	Read	Ant	Cable	Preamp	APos	TPos	Remark																																																																	
Freq	Level	Line	Margin	Level	Factor	Loss Factor																																																																		
MHz	dBuV/m	dBuV/m	dB	dBuV	dB/m	dB	cm	deg																																																																
1 5700.00	110.71	-----	-----	97.23	36.19	9.97	32.68	211	233 PEAK																																																															
Avg	Blank	<p style="text-align: right;">Date: 2024-02-27</p> <table border="1"> <thead> <tr> <th>Limit</th> <th>Read</th> <th>Ant</th> <th>Cable</th> <th>Preamp</th> <th>APos</th> <th>TPos</th> <th>Remark</th> </tr> <tr> <th>Freq</th> <th>Level</th> <th>Line</th> <th>Margin</th> <th>Level</th> <th>Factor</th> <th>Loss Factor</th> <th></th> </tr> <tr> <th>MHz</th> <th>dBuV/m</th> <th>dBuV/m</th> <th>dB</th> <th>dBuV</th> <th>dB/m</th> <th>dB</th> <th>cm</th> <th>deg</th> </tr> </thead> <tbody> <tr> <td>1 5700.00</td> <td>103.78</td> <td>-----</td> <td>-----</td> <td>90.30</td> <td>36.19</td> <td>9.97</td> <td>32.68</td> <td>211</td> <td>233 AVERAGE</td> </tr> </tbody> </table>	Limit	Read	Ant	Cable	Preamp	APos	TPos	Remark	Freq	Level	Line	Margin	Level	Factor	Loss Factor		MHz	dBuV/m	dBuV/m	dB	dBuV	dB/m	dB	cm	deg	1 5700.00	103.78	-----	-----	90.30	36.19	9.97	32.68	211	233 AVERAGE																																			
Limit	Read	Ant	Cable	Preamp	APos	TPos	Remark																																																																	
Freq	Level	Line	Margin	Level	Factor	Loss Factor																																																																		
MHz	dBuV/m	dBuV/m	dB	dBuV	dB/m	dB	cm	deg																																																																
1 5700.00	103.78	-----	-----	90.30	36.19	9.97	32.68	211	233 AVERAGE																																																															

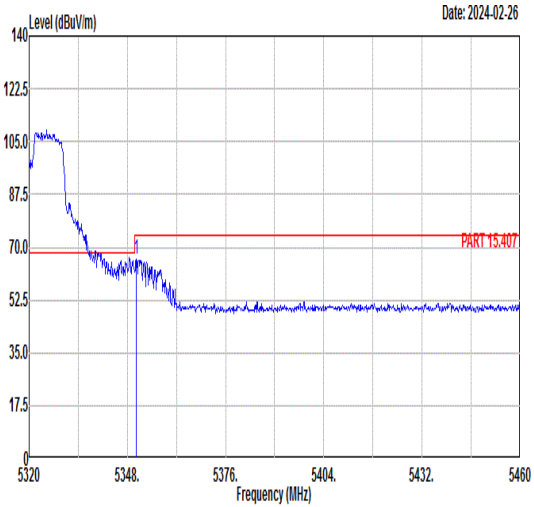
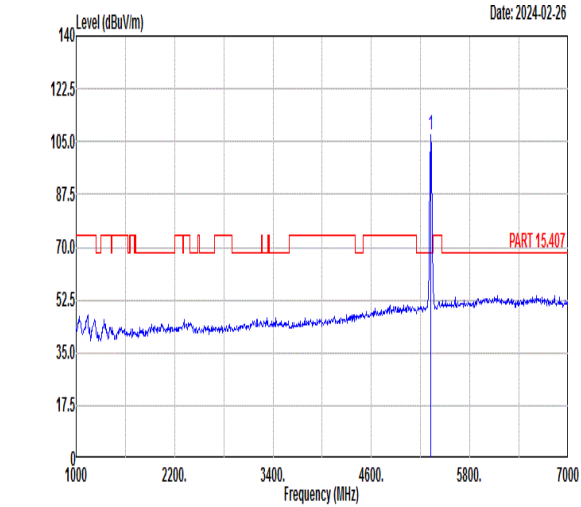
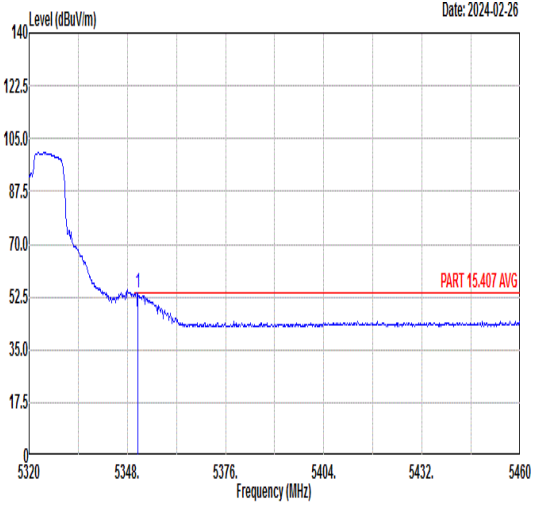
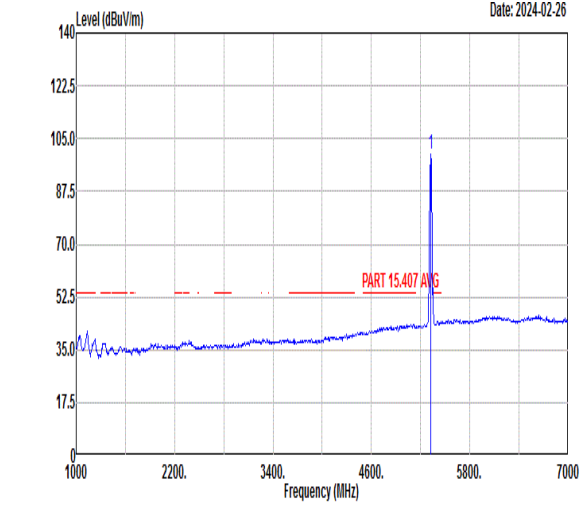


Mode	40																																																																													
	Band Edge																																																																													
	U-NII-1_5.15-5.25_802.11ax HE20_CH36_Partial_5180MHz																																																																													
ANT	CDD 0+1																																																																													
Pol.	Horizontal	Fundamental																																																																												
Peak	<p>Date: 2024-02-26</p> <table border="1"> <thead> <tr> <th>Limit</th> <th>Margin</th> <th>Read</th> <th>Ant</th> <th>Cable</th> <th>Preamp</th> <th>APos</th> <th>TPos</th> <th>Remark</th> </tr> <tr> <th>Freq</th> <th>Level</th> <th>Line</th> <th>Level</th> <th>Factor</th> <th>Loss Factor</th> <th></th> <th></th> <th></th> </tr> <tr> <th>MHz</th> <th>dBuV/m</th> <th>dBuV/m</th> <th>dBuV</th> <th>dB/m</th> <th>dB</th> <th>dB</th> <th>cm</th> <th>deg</th> </tr> </thead> <tbody> <tr> <td>1</td> <td>5138.96</td> <td>50.94</td> <td>74.00</td> <td>-23.06</td> <td>38.97</td> <td>36.12</td> <td>8.52</td> <td>32.67</td> <td>179</td> <td>23 PEAK</td> </tr> </tbody> </table>	Limit	Margin	Read	Ant	Cable	Preamp	APos	TPos	Remark	Freq	Level	Line	Level	Factor	Loss Factor				MHz	dBuV/m	dBuV/m	dBuV	dB/m	dB	dB	cm	deg	1	5138.96	50.94	74.00	-23.06	38.97	36.12	8.52	32.67	179	23 PEAK	<p>Date: 2024-02-26</p> <table border="1"> <thead> <tr> <th>Limit</th> <th>Margin</th> <th>Read</th> <th>Ant</th> <th>Cable</th> <th>Preamp</th> <th>APos</th> <th>TPos</th> <th>Remark</th> </tr> <tr> <th>Freq</th> <th>Level</th> <th>Line</th> <th>Level</th> <th>Factor</th> <th>Loss Factor</th> <th></th> <th></th> <th></th> </tr> <tr> <th>MHz</th> <th>dBuV/m</th> <th>dBuV/m</th> <th>dBuV</th> <th>dB/m</th> <th>dB</th> <th>dB</th> <th>cm</th> <th>deg</th> </tr> </thead> <tbody> <tr> <td>1</td> <td>5180.00</td> <td>96.41</td> <td>-----</td> <td>-----</td> <td>84.40</td> <td>36.09</td> <td>8.58</td> <td>32.66</td> <td>179</td> <td>23 PEAK</td> </tr> </tbody> </table>	Limit	Margin	Read	Ant	Cable	Preamp	APos	TPos	Remark	Freq	Level	Line	Level	Factor	Loss Factor				MHz	dBuV/m	dBuV/m	dBuV	dB/m	dB	dB	cm	deg	1	5180.00	96.41	-----	-----	84.40	36.09	8.58	32.66	179	23 PEAK
	Limit	Margin	Read	Ant	Cable	Preamp	APos	TPos	Remark																																																																					
Freq	Level	Line	Level	Factor	Loss Factor																																																																									
MHz	dBuV/m	dBuV/m	dBuV	dB/m	dB	dB	cm	deg																																																																						
1	5138.96	50.94	74.00	-23.06	38.97	36.12	8.52	32.67	179	23 PEAK																																																																				
Limit	Margin	Read	Ant	Cable	Preamp	APos	TPos	Remark																																																																						
Freq	Level	Line	Level	Factor	Loss Factor																																																																									
MHz	dBuV/m	dBuV/m	dBuV	dB/m	dB	dB	cm	deg																																																																						
1	5180.00	96.41	-----	-----	84.40	36.09	8.58	32.66	179	23 PEAK																																																																				
Avg	<p>Date: 2024-02-26</p> <table border="1"> <thead> <tr> <th>Limit</th> <th>Margin</th> <th>Read</th> <th>Ant</th> <th>Cable</th> <th>Preamp</th> <th>APos</th> <th>TPos</th> <th>Remark</th> </tr> <tr> <th>Freq</th> <th>Level</th> <th>Line</th> <th>Level</th> <th>Factor</th> <th>Loss Factor</th> <th></th> <th></th> <th></th> </tr> <tr> <th>MHz</th> <th>dBuV/m</th> <th>dBuV/m</th> <th>dBuV</th> <th>dB/m</th> <th>dB</th> <th>dB</th> <th>cm</th> <th>deg</th> </tr> </thead> <tbody> <tr> <td>1</td> <td>5053.64</td> <td>43.63</td> <td>54.00</td> <td>-10.37</td> <td>31.79</td> <td>36.17</td> <td>8.36</td> <td>32.69</td> <td>179</td> <td>23 AVERAGE</td> </tr> </tbody> </table>	Limit	Margin	Read	Ant	Cable	Preamp	APos	TPos	Remark	Freq	Level	Line	Level	Factor	Loss Factor				MHz	dBuV/m	dBuV/m	dBuV	dB/m	dB	dB	cm	deg	1	5053.64	43.63	54.00	-10.37	31.79	36.17	8.36	32.69	179	23 AVERAGE	<p>Date: 2024-02-26</p> <table border="1"> <thead> <tr> <th>Limit</th> <th>Margin</th> <th>Read</th> <th>Ant</th> <th>Cable</th> <th>Preamp</th> <th>APos</th> <th>TPos</th> <th>Remark</th> </tr> <tr> <th>Freq</th> <th>Level</th> <th>Line</th> <th>Level</th> <th>Factor</th> <th>Loss Factor</th> <th></th> <th></th> <th></th> </tr> <tr> <th>MHz</th> <th>dBuV/m</th> <th>dBuV/m</th> <th>dBuV</th> <th>dB/m</th> <th>dB</th> <th>dB</th> <th>cm</th> <th>deg</th> </tr> </thead> <tbody> <tr> <td>1</td> <td>5180.00</td> <td>88.04</td> <td>-----</td> <td>-----</td> <td>76.03</td> <td>36.09</td> <td>8.58</td> <td>32.66</td> <td>179</td> <td>23 AVERAGE</td> </tr> </tbody> </table>	Limit	Margin	Read	Ant	Cable	Preamp	APos	TPos	Remark	Freq	Level	Line	Level	Factor	Loss Factor				MHz	dBuV/m	dBuV/m	dBuV	dB/m	dB	dB	cm	deg	1	5180.00	88.04	-----	-----	76.03	36.09	8.58	32.66	179	23 AVERAGE
Limit	Margin	Read	Ant	Cable	Preamp	APos	TPos	Remark																																																																						
Freq	Level	Line	Level	Factor	Loss Factor																																																																									
MHz	dBuV/m	dBuV/m	dBuV	dB/m	dB	dB	cm	deg																																																																						
1	5053.64	43.63	54.00	-10.37	31.79	36.17	8.36	32.69	179	23 AVERAGE																																																																				
Limit	Margin	Read	Ant	Cable	Preamp	APos	TPos	Remark																																																																						
Freq	Level	Line	Level	Factor	Loss Factor																																																																									
MHz	dBuV/m	dBuV/m	dBuV	dB/m	dB	dB	cm	deg																																																																						
1	5180.00	88.04	-----	-----	76.03	36.09	8.58	32.66	179	23 AVERAGE																																																																				



Mode	40																																																																															
	Band Edge																																																																															
	U-NII-1_5.15-5.25_802.11ax HE20_CH36_Partial_5180MHz																																																																															
ANT	CDD 0+1																																																																															
Pol.	Vertical	Fundamental																																																																														
Peak	<table border="1"> <thead> <tr> <th>Limit</th> <th>Margin</th> <th>Read</th> <th>Ant</th> <th>Cable</th> <th>Preamp</th> <th>APos</th> <th>TPos</th> <th>Remark</th> </tr> <tr> <th>Freq</th> <th>Level</th> <th>Line</th> <th>(dB)</th> <th>Level</th> <th>Factor</th> <th>Loss</th> <th>Factor</th> <th></th> </tr> <tr> <th>MHz</th> <th>dBuV/m</th> <th>dBuV/m</th> <th>dB</th> <th>dB/m</th> <th>dB</th> <th>dB</th> <th>cm</th> <th>deg</th> </tr> </thead> <tbody> <tr> <td>1</td> <td>5147.24</td> <td>51.27</td> <td>74.00</td> <td>-22.73</td> <td>39.30</td> <td>36.11</td> <td>8.53</td> <td>32.67</td> <td>281</td> <td>321</td> <td>PEAK</td> </tr> </tbody> </table>	Limit	Margin	Read	Ant	Cable	Preamp	APos	TPos	Remark	Freq	Level	Line	(dB)	Level	Factor	Loss	Factor		MHz	dBuV/m	dBuV/m	dB	dB/m	dB	dB	cm	deg	1	5147.24	51.27	74.00	-22.73	39.30	36.11	8.53	32.67	281	321	PEAK	<table border="1"> <thead> <tr> <th>Limit</th> <th>Margin</th> <th>Read</th> <th>Ant</th> <th>Cable</th> <th>Preamp</th> <th>APos</th> <th>TPos</th> <th>Remark</th> </tr> <tr> <th>Freq</th> <th>Level</th> <th>Line</th> <th>(dB)</th> <th>Level</th> <th>Factor</th> <th>Loss</th> <th>Factor</th> <th></th> </tr> <tr> <th>MHz</th> <th>dBuV/m</th> <th>dBuV/m</th> <th>dB</th> <th>dB/m</th> <th>dB</th> <th>dB</th> <th>cm</th> <th>deg</th> </tr> </thead> <tbody> <tr> <td>1</td> <td>5180.00</td> <td>107.84</td> <td>-----</td> <td>-----</td> <td>95.83</td> <td>36.09</td> <td>8.58</td> <td>32.66</td> <td>281</td> <td>321</td> <td>PEAK</td> </tr> </tbody> </table>	Limit	Margin	Read	Ant	Cable	Preamp	APos	TPos	Remark	Freq	Level	Line	(dB)	Level	Factor	Loss	Factor		MHz	dBuV/m	dBuV/m	dB	dB/m	dB	dB	cm	deg	1	5180.00	107.84	-----	-----	95.83	36.09	8.58	32.66	281	321	PEAK
	Limit	Margin	Read	Ant	Cable	Preamp	APos	TPos	Remark																																																																							
Freq	Level	Line	(dB)	Level	Factor	Loss	Factor																																																																									
MHz	dBuV/m	dBuV/m	dB	dB/m	dB	dB	cm	deg																																																																								
1	5147.24	51.27	74.00	-22.73	39.30	36.11	8.53	32.67	281	321	PEAK																																																																					
Limit	Margin	Read	Ant	Cable	Preamp	APos	TPos	Remark																																																																								
Freq	Level	Line	(dB)	Level	Factor	Loss	Factor																																																																									
MHz	dBuV/m	dBuV/m	dB	dB/m	dB	dB	cm	deg																																																																								
1	5180.00	107.84	-----	-----	95.83	36.09	8.58	32.66	281	321	PEAK																																																																					
Avg	<table border="1"> <thead> <tr> <th>Limit</th> <th>Margin</th> <th>Read</th> <th>Ant</th> <th>Cable</th> <th>Preamp</th> <th>APos</th> <th>TPos</th> <th>Remark</th> </tr> <tr> <th>Freq</th> <th>Level</th> <th>Line</th> <th>(dB)</th> <th>Level</th> <th>Factor</th> <th>Loss</th> <th>Factor</th> <th></th> </tr> <tr> <th>MHz</th> <th>dBuV/m</th> <th>dBuV/m</th> <th>dB</th> <th>dB/m</th> <th>dB</th> <th>dB</th> <th>cm</th> <th>deg</th> </tr> </thead> <tbody> <tr> <td>1</td> <td>5147.96</td> <td>44.09</td> <td>54.00</td> <td>-9.91</td> <td>32.12</td> <td>36.11</td> <td>8.53</td> <td>32.67</td> <td>281</td> <td>321</td> <td>AVERAGE</td> </tr> </tbody> </table>	Limit	Margin	Read	Ant	Cable	Preamp	APos	TPos	Remark	Freq	Level	Line	(dB)	Level	Factor	Loss	Factor		MHz	dBuV/m	dBuV/m	dB	dB/m	dB	dB	cm	deg	1	5147.96	44.09	54.00	-9.91	32.12	36.11	8.53	32.67	281	321	AVERAGE	<table border="1"> <thead> <tr> <th>Limit</th> <th>Margin</th> <th>Read</th> <th>Ant</th> <th>Cable</th> <th>Preamp</th> <th>APos</th> <th>TPos</th> <th>Remark</th> </tr> <tr> <th>Freq</th> <th>Level</th> <th>Line</th> <th>(dB)</th> <th>Level</th> <th>Factor</th> <th>Loss</th> <th>Factor</th> <th></th> </tr> <tr> <th>MHz</th> <th>dBuV/m</th> <th>dBuV/m</th> <th>dB</th> <th>dB/m</th> <th>dB</th> <th>dB</th> <th>cm</th> <th>deg</th> </tr> </thead> <tbody> <tr> <td>1</td> <td>5180.00</td> <td>100.77</td> <td>-----</td> <td>-----</td> <td>88.76</td> <td>36.09</td> <td>8.58</td> <td>32.66</td> <td>281</td> <td>321</td> <td>AVERAGE</td> </tr> </tbody> </table>	Limit	Margin	Read	Ant	Cable	Preamp	APos	TPos	Remark	Freq	Level	Line	(dB)	Level	Factor	Loss	Factor		MHz	dBuV/m	dBuV/m	dB	dB/m	dB	dB	cm	deg	1	5180.00	100.77	-----	-----	88.76	36.09	8.58	32.66	281	321	AVERAGE
Limit	Margin	Read	Ant	Cable	Preamp	APos	TPos	Remark																																																																								
Freq	Level	Line	(dB)	Level	Factor	Loss	Factor																																																																									
MHz	dBuV/m	dBuV/m	dB	dB/m	dB	dB	cm	deg																																																																								
1	5147.96	44.09	54.00	-9.91	32.12	36.11	8.53	32.67	281	321	AVERAGE																																																																					
Limit	Margin	Read	Ant	Cable	Preamp	APos	TPos	Remark																																																																								
Freq	Level	Line	(dB)	Level	Factor	Loss	Factor																																																																									
MHz	dBuV/m	dBuV/m	dB	dB/m	dB	dB	cm	deg																																																																								
1	5180.00	100.77	-----	-----	88.76	36.09	8.58	32.66	281	321	AVERAGE																																																																					



		43																																																																								
Mode	Band Edge																																																																									
	U-NII-2A_5.25-5.35_802.11ax HE20_CH64_Partial_5320MHz																																																																									
ANT	CDD 0+1																																																																									
Pol.	Horizontal	Fundamental																																																																								
Peak	 <p style="text-align: right;">Date: 2024-02-26</p> <table border="1"> <thead> <tr> <th>Limit</th> <th>Read</th> <th>Ant</th> <th>Cable</th> <th>Preamp</th> <th>APos</th> <th>TPos</th> <th>Remark</th> </tr> <tr> <th>Freq</th> <th>Level</th> <th>Line</th> <th>Margin</th> <th>Level</th> <th>Factor</th> <th>Loss Factor</th> <th></th> </tr> <tr> <th>MHz</th> <th>dBuV/m</th> <th>dBuV/m</th> <th>dB</th> <th>dBuV</th> <th>dB/m</th> <th>dB</th> <th>cm</th> </tr> </thead> <tbody> <tr> <td>1</td> <td>5350.52</td> <td>66.25</td> <td>74.00</td> <td>-7.75</td> <td>53.52</td> <td>35.99</td> <td>9.37</td> <td>32.63</td> <td>179</td> <td>23</td> <td>PEAK</td> </tr> </tbody> </table>	Limit	Read	Ant	Cable	Preamp	APos	TPos	Remark	Freq	Level	Line	Margin	Level	Factor	Loss Factor		MHz	dBuV/m	dBuV/m	dB	dBuV	dB/m	dB	cm	1	5350.52	66.25	74.00	-7.75	53.52	35.99	9.37	32.63	179	23	PEAK	 <p style="text-align: right;">Date: 2024-02-26</p> <table border="1"> <thead> <tr> <th>Limit</th> <th>Read</th> <th>Ant</th> <th>Cable</th> <th>Preamp</th> <th>APos</th> <th>TPos</th> <th>Remark</th> </tr> <tr> <th>Freq</th> <th>Level</th> <th>Line</th> <th>Margin</th> <th>Level</th> <th>Factor</th> <th>Loss Factor</th> <th></th> </tr> <tr> <th>MHz</th> <th>dBuV/m</th> <th>dBuV/m</th> <th>dB</th> <th>dBuV</th> <th>dB/m</th> <th>dB</th> <th>cm</th> </tr> </thead> <tbody> <tr> <td>1</td> <td>5320.00</td> <td>107.31</td> <td>-----</td> <td>-----</td> <td>94.73</td> <td>36.01</td> <td>9.21</td> <td>32.64</td> <td>179</td> <td>23</td> <td>PEAK</td> </tr> </tbody> </table>	Limit	Read	Ant	Cable	Preamp	APos	TPos	Remark	Freq	Level	Line	Margin	Level	Factor	Loss Factor		MHz	dBuV/m	dBuV/m	dB	dBuV	dB/m	dB	cm	1	5320.00	107.31	-----	-----	94.73	36.01	9.21	32.64	179	23	PEAK
	Limit	Read	Ant	Cable	Preamp	APos	TPos	Remark																																																																		
Freq	Level	Line	Margin	Level	Factor	Loss Factor																																																																				
MHz	dBuV/m	dBuV/m	dB	dBuV	dB/m	dB	cm																																																																			
1	5350.52	66.25	74.00	-7.75	53.52	35.99	9.37	32.63	179	23	PEAK																																																															
Limit	Read	Ant	Cable	Preamp	APos	TPos	Remark																																																																			
Freq	Level	Line	Margin	Level	Factor	Loss Factor																																																																				
MHz	dBuV/m	dBuV/m	dB	dBuV	dB/m	dB	cm																																																																			
1	5320.00	107.31	-----	-----	94.73	36.01	9.21	32.64	179	23	PEAK																																																															
Avg	 <p style="text-align: right;">Date: 2024-02-26</p> <table border="1"> <thead> <tr> <th>Limit</th> <th>Read</th> <th>Ant</th> <th>Cable</th> <th>Preamp</th> <th>APos</th> <th>TPos</th> <th>Remark</th> </tr> <tr> <th>Freq</th> <th>Level</th> <th>Line</th> <th>Margin</th> <th>Level</th> <th>Factor</th> <th>Loss Factor</th> <th></th> </tr> <tr> <th>MHz</th> <th>dBuV/m</th> <th>dBuV/m</th> <th>dB</th> <th>dBuV</th> <th>dB/m</th> <th>dB</th> <th>cm</th> </tr> </thead> <tbody> <tr> <td>1</td> <td>5351.08</td> <td>53.65</td> <td>54.00</td> <td>-0.35</td> <td>40.92</td> <td>35.99</td> <td>9.37</td> <td>32.63</td> <td>179</td> <td>23</td> <td>AVERAGE</td> </tr> </tbody> </table>	Limit	Read	Ant	Cable	Preamp	APos	TPos	Remark	Freq	Level	Line	Margin	Level	Factor	Loss Factor		MHz	dBuV/m	dBuV/m	dB	dBuV	dB/m	dB	cm	1	5351.08	53.65	54.00	-0.35	40.92	35.99	9.37	32.63	179	23	AVERAGE	 <p style="text-align: right;">Date: 2024-02-26</p> <table border="1"> <thead> <tr> <th>Limit</th> <th>Read</th> <th>Ant</th> <th>Cable</th> <th>Preamp</th> <th>APos</th> <th>TPos</th> <th>Remark</th> </tr> <tr> <th>Freq</th> <th>Level</th> <th>Line</th> <th>Margin</th> <th>Level</th> <th>Factor</th> <th>Loss Factor</th> <th></th> </tr> <tr> <th>MHz</th> <th>dBuV/m</th> <th>dBuV/m</th> <th>dB</th> <th>dBuV</th> <th>dB/m</th> <th>dB</th> <th>cm</th> </tr> </thead> <tbody> <tr> <td>1</td> <td>5320.00</td> <td>100.02</td> <td>-----</td> <td>-----</td> <td>87.44</td> <td>36.01</td> <td>9.21</td> <td>32.64</td> <td>179</td> <td>23</td> <td>AVERAGE</td> </tr> </tbody> </table>	Limit	Read	Ant	Cable	Preamp	APos	TPos	Remark	Freq	Level	Line	Margin	Level	Factor	Loss Factor		MHz	dBuV/m	dBuV/m	dB	dBuV	dB/m	dB	cm	1	5320.00	100.02	-----	-----	87.44	36.01	9.21	32.64	179	23	AVERAGE
	Limit	Read	Ant	Cable	Preamp	APos	TPos	Remark																																																																		
Freq	Level	Line	Margin	Level	Factor	Loss Factor																																																																				
MHz	dBuV/m	dBuV/m	dB	dBuV	dB/m	dB	cm																																																																			
1	5351.08	53.65	54.00	-0.35	40.92	35.99	9.37	32.63	179	23	AVERAGE																																																															
Limit	Read	Ant	Cable	Preamp	APos	TPos	Remark																																																																			
Freq	Level	Line	Margin	Level	Factor	Loss Factor																																																																				
MHz	dBuV/m	dBuV/m	dB	dBuV	dB/m	dB	cm																																																																			
1	5320.00	100.02	-----	-----	87.44	36.01	9.21	32.64	179	23	AVERAGE																																																															



43																																									
Mode	Band Edge																																								
	U-NII-2A_5.25-5.35_802.11ax HE20_CH64_Partial_5320MHz																																								
ANT	CDD 0+1																																								
Pol.	Vertical																																								
Peak	<table border="1"> <thead> <tr> <th>Limit</th> <th>Read</th> <th>Ant</th> <th>Cable</th> <th>Preamp</th> <th>APos</th> <th>TPos</th> <th>Remark</th> </tr> <tr> <th>Freq</th> <th>Level</th> <th>Line</th> <th>Margin</th> <th>Level</th> <th>Factor</th> <th>Loss</th> <th>Factor</th> </tr> <tr> <th>MHz</th> <th>dBuV/m</th> <th>dBuV/m</th> <th>dB</th> <th>dBuV</th> <th>dB/m</th> <th>dB</th> <th>cm</th> </tr> </thead> <tbody> <tr> <td>1 5350.52</td> <td>57.11</td> <td>74.00</td> <td>-16.89</td> <td>44.38</td> <td>35.99</td> <td>9.37</td> <td>32.63</td> </tr> <tr> <td></td> <td></td> <td></td> <td></td> <td></td> <td></td> <td>211</td> <td>233 PEAK</td> </tr> </tbody> </table>	Limit	Read	Ant	Cable	Preamp	APos	TPos	Remark	Freq	Level	Line	Margin	Level	Factor	Loss	Factor	MHz	dBuV/m	dBuV/m	dB	dBuV	dB/m	dB	cm	1 5350.52	57.11	74.00	-16.89	44.38	35.99	9.37	32.63							211	233 PEAK
	Limit	Read	Ant	Cable	Preamp	APos	TPos	Remark																																	
Freq	Level	Line	Margin	Level	Factor	Loss	Factor																																		
MHz	dBuV/m	dBuV/m	dB	dBuV	dB/m	dB	cm																																		
1 5350.52	57.11	74.00	-16.89	44.38	35.99	9.37	32.63																																		
						211	233 PEAK																																		
<table border="1"> <thead> <tr> <th>Limit</th> <th>Read</th> <th>Ant</th> <th>Cable</th> <th>Preamp</th> <th>APos</th> <th>TPos</th> <th>Remark</th> </tr> <tr> <th>Freq</th> <th>Level</th> <th>Line</th> <th>Margin</th> <th>Level</th> <th>Factor</th> <th>Loss</th> <th>Factor</th> </tr> <tr> <th>MHz</th> <th>dBuV/m</th> <th>dBuV/m</th> <th>dB</th> <th>dBuV</th> <th>dB/m</th> <th>dB</th> <th>cm</th> </tr> </thead> <tbody> <tr> <td>1 5320.00</td> <td>111.00</td> <td>-----</td> <td>-----</td> <td>98.42</td> <td>36.01</td> <td>9.21</td> <td>32.64</td> </tr> <tr> <td></td> <td></td> <td></td> <td></td> <td></td> <td></td> <td>211</td> <td>233 PEAK</td> </tr> </tbody> </table>	Limit	Read	Ant	Cable	Preamp	APos	TPos	Remark	Freq	Level	Line	Margin	Level	Factor	Loss	Factor	MHz	dBuV/m	dBuV/m	dB	dBuV	dB/m	dB	cm	1 5320.00	111.00	-----	-----	98.42	36.01	9.21	32.64							211	233 PEAK	
Limit	Read	Ant	Cable	Preamp	APos	TPos	Remark																																		
Freq	Level	Line	Margin	Level	Factor	Loss	Factor																																		
MHz	dBuV/m	dBuV/m	dB	dBuV	dB/m	dB	cm																																		
1 5320.00	111.00	-----	-----	98.42	36.01	9.21	32.64																																		
						211	233 PEAK																																		
Avg	<table border="1"> <thead> <tr> <th>Limit</th> <th>Read</th> <th>Ant</th> <th>Cable</th> <th>Preamp</th> <th>APos</th> <th>TPos</th> <th>Remark</th> </tr> <tr> <th>Freq</th> <th>Level</th> <th>Line</th> <th>Margin</th> <th>Level</th> <th>Factor</th> <th>Loss</th> <th>Factor</th> </tr> <tr> <th>MHz</th> <th>dBuV/m</th> <th>dBuV/m</th> <th>dB</th> <th>dBuV</th> <th>dB/m</th> <th>dB</th> <th>cm</th> </tr> </thead> <tbody> <tr> <td>1 5352.48</td> <td>46.70</td> <td>54.00</td> <td>-7.30</td> <td>33.96</td> <td>35.99</td> <td>9.38</td> <td>32.63</td> </tr> <tr> <td></td> <td></td> <td></td> <td></td> <td></td> <td></td> <td>211</td> <td>233 AVERAGE</td> </tr> </tbody> </table>	Limit	Read	Ant	Cable	Preamp	APos	TPos	Remark	Freq	Level	Line	Margin	Level	Factor	Loss	Factor	MHz	dBuV/m	dBuV/m	dB	dBuV	dB/m	dB	cm	1 5352.48	46.70	54.00	-7.30	33.96	35.99	9.38	32.63							211	233 AVERAGE
	Limit	Read	Ant	Cable	Preamp	APos	TPos	Remark																																	
Freq	Level	Line	Margin	Level	Factor	Loss	Factor																																		
MHz	dBuV/m	dBuV/m	dB	dBuV	dB/m	dB	cm																																		
1 5352.48	46.70	54.00	-7.30	33.96	35.99	9.38	32.63																																		
						211	233 AVERAGE																																		
<table border="1"> <thead> <tr> <th>Limit</th> <th>Read</th> <th>Ant</th> <th>Cable</th> <th>Preamp</th> <th>APos</th> <th>TPos</th> <th>Remark</th> </tr> <tr> <th>Freq</th> <th>Level</th> <th>Line</th> <th>Margin</th> <th>Level</th> <th>Factor</th> <th>Loss</th> <th>Factor</th> </tr> <tr> <th>MHz</th> <th>dBuV/m</th> <th>dBuV/m</th> <th>dB</th> <th>dBuV</th> <th>dB/m</th> <th>dB</th> <th>cm</th> </tr> </thead> <tbody> <tr> <td>1 5320.00</td> <td>103.71</td> <td>-----</td> <td>-----</td> <td>91.10</td> <td>36.00</td> <td>9.24</td> <td>32.63</td> </tr> <tr> <td></td> <td></td> <td></td> <td></td> <td></td> <td></td> <td>211</td> <td>233 AVERAGE</td> </tr> </tbody> </table>	Limit	Read	Ant	Cable	Preamp	APos	TPos	Remark	Freq	Level	Line	Margin	Level	Factor	Loss	Factor	MHz	dBuV/m	dBuV/m	dB	dBuV	dB/m	dB	cm	1 5320.00	103.71	-----	-----	91.10	36.00	9.24	32.63							211	233 AVERAGE	
Limit	Read	Ant	Cable	Preamp	APos	TPos	Remark																																		
Freq	Level	Line	Margin	Level	Factor	Loss	Factor																																		
MHz	dBuV/m	dBuV/m	dB	dBuV	dB/m	dB	cm																																		
1 5320.00	103.71	-----	-----	91.10	36.00	9.24	32.63																																		
						211	233 AVERAGE																																		



		44																																																																								
Mode	Band Edge																																																																									
	U-NII-2C_5.47-5.725_802.11ax HE20_CH100_Partial_5500MHz																																																																									
ANT	CDD 0+1																																																																									
Pol.	Horizontal	Fundamental																																																																								
Peak	<p style="text-align: right;">Date: 2024-02-26</p> <table border="1"> <thead> <tr> <th>Limit</th> <th>Margin</th> <th>Read</th> <th>Ant</th> <th>Cable</th> <th>Preamp</th> <th>APos</th> <th>TPos</th> <th></th> </tr> <tr> <th>Freq</th> <th>Level</th> <th>Line</th> <th>Level</th> <th>Factor</th> <th>Loss Factor</th> <th>dB</th> <th>cm</th> <th>deg</th> </tr> </thead> <tbody> <tr> <td>1</td> <td>5449.00</td> <td>52.39</td> <td>74.00</td> <td>-21.61</td> <td>39.39</td> <td>35.93</td> <td>9.68</td> <td>32.61</td> <td>179</td> <td>23</td> <td>PEAK</td> </tr> <tr> <td>2</td> <td>5468.80</td> <td>53.48</td> <td>68.30</td> <td>-14.82</td> <td>40.48</td> <td>35.92</td> <td>9.69</td> <td>32.61</td> <td>179</td> <td>23</td> <td>PEAK</td> </tr> </tbody> </table>	Limit	Margin	Read	Ant	Cable	Preamp	APos	TPos		Freq	Level	Line	Level	Factor	Loss Factor	dB	cm	deg	1	5449.00	52.39	74.00	-21.61	39.39	35.93	9.68	32.61	179	23	PEAK	2	5468.80	53.48	68.30	-14.82	40.48	35.92	9.69	32.61	179	23	PEAK	<p style="text-align: right;">Date: 2024-02-26</p> <table border="1"> <thead> <tr> <th>Limit</th> <th>Margin</th> <th>Read</th> <th>Ant</th> <th>Cable</th> <th>Preamp</th> <th>APos</th> <th>TPos</th> <th></th> </tr> <tr> <th>Freq</th> <th>Level</th> <th>Line</th> <th>Level</th> <th>Factor</th> <th>Loss Factor</th> <th>dB</th> <th>cm</th> <th>deg</th> </tr> </thead> <tbody> <tr> <td>1</td> <td>5500.00</td> <td>100.47</td> <td>-----</td> <td>-----</td> <td>87.47</td> <td>35.90</td> <td>9.70</td> <td>32.60</td> <td>179</td> <td>23</td> <td>PEAK</td> </tr> </tbody> </table>	Limit	Margin	Read	Ant	Cable	Preamp	APos	TPos		Freq	Level	Line	Level	Factor	Loss Factor	dB	cm	deg	1	5500.00	100.47	-----	-----	87.47	35.90	9.70	32.60	179	23	PEAK
	Limit	Margin	Read	Ant	Cable	Preamp	APos	TPos																																																																		
Freq	Level	Line	Level	Factor	Loss Factor	dB	cm	deg																																																																		
1	5449.00	52.39	74.00	-21.61	39.39	35.93	9.68	32.61	179	23	PEAK																																																															
2	5468.80	53.48	68.30	-14.82	40.48	35.92	9.69	32.61	179	23	PEAK																																																															
Limit	Margin	Read	Ant	Cable	Preamp	APos	TPos																																																																			
Freq	Level	Line	Level	Factor	Loss Factor	dB	cm	deg																																																																		
1	5500.00	100.47	-----	-----	87.47	35.90	9.70	32.60	179	23	PEAK																																																															
Avg	<p style="text-align: right;">Date: 2024-02-26</p> <table border="1"> <thead> <tr> <th>Limit</th> <th>Margin</th> <th>Read</th> <th>Ant</th> <th>Cable</th> <th>Preamp</th> <th>APos</th> <th>TPos</th> <th></th> </tr> <tr> <th>Freq</th> <th>Level</th> <th>Line</th> <th>Level</th> <th>Factor</th> <th>Loss Factor</th> <th>dB</th> <th>cm</th> <th>deg</th> </tr> </thead> <tbody> <tr> <td>1</td> <td>5420.20</td> <td>44.50</td> <td>54.00</td> <td>-9.50</td> <td>31.50</td> <td>35.95</td> <td>9.67</td> <td>32.62</td> <td>179</td> <td>23</td> <td>AVERAGE</td> </tr> </tbody> </table>	Limit	Margin	Read	Ant	Cable	Preamp	APos	TPos		Freq	Level	Line	Level	Factor	Loss Factor	dB	cm	deg	1	5420.20	44.50	54.00	-9.50	31.50	35.95	9.67	32.62	179	23	AVERAGE	<p style="text-align: right;">Date: 2024-02-26</p> <table border="1"> <thead> <tr> <th>Limit</th> <th>Margin</th> <th>Read</th> <th>Ant</th> <th>Cable</th> <th>Preamp</th> <th>APos</th> <th>TPos</th> <th></th> </tr> <tr> <th>Freq</th> <th>Level</th> <th>Line</th> <th>Level</th> <th>Factor</th> <th>Loss Factor</th> <th>dB</th> <th>cm</th> <th>deg</th> </tr> </thead> <tbody> <tr> <td>1</td> <td>5500.00</td> <td>94.16</td> <td>-----</td> <td>-----</td> <td>81.15</td> <td>35.90</td> <td>9.71</td> <td>32.60</td> <td>179</td> <td>23</td> <td>AVERAGE</td> </tr> </tbody> </table>	Limit	Margin	Read	Ant	Cable	Preamp	APos	TPos		Freq	Level	Line	Level	Factor	Loss Factor	dB	cm	deg	1	5500.00	94.16	-----	-----	81.15	35.90	9.71	32.60	179	23	AVERAGE												
	Limit	Margin	Read	Ant	Cable	Preamp	APos	TPos																																																																		
Freq	Level	Line	Level	Factor	Loss Factor	dB	cm	deg																																																																		
1	5420.20	44.50	54.00	-9.50	31.50	35.95	9.67	32.62	179	23	AVERAGE																																																															
Limit	Margin	Read	Ant	Cable	Preamp	APos	TPos																																																																			
Freq	Level	Line	Level	Factor	Loss Factor	dB	cm	deg																																																																		
1	5500.00	94.16	-----	-----	81.15	35.90	9.71	32.60	179	23	AVERAGE																																																															



	44																																																																																								
Mode	Band Edge																																																																																								
	U-NII-2C_5.47-5.725_802.11ax HE20_CH100_Partial_5500MHz																																																																																								
ANT	CDD 0+1																																																																																								
Pol.	Vertical	Fundamental																																																																																							
Peak	<p style="text-align: right;">Date: 2024-02-27</p> <table border="1"> <thead> <tr> <th>Limit</th> <th>Margin</th> <th>Read</th> <th>Ant</th> <th>Cable</th> <th>Preamp</th> <th>APos</th> <th>TPos</th> <th></th> </tr> <tr> <th>Freq</th> <th>Level</th> <th>Line</th> <th>Level</th> <th>Factor</th> <th>Loss Factor</th> <th></th> <th></th> <th>Remark</th> </tr> <tr> <th>MHz</th> <th>dBuV/m</th> <th>dBuV/m</th> <th>dBuV</th> <th>dB/m</th> <th>dB</th> <th>dB</th> <th>cm</th> <th>deg</th> </tr> </thead> <tbody> <tr> <td>1</td> <td>5459.05</td> <td>57.40</td> <td>74.00</td> <td>-16.60</td> <td>44.40</td> <td>35.92</td> <td>9.69</td> <td>32.61</td> <td>281</td> <td>321 PEAK</td> </tr> <tr> <td>2</td> <td>5468.95</td> <td>63.62</td> <td>68.30</td> <td>-4.68</td> <td>50.62</td> <td>35.92</td> <td>9.69</td> <td>32.61</td> <td>281</td> <td>321 PEAK</td> </tr> </tbody> </table>	Limit	Margin	Read	Ant	Cable	Preamp	APos	TPos		Freq	Level	Line	Level	Factor	Loss Factor			Remark	MHz	dBuV/m	dBuV/m	dBuV	dB/m	dB	dB	cm	deg	1	5459.05	57.40	74.00	-16.60	44.40	35.92	9.69	32.61	281	321 PEAK	2	5468.95	63.62	68.30	-4.68	50.62	35.92	9.69	32.61	281	321 PEAK	<p style="text-align: right;">Date: 2024-02-27</p> <table border="1"> <thead> <tr> <th>Limit</th> <th>Margin</th> <th>Read</th> <th>Ant</th> <th>Cable</th> <th>Preamp</th> <th>APos</th> <th>TPos</th> <th></th> </tr> <tr> <th>Freq</th> <th>Level</th> <th>Line</th> <th>Level</th> <th>Factor</th> <th>Loss Factor</th> <th></th> <th></th> <th>Remark</th> </tr> <tr> <th>MHz</th> <th>dBuV/m</th> <th>dBuV/m</th> <th>dBuV</th> <th>dB/m</th> <th>dB</th> <th>dB</th> <th>cm</th> <th>deg</th> </tr> </thead> <tbody> <tr> <td>1</td> <td>5500.00</td> <td>112.57</td> <td>-----</td> <td>-----</td> <td>99.57</td> <td>35.90</td> <td>9.70</td> <td>32.60</td> <td>281</td> <td>321 PEAK</td> </tr> </tbody> </table>	Limit	Margin	Read	Ant	Cable	Preamp	APos	TPos		Freq	Level	Line	Level	Factor	Loss Factor			Remark	MHz	dBuV/m	dBuV/m	dBuV	dB/m	dB	dB	cm	deg	1	5500.00	112.57	-----	-----	99.57	35.90	9.70	32.60	281	321 PEAK
	Limit	Margin	Read	Ant	Cable	Preamp	APos	TPos																																																																																	
Freq	Level	Line	Level	Factor	Loss Factor			Remark																																																																																	
MHz	dBuV/m	dBuV/m	dBuV	dB/m	dB	dB	cm	deg																																																																																	
1	5459.05	57.40	74.00	-16.60	44.40	35.92	9.69	32.61	281	321 PEAK																																																																															
2	5468.95	63.62	68.30	-4.68	50.62	35.92	9.69	32.61	281	321 PEAK																																																																															
Limit	Margin	Read	Ant	Cable	Preamp	APos	TPos																																																																																		
Freq	Level	Line	Level	Factor	Loss Factor			Remark																																																																																	
MHz	dBuV/m	dBuV/m	dBuV	dB/m	dB	dB	cm	deg																																																																																	
1	5500.00	112.57	-----	-----	99.57	35.90	9.70	32.60	281	321 PEAK																																																																															
Avg	<p style="text-align: right;">Date: 2024-02-27</p> <table border="1"> <thead> <tr> <th>Limit</th> <th>Margin</th> <th>Read</th> <th>Ant</th> <th>Cable</th> <th>Preamp</th> <th>APos</th> <th>TPos</th> <th></th> </tr> <tr> <th>Freq</th> <th>Level</th> <th>Line</th> <th>Level</th> <th>Factor</th> <th>Loss Factor</th> <th></th> <th></th> <th>Remark</th> </tr> <tr> <th>MHz</th> <th>dBuV/m</th> <th>dBuV/m</th> <th>dBuV</th> <th>dB/m</th> <th>dB</th> <th>dB</th> <th>cm</th> <th>deg</th> </tr> </thead> <tbody> <tr> <td>1</td> <td>5458.75</td> <td>46.88</td> <td>54.00</td> <td>-7.12</td> <td>33.88</td> <td>35.92</td> <td>9.69</td> <td>32.61</td> <td>281</td> <td>321 AVERAGE</td> </tr> </tbody> </table>	Limit	Margin	Read	Ant	Cable	Preamp	APos	TPos		Freq	Level	Line	Level	Factor	Loss Factor			Remark	MHz	dBuV/m	dBuV/m	dBuV	dB/m	dB	dB	cm	deg	1	5458.75	46.88	54.00	-7.12	33.88	35.92	9.69	32.61	281	321 AVERAGE	<p style="text-align: right;">Date: 2024-02-27</p> <table border="1"> <thead> <tr> <th>Limit</th> <th>Margin</th> <th>Read</th> <th>Ant</th> <th>Cable</th> <th>Preamp</th> <th>APos</th> <th>TPos</th> <th></th> </tr> <tr> <th>Freq</th> <th>Level</th> <th>Line</th> <th>Level</th> <th>Factor</th> <th>Loss Factor</th> <th></th> <th></th> <th>Remark</th> </tr> <tr> <th>MHz</th> <th>dBuV/m</th> <th>dBuV/m</th> <th>dBuV</th> <th>dB/m</th> <th>dB</th> <th>dB</th> <th>cm</th> <th>deg</th> </tr> </thead> <tbody> <tr> <td>1</td> <td>5500.00</td> <td>106.15</td> <td>-----</td> <td>-----</td> <td>93.14</td> <td>35.90</td> <td>9.71</td> <td>32.60</td> <td>281</td> <td>321 AVERAGE</td> </tr> </tbody> </table>	Limit	Margin	Read	Ant	Cable	Preamp	APos	TPos		Freq	Level	Line	Level	Factor	Loss Factor			Remark	MHz	dBuV/m	dBuV/m	dBuV	dB/m	dB	dB	cm	deg	1	5500.00	106.15	-----	-----	93.14	35.90	9.71	32.60	281	321 AVERAGE											
Limit	Margin	Read	Ant	Cable	Preamp	APos	TPos																																																																																		
Freq	Level	Line	Level	Factor	Loss Factor			Remark																																																																																	
MHz	dBuV/m	dBuV/m	dBuV	dB/m	dB	dB	cm	deg																																																																																	
1	5458.75	46.88	54.00	-7.12	33.88	35.92	9.69	32.61	281	321 AVERAGE																																																																															
Limit	Margin	Read	Ant	Cable	Preamp	APos	TPos																																																																																		
Freq	Level	Line	Level	Factor	Loss Factor			Remark																																																																																	
MHz	dBuV/m	dBuV/m	dBuV	dB/m	dB	dB	cm	deg																																																																																	
1	5500.00	106.15	-----	-----	93.14	35.90	9.71	32.60	281	321 AVERAGE																																																																															