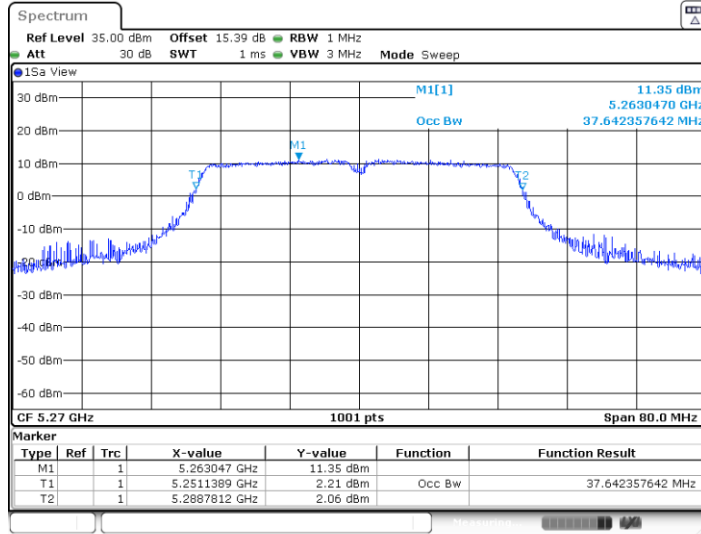


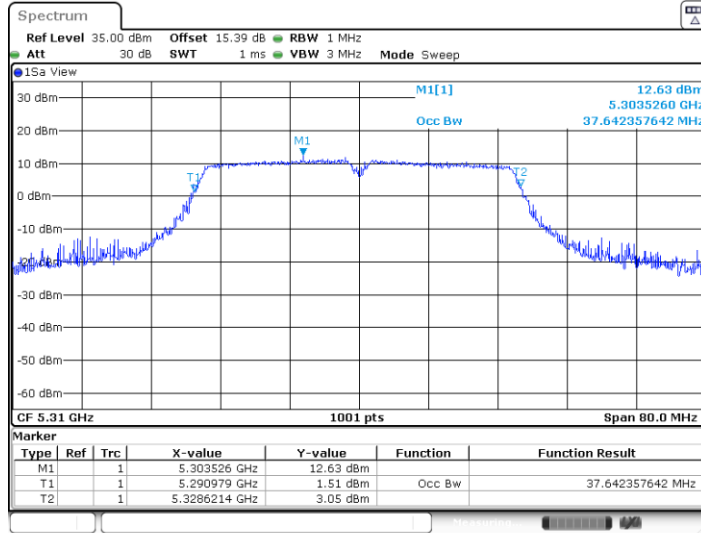


11N40SISO_5270



Date: 13.DEC.2023 18:34:09

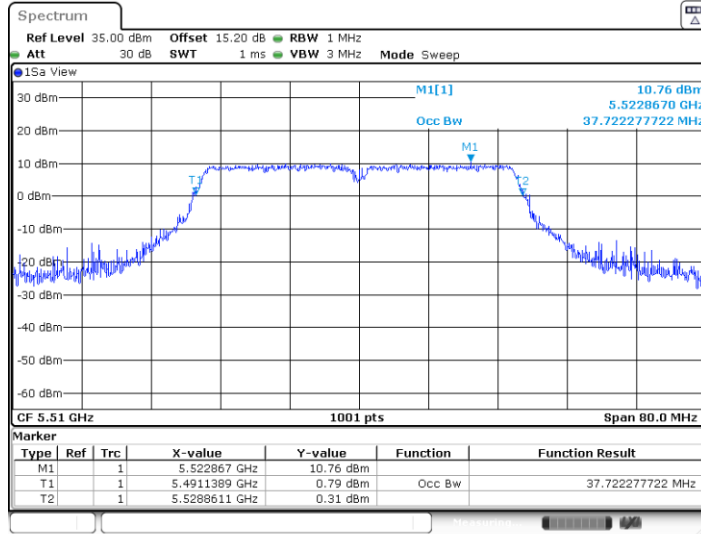
11N40SISO_5310



Date: 13.DEC.2023 18:34:50

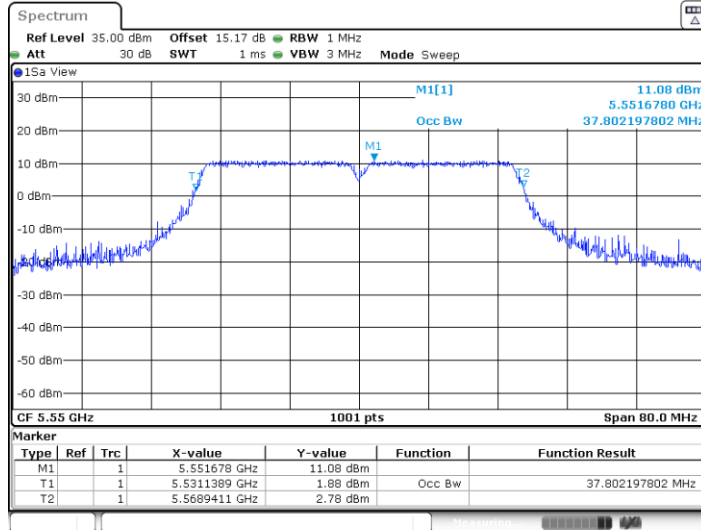


11N40SISO_5510



Date: 13.DEC.2023 18:39:17

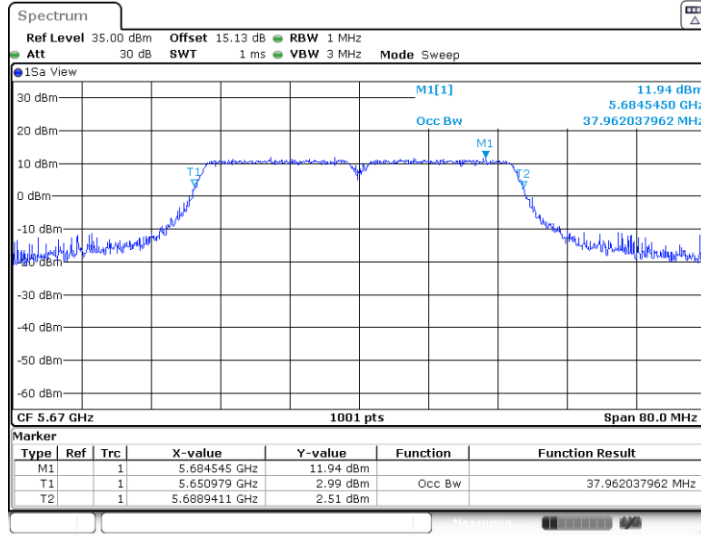
11N40SISO_5550



Date: 13.DEC.2023 18:39:56

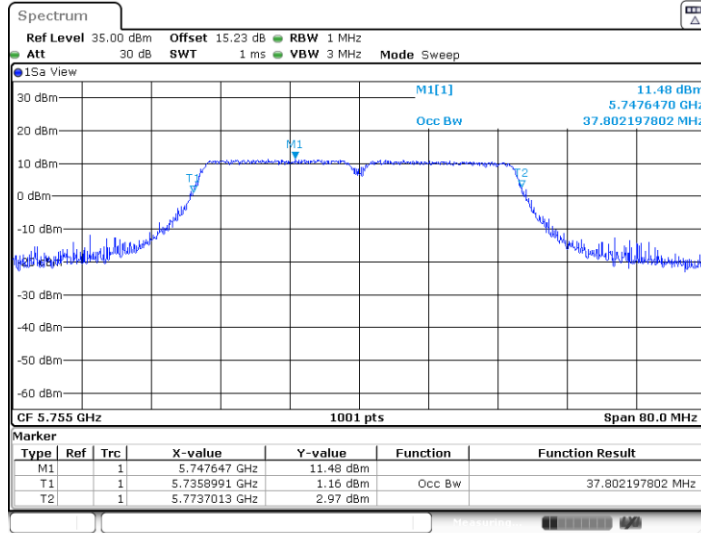


11N40SISO_5670

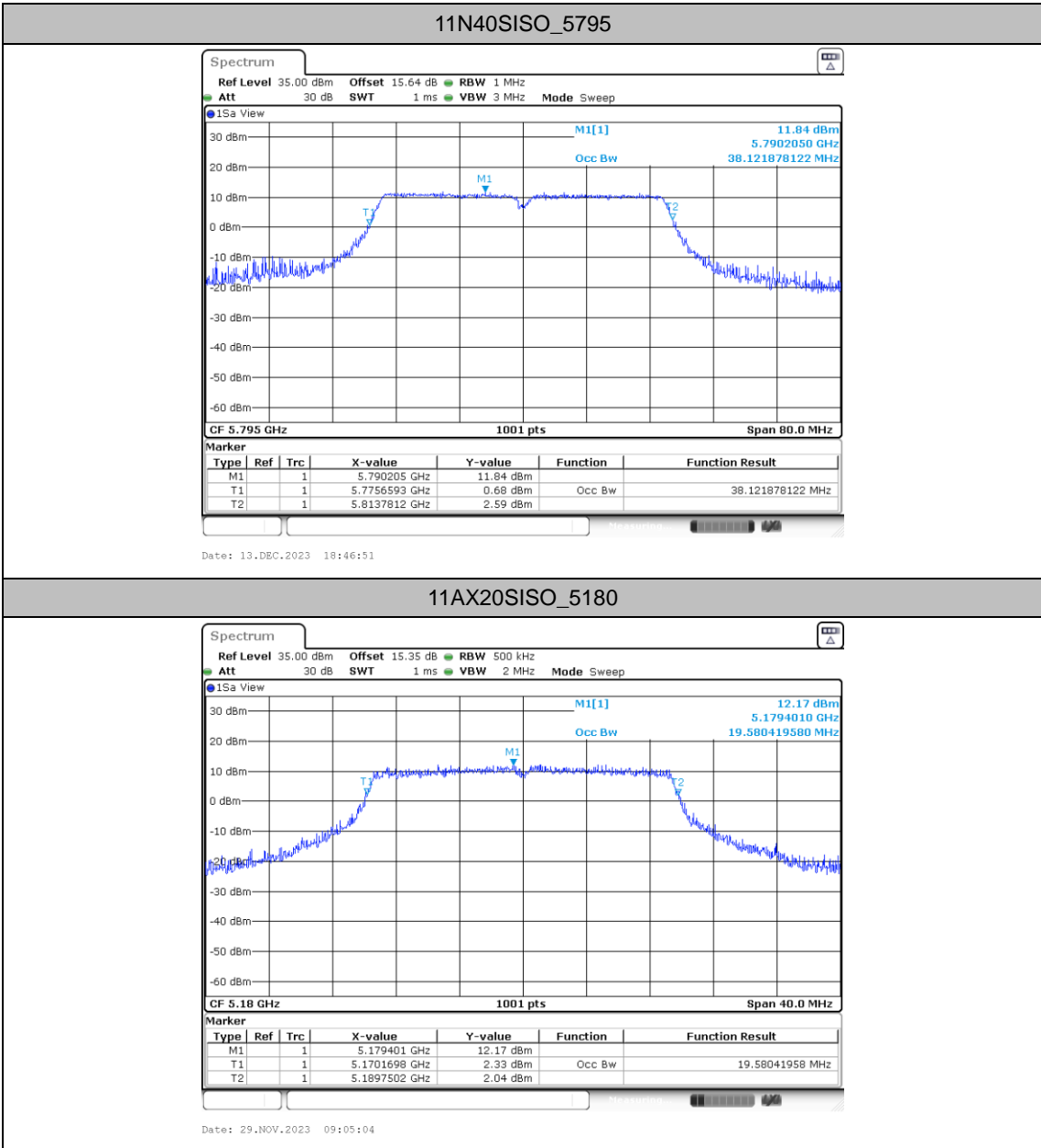


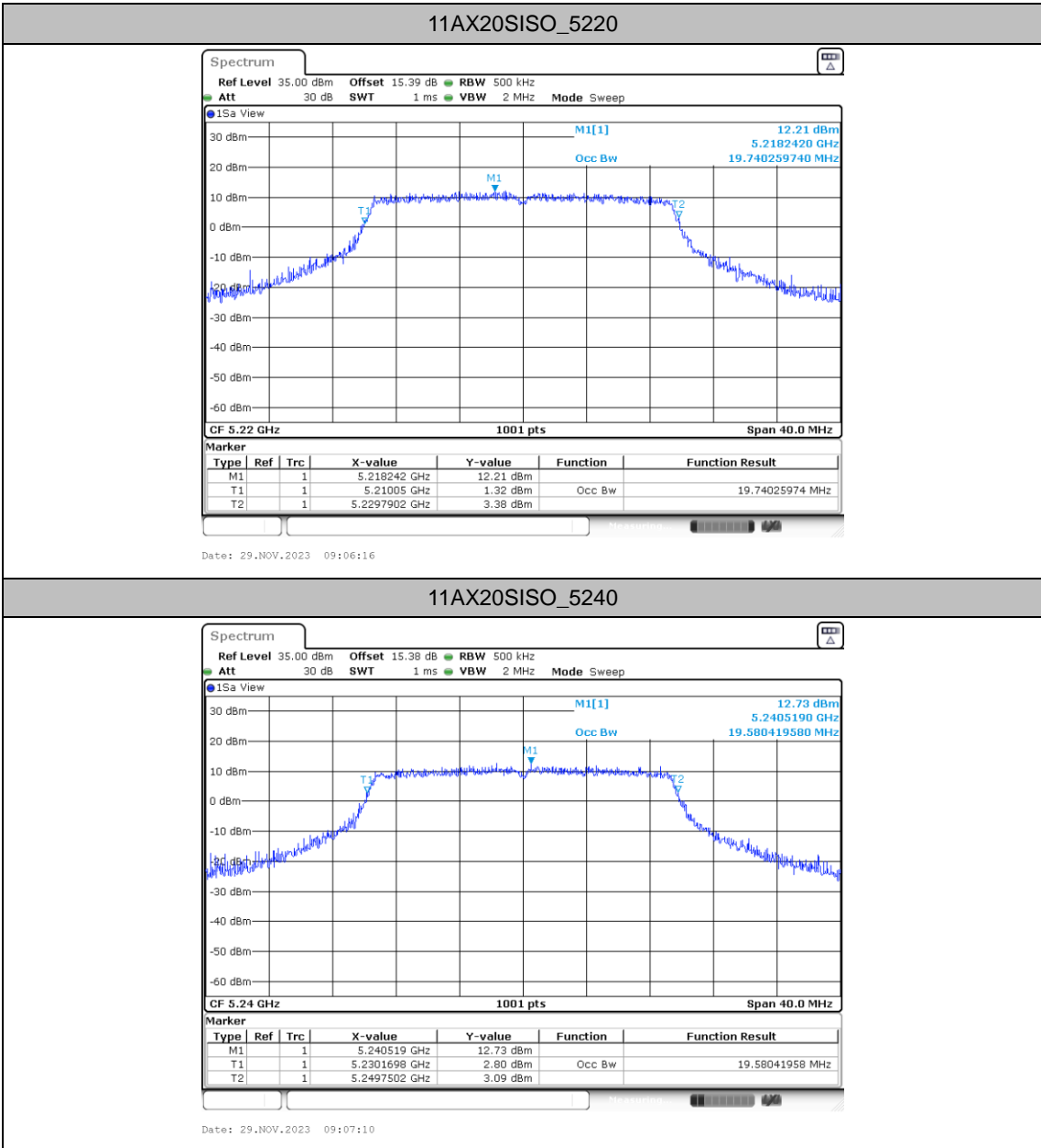
Date: 13.DEC.2023 18:40:40

11N40SISO_5755



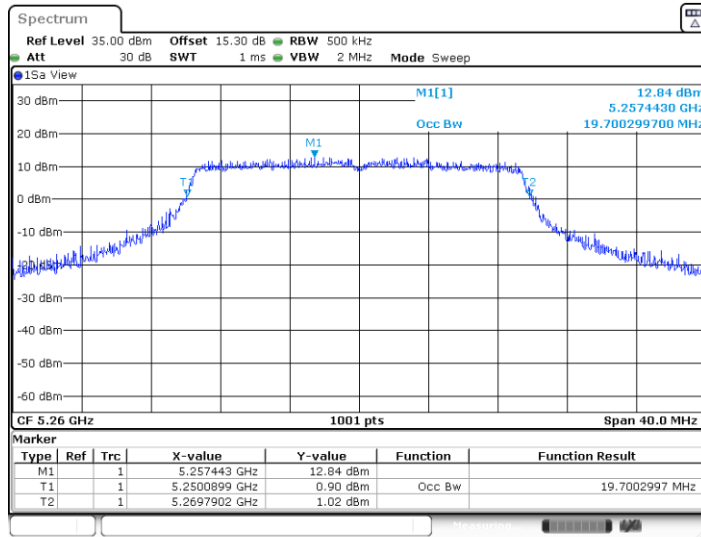
Date: 13.DEC.2023 18:45:48





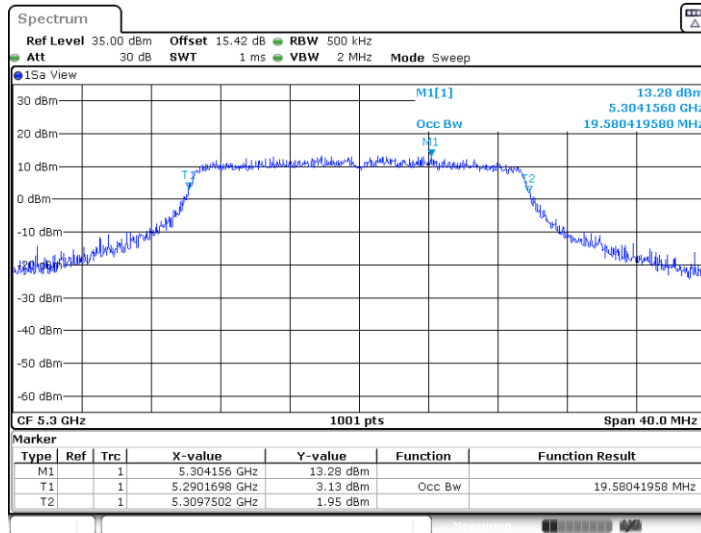


11AX20SISO_5260

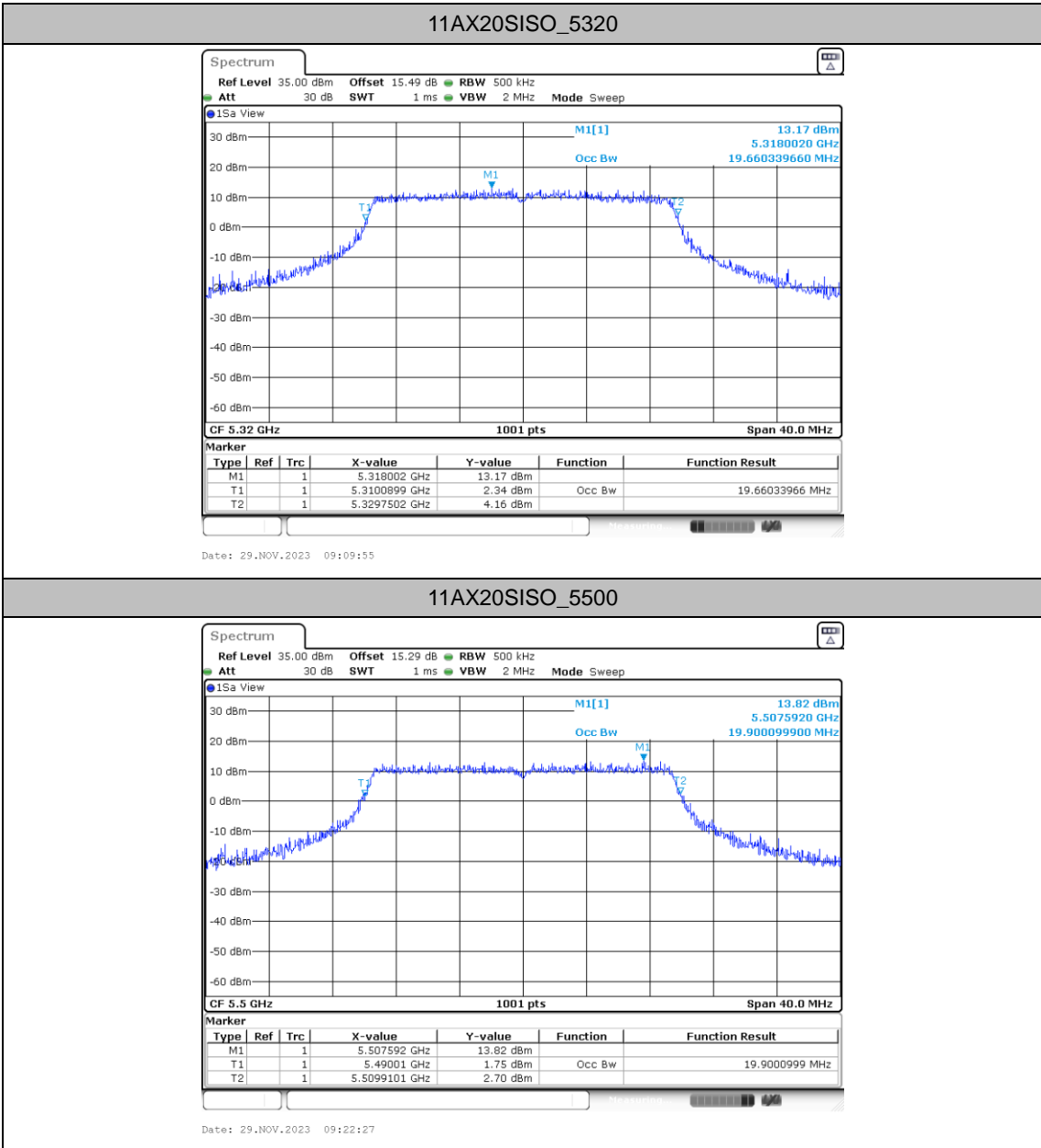


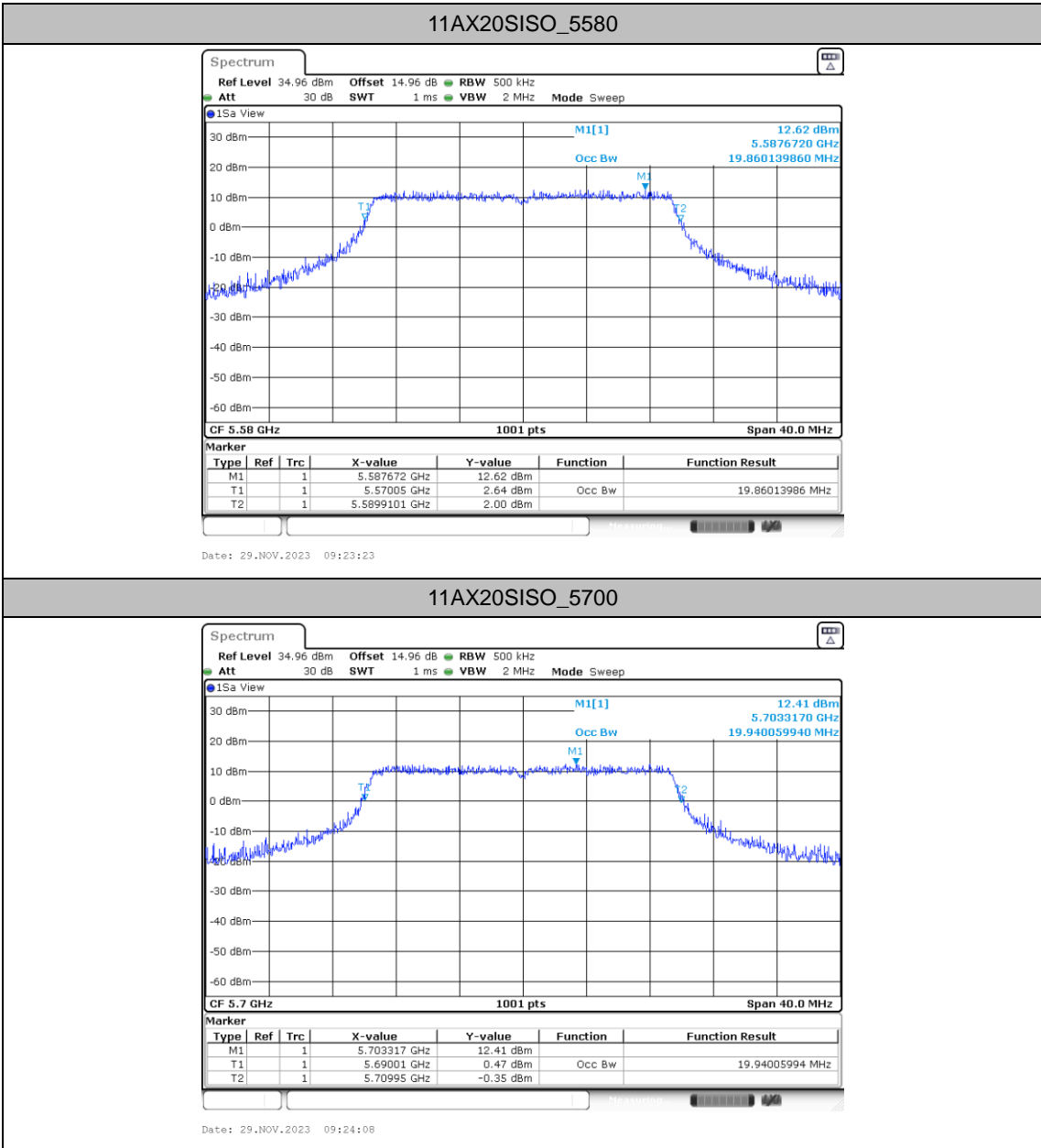
Date: 29.NOV.2023 09:08:04

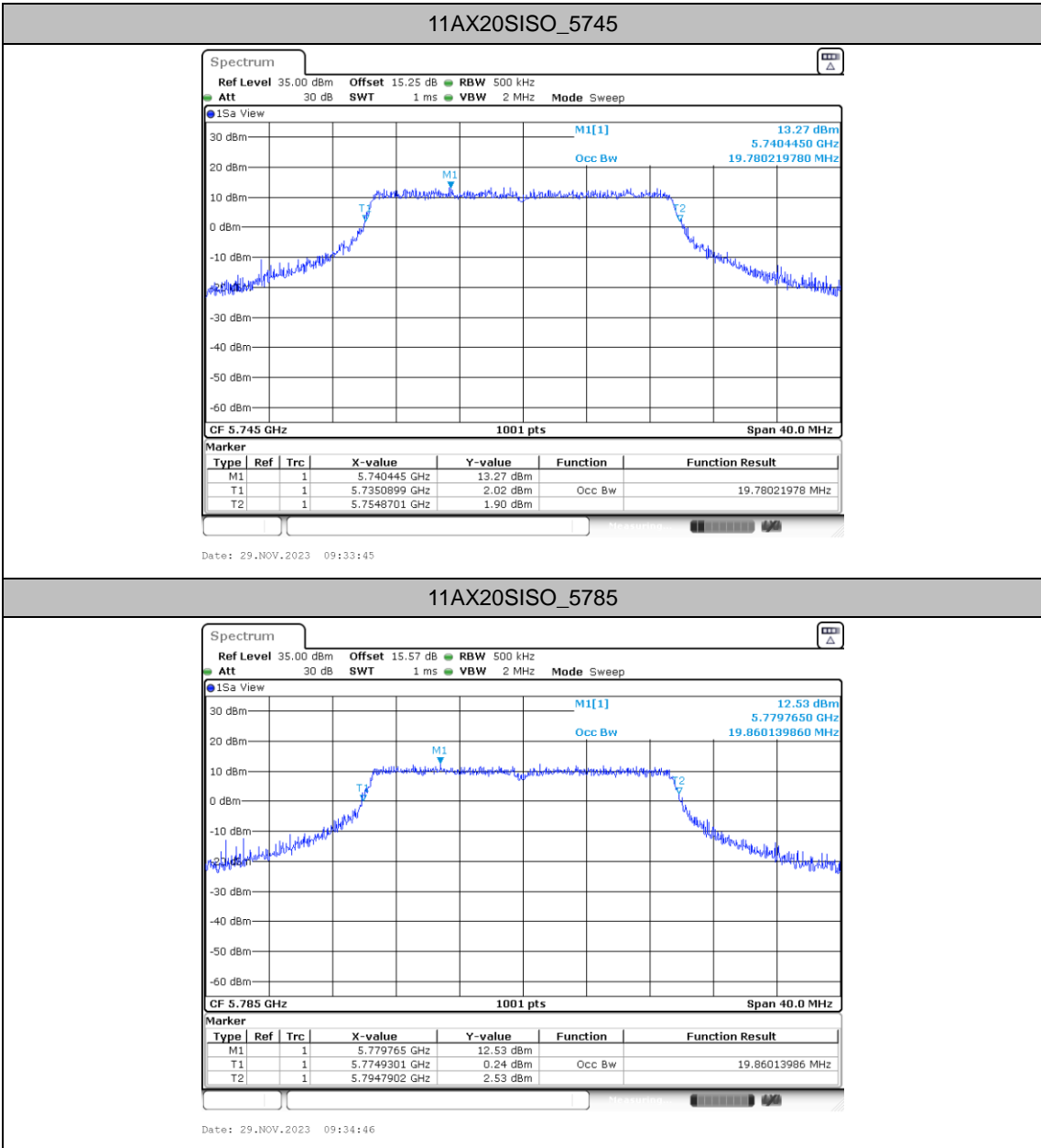
11AX20SISO_5300

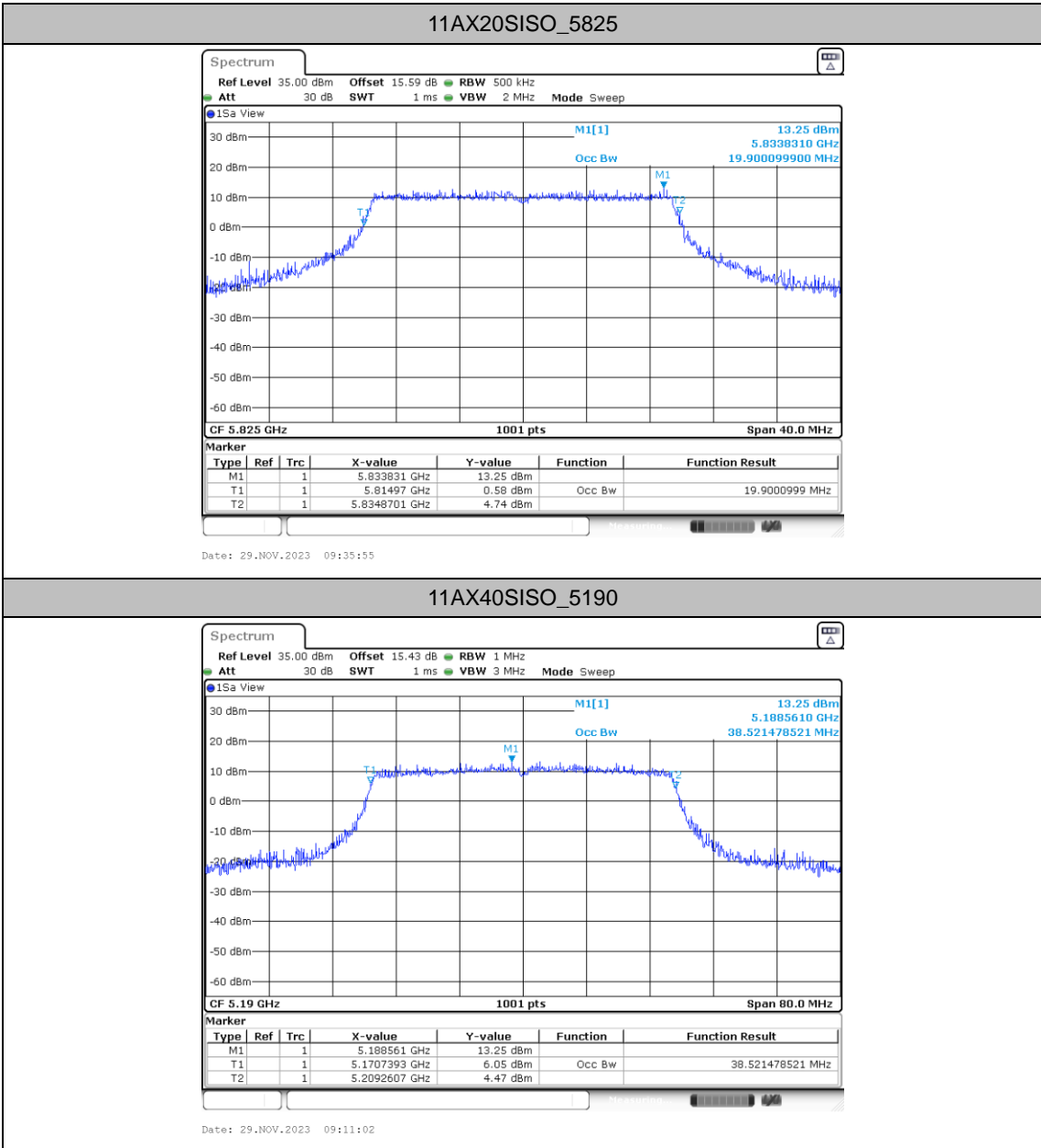


Date: 29.NOV.2023 09:08:56



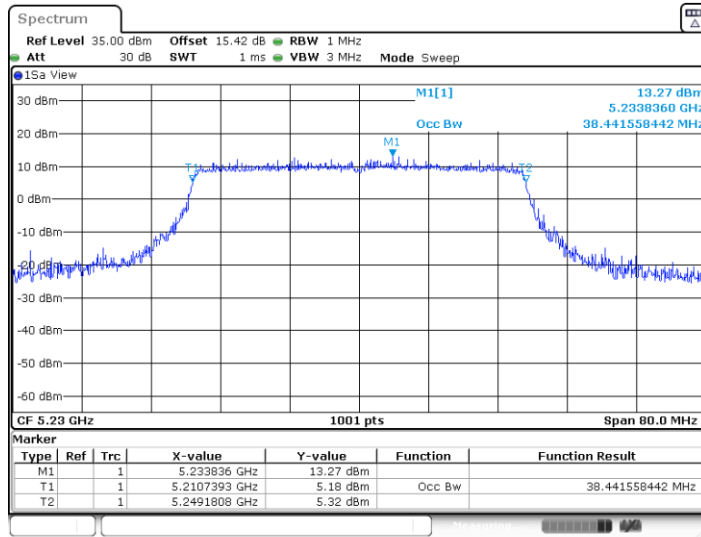






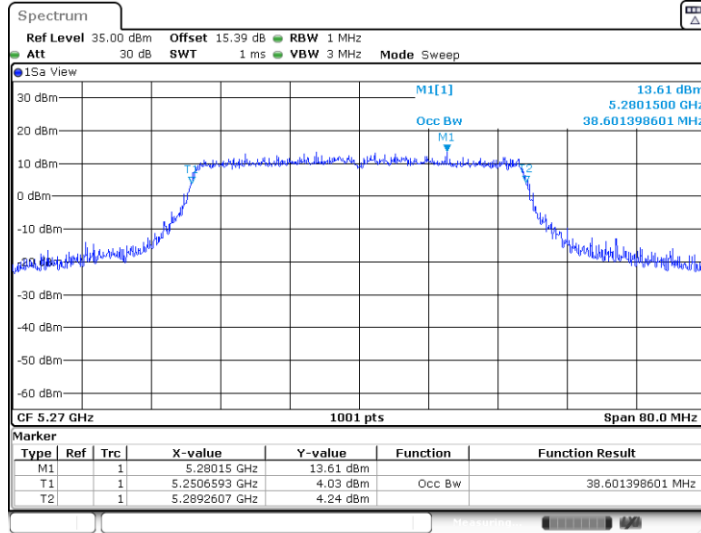


11AX40SISO_5230



Date: 29.NOV.2023 09:12:15

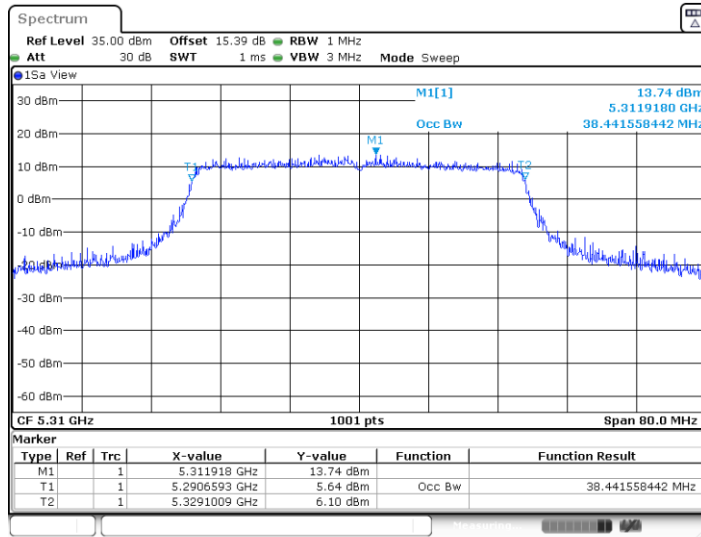
11AX40SISO_5270



Date: 29.NOV.2023 09:13:16

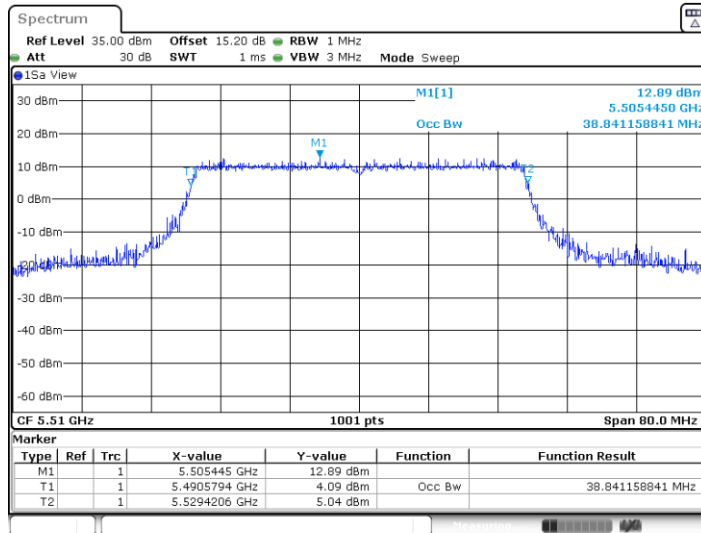


11AX40SISO_5310



Date: 29.NOV.2023 09:14:14

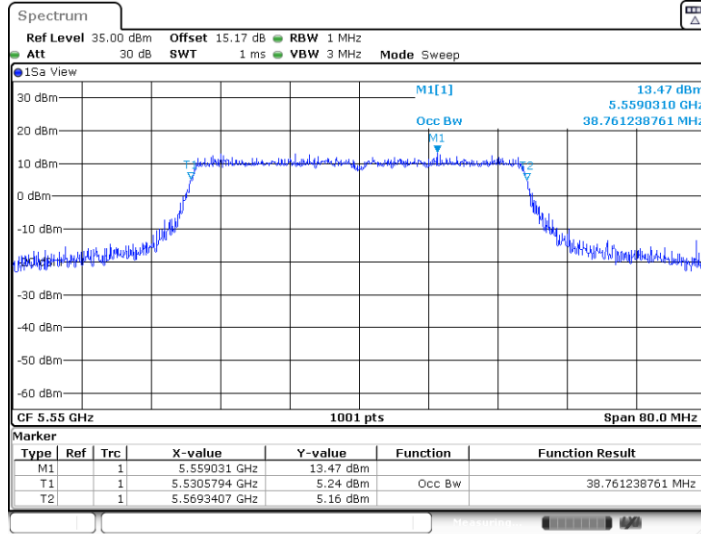
11AX40SISO_5510



Date: 29.NOV.2023 09:25:50

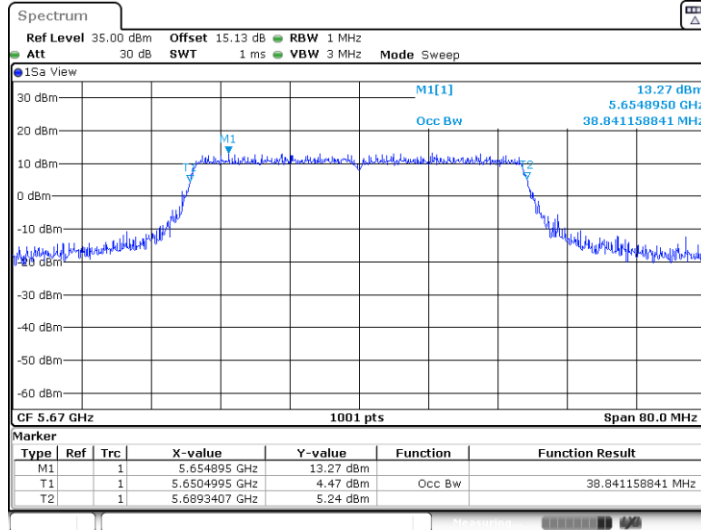


11AX40SISO_5550



Date: 29.NOV.2023 09:26:31

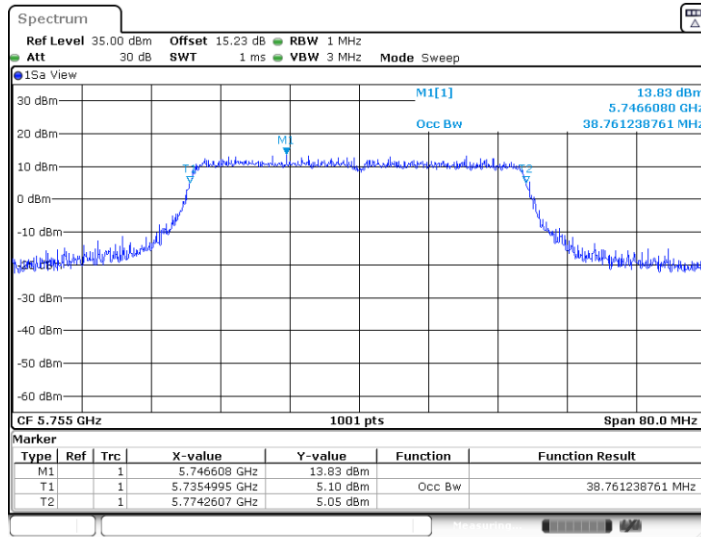
11AX40SISO_5670



Date: 29.NOV.2023 09:27:15

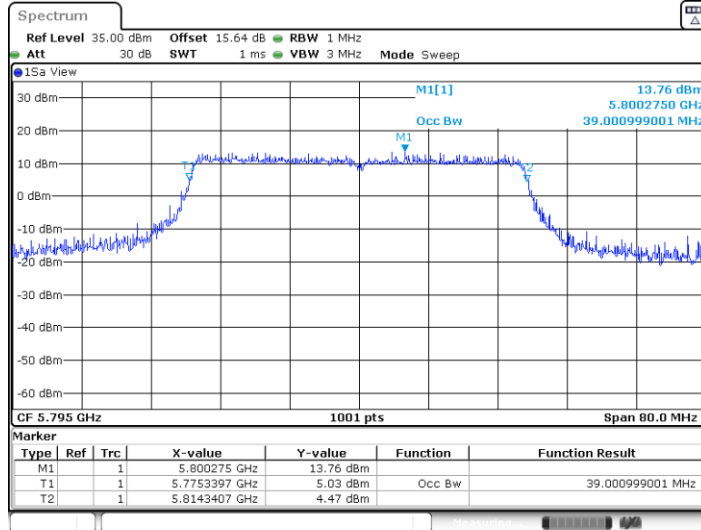


11AX40SISO_5755



Date: 29.NOV.2023 09:37:00

11AX40SISO_5795



Date: 29.NOV.2023 09:37:57



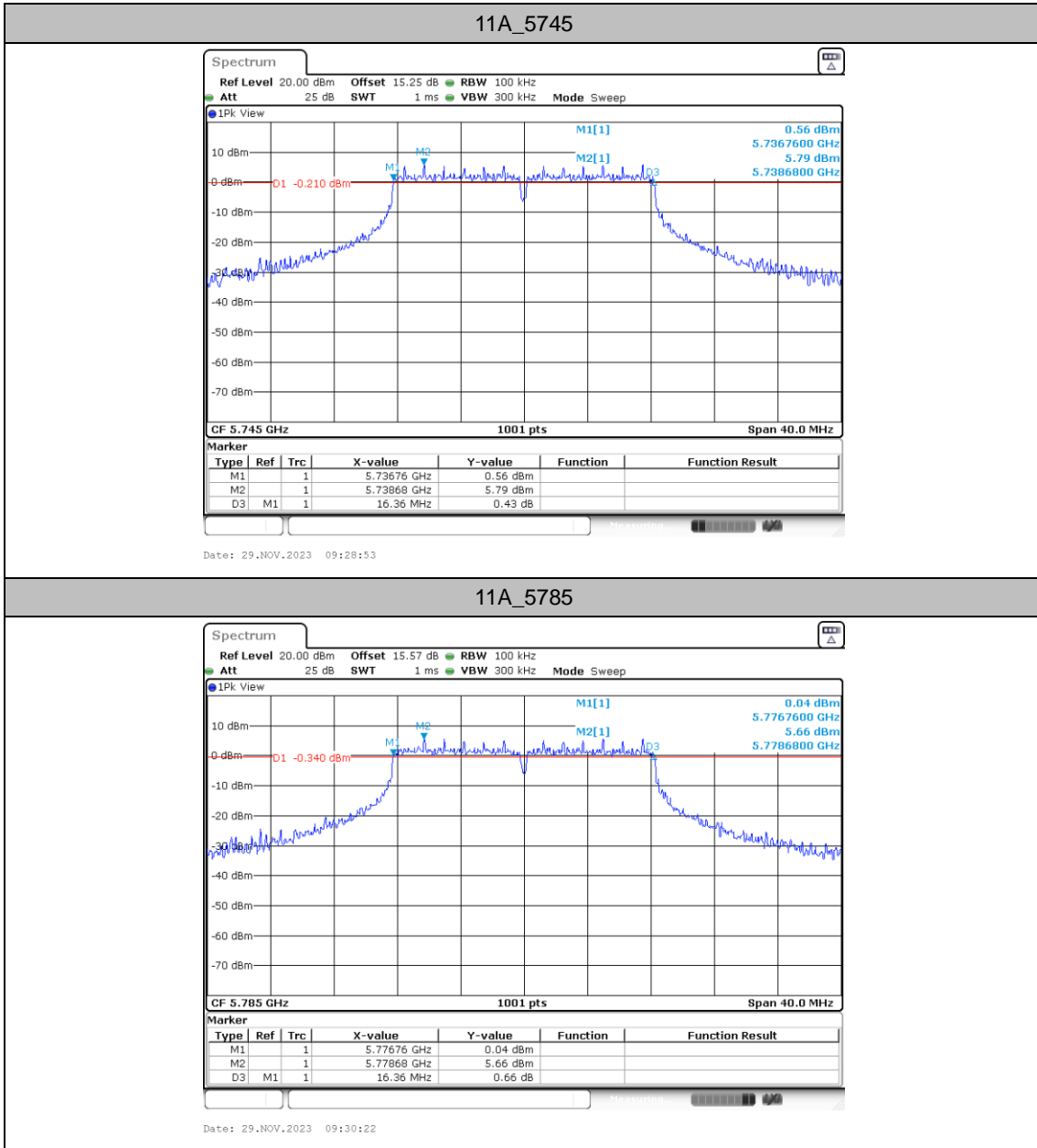
Min emission bandwidth for UNII-3

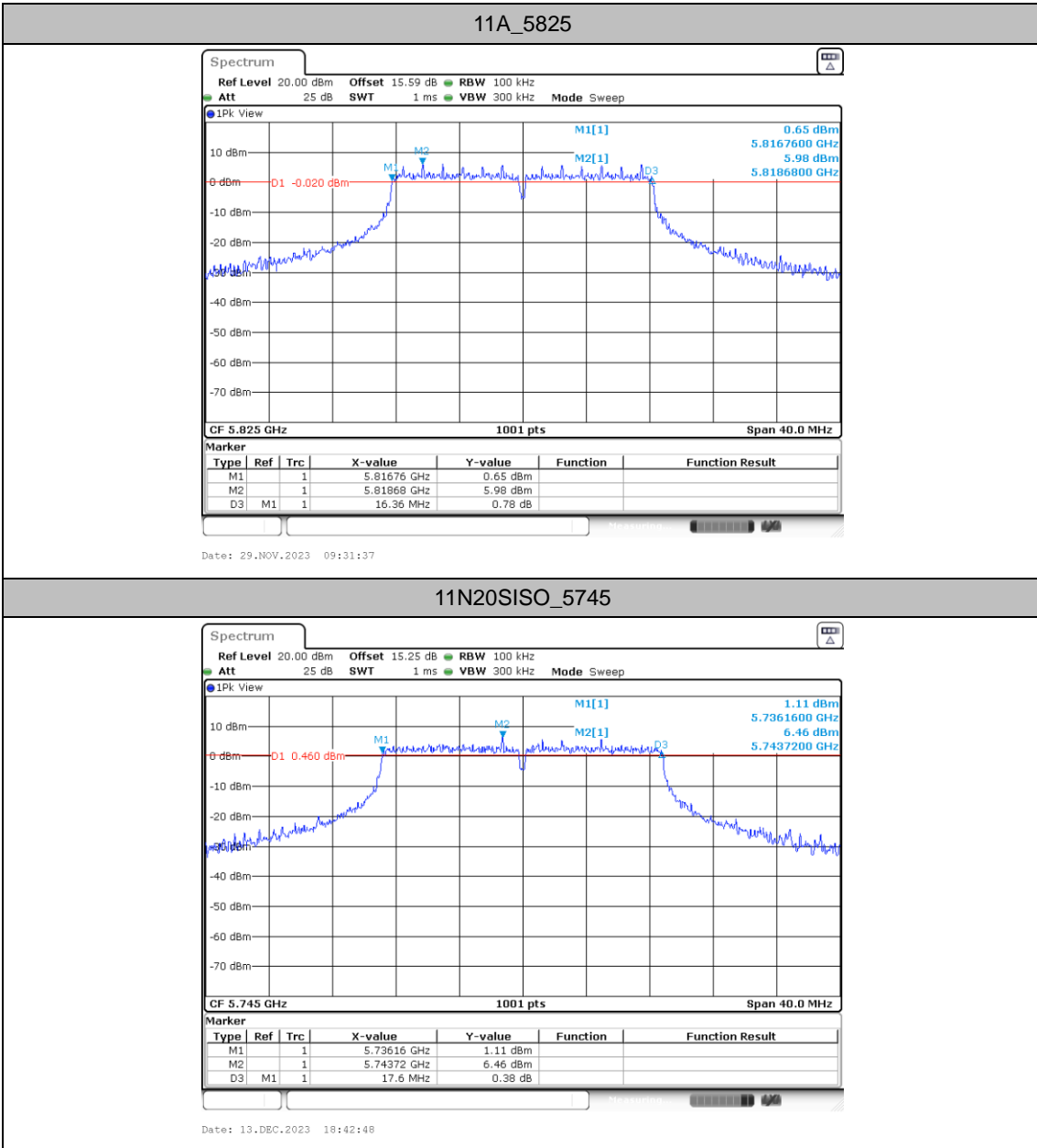
Test Result

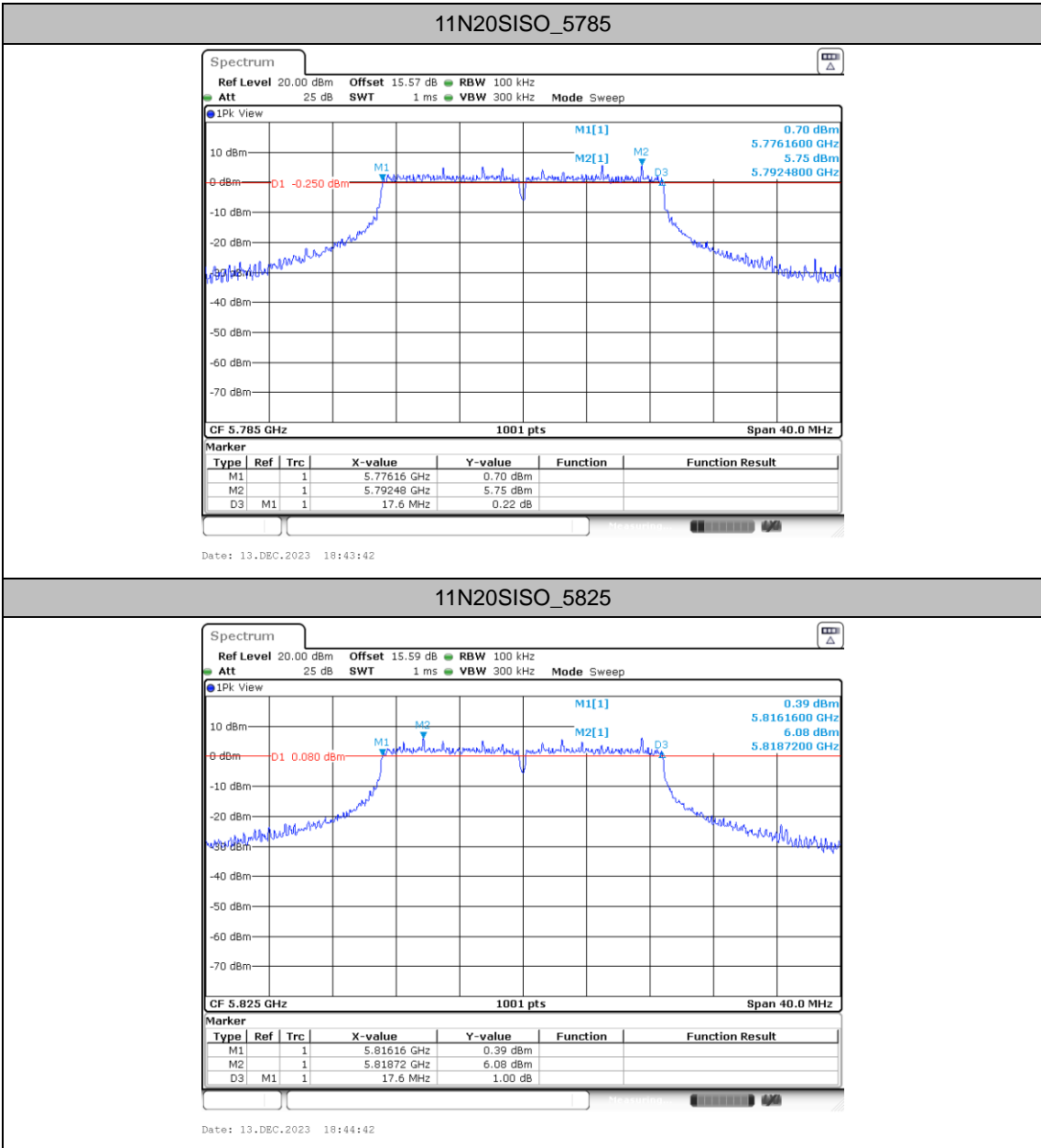
TestMode	Freq(MHz)	6dB EBW [MHz]	FL[MHz]	FH[MHz]	Limit[MHz]	Verdict
11A	5745	16.36	5736.76	5753.12	0.5	PASS
	5785	16.36	5776.76	5793.12	0.5	PASS
	5825	16.36	5816.76	5833.12	0.5	PASS
11N20SISO	5745	17.60	5736.16	5753.76	0.5	PASS
	5785	17.60	5776.16	5793.76	0.5	PASS
	5825	17.60	5816.16	5833.76	0.5	PASS
11N40SISO	5755	36.40	5736.76	5773.16	0.5	PASS
	5795	36.32	5776.84	5813.16	0.5	PASS
11AX20SISO	5745	18.96	5735.44	5754.40	0.5	PASS
	5785	18.96	5775.48	5794.44	0.5	PASS
	5825	18.96	5815.44	5834.40	0.5	PASS
11AX40SISO	5755	38.16	5735.88	5774.04	0.5	PASS
	5795	38.24	5775.88	5814.12	0.5	PASS

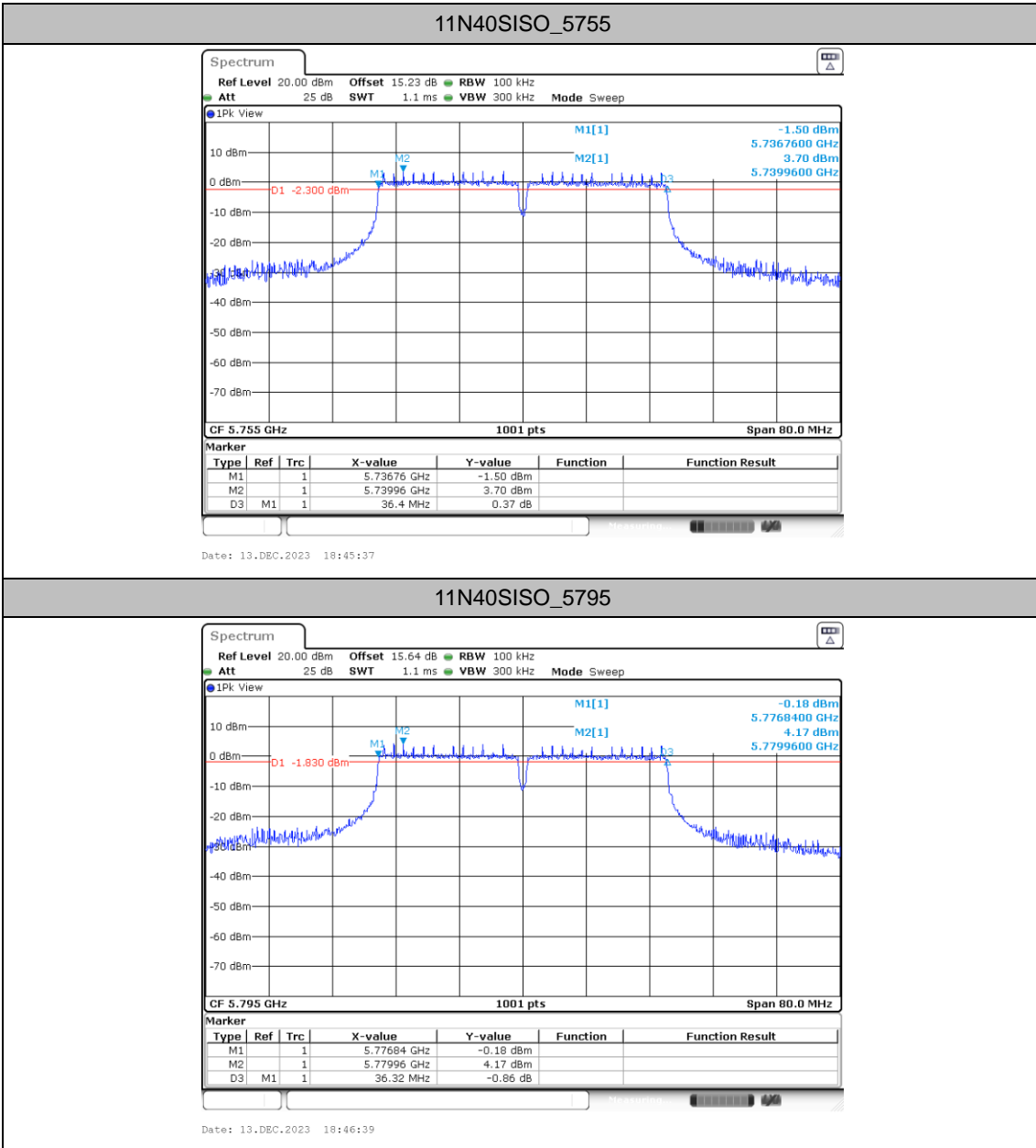


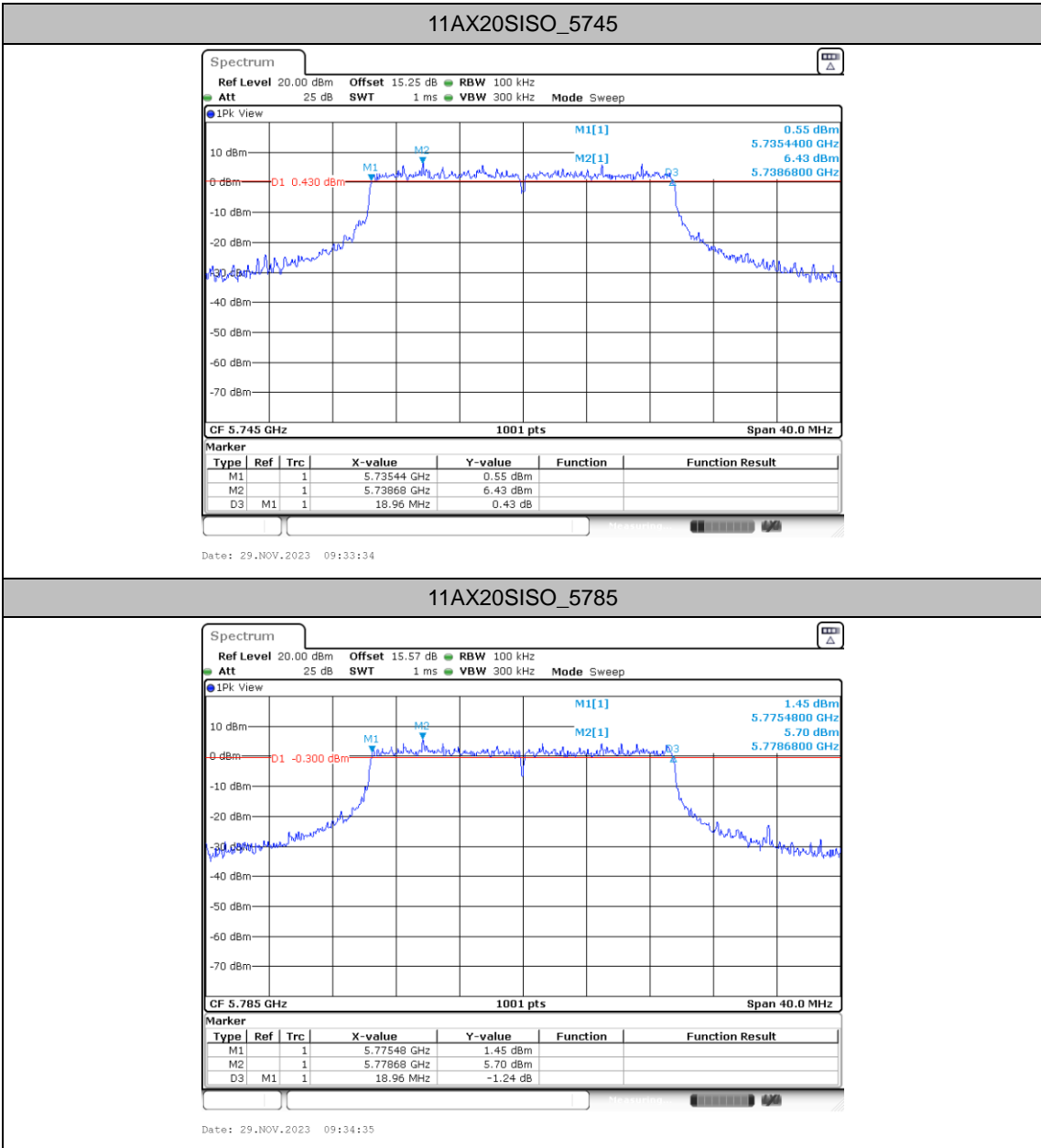
Test Graphs B4





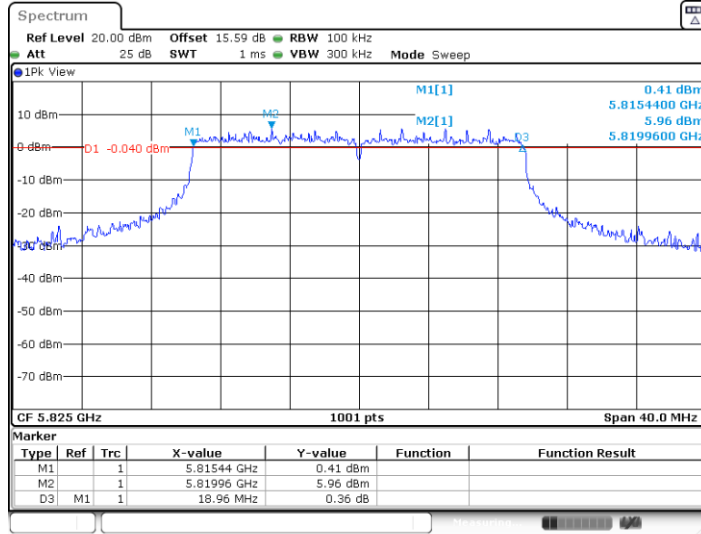






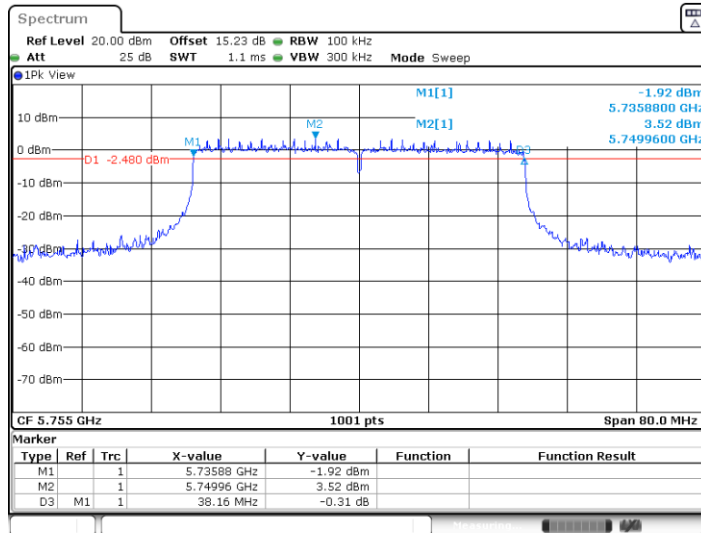


11AX20SISO_5825

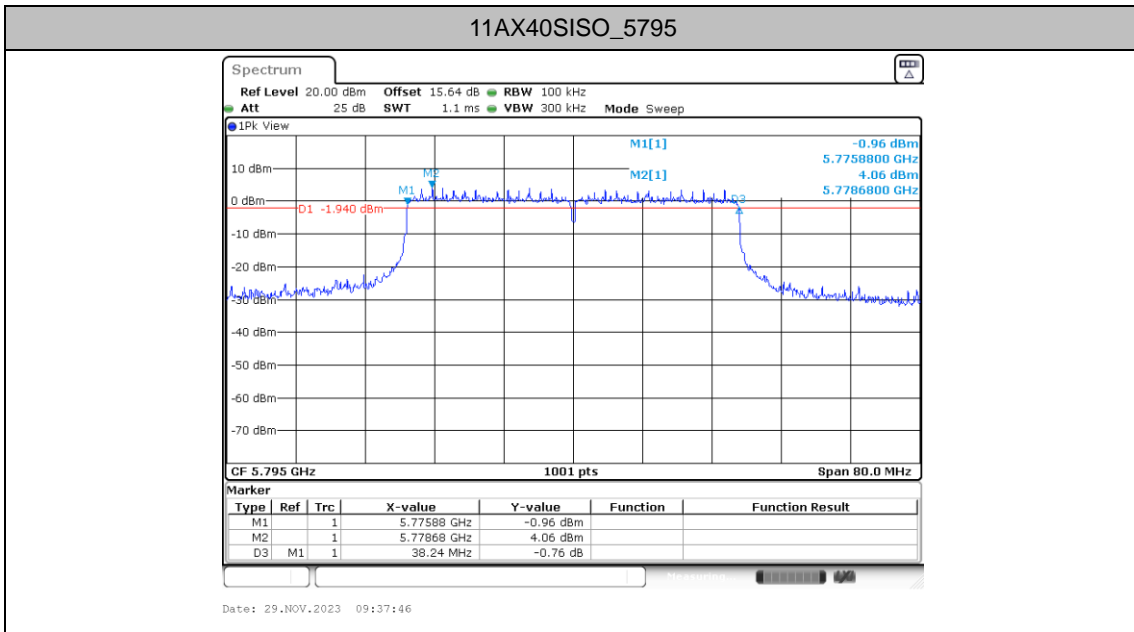


Date: 29.NOV.2023 09:35:44

11AX40SISO_5755



Date: 29.NOV.2023 09:36:49





Maximum power spectral density

Test Result

TestMode	Freq(MHz)	Result [dBm/MHz]	Limit[dBm/MHz]	Verdict
11A	5180	5.92	≤11.00	PASS
	5220	5.52	≤11.00	PASS
	5240	5.87	≤11.00	PASS
	5260	6.38	≤11.00	PASS
	5300	6.69	≤11.00	PASS
	5320	6.23	≤11.00	PASS
	5500	5.03	≤11.00	PASS
	5580	5.03	≤11.00	PASS
	5700	5.70	≤11.00	PASS
	5745	2.64	≤30.00	PASS
	5785	2.60	≤30.00	PASS
	5825	2.92	≤30.00	PASS
11N20SISO	5180	5.66	≤11.00	PASS
	5220	5.37	≤11.00	PASS
	5240	5.61	≤11.00	PASS
	5260	6.12	≤11.00	PASS
	5300	6.41	≤11.00	PASS
	5320	5.87	≤11.00	PASS
	5500	4.68	≤11.00	PASS
	5580	5.51	≤11.00	PASS
	5700	3.67	≤11.00	PASS
	5745	3.05	≤30.00	PASS
	5785	2.32	≤30.00	PASS
	5825	2.55	≤30.00	PASS
11N40SISO	5190	3.05	≤11.00	PASS
	5230	2.31	≤11.00	PASS
	5270	2.91	≤11.00	PASS
	5310	3.01	≤11.00	PASS
	5510	1.58	≤11.00	PASS
	5550	2.75	≤11.00	PASS
	5670	1.86	≤11.00	PASS
	5755	-0.24	≤30.00	PASS
	5795	0.30	≤30.00	PASS
11AX20SISO	5180	5.10	≤11.00	PASS
	5220	4.90	≤11.00	PASS
	5240	5.00	≤11.00	PASS
	5260	5.57	≤11.00	PASS
	5300	5.92	≤11.00	PASS
	5320	5.44	≤11.00	PASS
	5500	4.45	≤11.00	PASS

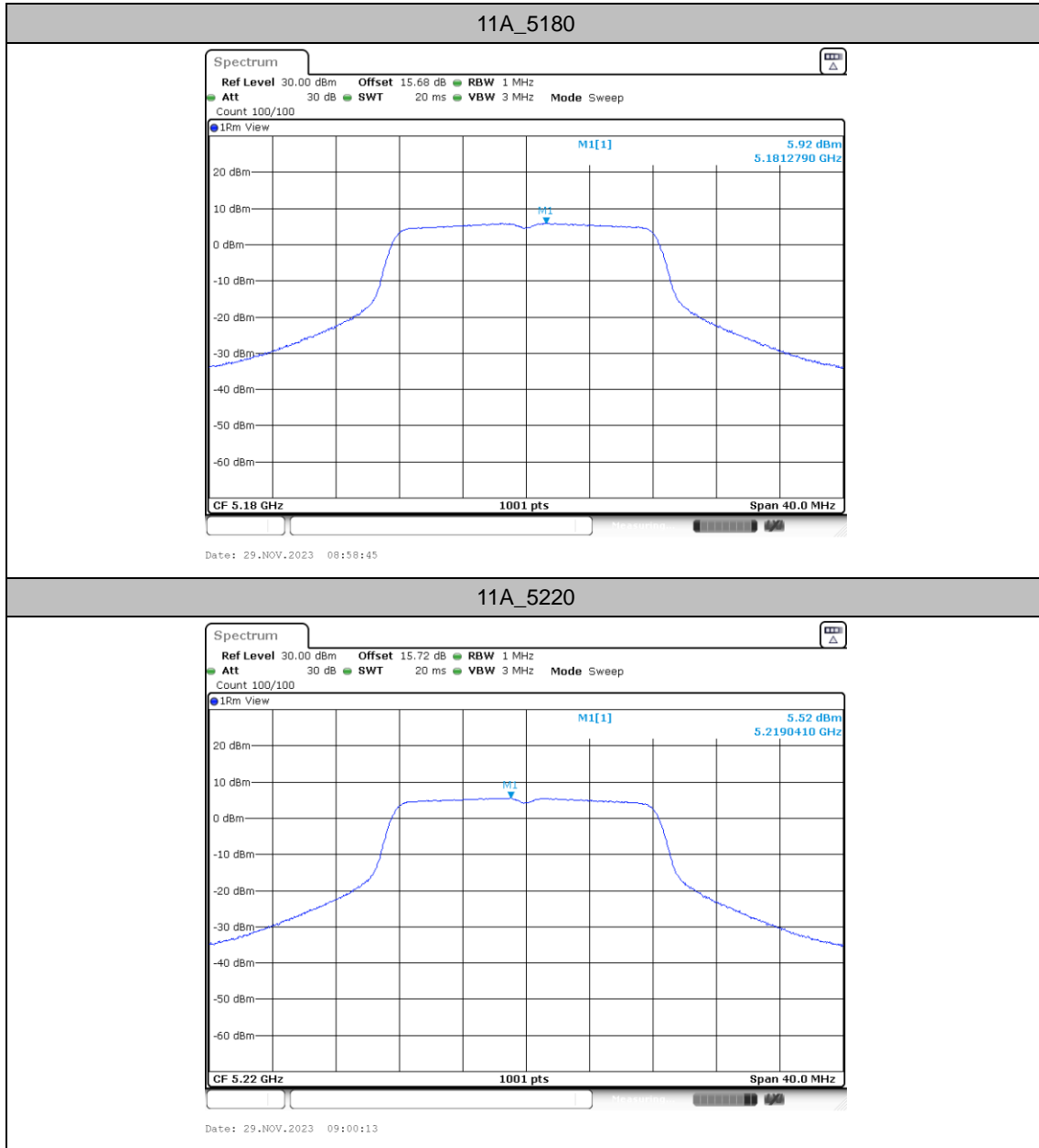


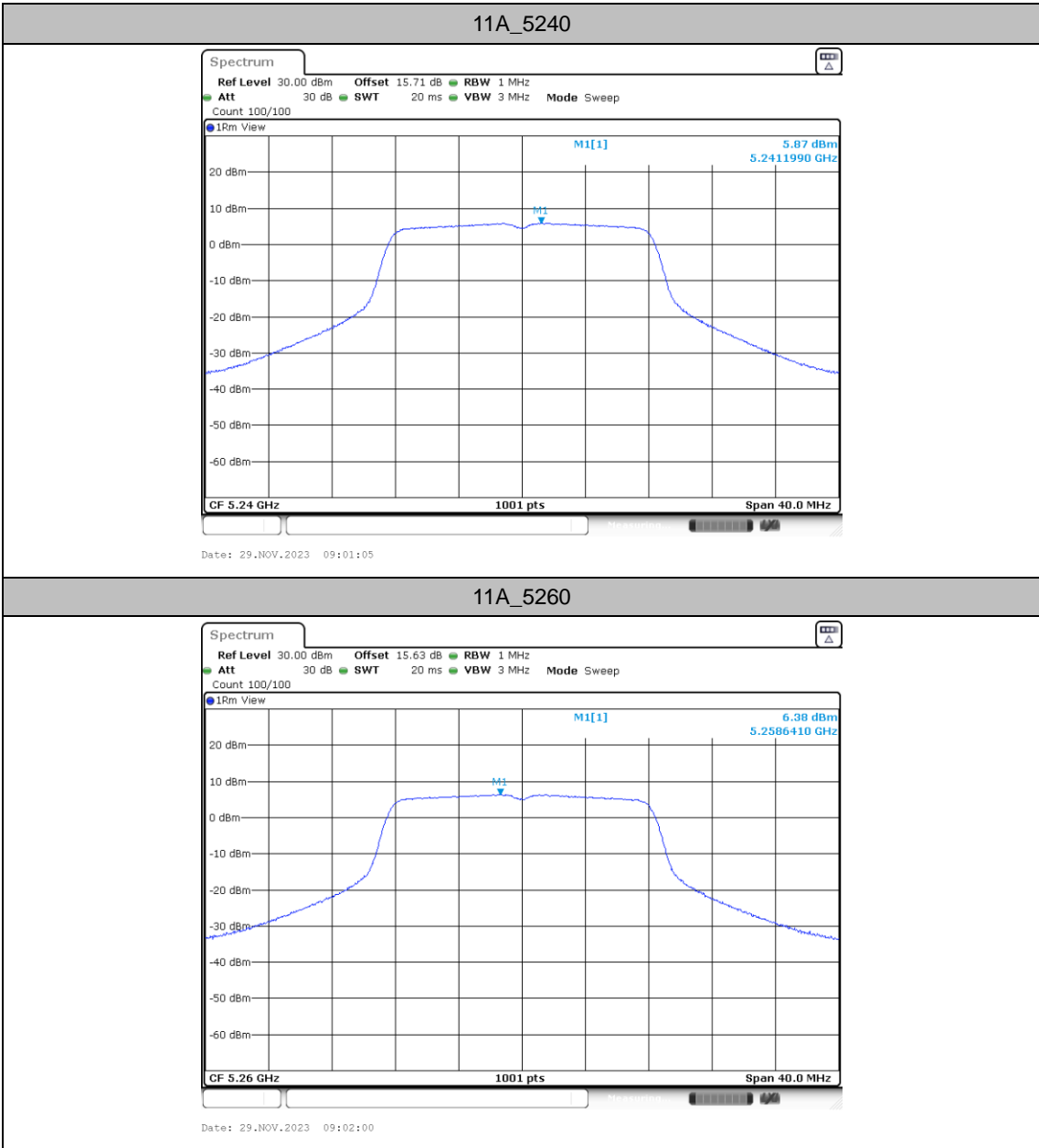
	5580	5.05	≤11.00	PASS
	5700	3.13	≤11.00	PASS
	5745	2.53	≤30.00	PASS
	5785	1.90	≤30.00	PASS
	5825	2.10	≤30.00	PASS
11AX40SISO	5190	2.56	≤11.00	PASS
	5230	1.81	≤11.00	PASS
	5270	2.51	≤11.00	PASS
	5310	2.60	≤11.00	PASS
	5510	1.36	≤11.00	PASS
	5550	2.36	≤11.00	PASS
	5670	2.56	≤11.00	PASS
	5755	-0.54	≤30.00	PASS
	5795	-0.04	≤30.00	PASS

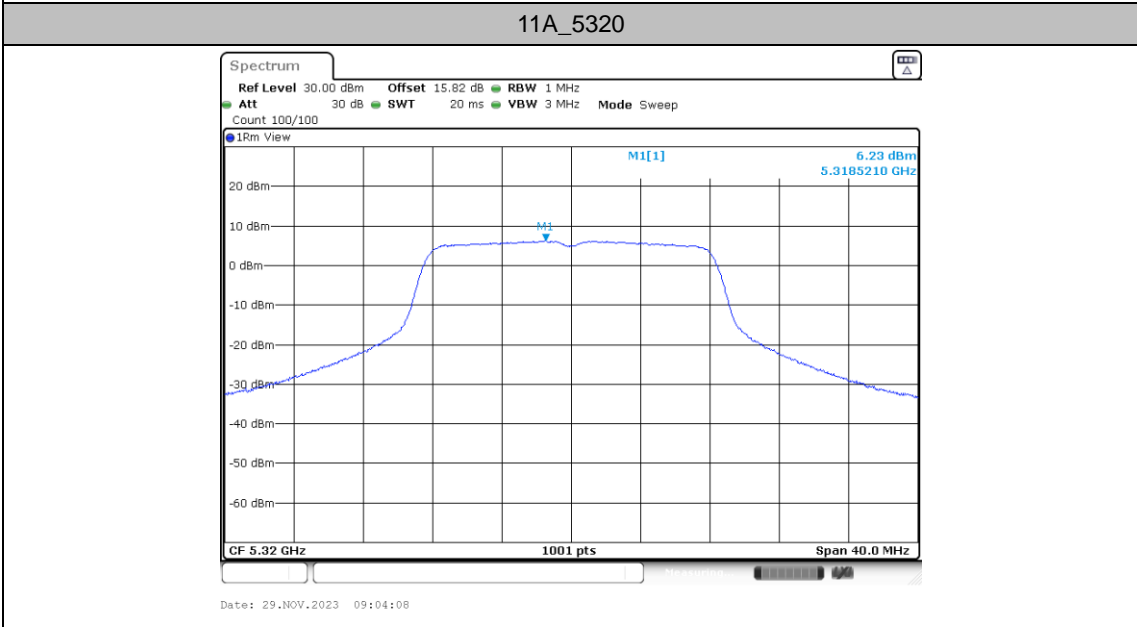
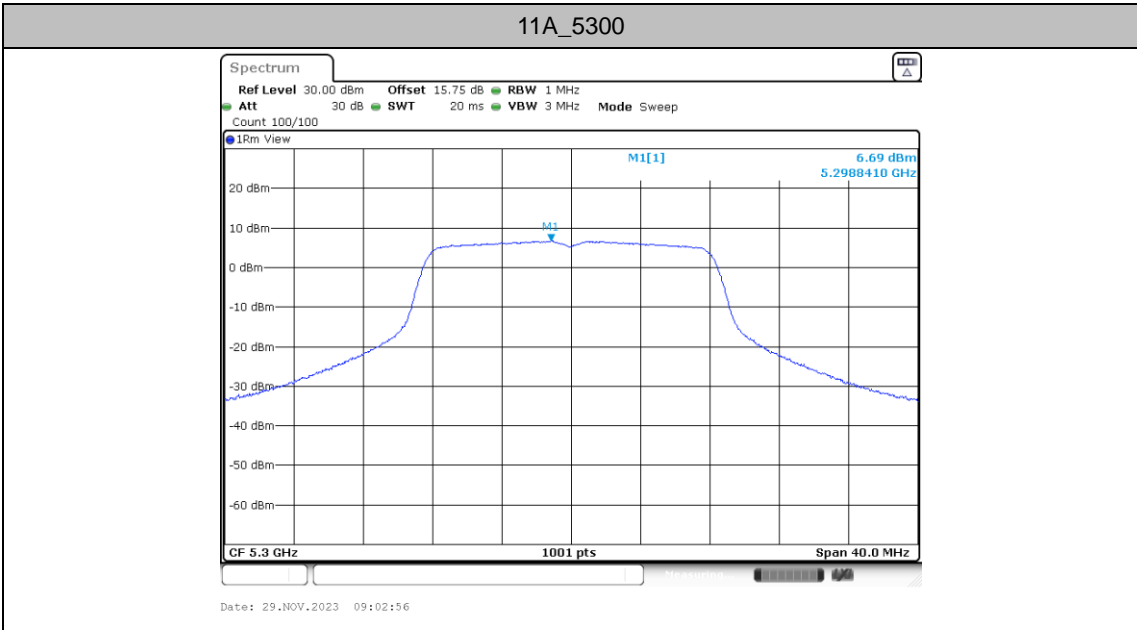
Note: 1.The Result and Limit Unit is dBm/500 kHz in the band 5.725–5.85 GHz.
2.The Duty Cycle Factor and is compensated in the graph.

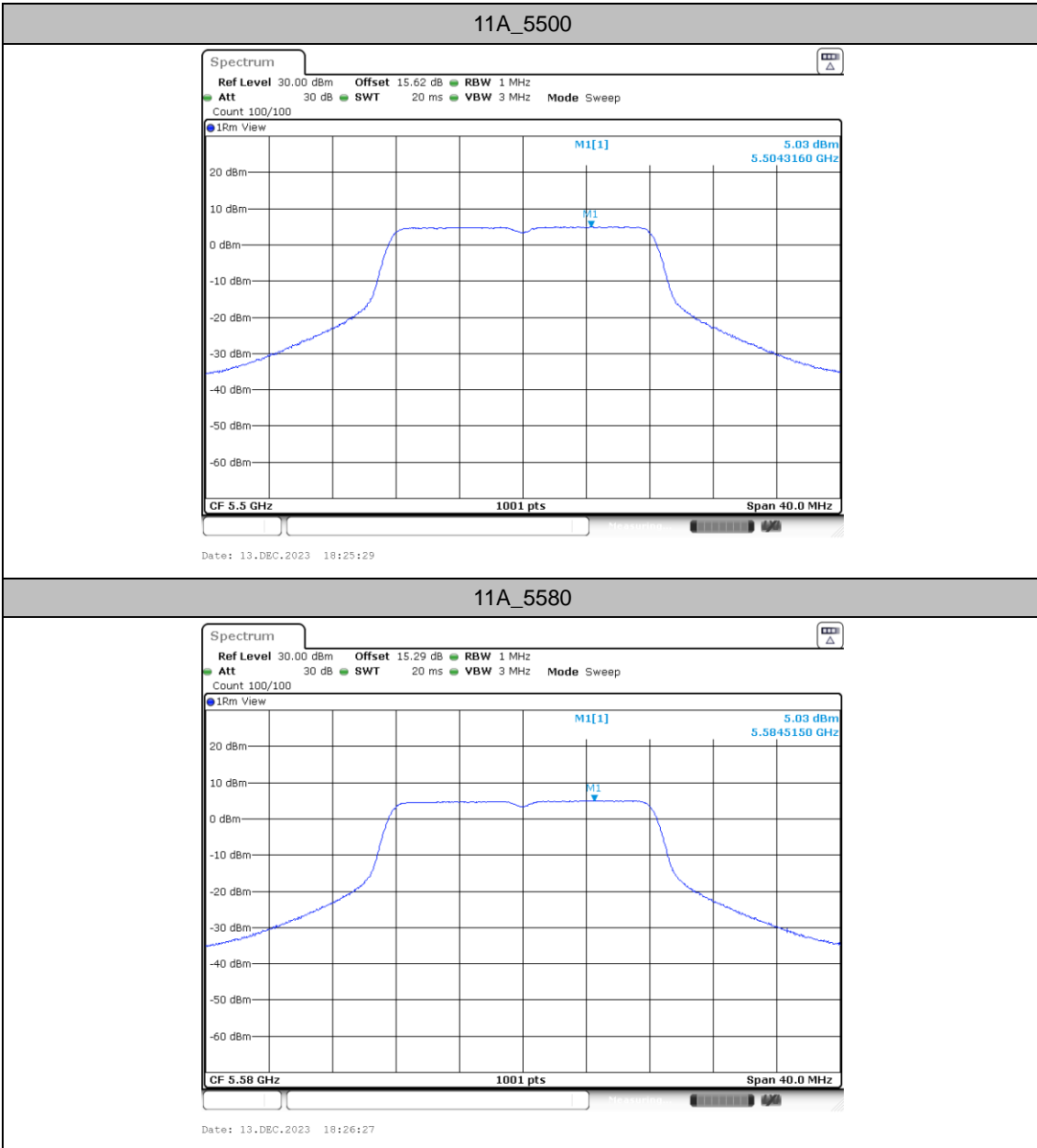


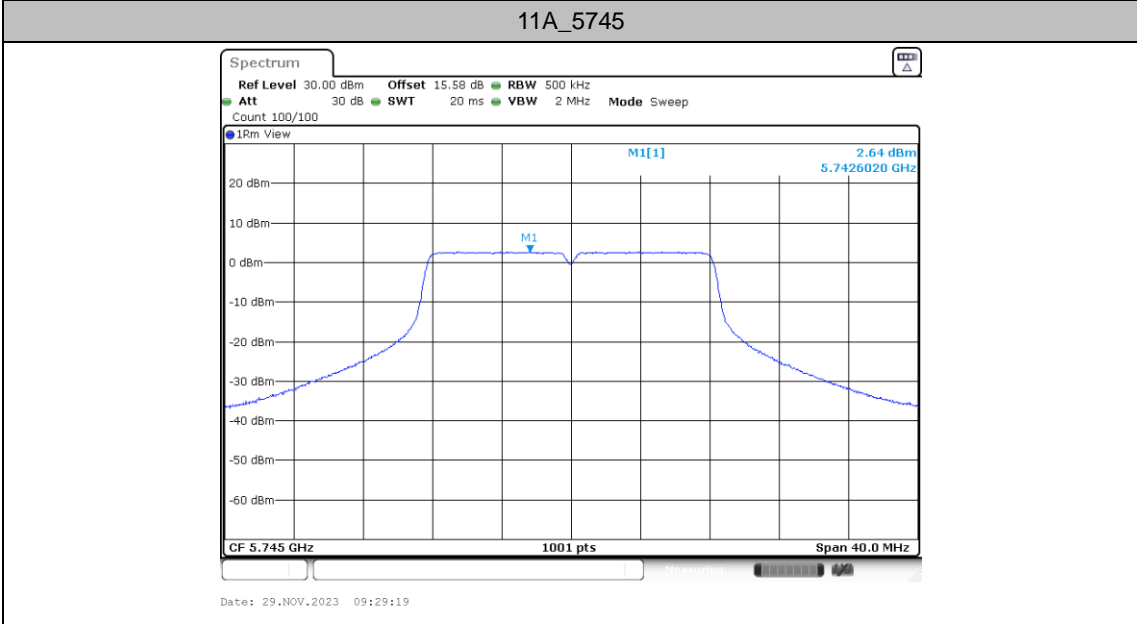
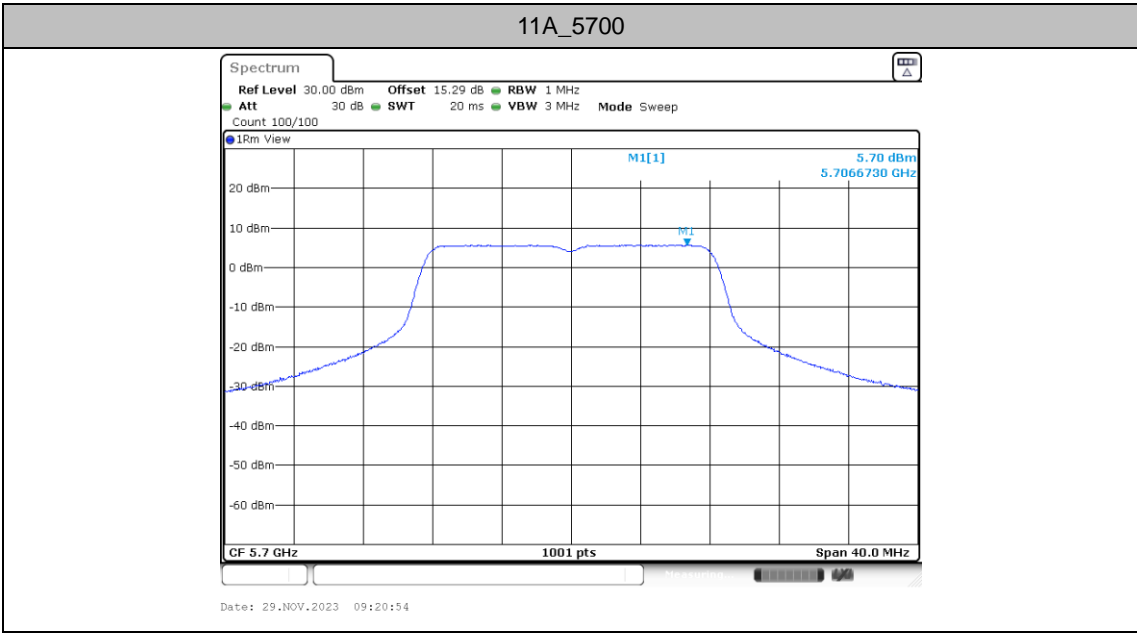
Test Graphs

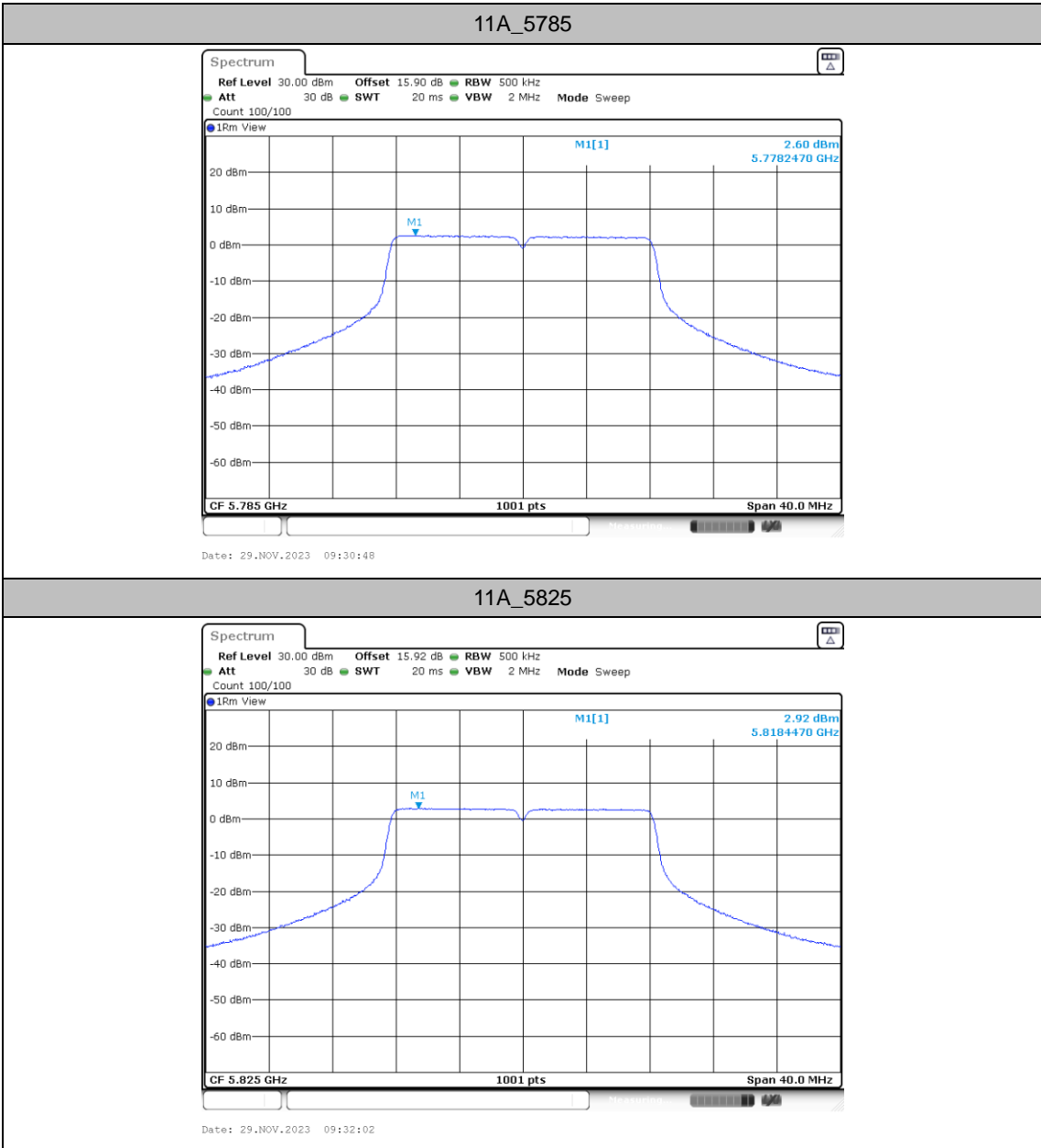






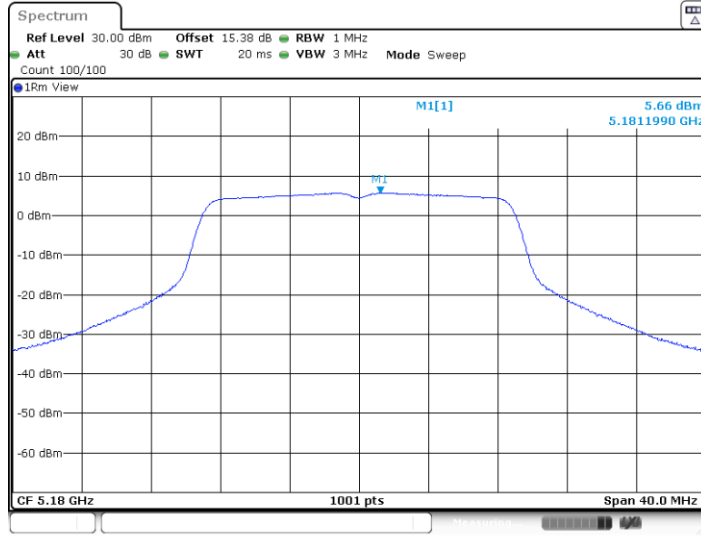






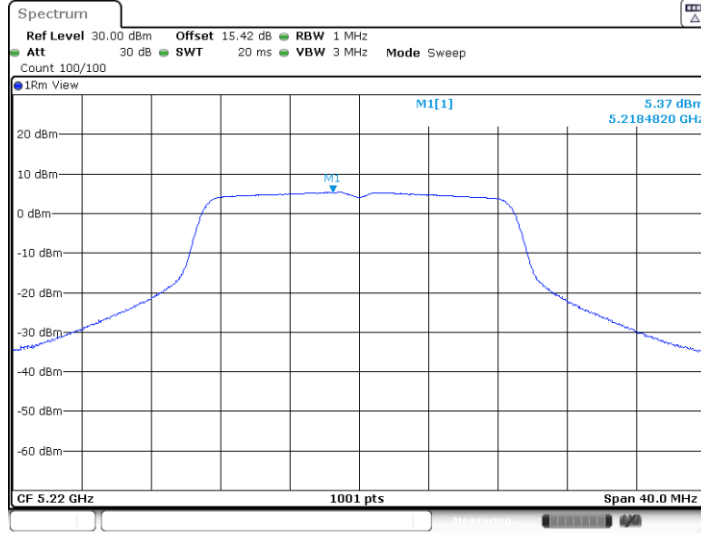


11N20SISO_5180

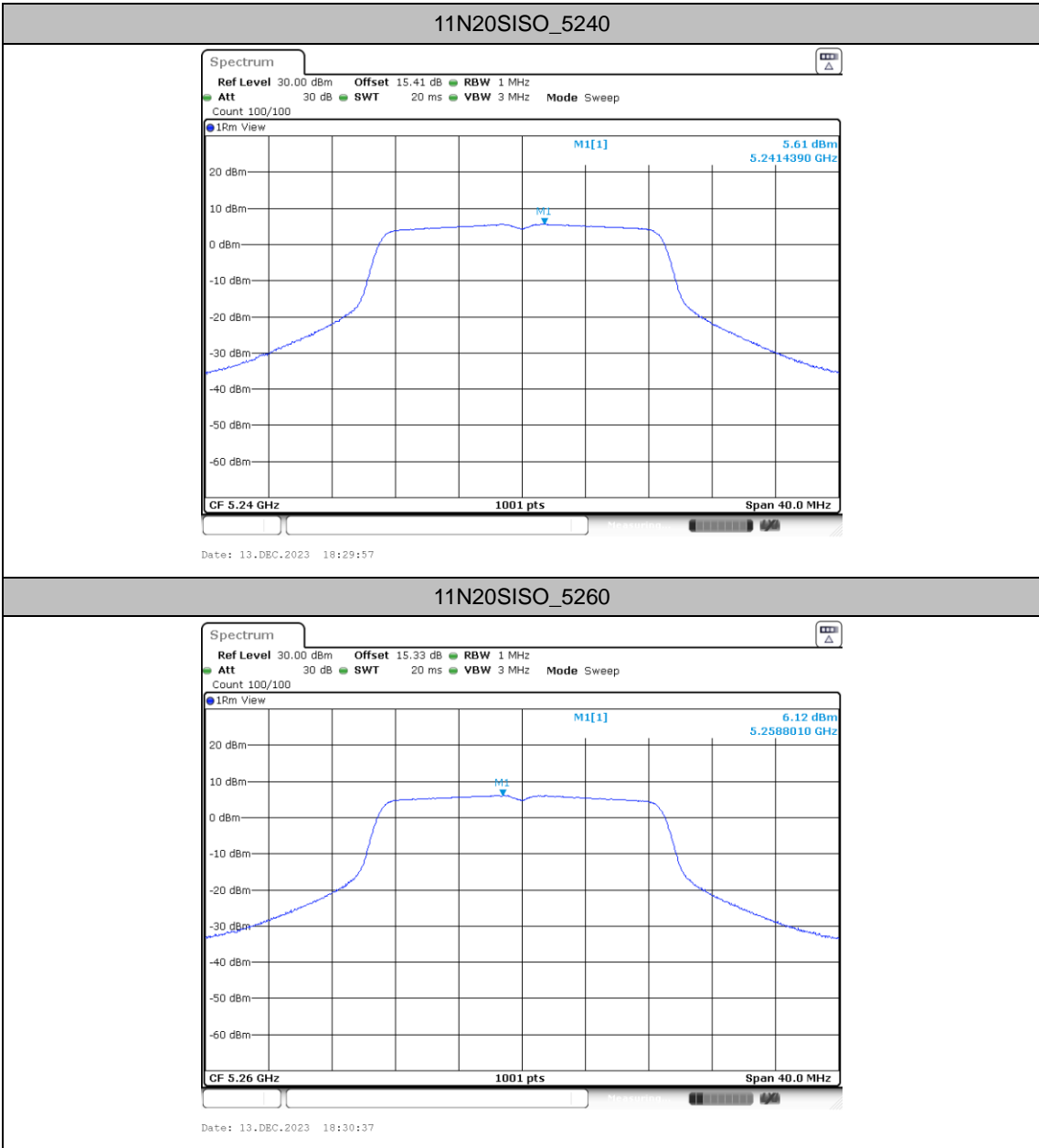


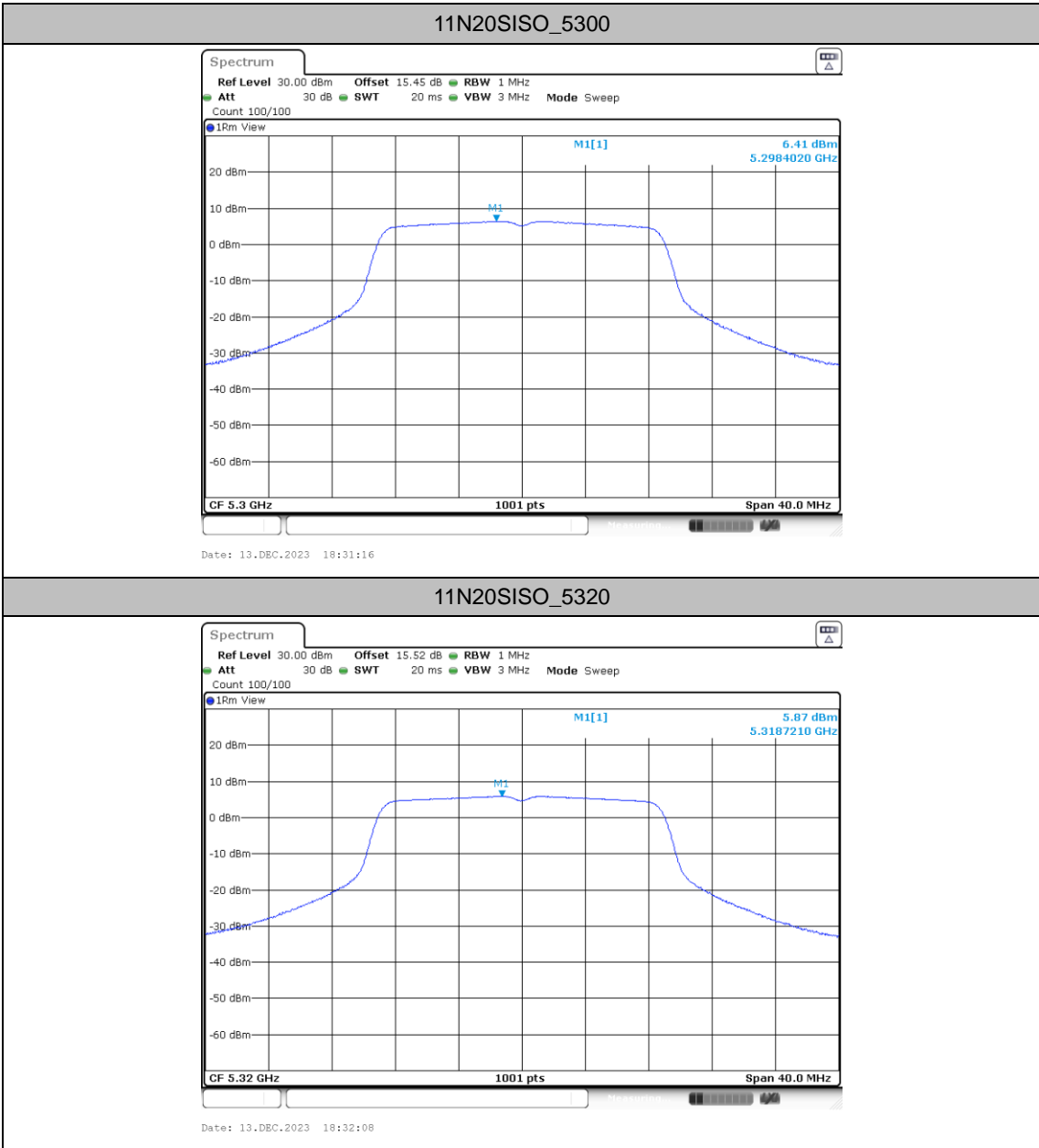
Date: 13.DEC.2023 18:28:33

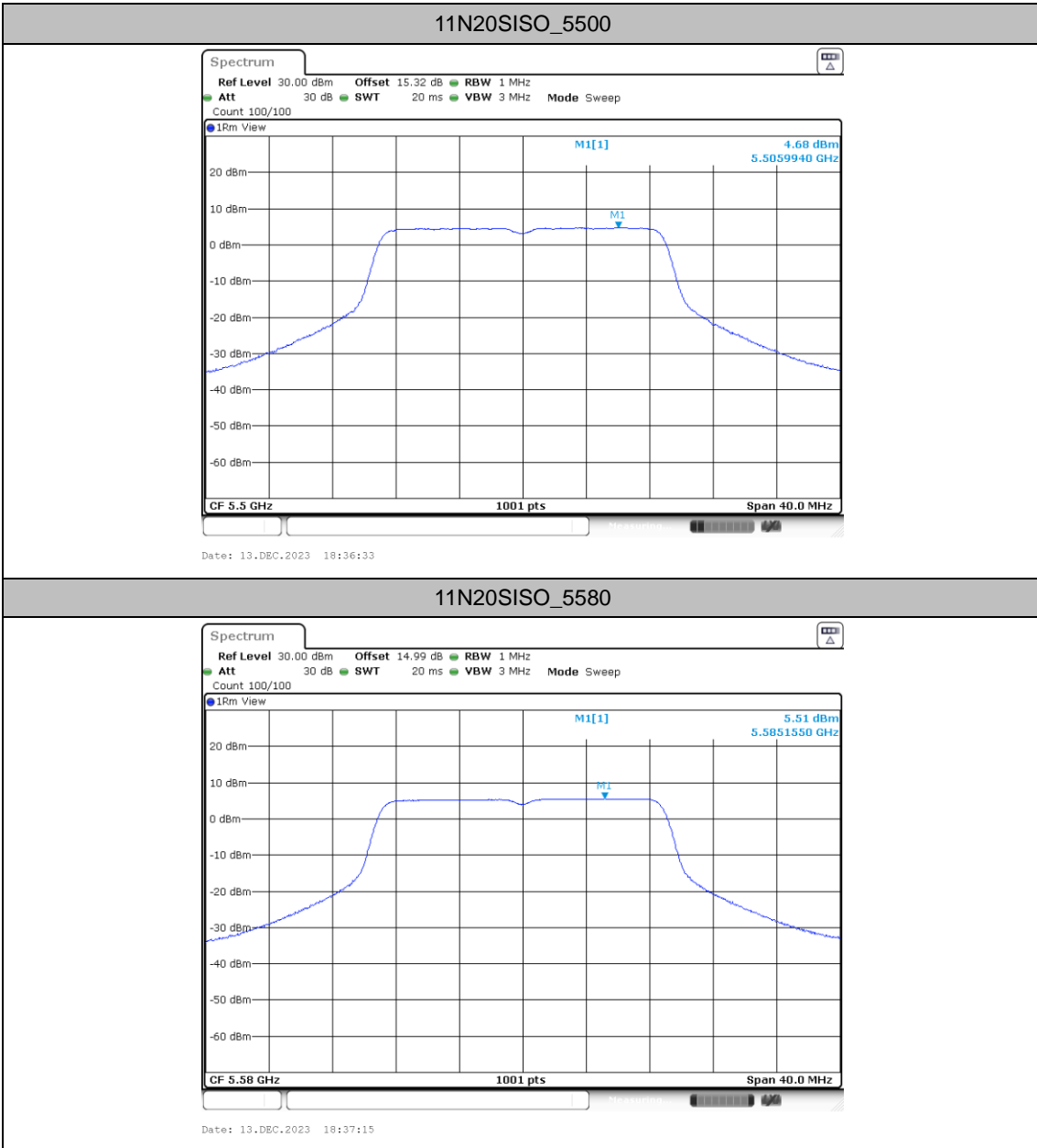
11N20SISO_5220

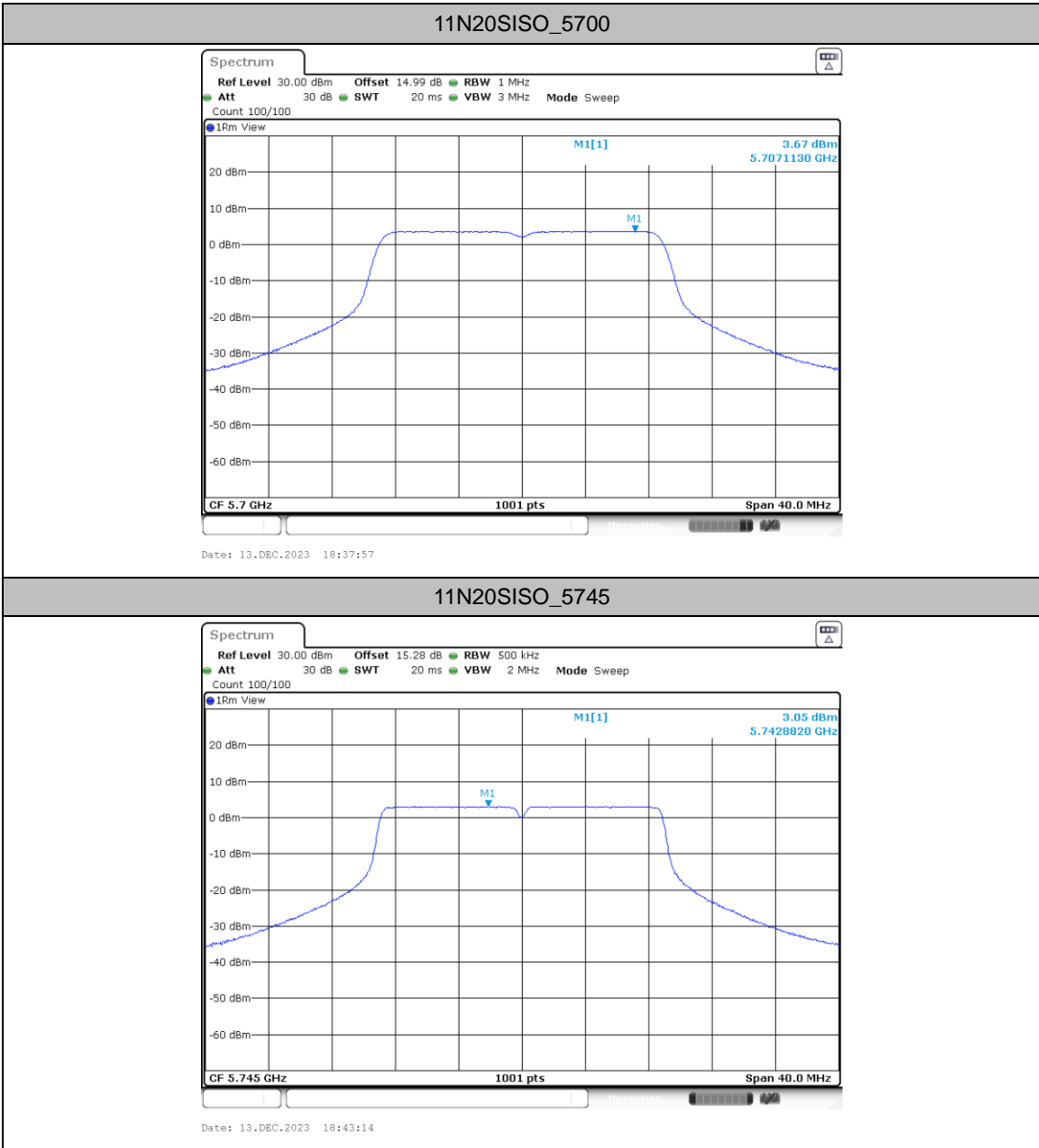


Date: 13.DEC.2023 18:29:15



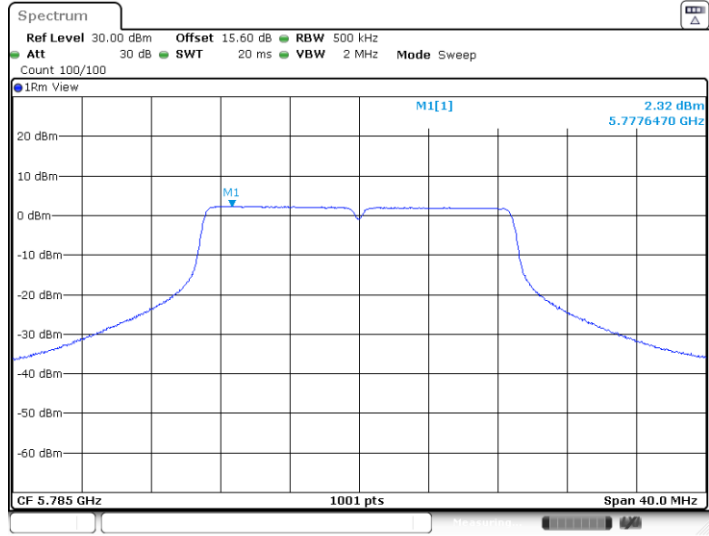






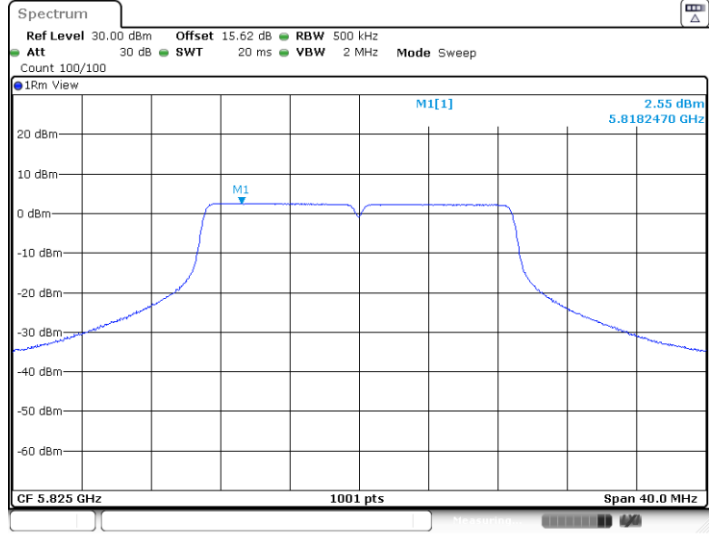


11N20SISO_5785



Date: 13.DEC.2023 18:44:08

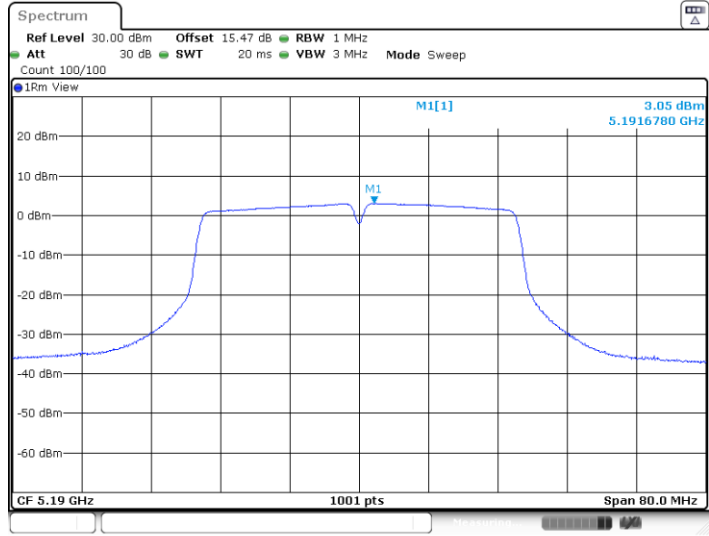
11N20SISO_5825



Date: 13.DEC.2023 18:45:08

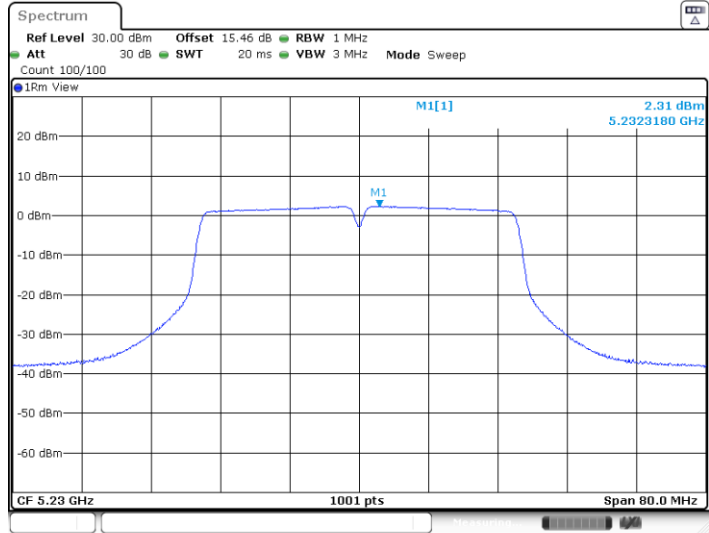


11N40SISO_5190



Date: 13.DEC.2023 18:33:05

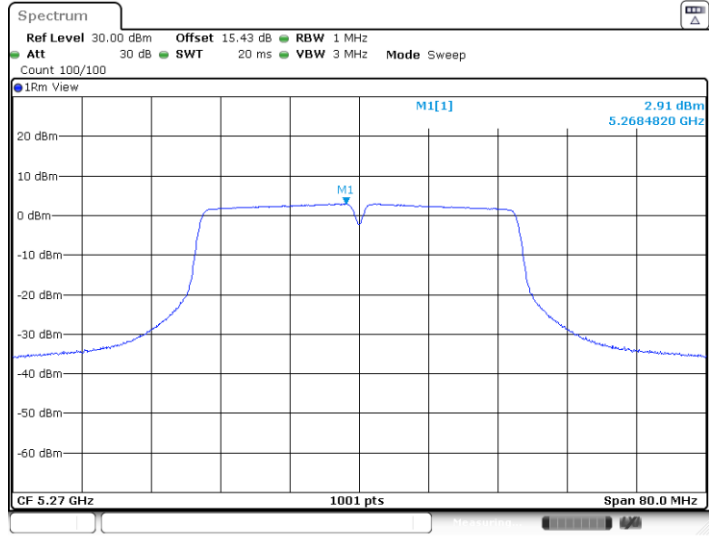
11N40SISO_5230



Date: 13.DEC.2023 18:33:45

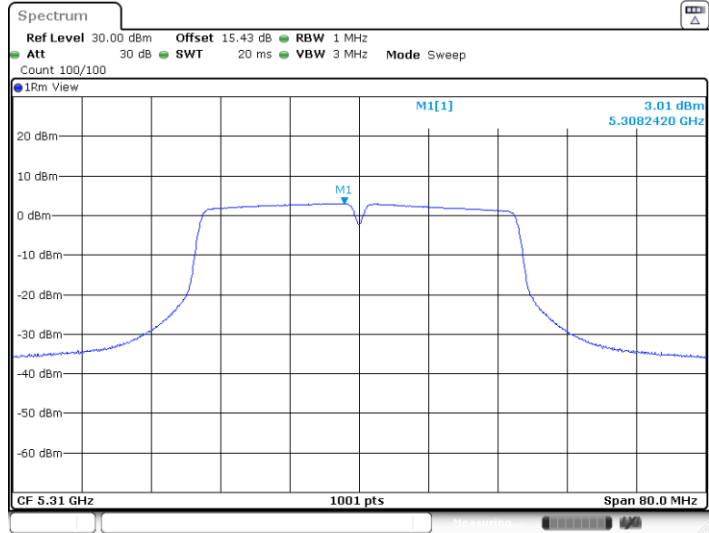


11N40SISO_5270



Date: 13.DEC.2023 18:34:24

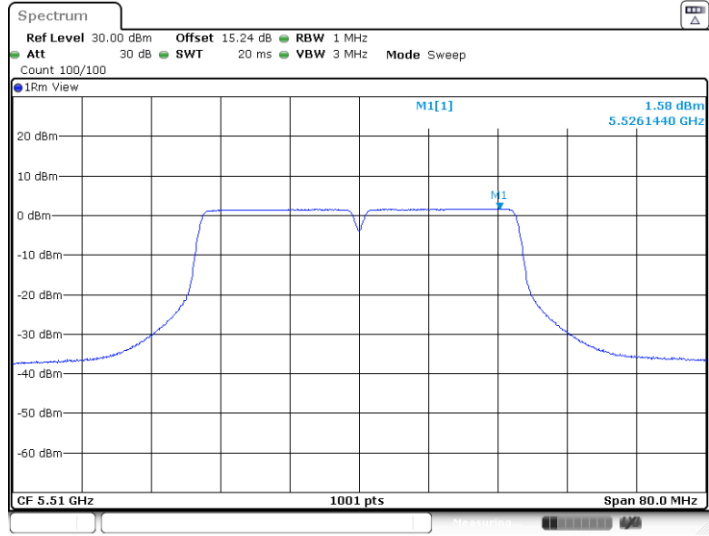
11N40SISO_5310



Date: 13.DEC.2023 18:35:04

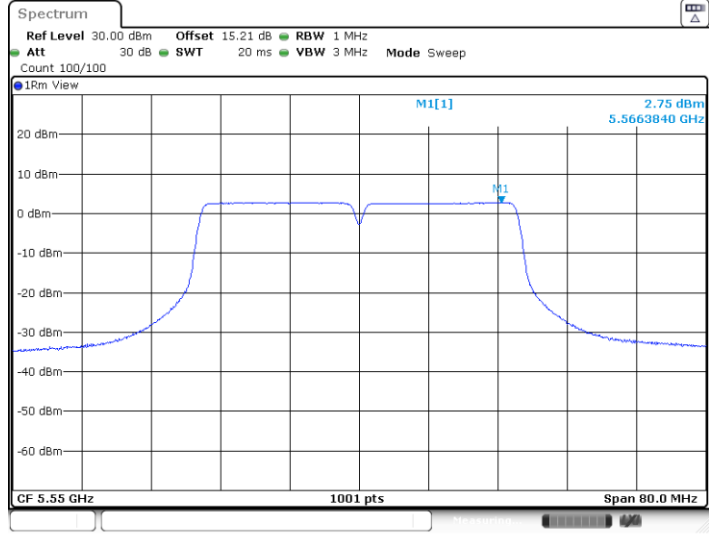


11N40SISO_5510



Date: 13.DEC.2023 18:39:29

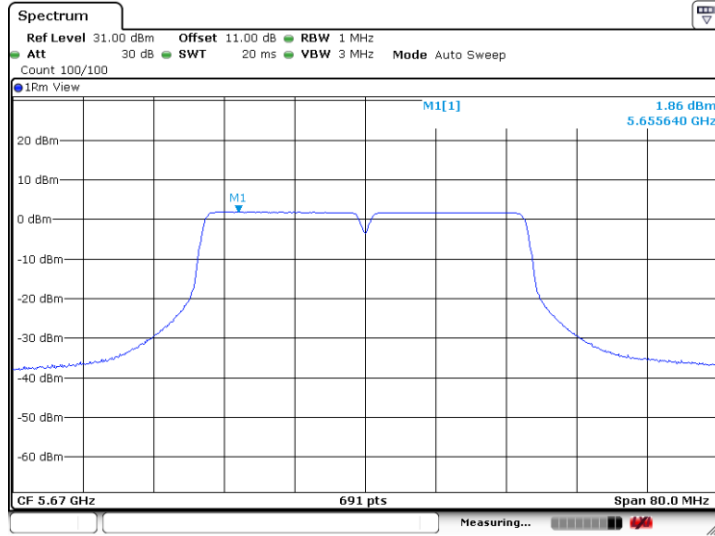
11N40SISO_5550



Date: 13.DEC.2023 18:40:11

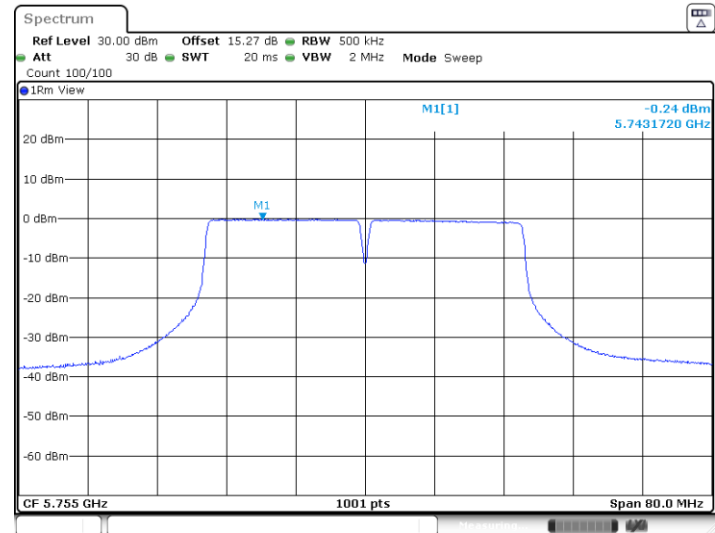


11N40SISO_5670

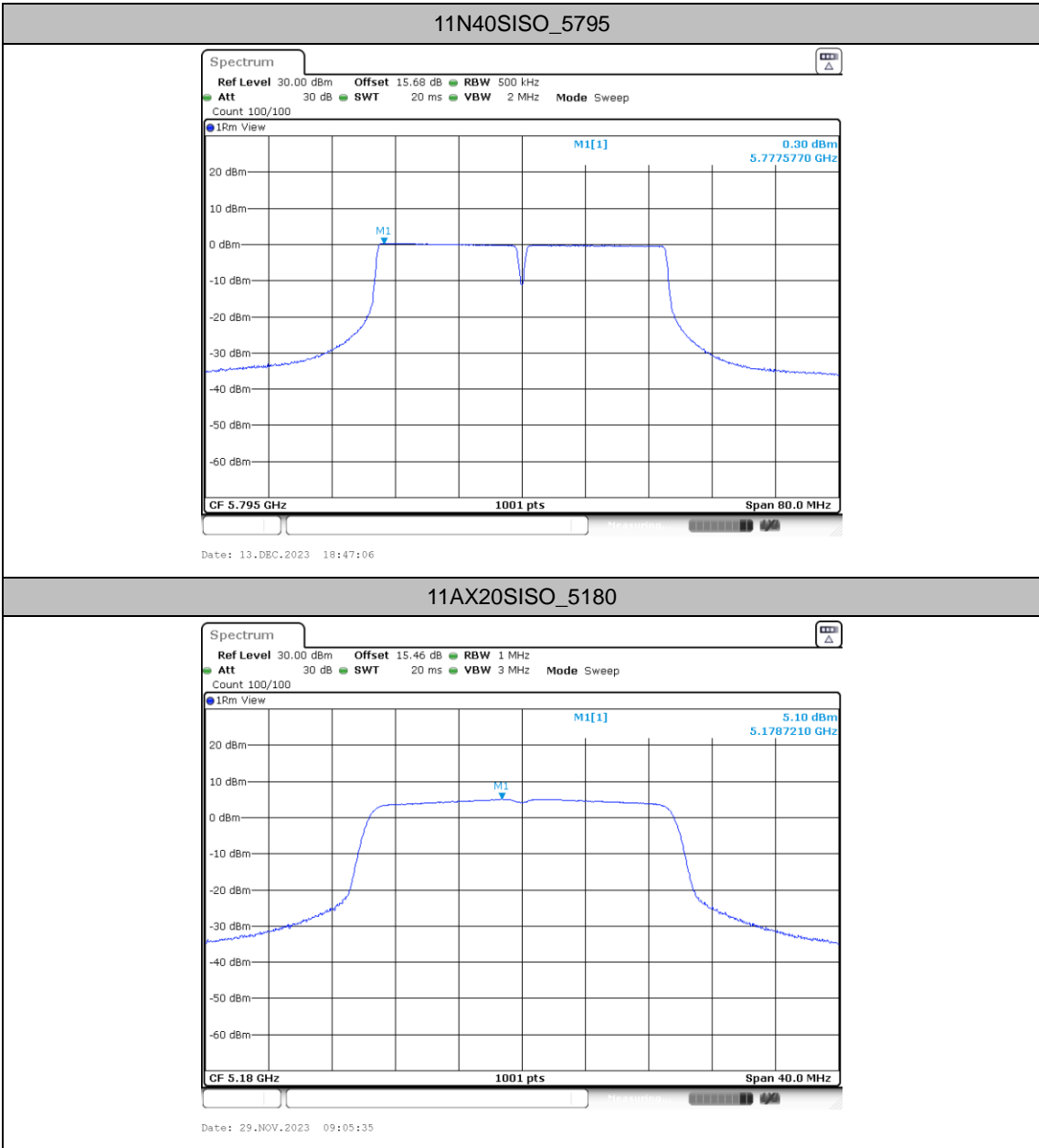


Date: 18.DEC.2023 12:12:48

11N40SISO_5755

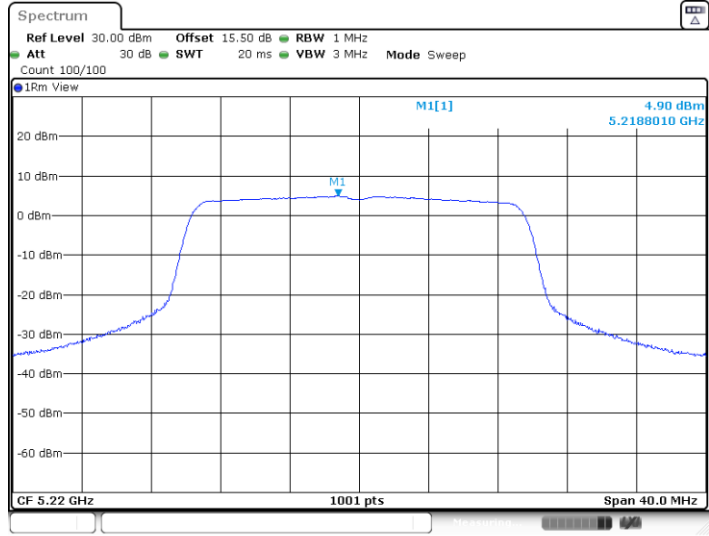


Date: 13.DEC.2023 18:46:02



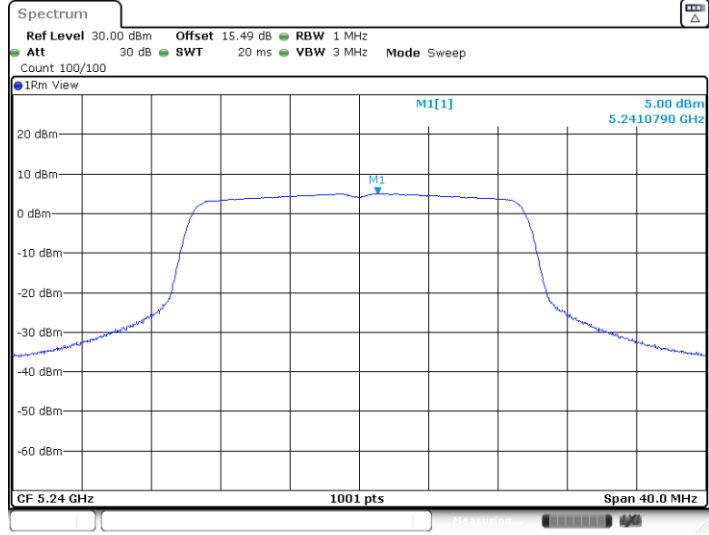


11AX20SISO_5220



Date: 29.NOV.2023 09:06:30

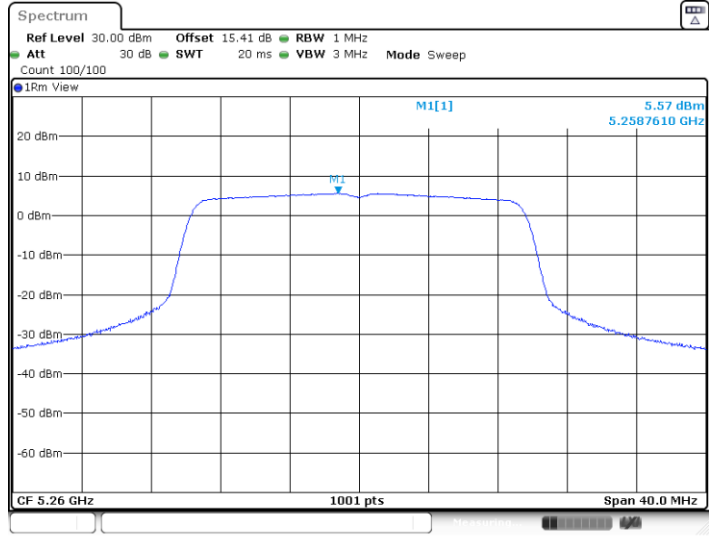
11AX20SISO_5240



Date: 29.NOV.2023 09:07:24

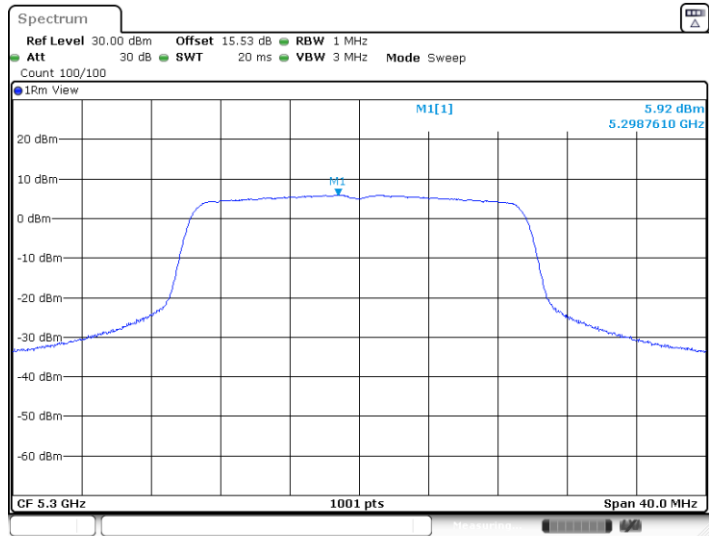


11AX20SISO_5260

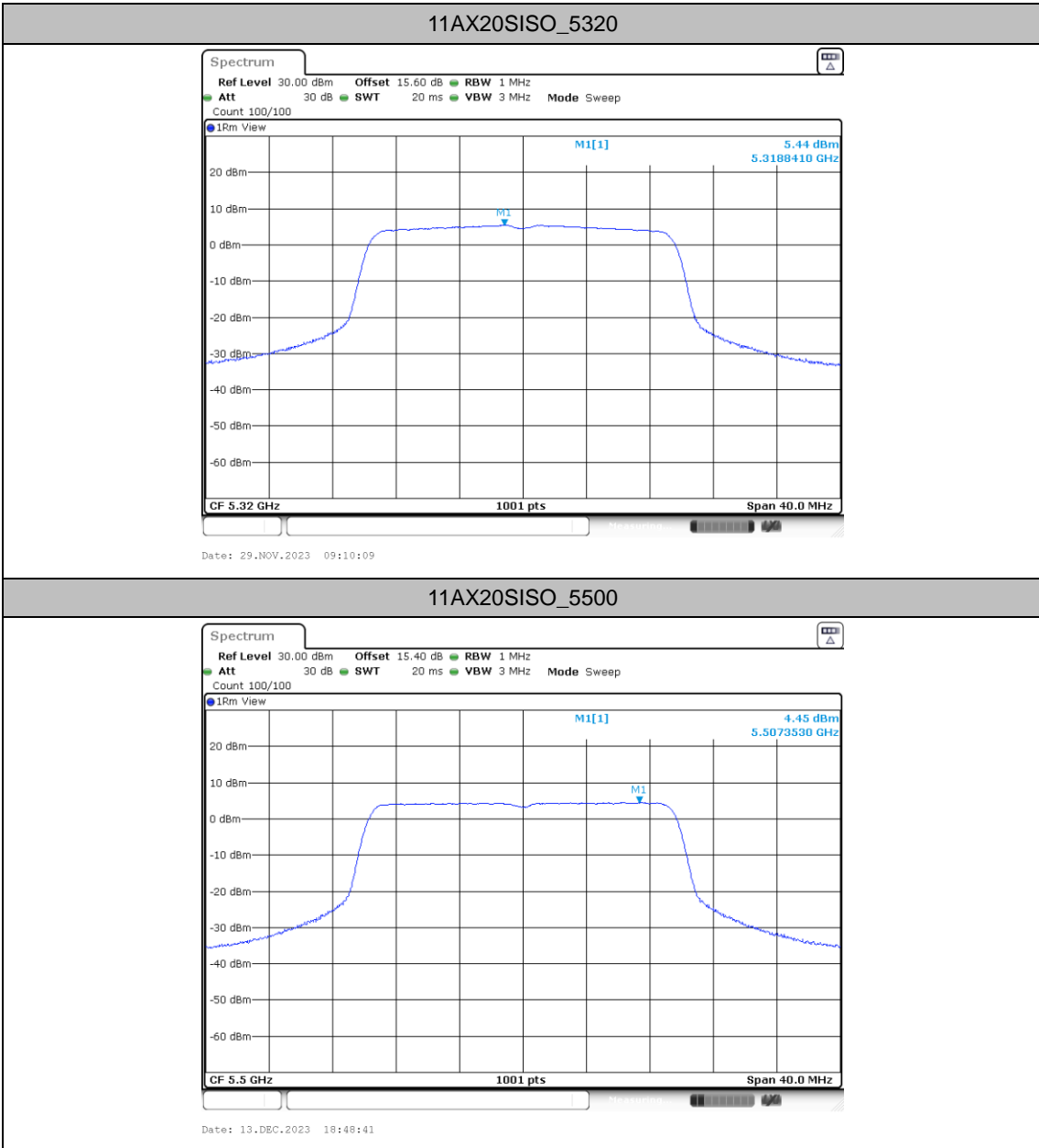


Date: 29.NOV.2023 09:08:18

11AX20SISO_5300

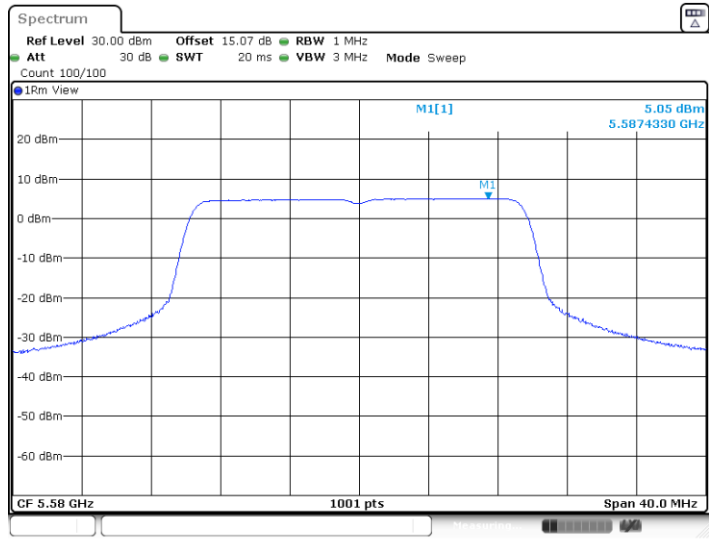


Date: 29.NOV.2023 09:09:11

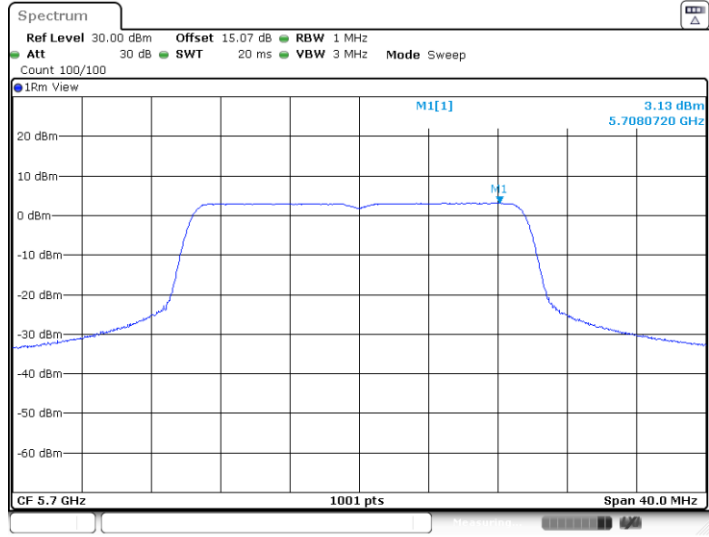


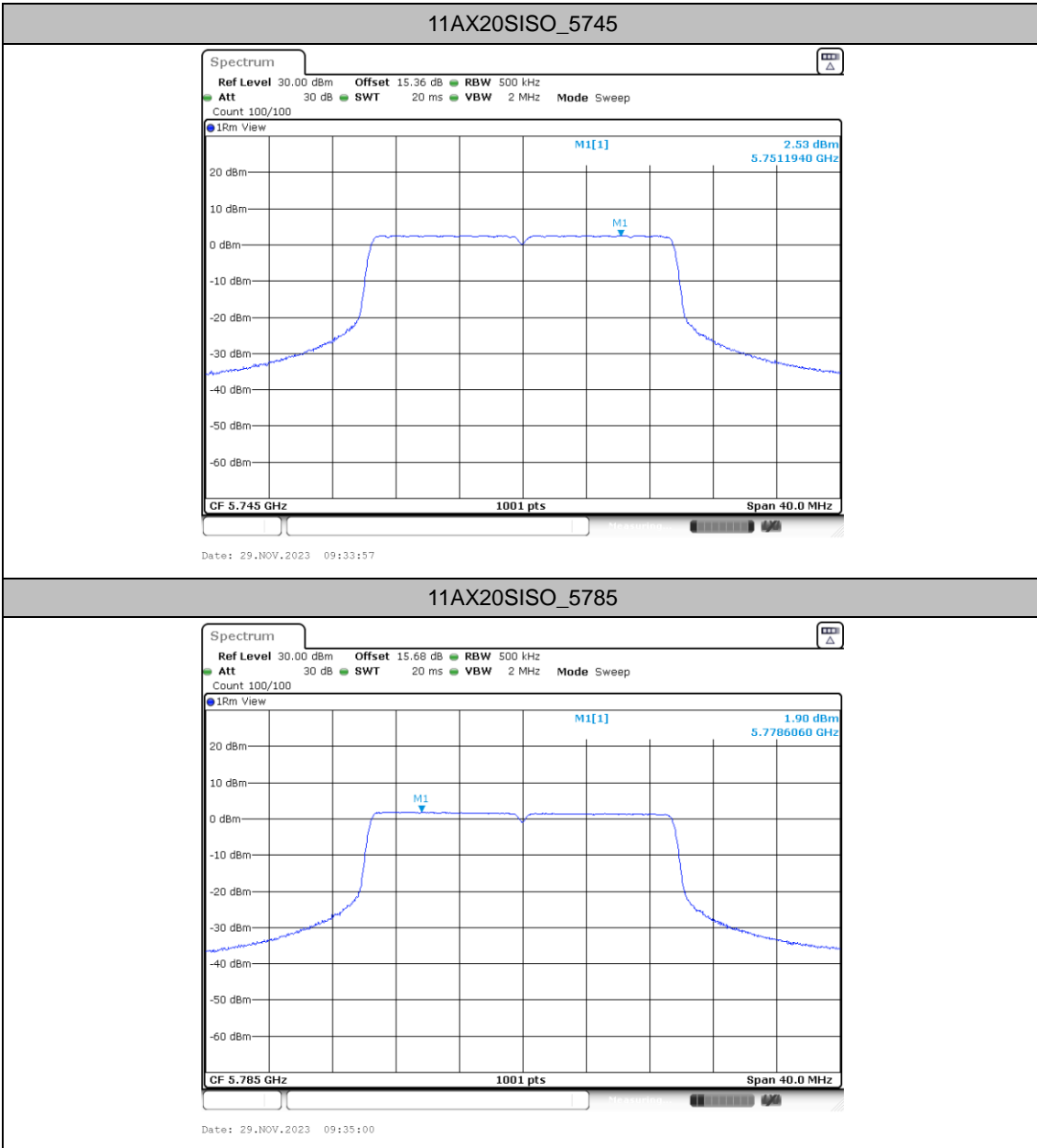


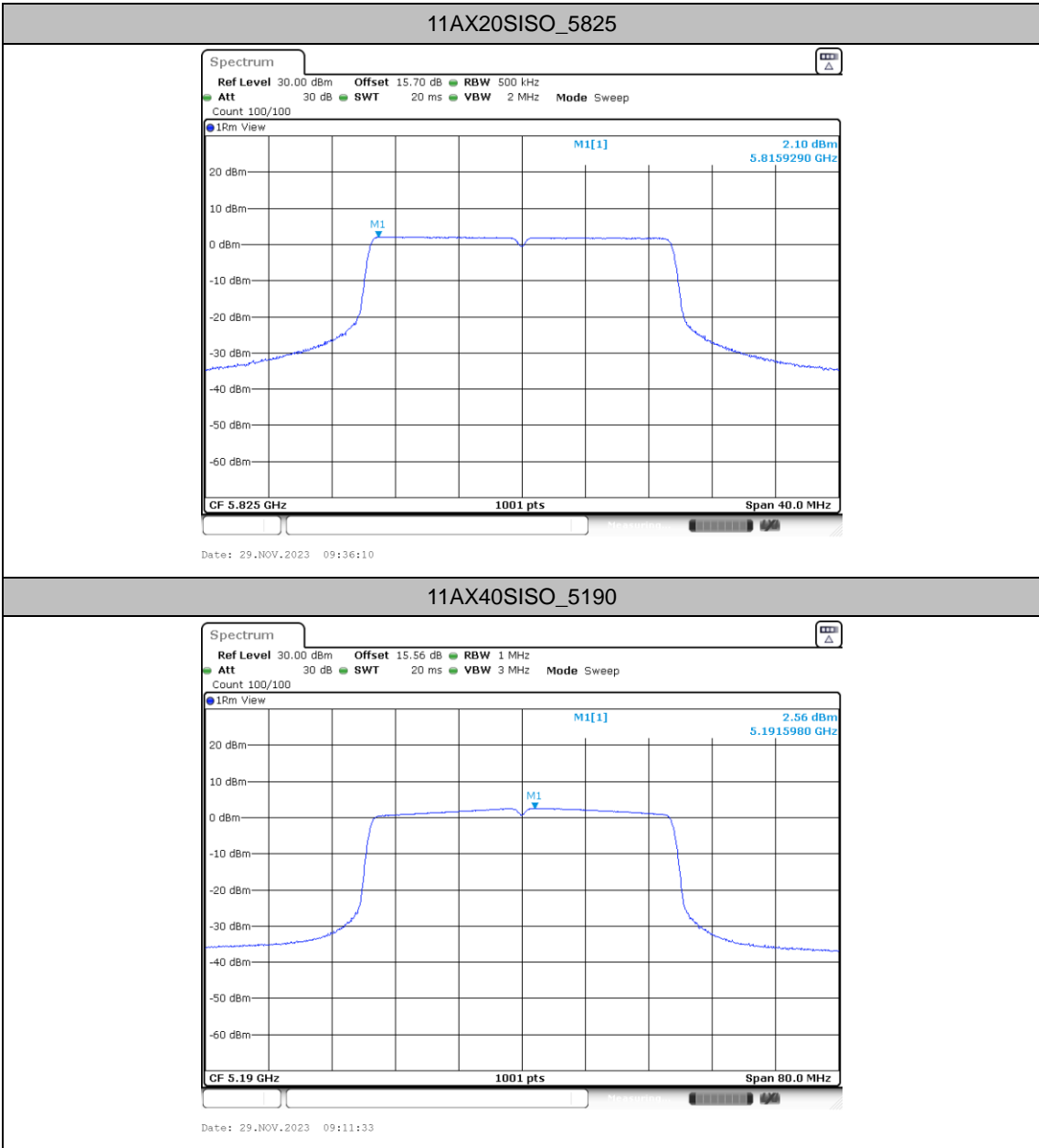
11AX20SISO_5580

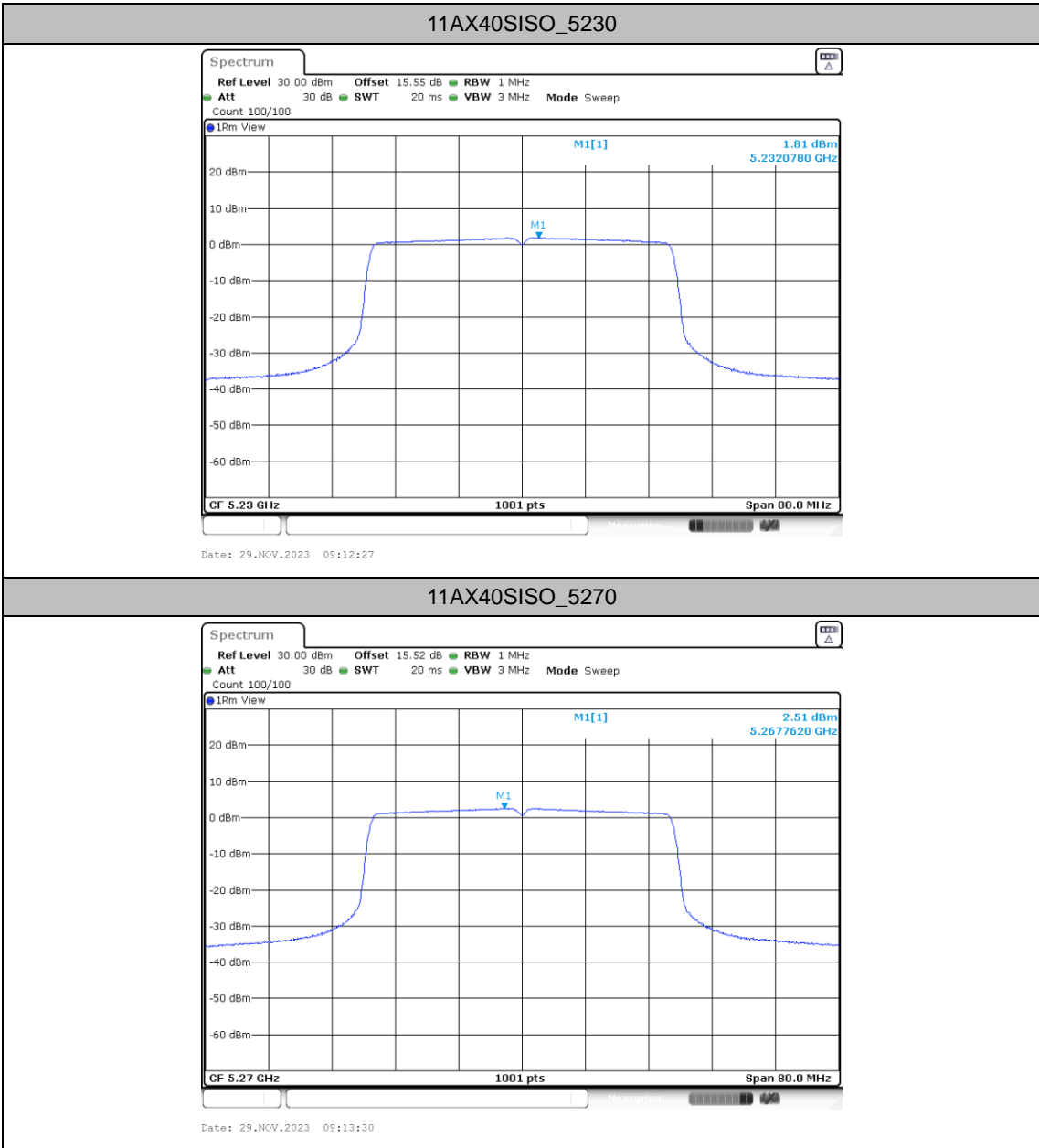


11AX20SISO_5700



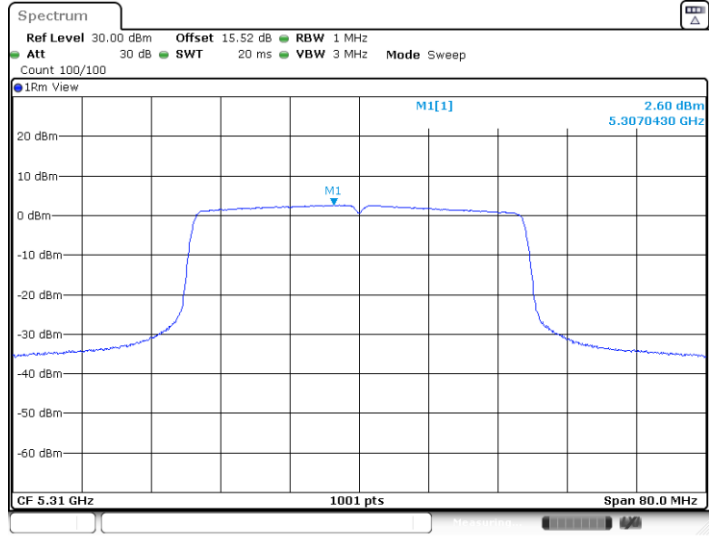






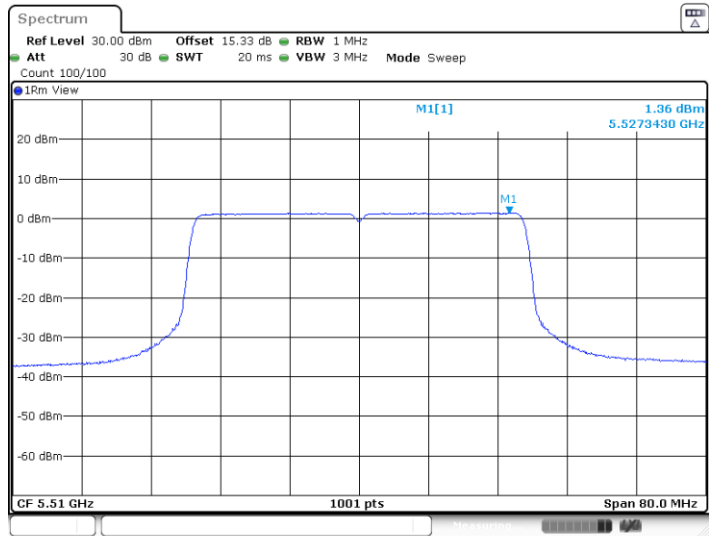


11AX40SISO_5310



Date: 29.NOV.2023 09:14:28

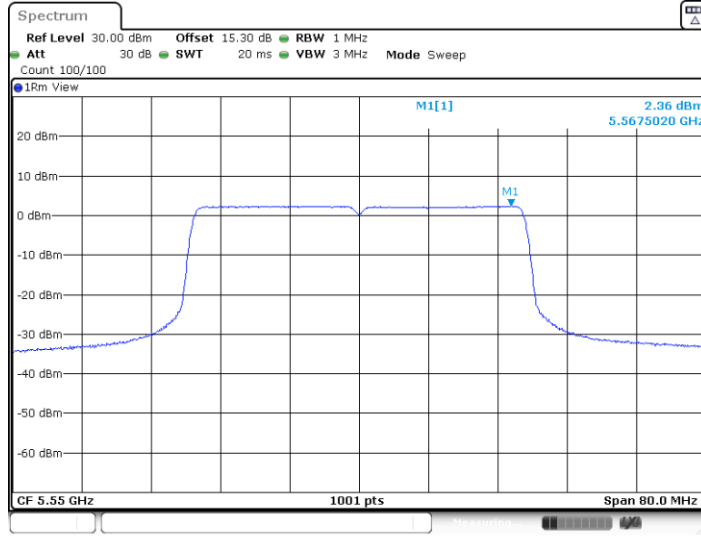
11AX40SISO_5510



Date: 13.DEC.2023 18:52:20

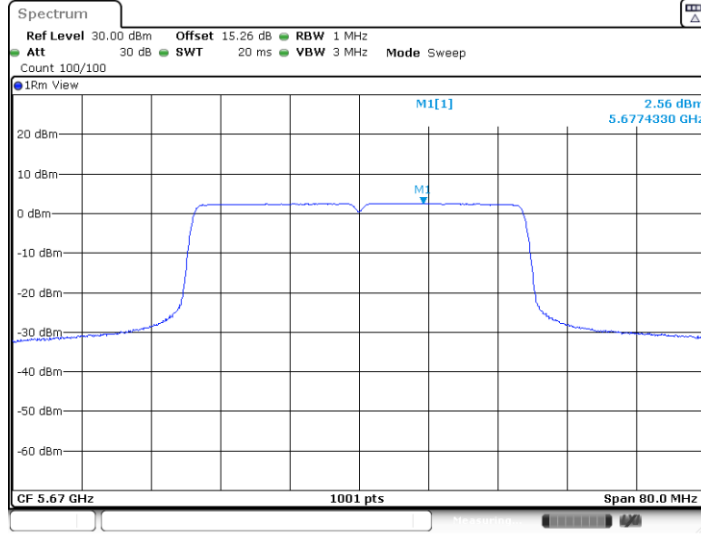


11AX40SISO_5550



Date: 29.NOV.2023 09:26:45

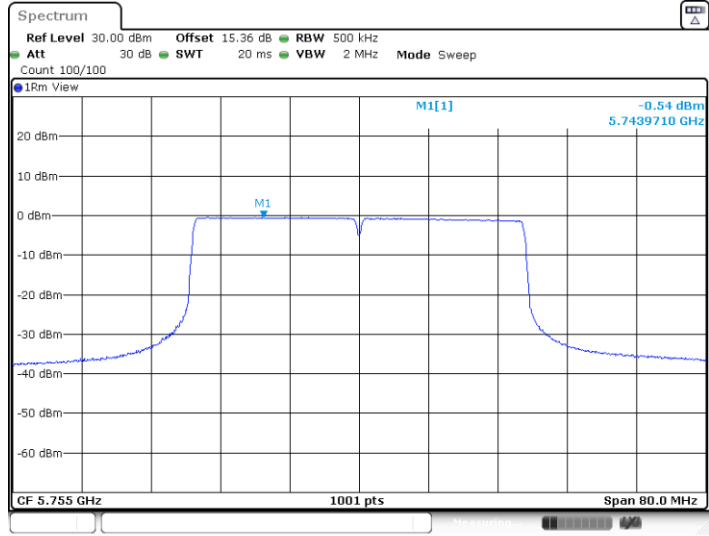
11AX40SISO_5670



Date: 29.NOV.2023 09:27:30

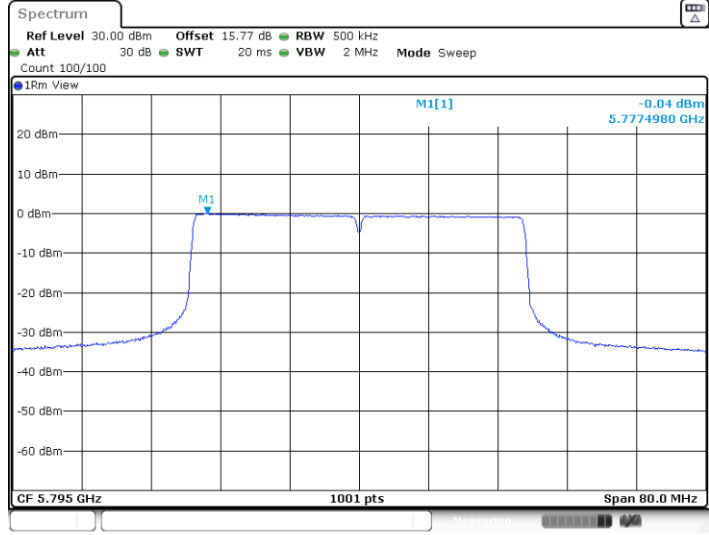


11AX40SISO_5755



Date: 29.NOV.2023 09:37:15

11AX40SISO_5795

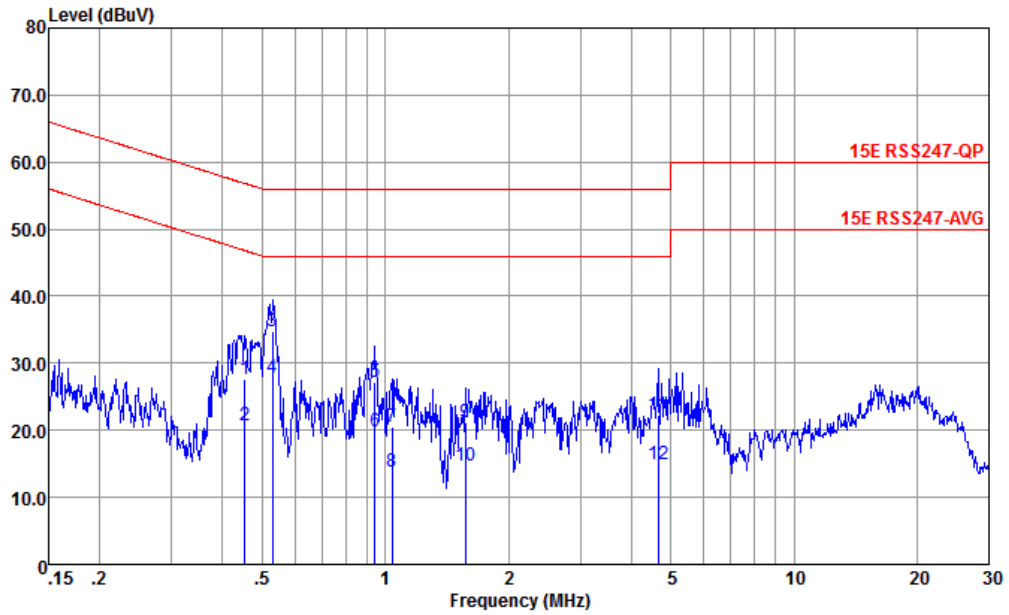


Date: 29.NOV.2023 09:38:12



Appendix B. AC Conducted Emission Test Results

Test Engineer :	Amos	Temperature :	25.3~26.2°C
		Relative Humidity :	38~40%
Test Voltage :	120Vac / 60Hz	Phase :	Line
Remark :	All emissions not reported here are more than 10 dB below the prescribed limit.		

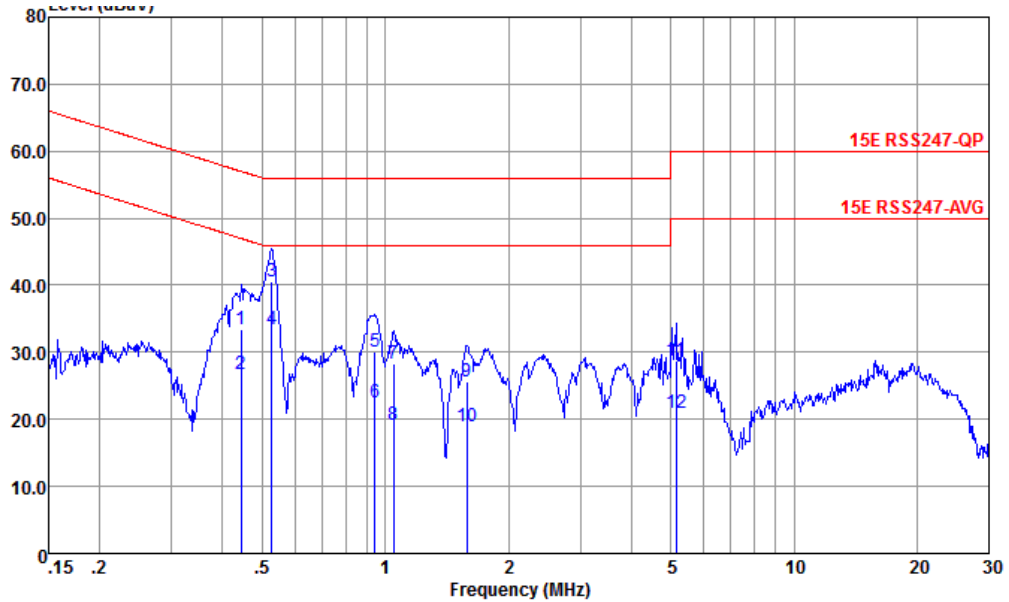


Site : CO01-KS
 Condition : 15E RSS247-QP LISN-060105-L 2023 LINE

	Freq	Level	Over	Limit	Read	LISN	Cable	Remark
	MHz	dBuV	Limit	Line	Level	Factor	Loss	
			dB	dBuV	dBuV	dB	dB	
1	0.454	27.73	-29.07	56.80	17.50	-0.02	10.25	QP
2	0.454	20.63	-26.17	46.80	10.40	-0.02	10.25	Average
3	0.529	34.77	-21.23	56.00	24.60	-0.04	10.21	QP
4 *	0.529	27.87	-18.13	46.00	17.70	-0.04	10.21	Average
5	0.943	27.20	-28.80	56.00	17.19	-0.09	10.10	QP
6	0.943	19.90	-26.10	46.00	9.89	-0.09	10.10	Average
7	1.037	20.59	-35.41	56.00	10.60	-0.10	10.09	QP
8	1.037	13.89	-32.11	46.00	3.90	-0.10	10.09	Average
9	1.568	21.26	-34.74	56.00	11.31	-0.13	10.08	QP
10	1.568	14.66	-31.34	46.00	4.71	-0.13	10.08	Average
11	4.647	22.23	-33.77	56.00	12.30	-0.13	10.06	QP
12	4.647	14.83	-31.17	46.00	4.90	-0.13	10.06	Average



Test Engineer :	Amos	Temperature :	25.3~26.2°C
		Relative Humidity :	38~40%
Test Voltage :	120Vac / 60Hz	Phase :	Neutral
Remark :	All emissions not reported here are more than 10 dB below the prescribed limit.		



Site : CO01-KS
 Condition : 15E RSS247-QP LISN-060105-N 2023 NEUTRAL

	Freq	Level	Over Limit	Limit Line	Read Level	LISN Factor	Cable Loss	Remark
	MHz	dBμV	dB	dBμV	dBμV	dB	dB	
1	0.444	33.39	-23.59	56.98	23.20	-0.06	10.25	QP
2	0.444	26.69	-20.29	46.98	16.50	-0.06	10.25	Average
3	0.527	40.54	-15.46	56.00	30.40	-0.07	10.21	QP
4 *	0.527	33.44	-12.56	46.00	23.30	-0.07	10.21	Average
5	0.943	30.10	-25.90	56.00	20.09	-0.09	10.10	QP
6	0.943	22.40	-23.60	46.00	12.39	-0.09	10.10	Average
7	1.049	28.29	-27.71	56.00	18.30	-0.10	10.09	QP
8	1.049	19.19	-26.81	46.00	9.20	-0.10	10.09	Average
9	1.585	25.57	-30.43	56.00	15.60	-0.11	10.08	QP
10	1.585	18.87	-27.13	46.00	8.90	-0.11	10.08	Average
11	5.139	28.84	-31.16	60.00	18.91	-0.13	10.06	QP
12	5.139	21.04	-28.96	50.00	11.11	-0.13	10.06	Average

Note:

- Level(dBμV) = Read Level(dBμV) + LISN Factor(dB) + Cable Loss(dB)
- Over Limit(dB) = Level(dBμV) – Limit Line(dBμV)



Appendix C Radiated Spurious Emission Test Data

Test Engineer :	Koi Ji	Relative Humidity :	41~42%
		Temperature :	22~23℃

Radiated Spurious Emission Test Modes

Mode	Band	Band (GHz)	Modulation	Channel	Frequency	Data Rate	RU	Remark
Mode 1	U-NII-1	5.15-5.25	802.11a	36	5180	6Mbps	-	-
Mode 2	U-NII-1	5.15-5.25	802.11a	44	5220	6Mbps	-	-
Mode 3	U-NII-1	5.15-5.25	802.11a	48	5240	6Mbps	-	-
Mode 4	U-NII-2A	5.25-5.35	802.11a	52	5260	6Mbps	-	-
Mode 5	U-NII-2A	5.25-5.35	802.11a	60	5300	6Mbps	-	-
Mode 6	U-NII-2A	5.25-5.35	802.11a	64	5320	6Mbps	-	-
Mode 7	U-NII-2C	5.47-5.725	802.11a	100	5500	6Mbps	-	-
Mode 8	U-NII-2C	5.47-5.725	802.11a	116	5580	6Mbps	-	-
Mode 9	U-NII-2C	5.47-5.725	802.11a	140	5700	6Mbps	-	-
Mode 10	U-NII-1	5.15-5.25	802.11n HT20	36	5180	MCS0	-	-
Mode 11	U-NII-1	5.15-5.25	802.11n HT20	44	5220	MCS0	-	-
Mode 12	U-NII-1	5.15-5.25	802.11n HT20	48	5240	MCS0	-	-
Mode 13	U-NII-2A	5.25-5.35	802.11n HT20	52	5260	MCS0	-	-
Mode 14	U-NII-2A	5.25-5.35	802.11n HT20	60	5300	MCS0	-	-
Mode 15	U-NII-2A	5.25-5.35	802.11n HT20	64	5320	MCS0	-	-
Mode 16	U-NII-2C	5.47-5.725	802.11n HT20	100	5500	MCS0	-	-
Mode 17	U-NII-2C	5.47-5.725	802.11n HT20	116	5580	MCS0	-	-
Mode 18	U-NII-2C	5.47-5.725	802.11n HT20	140	5700	MCS0	-	-
Mode 19	U-NII-1	5.15-5.25	802.11n HT40	38	5190	MCS0	-	-
Mode 20	U-NII-1	5.15-5.25	802.11n HT40	46	5230	MCS0	-	-
Mode 21	U-NII-2A	5.25-5.35	802.11n HT40	54	5270	MCS0	-	-
Mode 22	U-NII-2A	5.25-5.35	802.11n HT40	62	5310	MCS0	-	-
Mode 23	U-NII-2C	5.47-5.725	802.11n HT40	102	5510	MCS0	-	-
Mode 24	U-NII-2C	5.47-5.725	802.11n HT40	110	5550	MCS0	-	-
Mode 25	U-NII-2C	5.47-5.725	802.11n HT40	134	5670	MCS0	-	-
Mode 26	U-NII-1	5.15-5.25	802.11ax HE20	36	5180	MCS0	Full RU	-
Mode 27	U-NII-1	5.15-5.25	802.11ax HE20	44	5220	MCS0	Full RU	-
Mode 28	U-NII-1	5.15-5.25	802.11ax HE20	48	5240	MCS0	Full RU	-
Mode 29	U-NII-2A	5.25-5.35	802.11ax HE20	52	5260	MCS0	Full RU	-
Mode 30	U-NII-2A	5.25-5.35	802.11ax HE20	60	5300	MCS0	Full RU	-
Mode 31	U-NII-2A	5.25-5.35	802.11ax HE20	64	5320	MCS0	Full RU	-



Mode 32	U-NII-2C	5.47-5.725	802.11ax HE20	100	5500	MCS0	Full RU	-
Mode 33	U-NII-2C	5.47-5.725	802.11ax HE20	116	5580	MCS0	Full RU	-
Mode 34	U-NII-2C	5.47-5.725	802.11ax HE20	140	5700	MCS0	Full RU	-
Mode 35	U-NII-1	5.15-5.25	802.11ax HE40	38	5190	MCS0	Full RU	-
Mode 36	U-NII-1	5.15-5.25	802.11ax HE40	46	5230	MCS0	Full RU	-
Mode 37	U-NII-2A	5.25-5.35	802.11ax HE40	54	5270	MCS0	Full RU	-
Mode 38	U-NII-2A	5.25-5.35	802.11ax HE40	62	5310	MCS0	Full RU	-
Mode 39	U-NII-2C	5.47-5.725	802.11ax HE40	102	5510	MCS0	Full RU	-
Mode 40	U-NII-2C	5.47-5.725	802.11ax HE40	110	5550	MCS0	Full RU	-
Mode 41	U-NII-2C	5.47-5.725	802.11ax HE40	134	5670	MCS0	Full RU	-
Mode 42	U-NII-3	5.725-5.85	802.11a	149	5745	6Mbps	-	-
Mode 43	U-NII-3	5.725-5.85	802.11a	157	5785	6Mbps	-	-
Mode 44	U-NII-3	5.725-5.85	802.11a	165	5825	6Mbps	-	-
Mode 45	U-NII-3	5.725-5.85	802.11n HT20	149	5745	MCS0	-	-
Mode 46	U-NII-3	5.725-5.85	802.11n HT20	157	5785	MCS0	-	-
Mode 47	U-NII-3	5.725-5.85	802.11n HT20	165	5825	MCS0	-	-
Mode 48	U-NII-3	5.725-5.85	802.11n HT40	151	5755	MCS0	-	-
Mode 49	U-NII-3	5.725-5.85	802.11n HT40	159	5795	MCS0	-	-
Mode 50	U-NII-3	5.725-5.85	802.11ax HE20	149	5745	MCS0	Full RU	-
Mode 51	U-NII-3	5.725-5.85	802.11ax HE20	157	5785	MCS0	Full RU	-
Mode 52	U-NII-3	5.725-5.85	802.11ax HE20	165	5825	MCS0	Full RU	-
Mode 53	U-NII-3	5.725-5.85	802.11ax HE40	151	5755	MCS0	Full RU	-
Mode 54	U-NII-3	5.725-5.85	802.11ax HE40	159	5795	MCS0	Full RU	-



Summary of each worse mode

Mode	Modulation	Ch.	Freq. (MHz)	Level (dBuV/m)	Limit (dBuV/m)	Margin (dB)	Pol.	Peak Avg.	Result	Remark
1	802.11a	36	5149.15	48.73	54.00	-5.27	H	AVERAGE	Pass	Band Edge
1	802.11a	36	10360.00	59.63	68.20	-8.57	H	PEAK	Pass	Harmonic
2	802.11a	44	-	-	-	-	-	-	-	Band Edge
2	802.11a	44	10440.00	60.95	68.20	-7.25	H	PEAK	Pass	Harmonic
3	802.11a	48	-	-	-	-	-	-	-	Band Edge
3	802.11a	48	10480.00	59.26	68.20	-8.94	H	PEAK	Pass	Harmonic
4	802.11a	52	-	-	-	-	-	-	-	Band Edge
4	802.11a	52	10520.00	60.05	68.20	-8.15	H	PEAK	Pass	Harmonic
5	802.11a	60	-	-	-	-	-	-	-	Band Edge
5	802.11a	60	10600.01	46.11	54.00	-7.89	H	AVERAGE	Pass	Harmonic
6	802.11a	64	5351.45	46.81	54.00	-7.19	H	AVERAGE	Pass	Band Edge
6	802.11a	64	10640.00	45.97	54.00	-8.03	H	AVERAGE	Pass	Harmonic
7	802.11a	100	5459.37	47.85	54.00	-6.15	V	AVERAGE	Pass	Band Edge
7	802.11a	100	11000.00	49.91	54.00	-4.09	V	AVERAGE	Pass	Harmonic
8	802.11a	116	-	-	-	-	-	-	-	Band Edge
8	802.11a	116	11160.00	49.47	54.00	-4.53	V	AVERAGE	Pass	Harmonic
9	802.11a	140	5725.20	65.13	68.20	-3.07	H	PEAK	Pass	Band Edge
9	802.11a	140	17100.00	61.88	68.20	-6.32	V	PEAK	Pass	Harmonic
10	802.11n HT20	36	5149.65	47.24	54.00	-6.76	H	AVERAGE	Pass	Band Edge
10	802.11n HT20	36	10363.80	54.39	68.20	-13.81	H	PEAK	Pass	Harmonic
11	802.11n HT20	44	-	-	-	-	-	-	-	Band Edge
11	802.11n HT20	44	10440.80	55.68	68.20	-12.52	H	PEAK	Pass	Harmonic
12	802.11n HT20	48	-	-	-	-	-	-	-	Band Edge
12	802.11n HT20	48	10476.73	56.80	68.20	-11.40	H	PEAK	Pass	Harmonic
13	802.11n HT20	52	-	-	-	-	-	-	-	Band Edge
13	802.11n HT20	52	10518.53	54.96	68.20	-13.24	H	PEAK	Pass	Harmonic
14	802.11n HT20	60	-	-	-	-	-	-	-	Band Edge
14	802.11n HT20	60	10600.01	45.08	54.00	-8.92	H	AVERAGE	Pass	Harmonic
15	802.11n HT20	64	5350.00	45.56	54.00	-8.44	H	AVERAGE	Pass	Band Edge
15	802.11n HT20	64	10640.00	44.54	54.00	-9.46	H	AVERAGE	Pass	Harmonic
16	802.11n HT20	100	5469.13	61.72	68.20	-6.48	H	PEAK	Pass	Band Edge
16	802.11n HT20	100	11000.00	49.25	54.00	-4.75	V	AVERAGE	Pass	Harmonic
17	802.11n HT20	116	-	-	-	-	-	-	-	Band Edge
17	802.11n HT20	116	11160.00	49.16	54.00	-4.84	V	AVERAGE	Pass	Harmonic
18	802.11n HT20	140	5729.04	63.15	68.20	-5.05	H	PEAK	Pass	Band Edge
18	802.11n HT20	140	17109.73	55.88	68.20	-12.32	H	PEAK	Pass	Harmonic



19	802.11n HT40	38	5149.98	47.30	54.00	-6.70	H	AVERAGE	Pass	Band Edge
19	802.11n HT40	38	10380.00	55.16	68.20	-13.04	H	PEAK	Pass	Harmonic
20	802.11n HT40	46	5100.09	45.93	54.00	-8.07	H	AVERAGE	Pass	Band Edge
20	802.11n HT40	46	10460.00	55.87	68.20	-12.33	H	PEAK	Pass	Harmonic
21	802.11n HT40	54	5055.49	46.25	54.00	-7.75	H	AVERAGE	Pass	Band Edge
21	802.11n HT40	54	10540.00	54.34	68.20	-13.86	H	PEAK	Pass	Harmonic
22	802.11n HT40	62	5350.00	46.38	54.00	-7.62	H	AVERAGE	Pass	Band Edge
22	802.11n HT40	62	10620.00	41.79	54.00	-12.21	H	AVERAGE	Pass	Harmonic
23	802.11n HT40	102	5468.01	61.63	68.20	-6.57	H	PEAK	Pass	Band Edge
23	802.11n HT40	102	11020.00	46.84	54.00	-7.16	V	AVERAGE	Pass	Harmonic
24	802.11n HT40	110	5459.95	47.03	54.00	-6.97	H	AVERAGE	Pass	Band Edge
24	802.11n HT40	110	11100.00	48.10	54.00	-5.90	V	AVERAGE	Pass	Harmonic
25	802.11n HT40	134	5733.52	65.07	68.20	-3.13	H	PEAK	Pass	Band Edge
25	802.11n HT40	134	17017.33	54.55	68.20	-13.65	V	PEAK	Pass	Harmonic
26	802.11ax HE20	36	5149.98	46.80	54.00	-7.20	H	AVERAGE	Pass	Band Edge
26	802.11ax HE20	36	10360.00	60.78	68.20	-7.42	H	PEAK	Pass	Harmonic
27	802.11ax HE20	44	-	-	-	-	-	-	-	Band Edge
27	802.11ax HE20	44	10440.00	60.57	68.20	-7.63	H	PEAK	Pass	Harmonic
28	802.11ax HE20	48	-	-	-	-	-	-	-	Band Edge
28	802.11ax HE20	48	10480.00	59.19	68.20	-9.01	H	PEAK	Pass	Harmonic
29	802.11ax HE20	52	-	-	-	-	-	-	-	Band Edge
29	802.11ax HE20	52	10520.00	57.98	68.20	-10.22	H	PEAK	Pass	Harmonic
30	802.11ax HE20	60	-	-	-	-	-	-	-	Band Edge
30	802.11ax HE20	60	10600.01	44.64	54.00	-9.36	H	AVERAGE	Pass	Harmonic
31	802.11ax HE20	64	5350.05	46.14	54.00	-7.86	H	AVERAGE	Pass	Band Edge
31	802.11ax HE20	64	10640.00	44.42	54.00	-9.58	V	AVERAGE	Pass	Harmonic
32	802.11ax HE20	100	5459.49	46.59	54.00	-7.41	V	AVERAGE	Pass	Band Edge
32	802.11ax HE20	100	11000.00	48.71	54.00	-5.29	V	AVERAGE	Pass	Harmonic
33	802.11ax HE20	116	-	-	-	-	-	-	-	Band Edge
33	802.11ax HE20	116	11160.00	49.57	54.00	-4.43	V	AVERAGE	Pass	Harmonic
34	802.11ax HE20	140	5728.32	64.18	68.20	-4.02	H	PEAK	Pass	Band Edge
34	802.11ax HE20	140	17100.93	58.35	68.20	-9.85	V	PEAK	Pass	Harmonic
35	802.11ax HE40	38	5149.85	48.96	54.00	-5.04	H	AVERAGE	Pass	Band Edge
35	802.11ax HE40	38	10380.00	56.58	68.20	-11.62	H	PEAK	Pass	Harmonic
36	802.11ax HE40	46	5100.25	45.97	54.00	-8.03	H	AVERAGE	Pass	Band Edge
36	802.11ax HE40	46	10460.00	55.82	68.20	-12.38	H	PEAK	Pass	Harmonic
37	802.11ax HE40	54	5052.52	46.23	54.00	-7.77	V	AVERAGE	Pass	Band Edge
37	802.11ax HE40	54	10533.20	51.80	68.20	-16.40	H	PEAK	Pass	Harmonic



38	802.11ax HE40	62	5350.24	48.48	54.00	-5.52	H	AVERAGE	Pass	Band Edge
38	802.11ax HE40	62	10620.00	42.06	54.00	-11.94	H	AVERAGE	Pass	Harmonic
39	802.11ax HE40	102	5463.05	64.20	68.20	-4.00	H	PEAK	Pass	Band Edge
39	802.11ax HE40	102	11020.00	46.75	54.00	-7.25	V	AVERAGE	Pass	Harmonic
40	802.11ax HE40	110	5466.91	62.89	68.20	-5.31	V	PEAK	Pass	Band Edge
40	802.11ax HE40	110	11100.00	49.14	54.00	-4.86	V	Average	Pass	Harmonic
41	802.11ax HE40	134	5729.20	64.92	68.20	-3.28	V	PEAK	Pass	Band Edge
41	802.11ax HE40	134	17010.00	56.48	68.20	-11.72	V	PEAK	Pass	Harmonic
42	802.11a	149	5648.80	57.72	68.20	-10.48	H	PEAK	Pass	Band Edge
42	802.11a	149	17235.00	61.52	68.20	-6.68	V	PEAK	Pass	Harmonic
43	802.11a	157	-	-	-	-	-	-	-	Band Edge
43	802.11a	157	17355.00	58.17	68.20	-10.03	V	PEAK	Pass	Harmonic
44	802.11a	165	5949.20	58.02	68.20	-10.18	V	PEAK	Pass	Band Edge
44	802.11a	165	11650.00	41.49	54.00	-12.51	V	Average	Pass	Harmonic
45	802.11n HT20	149	5616.40	57.04	68.20	-11.16	H	PEAK	Pass	Band Edge
45	802.11n HT20	149	17235.00	59.59	68.20	-8.61	V	PEAK	Pass	Harmonic
46	802.11n HT20	157	-	-	-	-	-	-	-	Band Edge
46	802.11n HT20	157	17355.00	57.41	68.20	-10.79	V	PEAK	Pass	Harmonic
47	802.11n HT20	165	5937.20	56.84	68.20	-11.36	V	PEAK	Pass	Band Edge
47	802.11n HT20	165	11650.00	41.25	54.00	-12.75	V	AVERAGE	Pass	Harmonic
48	802.11n HT40	151	5949.22	58.77	68.20	-9.43	V	PEAK	Pass	Band Edge
48	802.11n HT40	151	17265.00	52.54	68.20	-15.66	V	PEAK	Pass	Harmonic
49	802.11n HT40	159	5972.80	57.50	68.20	-10.70	V	PEAK	Pass	Band Edge
49	802.11n HT40	159	11590.00	39.42	54.00	-14.58	V	AVERAGE	Pass	Harmonic
50	802.11ax HE20	149	5600.00	57.89	68.20	-10.31	H	PEAK	Pass	Band Edge
50	802.11ax HE20	149	17235.00	57.79	68.20	-10.41	V	Peak	Pass	Harmonic
51	802.11ax HE20	157	-	-	-	-	-	-	-	Band Edge
51	802.11ax HE20	157	17355.00	55.53	68.20	-12.67	V	Peak	Pass	Harmonic
52	802.11ax HE20	165	5929.60	57.59	68.20	-10.61	V	PEAK	Pass	Band Edge
52	802.11ax HE20	165	11650.00	40.94	54.00	-13.06	H	AVERAGE	Pass	Harmonic
53	802.11ax HE40	151	5641.85	57.94	68.20	-10.26	H	PEAK	Pass	Band Edge
53	802.11ax HE40	151	17265.00	54.63	68.20	-13.57	V	Peak	Pass	Harmonic
54	802.11ax HE40	159	5931.20	57.39	68.20	-10.81	H	PEAK	Pass	Band Edge
54	802.11ax HE40	159	17385.00	53.50	68.20	-14.70	V	Peak	Pass	Harmonic



Mode	1																																																																																																																																	
	Band Edge																																																																																																																																	
	U-NII-1_5.15-5.25_802.11a_CH36_5180MHz																																																																																																																																	
ANT	1																																																																																																																																	
Pol.	Horizontal	Fundamental																																																																																																																																
Peak	<table border="1"> <thead> <tr> <th>Limit</th> <th>Read</th> <th>Ant</th> <th>Cable</th> <th>Preamp</th> <th>Aux</th> <th>APos</th> <th>TPos</th> </tr> <tr> <th>Freq</th> <th>Level</th> <th>Line</th> <th>Margin</th> <th>Level</th> <th>Factor</th> <th>Loss</th> <th>Factor</th> </tr> <tr> <th>MHz</th> <th>dBuV/m</th> <th>dBuV/m</th> <th>dB</th> <th>dBuV</th> <th>dB/m</th> <th>dB</th> <th>dB</th> </tr> </thead> <tbody> <tr> <td>1</td> <td>5148.85</td> <td>67.89</td> <td>74.00</td> <td>-6.11</td> <td>51.30</td> <td>34.20</td> <td>12.45</td> </tr> <tr> <td></td> <td></td> <td></td> <td></td> <td></td> <td>30.06</td> <td></td> <td>0.00</td> </tr> <tr> <td></td> <td></td> <td></td> <td></td> <td></td> <td></td> <td></td> <td>100</td> </tr> <tr> <td></td> <td></td> <td></td> <td></td> <td></td> <td></td> <td></td> <td>30</td> </tr> <tr> <td></td> <td></td> <td></td> <td></td> <td></td> <td></td> <td></td> <td>PEAK</td> </tr> </tbody> </table>	Limit	Read	Ant	Cable	Preamp	Aux	APos	TPos	Freq	Level	Line	Margin	Level	Factor	Loss	Factor	MHz	dBuV/m	dBuV/m	dB	dBuV	dB/m	dB	dB	1	5148.85	67.89	74.00	-6.11	51.30	34.20	12.45						30.06		0.00								100								30								PEAK	<table border="1"> <thead> <tr> <th>Limit</th> <th>Read</th> <th>Ant</th> <th>Cable</th> <th>Preamp</th> <th>Aux</th> <th>APos</th> <th>TPos</th> </tr> <tr> <th>Freq</th> <th>Level</th> <th>Line</th> <th>Margin</th> <th>Level</th> <th>Factor</th> <th>Loss</th> <th>Factor</th> </tr> <tr> <th>MHz</th> <th>dBuV/m</th> <th>dBuV/m</th> <th>dB</th> <th>dBuV</th> <th>dB/m</th> <th>dB</th> <th>dB</th> </tr> </thead> <tbody> <tr> <td>1</td> <td>5180.00</td> <td>104.67</td> <td>-----</td> <td>-----</td> <td>88.10</td> <td>34.15</td> <td>12.44</td> </tr> <tr> <td></td> <td></td> <td></td> <td></td> <td></td> <td>30.02</td> <td></td> <td>0.00</td> </tr> <tr> <td></td> <td></td> <td></td> <td></td> <td></td> <td></td> <td></td> <td>100</td> </tr> <tr> <td></td> <td></td> <td></td> <td></td> <td></td> <td></td> <td></td> <td>30</td> </tr> <tr> <td></td> <td></td> <td></td> <td></td> <td></td> <td></td> <td></td> <td>PEAK</td> </tr> </tbody> </table>	Limit	Read	Ant	Cable	Preamp	Aux	APos	TPos	Freq	Level	Line	Margin	Level	Factor	Loss	Factor	MHz	dBuV/m	dBuV/m	dB	dBuV	dB/m	dB	dB	1	5180.00	104.67	-----	-----	88.10	34.15	12.44						30.02		0.00								100								30								PEAK
Limit	Read	Ant	Cable	Preamp	Aux	APos	TPos																																																																																																																											
Freq	Level	Line	Margin	Level	Factor	Loss	Factor																																																																																																																											
MHz	dBuV/m	dBuV/m	dB	dBuV	dB/m	dB	dB																																																																																																																											
1	5148.85	67.89	74.00	-6.11	51.30	34.20	12.45																																																																																																																											
					30.06		0.00																																																																																																																											
							100																																																																																																																											
							30																																																																																																																											
							PEAK																																																																																																																											
Limit	Read	Ant	Cable	Preamp	Aux	APos	TPos																																																																																																																											
Freq	Level	Line	Margin	Level	Factor	Loss	Factor																																																																																																																											
MHz	dBuV/m	dBuV/m	dB	dBuV	dB/m	dB	dB																																																																																																																											
1	5180.00	104.67	-----	-----	88.10	34.15	12.44																																																																																																																											
					30.02		0.00																																																																																																																											
							100																																																																																																																											
							30																																																																																																																											
							PEAK																																																																																																																											
Avg	<table border="1"> <thead> <tr> <th>Limit</th> <th>Read</th> <th>Ant</th> <th>Cable</th> <th>Preamp</th> <th>Aux</th> <th>APos</th> <th>TPos</th> </tr> <tr> <th>Freq</th> <th>Level</th> <th>Line</th> <th>Margin</th> <th>Level</th> <th>Factor</th> <th>Loss</th> <th>Factor</th> </tr> <tr> <th>MHz</th> <th>dBuV/m</th> <th>dBuV/m</th> <th>dB</th> <th>dBuV</th> <th>dB/m</th> <th>dB</th> <th>dB</th> </tr> </thead> <tbody> <tr> <td>1</td> <td>5149.15</td> <td>48.73</td> <td>54.00</td> <td>-5.27</td> <td>32.14</td> <td>34.20</td> <td>12.45</td> </tr> <tr> <td></td> <td></td> <td></td> <td></td> <td></td> <td>30.06</td> <td></td> <td>0.00</td> </tr> <tr> <td></td> <td></td> <td></td> <td></td> <td></td> <td></td> <td></td> <td>100</td> </tr> <tr> <td></td> <td></td> <td></td> <td></td> <td></td> <td></td> <td></td> <td>30</td> </tr> <tr> <td></td> <td></td> <td></td> <td></td> <td></td> <td></td> <td></td> <td>AVERAGE</td> </tr> </tbody> </table>	Limit	Read	Ant	Cable	Preamp	Aux	APos	TPos	Freq	Level	Line	Margin	Level	Factor	Loss	Factor	MHz	dBuV/m	dBuV/m	dB	dBuV	dB/m	dB	dB	1	5149.15	48.73	54.00	-5.27	32.14	34.20	12.45						30.06		0.00								100								30								AVERAGE	<table border="1"> <thead> <tr> <th>Limit</th> <th>Read</th> <th>Ant</th> <th>Cable</th> <th>Preamp</th> <th>Aux</th> <th>APos</th> <th>TPos</th> </tr> <tr> <th>Freq</th> <th>Level</th> <th>Line</th> <th>Margin</th> <th>Level</th> <th>Factor</th> <th>Loss</th> <th>Factor</th> </tr> <tr> <th>MHz</th> <th>dBuV/m</th> <th>dBuV/m</th> <th>dB</th> <th>dBuV</th> <th>dB/m</th> <th>dB</th> <th>dB</th> </tr> </thead> <tbody> <tr> <td>1</td> <td>5180.00</td> <td>94.82</td> <td>-----</td> <td>-----</td> <td>78.25</td> <td>34.15</td> <td>12.44</td> </tr> <tr> <td></td> <td></td> <td></td> <td></td> <td></td> <td>30.02</td> <td></td> <td>0.00</td> </tr> <tr> <td></td> <td></td> <td></td> <td></td> <td></td> <td></td> <td></td> <td>100</td> </tr> <tr> <td></td> <td></td> <td></td> <td></td> <td></td> <td></td> <td></td> <td>30</td> </tr> <tr> <td></td> <td></td> <td></td> <td></td> <td></td> <td></td> <td></td> <td>AVERAGE</td> </tr> </tbody> </table>	Limit	Read	Ant	Cable	Preamp	Aux	APos	TPos	Freq	Level	Line	Margin	Level	Factor	Loss	Factor	MHz	dBuV/m	dBuV/m	dB	dBuV	dB/m	dB	dB	1	5180.00	94.82	-----	-----	78.25	34.15	12.44						30.02		0.00								100								30								AVERAGE
Limit	Read	Ant	Cable	Preamp	Aux	APos	TPos																																																																																																																											
Freq	Level	Line	Margin	Level	Factor	Loss	Factor																																																																																																																											
MHz	dBuV/m	dBuV/m	dB	dBuV	dB/m	dB	dB																																																																																																																											
1	5149.15	48.73	54.00	-5.27	32.14	34.20	12.45																																																																																																																											
					30.06		0.00																																																																																																																											
							100																																																																																																																											
							30																																																																																																																											
							AVERAGE																																																																																																																											
Limit	Read	Ant	Cable	Preamp	Aux	APos	TPos																																																																																																																											
Freq	Level	Line	Margin	Level	Factor	Loss	Factor																																																																																																																											
MHz	dBuV/m	dBuV/m	dB	dBuV	dB/m	dB	dB																																																																																																																											
1	5180.00	94.82	-----	-----	78.25	34.15	12.44																																																																																																																											
					30.02		0.00																																																																																																																											
							100																																																																																																																											
							30																																																																																																																											
							AVERAGE																																																																																																																											



Mode	1																																																																																			
	Band Edge																																																																																			
	U-NII-1_5.15-5.25_802.11a_CH36_5180MHz																																																																																			
ANT	1																																																																																			
Pol.	Vertical	Fundamental																																																																																		
Peak	<table border="1"> <thead> <tr> <th>Limit</th> <th>Read</th> <th>Ant</th> <th>Cable</th> <th>Preamp</th> <th>Aux</th> <th>APos</th> <th>TPos</th> <th>Remark</th> </tr> <tr> <th>Freq</th> <th>Level</th> <th>Line Margin</th> <th>Level Factor</th> <th>Loss Factor</th> <th>Factor</th> <th></th> <th></th> <th></th> </tr> <tr> <th>MHz</th> <th>dBuV/m</th> <th>dBuV/m</th> <th>dB</th> <th>dBuV</th> <th>dB/m</th> <th>dB</th> <th>dB</th> <th>cm</th> <th>deg</th> </tr> </thead> <tbody> <tr> <td>1</td> <td>5123.55</td> <td>56.90</td> <td>74.00</td> <td>-17.10</td> <td>40.31</td> <td>34.25</td> <td>12.44</td> <td>30.10</td> <td>0.00</td> <td>354</td> <td>318</td> <td>PEAK</td> </tr> </tbody> </table>	Limit	Read	Ant	Cable	Preamp	Aux	APos	TPos	Remark	Freq	Level	Line Margin	Level Factor	Loss Factor	Factor				MHz	dBuV/m	dBuV/m	dB	dBuV	dB/m	dB	dB	cm	deg	1	5123.55	56.90	74.00	-17.10	40.31	34.25	12.44	30.10	0.00	354	318	PEAK	<table border="1"> <thead> <tr> <th>Limit</th> <th>Read</th> <th>Ant</th> <th>Cable</th> <th>Preamp</th> <th>Aux</th> <th>APos</th> <th>TPos</th> <th>Remark</th> </tr> <tr> <th>Freq</th> <th>Level</th> <th>Line Margin</th> <th>Level Factor</th> <th>Loss Factor</th> <th>Factor</th> <th></th> <th></th> <th></th> </tr> <tr> <th>MHz</th> <th>dBuV/m</th> <th>dBuV/m</th> <th>dB</th> <th>dBuV</th> <th>dB/m</th> <th>dB</th> <th>dB</th> <th>cm</th> <th>deg</th> </tr> </thead> <tbody> <tr> <td>1</td> <td>5180.00</td> <td>95.50</td> <td>-----</td> <td>-----</td> <td>78.93</td> <td>34.15</td> <td>12.44</td> <td>30.02</td> <td>0.00</td> <td>354</td> <td>318</td> <td>PEAK</td> </tr> </tbody> </table>	Limit	Read	Ant	Cable	Preamp	Aux	APos	TPos	Remark	Freq	Level	Line Margin	Level Factor	Loss Factor	Factor				MHz	dBuV/m	dBuV/m	dB	dBuV	dB/m	dB	dB	cm	deg	1	5180.00	95.50	-----	-----	78.93	34.15	12.44	30.02	0.00	354	318	PEAK
Limit	Read	Ant	Cable	Preamp	Aux	APos	TPos	Remark																																																																												
Freq	Level	Line Margin	Level Factor	Loss Factor	Factor																																																																															
MHz	dBuV/m	dBuV/m	dB	dBuV	dB/m	dB	dB	cm	deg																																																																											
1	5123.55	56.90	74.00	-17.10	40.31	34.25	12.44	30.10	0.00	354	318	PEAK																																																																								
Limit	Read	Ant	Cable	Preamp	Aux	APos	TPos	Remark																																																																												
Freq	Level	Line Margin	Level Factor	Loss Factor	Factor																																																																															
MHz	dBuV/m	dBuV/m	dB	dBuV	dB/m	dB	dB	cm	deg																																																																											
1	5180.00	95.50	-----	-----	78.93	34.15	12.44	30.02	0.00	354	318	PEAK																																																																								
Avg	<table border="1"> <thead> <tr> <th>Limit</th> <th>Read</th> <th>Ant</th> <th>Cable</th> <th>Preamp</th> <th>Aux</th> <th>APos</th> <th>TPos</th> <th>Remark</th> </tr> <tr> <th>Freq</th> <th>Level</th> <th>Line Margin</th> <th>Level Factor</th> <th>Loss Factor</th> <th>Factor</th> <th></th> <th></th> <th></th> </tr> <tr> <th>MHz</th> <th>dBuV/m</th> <th>dBuV/m</th> <th>dB</th> <th>dBuV</th> <th>dB/m</th> <th>dB</th> <th>dB</th> <th>cm</th> <th>deg</th> </tr> </thead> <tbody> <tr> <td>1</td> <td>5100.45</td> <td>46.60</td> <td>54.00</td> <td>-7.40</td> <td>29.99</td> <td>34.30</td> <td>12.44</td> <td>30.13</td> <td>0.00</td> <td>354</td> <td>318</td> <td>AVERAGE</td> </tr> </tbody> </table>	Limit	Read	Ant	Cable	Preamp	Aux	APos	TPos	Remark	Freq	Level	Line Margin	Level Factor	Loss Factor	Factor				MHz	dBuV/m	dBuV/m	dB	dBuV	dB/m	dB	dB	cm	deg	1	5100.45	46.60	54.00	-7.40	29.99	34.30	12.44	30.13	0.00	354	318	AVERAGE	<table border="1"> <thead> <tr> <th>Limit</th> <th>Read</th> <th>Ant</th> <th>Cable</th> <th>Preamp</th> <th>Aux</th> <th>APos</th> <th>TPos</th> <th>Remark</th> </tr> <tr> <th>Freq</th> <th>Level</th> <th>Line Margin</th> <th>Level Factor</th> <th>Loss Factor</th> <th>Factor</th> <th></th> <th></th> <th></th> </tr> <tr> <th>MHz</th> <th>dBuV/m</th> <th>dBuV/m</th> <th>dB</th> <th>dBuV</th> <th>dB/m</th> <th>dB</th> <th>dB</th> <th>cm</th> <th>deg</th> </tr> </thead> <tbody> <tr> <td>1</td> <td>5180.00</td> <td>86.25</td> <td>-----</td> <td>-----</td> <td>69.68</td> <td>34.15</td> <td>12.44</td> <td>30.02</td> <td>0.00</td> <td>354</td> <td>318</td> <td>AVERAGE</td> </tr> </tbody> </table>	Limit	Read	Ant	Cable	Preamp	Aux	APos	TPos	Remark	Freq	Level	Line Margin	Level Factor	Loss Factor	Factor				MHz	dBuV/m	dBuV/m	dB	dBuV	dB/m	dB	dB	cm	deg	1	5180.00	86.25	-----	-----	69.68	34.15	12.44	30.02	0.00	354	318	AVERAGE
Limit	Read	Ant	Cable	Preamp	Aux	APos	TPos	Remark																																																																												
Freq	Level	Line Margin	Level Factor	Loss Factor	Factor																																																																															
MHz	dBuV/m	dBuV/m	dB	dBuV	dB/m	dB	dB	cm	deg																																																																											
1	5100.45	46.60	54.00	-7.40	29.99	34.30	12.44	30.13	0.00	354	318	AVERAGE																																																																								
Limit	Read	Ant	Cable	Preamp	Aux	APos	TPos	Remark																																																																												
Freq	Level	Line Margin	Level Factor	Loss Factor	Factor																																																																															
MHz	dBuV/m	dBuV/m	dB	dBuV	dB/m	dB	dB	cm	deg																																																																											
1	5180.00	86.25	-----	-----	69.68	34.15	12.44	30.02	0.00	354	318	AVERAGE																																																																								



Mode	1																																																																															
	Harmonic																																																																															
	U-NII-1_5.15-5.25_802.11a_CH36_5180MHz																																																																															
ANT	1																																																																															
Pol.	Horizontal	Vertical																																																																														
Peak Avg	<table border="1"> <thead> <tr> <th>Limit</th> <th>Read</th> <th>Ant</th> <th>Cable</th> <th>Preamp</th> <th>Aux</th> <th>APos</th> <th>TPos</th> <th>Remark</th> </tr> <tr> <th>Freq</th> <th>Level</th> <th>Line Margin</th> <th>Level Factor</th> <th>Loss Factor</th> <th>Factor</th> <th>Factor</th> <th>cm</th> <th>deg</th> </tr> <tr> <th>MHz</th> <th>dBuV/m</th> <th>dBuV/m</th> <th>dB</th> <th>dBuV</th> <th>dB/m</th> <th>dB</th> <th>dB</th> <th>dB</th> </tr> </thead> <tbody> <tr> <td>1 10368.00</td> <td>59.63</td> <td>68.20</td> <td>-8.57</td> <td>69.20</td> <td>37.61</td> <td>18.02</td> <td>65.20</td> <td>0.00</td> <td>100</td> <td>157</td> <td>PEAK</td> </tr> </tbody> </table>	Limit	Read	Ant	Cable	Preamp	Aux	APos	TPos	Remark	Freq	Level	Line Margin	Level Factor	Loss Factor	Factor	Factor	cm	deg	MHz	dBuV/m	dBuV/m	dB	dBuV	dB/m	dB	dB	dB	1 10368.00	59.63	68.20	-8.57	69.20	37.61	18.02	65.20	0.00	100	157	PEAK	<table border="1"> <thead> <tr> <th>Limit</th> <th>Read</th> <th>Ant</th> <th>Cable</th> <th>Preamp</th> <th>Aux</th> <th>APos</th> <th>TPos</th> <th>Remark</th> </tr> <tr> <th>Freq</th> <th>Level</th> <th>Line Margin</th> <th>Level Factor</th> <th>Loss Factor</th> <th>Factor</th> <th>Factor</th> <th>cm</th> <th>deg</th> </tr> <tr> <th>MHz</th> <th>dBuV/m</th> <th>dBuV/m</th> <th>dB</th> <th>dBuV</th> <th>dB/m</th> <th>dB</th> <th>dB</th> <th>dB</th> </tr> </thead> <tbody> <tr> <td>1 10368.00</td> <td>55.63</td> <td>68.20</td> <td>-12.57</td> <td>65.14</td> <td>37.62</td> <td>18.06</td> <td>65.19</td> <td>0.00</td> <td>263</td> <td>139</td> <td>PEAK</td> </tr> </tbody> </table>	Limit	Read	Ant	Cable	Preamp	Aux	APos	TPos	Remark	Freq	Level	Line Margin	Level Factor	Loss Factor	Factor	Factor	cm	deg	MHz	dBuV/m	dBuV/m	dB	dBuV	dB/m	dB	dB	dB	1 10368.00	55.63	68.20	-12.57	65.14	37.62	18.06	65.19	0.00	263	139	PEAK
Limit	Read	Ant	Cable	Preamp	Aux	APos	TPos	Remark																																																																								
Freq	Level	Line Margin	Level Factor	Loss Factor	Factor	Factor	cm	deg																																																																								
MHz	dBuV/m	dBuV/m	dB	dBuV	dB/m	dB	dB	dB																																																																								
1 10368.00	59.63	68.20	-8.57	69.20	37.61	18.02	65.20	0.00	100	157	PEAK																																																																					
Limit	Read	Ant	Cable	Preamp	Aux	APos	TPos	Remark																																																																								
Freq	Level	Line Margin	Level Factor	Loss Factor	Factor	Factor	cm	deg																																																																								
MHz	dBuV/m	dBuV/m	dB	dBuV	dB/m	dB	dB	dB																																																																								
1 10368.00	55.63	68.20	-12.57	65.14	37.62	18.06	65.19	0.00	263	139	PEAK																																																																					



Mode	2																																																																																	
	Harmonic																																																																																	
	U-NII-1_5.15-5.25_802.11a_CH44_5220MHz																																																																																	
ANT	1																																																																																	
Pol.	Horizontal	Vertical																																																																																
Peak Avg	<table border="1"> <thead> <tr> <th>Limit</th> <th>Read</th> <th>Ant</th> <th>Cable</th> <th>Preamp</th> <th>Aux</th> <th>APos</th> <th>TPos</th> <th>Remark</th> </tr> <tr> <th>Freq</th> <th>Level</th> <th>Line Margin</th> <th>Level Factor</th> <th>Loss Factor</th> <th>Loss Factor</th> <th>Factor</th> <th></th> <th></th> </tr> <tr> <th>MHz</th> <th>dBuV/m</th> <th>dBuV/m</th> <th>dB</th> <th>dBuV</th> <th>dB/m</th> <th>dB</th> <th>dB</th> <th>cm</th> <th>deg</th> </tr> </thead> <tbody> <tr> <td>1 10448.00</td> <td>60.95</td> <td>68.20</td> <td>-7.25</td> <td>70.04</td> <td>37.70</td> <td>18.32</td> <td>65.11</td> <td>0.00</td> <td>100</td> <td>161</td> <td>PEAK</td> </tr> </tbody> </table>	Limit	Read	Ant	Cable	Preamp	Aux	APos	TPos	Remark	Freq	Level	Line Margin	Level Factor	Loss Factor	Loss Factor	Factor			MHz	dBuV/m	dBuV/m	dB	dBuV	dB/m	dB	dB	cm	deg	1 10448.00	60.95	68.20	-7.25	70.04	37.70	18.32	65.11	0.00	100	161	PEAK	<table border="1"> <thead> <tr> <th>Limit</th> <th>Read</th> <th>Ant</th> <th>Cable</th> <th>Preamp</th> <th>Aux</th> <th>APos</th> <th>TPos</th> <th>Remark</th> </tr> <tr> <th>Freq</th> <th>Level</th> <th>Line Margin</th> <th>Level Factor</th> <th>Loss Factor</th> <th>Loss Factor</th> <th>Factor</th> <th></th> <th></th> </tr> <tr> <th>MHz</th> <th>dBuV/m</th> <th>dBuV/m</th> <th>dB</th> <th>dBuV</th> <th>dB/m</th> <th>dB</th> <th>dB</th> <th>cm</th> <th>deg</th> </tr> </thead> <tbody> <tr> <td>1 10448.00</td> <td>56.69</td> <td>68.20</td> <td>-11.51</td> <td>65.78</td> <td>37.70</td> <td>18.31</td> <td>65.10</td> <td>0.00</td> <td>319</td> <td>16</td> <td>PEAK</td> </tr> </tbody> </table>	Limit	Read	Ant	Cable	Preamp	Aux	APos	TPos	Remark	Freq	Level	Line Margin	Level Factor	Loss Factor	Loss Factor	Factor			MHz	dBuV/m	dBuV/m	dB	dBuV	dB/m	dB	dB	cm	deg	1 10448.00	56.69	68.20	-11.51	65.78	37.70	18.31	65.10	0.00	319	16	PEAK
Limit	Read	Ant	Cable	Preamp	Aux	APos	TPos	Remark																																																																										
Freq	Level	Line Margin	Level Factor	Loss Factor	Loss Factor	Factor																																																																												
MHz	dBuV/m	dBuV/m	dB	dBuV	dB/m	dB	dB	cm	deg																																																																									
1 10448.00	60.95	68.20	-7.25	70.04	37.70	18.32	65.11	0.00	100	161	PEAK																																																																							
Limit	Read	Ant	Cable	Preamp	Aux	APos	TPos	Remark																																																																										
Freq	Level	Line Margin	Level Factor	Loss Factor	Loss Factor	Factor																																																																												
MHz	dBuV/m	dBuV/m	dB	dBuV	dB/m	dB	dB	cm	deg																																																																									
1 10448.00	56.69	68.20	-11.51	65.78	37.70	18.31	65.10	0.00	319	16	PEAK																																																																							



Mode	3																																																																													
	Harmonic																																																																													
	U-NII-1_5.15-5.25_802.11a_CH48_5240MHz																																																																													
ANT	1																																																																													
Pol.	Horizontal	Vertical																																																																												
Peak Avg	<table border="1"> <thead> <tr> <th>Limit</th> <th>Read</th> <th>Ant</th> <th>Cable</th> <th>Preamp</th> <th>Aux</th> <th>APos</th> <th>TPos</th> <th>Remark</th> </tr> <tr> <th>Freq</th> <th>Level</th> <th>Line Margin</th> <th>Level Factor</th> <th>Loss Factor</th> <th>Factor</th> <th>Factor</th> <th></th> <th></th> </tr> <tr> <th>MHz</th> <th>dBuV/m</th> <th>dBuV/m</th> <th>dB</th> <th>dBuV</th> <th>dB/m</th> <th>dB</th> <th>dB</th> <th>cm</th> <th>deg</th> </tr> </thead> <tbody> <tr> <td>1 10480.00</td> <td>59.26</td> <td>68.20</td> <td>-8.94</td> <td>68.38</td> <td>37.70</td> <td>18.24</td> <td>65.06</td> <td>0.00</td> <td>100 168 PEAK</td> </tr> </tbody> </table>	Limit	Read	Ant	Cable	Preamp	Aux	APos	TPos	Remark	Freq	Level	Line Margin	Level Factor	Loss Factor	Factor	Factor			MHz	dBuV/m	dBuV/m	dB	dBuV	dB/m	dB	dB	cm	deg	1 10480.00	59.26	68.20	-8.94	68.38	37.70	18.24	65.06	0.00	100 168 PEAK	<table border="1"> <thead> <tr> <th>Limit</th> <th>Read</th> <th>Ant</th> <th>Cable</th> <th>Preamp</th> <th>Aux</th> <th>APos</th> <th>TPos</th> <th>Remark</th> </tr> <tr> <th>Freq</th> <th>Level</th> <th>Line Margin</th> <th>Level Factor</th> <th>Loss Factor</th> <th>Factor</th> <th>Factor</th> <th></th> <th></th> </tr> <tr> <th>MHz</th> <th>dBuV/m</th> <th>dBuV/m</th> <th>dB</th> <th>dBuV</th> <th>dB/m</th> <th>dB</th> <th>dB</th> <th>cm</th> <th>deg</th> </tr> </thead> <tbody> <tr> <td>1 10480.00</td> <td>56.25</td> <td>68.20</td> <td>-11.95</td> <td>65.36</td> <td>37.70</td> <td>18.25</td> <td>65.06</td> <td>0.00</td> <td>252 16 PEAK</td> </tr> </tbody> </table>	Limit	Read	Ant	Cable	Preamp	Aux	APos	TPos	Remark	Freq	Level	Line Margin	Level Factor	Loss Factor	Factor	Factor			MHz	dBuV/m	dBuV/m	dB	dBuV	dB/m	dB	dB	cm	deg	1 10480.00	56.25	68.20	-11.95	65.36	37.70	18.25	65.06	0.00	252 16 PEAK
Limit	Read	Ant	Cable	Preamp	Aux	APos	TPos	Remark																																																																						
Freq	Level	Line Margin	Level Factor	Loss Factor	Factor	Factor																																																																								
MHz	dBuV/m	dBuV/m	dB	dBuV	dB/m	dB	dB	cm	deg																																																																					
1 10480.00	59.26	68.20	-8.94	68.38	37.70	18.24	65.06	0.00	100 168 PEAK																																																																					
Limit	Read	Ant	Cable	Preamp	Aux	APos	TPos	Remark																																																																						
Freq	Level	Line Margin	Level Factor	Loss Factor	Factor	Factor																																																																								
MHz	dBuV/m	dBuV/m	dB	dBuV	dB/m	dB	dB	cm	deg																																																																					
1 10480.00	56.25	68.20	-11.95	65.36	37.70	18.25	65.06	0.00	252 16 PEAK																																																																					



Mode	4																																																																															
	Harmonic																																																																															
	U-NII-2A_5.25-5.35_802.11a_CH52_5260MHz																																																																															
ANT	1																																																																															
Pol.	Horizontal	Vertical																																																																														
Peak Avg	<table border="1"> <thead> <tr> <th>Limit</th> <th>Read</th> <th>Ant</th> <th>Cable</th> <th>Preamp</th> <th>Aux</th> <th>APos</th> <th>TPos</th> <th>Remark</th> </tr> <tr> <th>Freq</th> <th>Level</th> <th>Line Margin</th> <th>Level Factor</th> <th>Loss Factor</th> <th>Factor</th> <th>Factor</th> <th>cm</th> <th>deg</th> </tr> <tr> <th>MHz</th> <th>dBuV/m</th> <th>dBuV/m</th> <th>dB</th> <th>dBuV</th> <th>dB/m</th> <th>dB</th> <th>dB</th> <th>dB</th> </tr> </thead> <tbody> <tr> <td>1 10528.00</td> <td>60.05</td> <td>68.20</td> <td>-8.15</td> <td>69.22</td> <td>37.70</td> <td>18.14</td> <td>65.01</td> <td>0.00</td> <td>100</td> <td>167</td> <td>PEAK</td> </tr> </tbody> </table>	Limit	Read	Ant	Cable	Preamp	Aux	APos	TPos	Remark	Freq	Level	Line Margin	Level Factor	Loss Factor	Factor	Factor	cm	deg	MHz	dBuV/m	dBuV/m	dB	dBuV	dB/m	dB	dB	dB	1 10528.00	60.05	68.20	-8.15	69.22	37.70	18.14	65.01	0.00	100	167	PEAK	<table border="1"> <thead> <tr> <th>Limit</th> <th>Read</th> <th>Ant</th> <th>Cable</th> <th>Preamp</th> <th>Aux</th> <th>APos</th> <th>TPos</th> <th>Remark</th> </tr> <tr> <th>Freq</th> <th>Level</th> <th>Line Margin</th> <th>Level Factor</th> <th>Loss Factor</th> <th>Factor</th> <th>Factor</th> <th>cm</th> <th>deg</th> </tr> <tr> <th>MHz</th> <th>dBuV/m</th> <th>dBuV/m</th> <th>dB</th> <th>dBuV</th> <th>dB/m</th> <th>dB</th> <th>dB</th> <th>dB</th> </tr> </thead> <tbody> <tr> <td>1 10528.00</td> <td>55.69</td> <td>68.20</td> <td>-12.51</td> <td>64.87</td> <td>37.70</td> <td>18.13</td> <td>65.01</td> <td>0.00</td> <td>242</td> <td>17</td> <td>PEAK</td> </tr> </tbody> </table>	Limit	Read	Ant	Cable	Preamp	Aux	APos	TPos	Remark	Freq	Level	Line Margin	Level Factor	Loss Factor	Factor	Factor	cm	deg	MHz	dBuV/m	dBuV/m	dB	dBuV	dB/m	dB	dB	dB	1 10528.00	55.69	68.20	-12.51	64.87	37.70	18.13	65.01	0.00	242	17	PEAK
Limit	Read	Ant	Cable	Preamp	Aux	APos	TPos	Remark																																																																								
Freq	Level	Line Margin	Level Factor	Loss Factor	Factor	Factor	cm	deg																																																																								
MHz	dBuV/m	dBuV/m	dB	dBuV	dB/m	dB	dB	dB																																																																								
1 10528.00	60.05	68.20	-8.15	69.22	37.70	18.14	65.01	0.00	100	167	PEAK																																																																					
Limit	Read	Ant	Cable	Preamp	Aux	APos	TPos	Remark																																																																								
Freq	Level	Line Margin	Level Factor	Loss Factor	Factor	Factor	cm	deg																																																																								
MHz	dBuV/m	dBuV/m	dB	dBuV	dB/m	dB	dB	dB																																																																								
1 10528.00	55.69	68.20	-12.51	64.87	37.70	18.13	65.01	0.00	242	17	PEAK																																																																					



Mode	5																																																																																																											
	Harmonic																																																																																																											
	U-NII-2A_5.25-5.35_802.11a_CH60_5300MHz																																																																																																											
ANT	1																																																																																																											
Pol.	Horizontal	Vertical																																																																																																										
Peak Avg	<table border="1"> <thead> <tr> <th>Limit</th> <th>Read</th> <th>Ant</th> <th>Cable</th> <th>Preamp</th> <th>Aux</th> <th>APos</th> <th>TPos</th> <th>Remark</th> </tr> <tr> <th>Freq</th> <th>Level</th> <th>Line</th> <th>Margin</th> <th>Level</th> <th>Factor</th> <th>Loss</th> <th>Factor</th> <th>Factor</th> </tr> <tr> <th>MHz</th> <th>dBuV/m</th> <th>dBuV/m</th> <th>dB</th> <th>dBuV</th> <th>dB/m</th> <th>dB</th> <th>dB</th> <th>dB</th> </tr> </thead> <tbody> <tr> <td>1</td> <td>10600.01</td> <td>56.38</td> <td>74.00</td> <td>-17.62</td> <td>65.77</td> <td>37.70</td> <td>17.83</td> <td>64.92</td> <td>0.00</td> <td>113</td> <td>164</td> <td>PEAK</td> </tr> <tr> <td>2</td> <td>10600.01</td> <td>46.11</td> <td>54.00</td> <td>-7.89</td> <td>55.50</td> <td>37.70</td> <td>17.83</td> <td>64.92</td> <td>0.00</td> <td>113</td> <td>164</td> <td>AVERAGE</td> </tr> </tbody> </table>	Limit	Read	Ant	Cable	Preamp	Aux	APos	TPos	Remark	Freq	Level	Line	Margin	Level	Factor	Loss	Factor	Factor	MHz	dBuV/m	dBuV/m	dB	dBuV	dB/m	dB	dB	dB	1	10600.01	56.38	74.00	-17.62	65.77	37.70	17.83	64.92	0.00	113	164	PEAK	2	10600.01	46.11	54.00	-7.89	55.50	37.70	17.83	64.92	0.00	113	164	AVERAGE	<table border="1"> <thead> <tr> <th>Limit</th> <th>Read</th> <th>Ant</th> <th>Cable</th> <th>Preamp</th> <th>Aux</th> <th>APos</th> <th>TPos</th> <th>Remark</th> </tr> <tr> <th>Freq</th> <th>Level</th> <th>Line</th> <th>Margin</th> <th>Level</th> <th>Factor</th> <th>Loss</th> <th>Factor</th> <th>Factor</th> </tr> <tr> <th>MHz</th> <th>dBuV/m</th> <th>dBuV/m</th> <th>dB</th> <th>dBuV</th> <th>dB/m</th> <th>dB</th> <th>dB</th> <th>dB</th> </tr> </thead> <tbody> <tr> <td>1</td> <td>10600.01</td> <td>56.60</td> <td>74.00</td> <td>-17.40</td> <td>65.99</td> <td>37.70</td> <td>17.83</td> <td>64.92</td> <td>0.00</td> <td>242</td> <td>8</td> <td>PEAK</td> </tr> <tr> <td>2</td> <td>10600.01</td> <td>45.32</td> <td>54.00</td> <td>-8.68</td> <td>54.71</td> <td>37.70</td> <td>17.83</td> <td>64.92</td> <td>0.00</td> <td>242</td> <td>8</td> <td>AVERAGE</td> </tr> </tbody> </table>	Limit	Read	Ant	Cable	Preamp	Aux	APos	TPos	Remark	Freq	Level	Line	Margin	Level	Factor	Loss	Factor	Factor	MHz	dBuV/m	dBuV/m	dB	dBuV	dB/m	dB	dB	dB	1	10600.01	56.60	74.00	-17.40	65.99	37.70	17.83	64.92	0.00	242	8	PEAK	2	10600.01	45.32	54.00	-8.68	54.71	37.70	17.83	64.92	0.00	242	8	AVERAGE
Limit	Read	Ant	Cable	Preamp	Aux	APos	TPos	Remark																																																																																																				
Freq	Level	Line	Margin	Level	Factor	Loss	Factor	Factor																																																																																																				
MHz	dBuV/m	dBuV/m	dB	dBuV	dB/m	dB	dB	dB																																																																																																				
1	10600.01	56.38	74.00	-17.62	65.77	37.70	17.83	64.92	0.00	113	164	PEAK																																																																																																
2	10600.01	46.11	54.00	-7.89	55.50	37.70	17.83	64.92	0.00	113	164	AVERAGE																																																																																																
Limit	Read	Ant	Cable	Preamp	Aux	APos	TPos	Remark																																																																																																				
Freq	Level	Line	Margin	Level	Factor	Loss	Factor	Factor																																																																																																				
MHz	dBuV/m	dBuV/m	dB	dBuV	dB/m	dB	dB	dB																																																																																																				
1	10600.01	56.60	74.00	-17.40	65.99	37.70	17.83	64.92	0.00	242	8	PEAK																																																																																																
2	10600.01	45.32	54.00	-8.68	54.71	37.70	17.83	64.92	0.00	242	8	AVERAGE																																																																																																



		6																																																																																		
Mode		Band Edge																																																																																		
		U-NII-2A_5.25-5.35_802.11a_CH64_5320MHz																																																																																		
ANT		1																																																																																		
Pol.	Horizontal	Fundamental																																																																																		
Peak	<table border="1"> <thead> <tr> <th>Limit</th> <th>Read</th> <th>Ant</th> <th>Cable</th> <th>Preamp</th> <th>Aux</th> <th>APos</th> <th>TPos</th> <th>Remark</th> </tr> <tr> <th>Freq</th> <th>Level</th> <th>Line Margin</th> <th>Level Factor</th> <th>Loss Factor</th> <th>Factor</th> <th>Factor</th> <th>Factor</th> <th></th> </tr> <tr> <th>MHz</th> <th>dBuV/m</th> <th>dBuV/m</th> <th>dB</th> <th>dBuV</th> <th>dB/m</th> <th>dB</th> <th>dB</th> <th>cm</th> <th>deg</th> </tr> </thead> <tbody> <tr> <td>1</td> <td>5351.15</td> <td>63.53</td> <td>74.00</td> <td>-10.47</td> <td>46.11</td> <td>34.60</td> <td>12.56</td> <td>29.74</td> <td>0.00</td> <td>100</td> <td>23</td> <td>PEAK</td> </tr> </tbody> </table>	Limit	Read	Ant	Cable	Preamp	Aux	APos	TPos	Remark	Freq	Level	Line Margin	Level Factor	Loss Factor	Factor	Factor	Factor		MHz	dBuV/m	dBuV/m	dB	dBuV	dB/m	dB	dB	cm	deg	1	5351.15	63.53	74.00	-10.47	46.11	34.60	12.56	29.74	0.00	100	23	PEAK	<table border="1"> <thead> <tr> <th>Limit</th> <th>Read</th> <th>Ant</th> <th>Cable</th> <th>Preamp</th> <th>Aux</th> <th>APos</th> <th>TPos</th> <th>Remark</th> </tr> <tr> <th>Freq</th> <th>Level</th> <th>Line Margin</th> <th>Level Factor</th> <th>Loss Factor</th> <th>Factor</th> <th>Factor</th> <th>Factor</th> <th></th> </tr> <tr> <th>MHz</th> <th>dBuV/m</th> <th>dBuV/m</th> <th>dB</th> <th>dBuV</th> <th>dB/m</th> <th>dB</th> <th>dB</th> <th>cm</th> <th>deg</th> </tr> </thead> <tbody> <tr> <td>1</td> <td>5320.00</td> <td>101.26</td> <td>-----</td> <td>-----</td> <td>83.99</td> <td>34.47</td> <td>12.59</td> <td>29.79</td> <td>0.00</td> <td>100</td> <td>23</td> <td>PEAK</td> </tr> </tbody> </table>	Limit	Read	Ant	Cable	Preamp	Aux	APos	TPos	Remark	Freq	Level	Line Margin	Level Factor	Loss Factor	Factor	Factor	Factor		MHz	dBuV/m	dBuV/m	dB	dBuV	dB/m	dB	dB	cm	deg	1	5320.00	101.26	-----	-----	83.99	34.47	12.59	29.79	0.00	100	23	PEAK
	Limit	Read	Ant	Cable	Preamp	Aux	APos	TPos	Remark																																																																											
Freq	Level	Line Margin	Level Factor	Loss Factor	Factor	Factor	Factor																																																																													
MHz	dBuV/m	dBuV/m	dB	dBuV	dB/m	dB	dB	cm	deg																																																																											
1	5351.15	63.53	74.00	-10.47	46.11	34.60	12.56	29.74	0.00	100	23	PEAK																																																																								
Limit	Read	Ant	Cable	Preamp	Aux	APos	TPos	Remark																																																																												
Freq	Level	Line Margin	Level Factor	Loss Factor	Factor	Factor	Factor																																																																													
MHz	dBuV/m	dBuV/m	dB	dBuV	dB/m	dB	dB	cm	deg																																																																											
1	5320.00	101.26	-----	-----	83.99	34.47	12.59	29.79	0.00	100	23	PEAK																																																																								
Avg	<table border="1"> <thead> <tr> <th>Limit</th> <th>Read</th> <th>Ant</th> <th>Cable</th> <th>Preamp</th> <th>Aux</th> <th>APos</th> <th>TPos</th> <th>Remark</th> </tr> <tr> <th>Freq</th> <th>Level</th> <th>Line Margin</th> <th>Level Factor</th> <th>Loss Factor</th> <th>Factor</th> <th>Factor</th> <th>Factor</th> <th></th> </tr> <tr> <th>MHz</th> <th>dBuV/m</th> <th>dBuV/m</th> <th>dB</th> <th>dBuV</th> <th>dB/m</th> <th>dB</th> <th>dB</th> <th>cm</th> <th>deg</th> </tr> </thead> <tbody> <tr> <td>1</td> <td>5351.45</td> <td>46.81</td> <td>54.00</td> <td>-7.19</td> <td>29.39</td> <td>34.60</td> <td>12.56</td> <td>29.74</td> <td>0.00</td> <td>100</td> <td>23</td> <td>AVERAGE</td> </tr> </tbody> </table>	Limit	Read	Ant	Cable	Preamp	Aux	APos	TPos	Remark	Freq	Level	Line Margin	Level Factor	Loss Factor	Factor	Factor	Factor		MHz	dBuV/m	dBuV/m	dB	dBuV	dB/m	dB	dB	cm	deg	1	5351.45	46.81	54.00	-7.19	29.39	34.60	12.56	29.74	0.00	100	23	AVERAGE	<table border="1"> <thead> <tr> <th>Limit</th> <th>Read</th> <th>Ant</th> <th>Cable</th> <th>Preamp</th> <th>Aux</th> <th>APos</th> <th>TPos</th> <th>Remark</th> </tr> <tr> <th>Freq</th> <th>Level</th> <th>Line Margin</th> <th>Level Factor</th> <th>Loss Factor</th> <th>Factor</th> <th>Factor</th> <th>Factor</th> <th></th> </tr> <tr> <th>MHz</th> <th>dBuV/m</th> <th>dBuV/m</th> <th>dB</th> <th>dBuV</th> <th>dB/m</th> <th>dB</th> <th>dB</th> <th>cm</th> <th>deg</th> </tr> </thead> <tbody> <tr> <td>1</td> <td>5320.00</td> <td>91.82</td> <td>-----</td> <td>-----</td> <td>74.55</td> <td>34.47</td> <td>12.59</td> <td>29.79</td> <td>0.00</td> <td>100</td> <td>23</td> <td>AVERAGE</td> </tr> </tbody> </table>	Limit	Read	Ant	Cable	Preamp	Aux	APos	TPos	Remark	Freq	Level	Line Margin	Level Factor	Loss Factor	Factor	Factor	Factor		MHz	dBuV/m	dBuV/m	dB	dBuV	dB/m	dB	dB	cm	deg	1	5320.00	91.82	-----	-----	74.55	34.47	12.59	29.79	0.00	100	23	AVERAGE
	Limit	Read	Ant	Cable	Preamp	Aux	APos	TPos	Remark																																																																											
Freq	Level	Line Margin	Level Factor	Loss Factor	Factor	Factor	Factor																																																																													
MHz	dBuV/m	dBuV/m	dB	dBuV	dB/m	dB	dB	cm	deg																																																																											
1	5351.45	46.81	54.00	-7.19	29.39	34.60	12.56	29.74	0.00	100	23	AVERAGE																																																																								
Limit	Read	Ant	Cable	Preamp	Aux	APos	TPos	Remark																																																																												
Freq	Level	Line Margin	Level Factor	Loss Factor	Factor	Factor	Factor																																																																													
MHz	dBuV/m	dBuV/m	dB	dBuV	dB/m	dB	dB	cm	deg																																																																											
1	5320.00	91.82	-----	-----	74.55	34.47	12.59	29.79	0.00	100	23	AVERAGE																																																																								



		6																																																																														
Mode		Band Edge																																																																														
		U-NII-2A_5.25-5.35_802.11a_CH64_5320MHz																																																																														
ANT		1																																																																														
Pol.	Vertical	Fundamental																																																																														
Peak	<table border="1"> <thead> <tr> <th>Limit</th> <th>Read</th> <th>Ant</th> <th>Cable</th> <th>Preamp</th> <th>Aux</th> <th>APos</th> <th>TPos</th> <th>Remark</th> </tr> <tr> <th>Freq</th> <th>Level</th> <th>Line</th> <th>Margin</th> <th>Level</th> <th>Factor</th> <th>Loss</th> <th>Factor</th> <th>Factor</th> </tr> <tr> <th>MHz</th> <th>dBuV/m</th> <th>dBuV/m</th> <th>dB</th> <th>dBuV</th> <th>dB/m</th> <th>dB</th> <th>dB</th> <th>dB</th> </tr> </thead> <tbody> <tr> <td>1</td> <td>5358.95</td> <td>95.74</td> <td>74.00</td> <td>-14.26</td> <td>42.32</td> <td>34.60</td> <td>12.56</td> <td>29.74</td> <td>0.00</td> <td>372</td> <td>2 PEAK</td> </tr> </tbody> </table>	Limit	Read	Ant	Cable	Preamp	Aux	APos	TPos	Remark	Freq	Level	Line	Margin	Level	Factor	Loss	Factor	Factor	MHz	dBuV/m	dBuV/m	dB	dBuV	dB/m	dB	dB	dB	1	5358.95	95.74	74.00	-14.26	42.32	34.60	12.56	29.74	0.00	372	2 PEAK	<table border="1"> <thead> <tr> <th>Limit</th> <th>Read</th> <th>Ant</th> <th>Cable</th> <th>Preamp</th> <th>Aux</th> <th>APos</th> <th>TPos</th> <th>Remark</th> </tr> <tr> <th>Freq</th> <th>Level</th> <th>Line</th> <th>Margin</th> <th>Level</th> <th>Factor</th> <th>Loss</th> <th>Factor</th> <th>Factor</th> </tr> <tr> <th>MHz</th> <th>dBuV/m</th> <th>dBuV/m</th> <th>dB</th> <th>dBuV</th> <th>dB/m</th> <th>dB</th> <th>dB</th> <th>dB</th> </tr> </thead> <tbody> <tr> <td>1</td> <td>5320.00</td> <td>95.05</td> <td>-----</td> <td>-----</td> <td>77.78</td> <td>34.47</td> <td>12.59</td> <td>29.79</td> <td>0.00</td> <td>372</td> <td>2 PEAK</td> </tr> </tbody> </table>	Limit	Read	Ant	Cable	Preamp	Aux	APos	TPos	Remark	Freq	Level	Line	Margin	Level	Factor	Loss	Factor	Factor	MHz	dBuV/m	dBuV/m	dB	dBuV	dB/m	dB	dB	dB	1	5320.00	95.05	-----	-----	77.78	34.47	12.59	29.79	0.00	372	2 PEAK
	Limit	Read	Ant	Cable	Preamp	Aux	APos	TPos	Remark																																																																							
Freq	Level	Line	Margin	Level	Factor	Loss	Factor	Factor																																																																								
MHz	dBuV/m	dBuV/m	dB	dBuV	dB/m	dB	dB	dB																																																																								
1	5358.95	95.74	74.00	-14.26	42.32	34.60	12.56	29.74	0.00	372	2 PEAK																																																																					
Limit	Read	Ant	Cable	Preamp	Aux	APos	TPos	Remark																																																																								
Freq	Level	Line	Margin	Level	Factor	Loss	Factor	Factor																																																																								
MHz	dBuV/m	dBuV/m	dB	dBuV	dB/m	dB	dB	dB																																																																								
1	5320.00	95.05	-----	-----	77.78	34.47	12.59	29.79	0.00	372	2 PEAK																																																																					
Avg	<table border="1"> <thead> <tr> <th>Limit</th> <th>Read</th> <th>Ant</th> <th>Cable</th> <th>Preamp</th> <th>Aux</th> <th>APos</th> <th>TPos</th> <th>Remark</th> </tr> <tr> <th>Freq</th> <th>Level</th> <th>Line</th> <th>Margin</th> <th>Level</th> <th>Factor</th> <th>Loss</th> <th>Factor</th> <th>Factor</th> </tr> <tr> <th>MHz</th> <th>dBuV/m</th> <th>dBuV/m</th> <th>dB</th> <th>dBuV</th> <th>dB/m</th> <th>dB</th> <th>dB</th> <th>dB</th> </tr> </thead> <tbody> <tr> <td>1</td> <td>5386.75</td> <td>45.43</td> <td>54.00</td> <td>-8.57</td> <td>28.02</td> <td>34.60</td> <td>12.50</td> <td>29.69</td> <td>0.00</td> <td>372</td> <td>2 AVERAGE</td> </tr> </tbody> </table>	Limit	Read	Ant	Cable	Preamp	Aux	APos	TPos	Remark	Freq	Level	Line	Margin	Level	Factor	Loss	Factor	Factor	MHz	dBuV/m	dBuV/m	dB	dBuV	dB/m	dB	dB	dB	1	5386.75	45.43	54.00	-8.57	28.02	34.60	12.50	29.69	0.00	372	2 AVERAGE	<table border="1"> <thead> <tr> <th>Limit</th> <th>Read</th> <th>Ant</th> <th>Cable</th> <th>Preamp</th> <th>Aux</th> <th>APos</th> <th>TPos</th> <th>Remark</th> </tr> <tr> <th>Freq</th> <th>Level</th> <th>Line</th> <th>Margin</th> <th>Level</th> <th>Factor</th> <th>Loss</th> <th>Factor</th> <th>Factor</th> </tr> <tr> <th>MHz</th> <th>dBuV/m</th> <th>dBuV/m</th> <th>dB</th> <th>dBuV</th> <th>dB/m</th> <th>dB</th> <th>dB</th> <th>dB</th> </tr> </thead> <tbody> <tr> <td>1</td> <td>5320.00</td> <td>85.92</td> <td>-----</td> <td>-----</td> <td>68.65</td> <td>34.47</td> <td>12.59</td> <td>29.79</td> <td>0.00</td> <td>372</td> <td>2 AVERAGE</td> </tr> </tbody> </table>	Limit	Read	Ant	Cable	Preamp	Aux	APos	TPos	Remark	Freq	Level	Line	Margin	Level	Factor	Loss	Factor	Factor	MHz	dBuV/m	dBuV/m	dB	dBuV	dB/m	dB	dB	dB	1	5320.00	85.92	-----	-----	68.65	34.47	12.59	29.79	0.00	372	2 AVERAGE
	Limit	Read	Ant	Cable	Preamp	Aux	APos	TPos	Remark																																																																							
Freq	Level	Line	Margin	Level	Factor	Loss	Factor	Factor																																																																								
MHz	dBuV/m	dBuV/m	dB	dBuV	dB/m	dB	dB	dB																																																																								
1	5386.75	45.43	54.00	-8.57	28.02	34.60	12.50	29.69	0.00	372	2 AVERAGE																																																																					
Limit	Read	Ant	Cable	Preamp	Aux	APos	TPos	Remark																																																																								
Freq	Level	Line	Margin	Level	Factor	Loss	Factor	Factor																																																																								
MHz	dBuV/m	dBuV/m	dB	dBuV	dB/m	dB	dB	dB																																																																								
1	5320.00	85.92	-----	-----	68.65	34.47	12.59	29.79	0.00	372	2 AVERAGE																																																																					



Mode	6																																																																																																	
	Harmonic																																																																																																	
	U-NII-2A_5.25-5.35_802.11a_CH64_5320MHz																																																																																																	
ANT	1																																																																																																	
Pol.	Horizontal	Vertical																																																																																																
Peak Avg	<table border="1"> <thead> <tr> <th>Limit</th> <th>Read</th> <th>Ant</th> <th>Cable</th> <th>Preamp</th> <th>Aux</th> <th>APos</th> <th>TPos</th> </tr> <tr> <th>Freq</th> <th>Level</th> <th>Line Margin</th> <th>Level</th> <th>Factor</th> <th>Loss Factor</th> <th>Factor</th> <th>Remark</th> </tr> <tr> <th>MHz</th> <th>dBuV/m</th> <th>dBuV/m</th> <th>dB</th> <th>dBuV</th> <th>dB/m</th> <th>dB</th> <th>dB</th> </tr> </thead> <tbody> <tr> <td>1 10640.00</td> <td>57.65</td> <td>74.00</td> <td>-16.35</td> <td>66.89</td> <td>37.74</td> <td>17.89</td> <td>64.87</td> <td>0.00</td> <td>108</td> <td>164</td> <td>PEAK</td> </tr> <tr> <td>2 10640.00</td> <td>45.97</td> <td>54.00</td> <td>-8.03</td> <td>55.21</td> <td>37.74</td> <td>17.89</td> <td>64.87</td> <td>0.00</td> <td>108</td> <td>164</td> <td>AVERAGE</td> </tr> </tbody> </table>	Limit	Read	Ant	Cable	Preamp	Aux	APos	TPos	Freq	Level	Line Margin	Level	Factor	Loss Factor	Factor	Remark	MHz	dBuV/m	dBuV/m	dB	dBuV	dB/m	dB	dB	1 10640.00	57.65	74.00	-16.35	66.89	37.74	17.89	64.87	0.00	108	164	PEAK	2 10640.00	45.97	54.00	-8.03	55.21	37.74	17.89	64.87	0.00	108	164	AVERAGE	<table border="1"> <thead> <tr> <th>Limit</th> <th>Read</th> <th>Ant</th> <th>Cable</th> <th>Preamp</th> <th>Aux</th> <th>APos</th> <th>TPos</th> </tr> <tr> <th>Freq</th> <th>Level</th> <th>Line Margin</th> <th>Level</th> <th>Factor</th> <th>Loss Factor</th> <th>Factor</th> <th>Remark</th> </tr> <tr> <th>MHz</th> <th>dBuV/m</th> <th>dBuV/m</th> <th>dB</th> <th>dBuV</th> <th>dB/m</th> <th>dB</th> <th>dB</th> </tr> </thead> <tbody> <tr> <td>1 10640.00</td> <td>56.28</td> <td>74.00</td> <td>-17.72</td> <td>65.52</td> <td>37.74</td> <td>17.89</td> <td>64.87</td> <td>0.00</td> <td>245</td> <td>12</td> <td>PEAK</td> </tr> <tr> <td>2 10640.00</td> <td>45.65</td> <td>54.00</td> <td>-8.35</td> <td>54.89</td> <td>37.74</td> <td>17.89</td> <td>64.87</td> <td>0.00</td> <td>245</td> <td>12</td> <td>AVERAGE</td> </tr> </tbody> </table>	Limit	Read	Ant	Cable	Preamp	Aux	APos	TPos	Freq	Level	Line Margin	Level	Factor	Loss Factor	Factor	Remark	MHz	dBuV/m	dBuV/m	dB	dBuV	dB/m	dB	dB	1 10640.00	56.28	74.00	-17.72	65.52	37.74	17.89	64.87	0.00	245	12	PEAK	2 10640.00	45.65	54.00	-8.35	54.89	37.74	17.89	64.87	0.00	245	12	AVERAGE
Limit	Read	Ant	Cable	Preamp	Aux	APos	TPos																																																																																											
Freq	Level	Line Margin	Level	Factor	Loss Factor	Factor	Remark																																																																																											
MHz	dBuV/m	dBuV/m	dB	dBuV	dB/m	dB	dB																																																																																											
1 10640.00	57.65	74.00	-16.35	66.89	37.74	17.89	64.87	0.00	108	164	PEAK																																																																																							
2 10640.00	45.97	54.00	-8.03	55.21	37.74	17.89	64.87	0.00	108	164	AVERAGE																																																																																							
Limit	Read	Ant	Cable	Preamp	Aux	APos	TPos																																																																																											
Freq	Level	Line Margin	Level	Factor	Loss Factor	Factor	Remark																																																																																											
MHz	dBuV/m	dBuV/m	dB	dBuV	dB/m	dB	dB																																																																																											
1 10640.00	56.28	74.00	-17.72	65.52	37.74	17.89	64.87	0.00	245	12	PEAK																																																																																							
2 10640.00	45.65	54.00	-8.35	54.89	37.74	17.89	64.87	0.00	245	12	AVERAGE																																																																																							



Mode	7																																																																																																
	Band Edge																																																																																																
	U-NII-2C_5.47-5.725_802.11a_CH100_5500MHz																																																																																																
ANT	1																																																																																																
Pol.	Horizontal	Fundamental																																																																																															
Peak	<table border="1"> <thead> <tr> <th>Limit</th> <th>Read</th> <th>Ant</th> <th>Cable</th> <th>Preamp</th> <th>Aux</th> <th>APos</th> <th>TPos</th> <th>Remark</th> </tr> <tr> <th>Freq</th> <th>Level</th> <th>Line Margin</th> <th>Level Factor</th> <th>Loss Factor</th> <th>Factor</th> <th>Factor</th> <th></th> <th></th> </tr> <tr> <th>MHz</th> <th>dBuV/m</th> <th>dBuV/m</th> <th>dB</th> <th>dBuV</th> <th>dB/m</th> <th>dB</th> <th>dB</th> <th>cm</th> <th>deg</th> </tr> </thead> <tbody> <tr> <td>1</td> <td>5454.73</td> <td>59.62</td> <td>74.00</td> <td>-14.38</td> <td>41.78</td> <td>34.60</td> <td>12.82</td> <td>29.58</td> <td>0.00</td> <td>100</td> <td>224</td> <td>PEAK</td> </tr> <tr> <td>2</td> <td>5465.77</td> <td>60.87</td> <td>68.20</td> <td>-7.33</td> <td>42.95</td> <td>34.60</td> <td>12.88</td> <td>29.56</td> <td>0.00</td> <td>100</td> <td>224</td> <td>PEAK</td> </tr> </tbody> </table>	Limit	Read	Ant	Cable	Preamp	Aux	APos	TPos	Remark	Freq	Level	Line Margin	Level Factor	Loss Factor	Factor	Factor			MHz	dBuV/m	dBuV/m	dB	dBuV	dB/m	dB	dB	cm	deg	1	5454.73	59.62	74.00	-14.38	41.78	34.60	12.82	29.58	0.00	100	224	PEAK	2	5465.77	60.87	68.20	-7.33	42.95	34.60	12.88	29.56	0.00	100	224	PEAK	<table border="1"> <thead> <tr> <th>Limit</th> <th>Read</th> <th>Ant</th> <th>Cable</th> <th>Preamp</th> <th>Aux</th> <th>APos</th> <th>TPos</th> <th>Remark</th> </tr> <tr> <th>Freq</th> <th>Level</th> <th>Line Margin</th> <th>Level Factor</th> <th>Loss Factor</th> <th>Factor</th> <th>Factor</th> <th></th> <th></th> </tr> <tr> <th>MHz</th> <th>dBuV/m</th> <th>dBuV/m</th> <th>dB</th> <th>dBuV</th> <th>dB/m</th> <th>dB</th> <th>dB</th> <th>cm</th> <th>deg</th> </tr> </thead> <tbody> <tr> <td>1</td> <td>5500.00</td> <td>98.60</td> <td>-----</td> <td>-----</td> <td>80.41</td> <td>34.61</td> <td>13.08</td> <td>29.50</td> <td>0.00</td> <td>100</td> <td>224</td> <td>PEAK</td> </tr> </tbody> </table>	Limit	Read	Ant	Cable	Preamp	Aux	APos	TPos	Remark	Freq	Level	Line Margin	Level Factor	Loss Factor	Factor	Factor			MHz	dBuV/m	dBuV/m	dB	dBuV	dB/m	dB	dB	cm	deg	1	5500.00	98.60	-----	-----	80.41	34.61	13.08	29.50	0.00	100	224	PEAK
	Limit	Read	Ant	Cable	Preamp	Aux	APos	TPos	Remark																																																																																								
Freq	Level	Line Margin	Level Factor	Loss Factor	Factor	Factor																																																																																											
MHz	dBuV/m	dBuV/m	dB	dBuV	dB/m	dB	dB	cm	deg																																																																																								
1	5454.73	59.62	74.00	-14.38	41.78	34.60	12.82	29.58	0.00	100	224	PEAK																																																																																					
2	5465.77	60.87	68.20	-7.33	42.95	34.60	12.88	29.56	0.00	100	224	PEAK																																																																																					
Limit	Read	Ant	Cable	Preamp	Aux	APos	TPos	Remark																																																																																									
Freq	Level	Line Margin	Level Factor	Loss Factor	Factor	Factor																																																																																											
MHz	dBuV/m	dBuV/m	dB	dBuV	dB/m	dB	dB	cm	deg																																																																																								
1	5500.00	98.60	-----	-----	80.41	34.61	13.08	29.50	0.00	100	224	PEAK																																																																																					
Avg	<table border="1"> <thead> <tr> <th>Limit</th> <th>Read</th> <th>Ant</th> <th>Cable</th> <th>Preamp</th> <th>Aux</th> <th>APos</th> <th>TPos</th> <th>Remark</th> </tr> <tr> <th>Freq</th> <th>Level</th> <th>Line Margin</th> <th>Level Factor</th> <th>Loss Factor</th> <th>Factor</th> <th>Factor</th> <th></th> <th></th> </tr> <tr> <th>MHz</th> <th>dBuV/m</th> <th>dBuV/m</th> <th>dB</th> <th>dBuV</th> <th>dB/m</th> <th>dB</th> <th>dB</th> <th>cm</th> <th>deg</th> </tr> </thead> <tbody> <tr> <td>1</td> <td>5459.37</td> <td>47.53</td> <td>54.00</td> <td>-6.47</td> <td>29.66</td> <td>34.60</td> <td>12.84</td> <td>29.57</td> <td>0.00</td> <td>100</td> <td>224</td> <td>AVERAGE</td> </tr> </tbody> </table>	Limit	Read	Ant	Cable	Preamp	Aux	APos	TPos	Remark	Freq	Level	Line Margin	Level Factor	Loss Factor	Factor	Factor			MHz	dBuV/m	dBuV/m	dB	dBuV	dB/m	dB	dB	cm	deg	1	5459.37	47.53	54.00	-6.47	29.66	34.60	12.84	29.57	0.00	100	224	AVERAGE	<table border="1"> <thead> <tr> <th>Limit</th> <th>Read</th> <th>Ant</th> <th>Cable</th> <th>Preamp</th> <th>Aux</th> <th>APos</th> <th>TPos</th> <th>Remark</th> </tr> <tr> <th>Freq</th> <th>Level</th> <th>Line Margin</th> <th>Level Factor</th> <th>Loss Factor</th> <th>Factor</th> <th>Factor</th> <th></th> <th></th> </tr> <tr> <th>MHz</th> <th>dBuV/m</th> <th>dBuV/m</th> <th>dB</th> <th>dBuV</th> <th>dB/m</th> <th>dB</th> <th>dB</th> <th>cm</th> <th>deg</th> </tr> </thead> <tbody> <tr> <td>1</td> <td>5500.00</td> <td>89.26</td> <td>-----</td> <td>-----</td> <td>71.15</td> <td>34.60</td> <td>13.03</td> <td>29.52</td> <td>0.00</td> <td>100</td> <td>224</td> <td>AVERAGE</td> </tr> </tbody> </table>	Limit	Read	Ant	Cable	Preamp	Aux	APos	TPos	Remark	Freq	Level	Line Margin	Level Factor	Loss Factor	Factor	Factor			MHz	dBuV/m	dBuV/m	dB	dBuV	dB/m	dB	dB	cm	deg	1	5500.00	89.26	-----	-----	71.15	34.60	13.03	29.52	0.00	100	224	AVERAGE													
Limit	Read	Ant	Cable	Preamp	Aux	APos	TPos	Remark																																																																																									
Freq	Level	Line Margin	Level Factor	Loss Factor	Factor	Factor																																																																																											
MHz	dBuV/m	dBuV/m	dB	dBuV	dB/m	dB	dB	cm	deg																																																																																								
1	5459.37	47.53	54.00	-6.47	29.66	34.60	12.84	29.57	0.00	100	224	AVERAGE																																																																																					
Limit	Read	Ant	Cable	Preamp	Aux	APos	TPos	Remark																																																																																									
Freq	Level	Line Margin	Level Factor	Loss Factor	Factor	Factor																																																																																											
MHz	dBuV/m	dBuV/m	dB	dBuV	dB/m	dB	dB	cm	deg																																																																																								
1	5500.00	89.26	-----	-----	71.15	34.60	13.03	29.52	0.00	100	224	AVERAGE																																																																																					



Mode	7																																																																																																
	Band Edge																																																																																																
	U-NII-2C_5.47-5.725_802.11a_CH100_5500MHz																																																																																																
ANT	1																																																																																																
Pol.	Vertical	Fundamental																																																																																															
Peak	<table border="1"> <thead> <tr> <th>Limit</th> <th>Read</th> <th>Ant</th> <th>Cable</th> <th>Preamp</th> <th>Aux</th> <th>APos</th> <th>TPos</th> <th>Remark</th> </tr> <tr> <th>Freq</th> <th>Level</th> <th>Line Margin</th> <th>Level Factor</th> <th>Loss Factor</th> <th>Factor</th> <th>Factor</th> <th>Factor</th> <th></th> </tr> <tr> <th>MHz</th> <th>dBuV/m</th> <th>dBuV/m</th> <th>dB</th> <th>dBuV</th> <th>dB/m</th> <th>dB</th> <th>dB</th> <th>cm</th> <th>deg</th> </tr> </thead> <tbody> <tr> <td>1</td> <td>5456.81</td> <td>57.38</td> <td>74.00</td> <td>-16.62</td> <td>39.53</td> <td>34.60</td> <td>12.83</td> <td>29.58</td> <td>0.00</td> <td>105</td> <td>272</td> <td>PEAK</td> </tr> <tr> <td>2</td> <td>5468.65</td> <td>61.41</td> <td>68.20</td> <td>-6.79</td> <td>43.47</td> <td>34.60</td> <td>12.90</td> <td>29.56</td> <td>0.00</td> <td>105</td> <td>272</td> <td>PEAK</td> </tr> </tbody> </table>	Limit	Read	Ant	Cable	Preamp	Aux	APos	TPos	Remark	Freq	Level	Line Margin	Level Factor	Loss Factor	Factor	Factor	Factor		MHz	dBuV/m	dBuV/m	dB	dBuV	dB/m	dB	dB	cm	deg	1	5456.81	57.38	74.00	-16.62	39.53	34.60	12.83	29.58	0.00	105	272	PEAK	2	5468.65	61.41	68.20	-6.79	43.47	34.60	12.90	29.56	0.00	105	272	PEAK	<table border="1"> <thead> <tr> <th>Limit</th> <th>Read</th> <th>Ant</th> <th>Cable</th> <th>Preamp</th> <th>Aux</th> <th>APos</th> <th>TPos</th> <th>Remark</th> </tr> <tr> <th>Freq</th> <th>Level</th> <th>Line Margin</th> <th>Level Factor</th> <th>Loss Factor</th> <th>Factor</th> <th>Factor</th> <th>Factor</th> <th></th> </tr> <tr> <th>MHz</th> <th>dBuV/m</th> <th>dBuV/m</th> <th>dB</th> <th>dBuV</th> <th>dB/m</th> <th>dB</th> <th>dB</th> <th>cm</th> <th>deg</th> </tr> </thead> <tbody> <tr> <td>1</td> <td>5500.00</td> <td>97.79</td> <td>-----</td> <td>-----</td> <td>79.64</td> <td>34.60</td> <td>13.06</td> <td>29.51</td> <td>0.00</td> <td>105</td> <td>272</td> <td>PEAK</td> </tr> </tbody> </table>	Limit	Read	Ant	Cable	Preamp	Aux	APos	TPos	Remark	Freq	Level	Line Margin	Level Factor	Loss Factor	Factor	Factor	Factor		MHz	dBuV/m	dBuV/m	dB	dBuV	dB/m	dB	dB	cm	deg	1	5500.00	97.79	-----	-----	79.64	34.60	13.06	29.51	0.00	105	272	PEAK
Limit	Read	Ant	Cable	Preamp	Aux	APos	TPos	Remark																																																																																									
Freq	Level	Line Margin	Level Factor	Loss Factor	Factor	Factor	Factor																																																																																										
MHz	dBuV/m	dBuV/m	dB	dBuV	dB/m	dB	dB	cm	deg																																																																																								
1	5456.81	57.38	74.00	-16.62	39.53	34.60	12.83	29.58	0.00	105	272	PEAK																																																																																					
2	5468.65	61.41	68.20	-6.79	43.47	34.60	12.90	29.56	0.00	105	272	PEAK																																																																																					
Limit	Read	Ant	Cable	Preamp	Aux	APos	TPos	Remark																																																																																									
Freq	Level	Line Margin	Level Factor	Loss Factor	Factor	Factor	Factor																																																																																										
MHz	dBuV/m	dBuV/m	dB	dBuV	dB/m	dB	dB	cm	deg																																																																																								
1	5500.00	97.79	-----	-----	79.64	34.60	13.06	29.51	0.00	105	272	PEAK																																																																																					
Avg	<table border="1"> <thead> <tr> <th>Limit</th> <th>Read</th> <th>Ant</th> <th>Cable</th> <th>Preamp</th> <th>Aux</th> <th>APos</th> <th>TPos</th> <th>Remark</th> </tr> <tr> <th>Freq</th> <th>Level</th> <th>Line Margin</th> <th>Level Factor</th> <th>Loss Factor</th> <th>Factor</th> <th>Factor</th> <th>Factor</th> <th></th> </tr> <tr> <th>MHz</th> <th>dBuV/m</th> <th>dBuV/m</th> <th>dB</th> <th>dBuV</th> <th>dB/m</th> <th>dB</th> <th>dB</th> <th>cm</th> <th>deg</th> </tr> </thead> <tbody> <tr> <td>1</td> <td>5459.37</td> <td>47.85</td> <td>54.00</td> <td>-6.15</td> <td>29.98</td> <td>34.60</td> <td>12.84</td> <td>29.57</td> <td>0.00</td> <td>105</td> <td>272</td> <td>AVERAGE</td> </tr> </tbody> </table>	Limit	Read	Ant	Cable	Preamp	Aux	APos	TPos	Remark	Freq	Level	Line Margin	Level Factor	Loss Factor	Factor	Factor	Factor		MHz	dBuV/m	dBuV/m	dB	dBuV	dB/m	dB	dB	cm	deg	1	5459.37	47.85	54.00	-6.15	29.98	34.60	12.84	29.57	0.00	105	272	AVERAGE	<table border="1"> <thead> <tr> <th>Limit</th> <th>Read</th> <th>Ant</th> <th>Cable</th> <th>Preamp</th> <th>Aux</th> <th>APos</th> <th>TPos</th> <th>Remark</th> </tr> <tr> <th>Freq</th> <th>Level</th> <th>Line Margin</th> <th>Level Factor</th> <th>Loss Factor</th> <th>Factor</th> <th>Factor</th> <th>Factor</th> <th></th> </tr> <tr> <th>MHz</th> <th>dBuV/m</th> <th>dBuV/m</th> <th>dB</th> <th>dBuV</th> <th>dB/m</th> <th>dB</th> <th>dB</th> <th>cm</th> <th>deg</th> </tr> </thead> <tbody> <tr> <td>1</td> <td>5500.00</td> <td>88.88</td> <td>-----</td> <td>-----</td> <td>70.77</td> <td>34.60</td> <td>13.03</td> <td>29.52</td> <td>0.00</td> <td>105</td> <td>272</td> <td>AVERAGE</td> </tr> </tbody> </table>	Limit	Read	Ant	Cable	Preamp	Aux	APos	TPos	Remark	Freq	Level	Line Margin	Level Factor	Loss Factor	Factor	Factor	Factor		MHz	dBuV/m	dBuV/m	dB	dBuV	dB/m	dB	dB	cm	deg	1	5500.00	88.88	-----	-----	70.77	34.60	13.03	29.52	0.00	105	272	AVERAGE													
Limit	Read	Ant	Cable	Preamp	Aux	APos	TPos	Remark																																																																																									
Freq	Level	Line Margin	Level Factor	Loss Factor	Factor	Factor	Factor																																																																																										
MHz	dBuV/m	dBuV/m	dB	dBuV	dB/m	dB	dB	cm	deg																																																																																								
1	5459.37	47.85	54.00	-6.15	29.98	34.60	12.84	29.57	0.00	105	272	AVERAGE																																																																																					
Limit	Read	Ant	Cable	Preamp	Aux	APos	TPos	Remark																																																																																									
Freq	Level	Line Margin	Level Factor	Loss Factor	Factor	Factor	Factor																																																																																										
MHz	dBuV/m	dBuV/m	dB	dBuV	dB/m	dB	dB	cm	deg																																																																																								
1	5500.00	88.88	-----	-----	70.77	34.60	13.03	29.52	0.00	105	272	AVERAGE																																																																																					



Mode	7																																																																																																																									
	Harmonic																																																																																																																									
	U-NII-2C_5.47-5.725_802.11a_CH100_5500MHz																																																																																																																									
ANT	1																																																																																																																									
Pol.	Horizontal	Vertical																																																																																																																								
Peak Avg	<table border="1"> <thead> <tr> <th>Limit</th> <th>Read</th> <th>Ant</th> <th>Cable</th> <th>Preamp</th> <th>Aux</th> <th>APos</th> <th>TPos</th> <th>Freq</th> <th>Level</th> <th>Line Margin</th> <th>Level Factor</th> <th>Loss Factor</th> <th>Factor</th> <th>Remark</th> </tr> <tr> <th>MHz</th> <th>dBuV/m</th> <th>dBuV/m</th> <th>dB</th> <th>dBuV</th> <th>dB/m</th> <th>dB</th> <th>dB</th> <th>dB</th> <th>cm</th> <th>deg</th> <th></th> <th></th> <th></th> <th></th> </tr> </thead> <tbody> <tr> <td>1</td> <td>11000.00</td> <td>59.12</td> <td>74.00</td> <td>-14.88</td> <td>67.25</td> <td>38.20</td> <td>18.13</td> <td>64.46</td> <td>0.00</td> <td>100</td> <td>66</td> <td></td> <td></td> <td>PEAK</td> </tr> <tr> <td>2</td> <td>11000.00</td> <td>47.47</td> <td>54.00</td> <td>-6.53</td> <td>55.60</td> <td>38.20</td> <td>18.13</td> <td>64.46</td> <td>0.00</td> <td>100</td> <td>66</td> <td></td> <td></td> <td>AVERAGE</td> </tr> </tbody> </table>	Limit	Read	Ant	Cable	Preamp	Aux	APos	TPos	Freq	Level	Line Margin	Level Factor	Loss Factor	Factor	Remark	MHz	dBuV/m	dBuV/m	dB	dBuV	dB/m	dB	dB	dB	cm	deg					1	11000.00	59.12	74.00	-14.88	67.25	38.20	18.13	64.46	0.00	100	66			PEAK	2	11000.00	47.47	54.00	-6.53	55.60	38.20	18.13	64.46	0.00	100	66			AVERAGE	<table border="1"> <thead> <tr> <th>Limit</th> <th>Read</th> <th>Ant</th> <th>Cable</th> <th>Preamp</th> <th>Aux</th> <th>APos</th> <th>TPos</th> <th>Freq</th> <th>Level</th> <th>Line Margin</th> <th>Level Factor</th> <th>Loss Factor</th> <th>Factor</th> <th>Remark</th> </tr> <tr> <th>MHz</th> <th>dBuV/m</th> <th>dBuV/m</th> <th>dB</th> <th>dBuV</th> <th>dB/m</th> <th>dB</th> <th>dB</th> <th>dB</th> <th>cm</th> <th>deg</th> <th></th> <th></th> <th></th> <th></th> </tr> </thead> <tbody> <tr> <td>1</td> <td>11000.00</td> <td>62.79</td> <td>74.00</td> <td>-11.21</td> <td>70.92</td> <td>38.20</td> <td>18.13</td> <td>64.46</td> <td>0.00</td> <td>100</td> <td>77</td> <td></td> <td></td> <td>PEAK</td> </tr> <tr> <td>2</td> <td>11000.00</td> <td>49.91</td> <td>54.00</td> <td>-4.09</td> <td>58.04</td> <td>38.20</td> <td>18.13</td> <td>64.46</td> <td>0.00</td> <td>100</td> <td>77</td> <td></td> <td></td> <td>AVERAGE</td> </tr> </tbody> </table>	Limit	Read	Ant	Cable	Preamp	Aux	APos	TPos	Freq	Level	Line Margin	Level Factor	Loss Factor	Factor	Remark	MHz	dBuV/m	dBuV/m	dB	dBuV	dB/m	dB	dB	dB	cm	deg					1	11000.00	62.79	74.00	-11.21	70.92	38.20	18.13	64.46	0.00	100	77			PEAK	2	11000.00	49.91	54.00	-4.09	58.04	38.20	18.13	64.46	0.00	100	77			AVERAGE
Limit	Read	Ant	Cable	Preamp	Aux	APos	TPos	Freq	Level	Line Margin	Level Factor	Loss Factor	Factor	Remark																																																																																																												
MHz	dBuV/m	dBuV/m	dB	dBuV	dB/m	dB	dB	dB	cm	deg																																																																																																																
1	11000.00	59.12	74.00	-14.88	67.25	38.20	18.13	64.46	0.00	100	66			PEAK																																																																																																												
2	11000.00	47.47	54.00	-6.53	55.60	38.20	18.13	64.46	0.00	100	66			AVERAGE																																																																																																												
Limit	Read	Ant	Cable	Preamp	Aux	APos	TPos	Freq	Level	Line Margin	Level Factor	Loss Factor	Factor	Remark																																																																																																												
MHz	dBuV/m	dBuV/m	dB	dBuV	dB/m	dB	dB	dB	cm	deg																																																																																																																
1	11000.00	62.79	74.00	-11.21	70.92	38.20	18.13	64.46	0.00	100	77			PEAK																																																																																																												
2	11000.00	49.91	54.00	-4.09	58.04	38.20	18.13	64.46	0.00	100	77			AVERAGE																																																																																																												