



FCC RF Test Report

APPLICANT : Quectel Wireless Solutions Co., Ltd.
EQUIPMENT : Wi-Fi & Bluetooth Module
BRAND NAME : Quectel
MODEL NAME : FCM242D
FCC ID : XMR2023FCM242D
STANDARD : FCC Part 15 Subpart C §15.247
CLASSIFICATION : (DTS) Digital Transmission System
TEST DATE(S) : Sep. 07, 2023 ~ Apr. 25, 2024

We, Sporton International Inc. (Kunshan), would like to declare that the tested sample has been evaluated in accordance with the test procedures and has been in compliance with the applicable technical standards.

The test results in this report apply exclusively to the tested model / sample. Without written approval of Sporton International Inc. (Kunshan), the test report shall not be reproduced except in full.

Jason Jia

Approved by: Jason Jia



Sporton International Inc. (Kunshan)

**No. 1098, Pengxi North Road, Kunshan Economic Development Zone Jiangsu Province 215300
People's Republic of China**



TABLE OF CONTENTS

REVISION HISTORY..... 3

SUMMARY OF TEST RESULT 4

1 GENERAL DESCRIPTION 5

 1.1 Applicant 5

 1.2 Manufacturer 5

 1.3 Product Feature of Equipment Under Test..... 5

 1.4 Product Specification of Equipment Under Test..... 5

 1.5 Modification of EUT 5

 1.6 Testing Location 6

 1.7 Test Software..... 6

 1.8 Applicable Standards..... 6

2 TEST CONFIGURATION OF EQUIPMENT UNDER TEST 7

 2.1 Carrier Frequency and Channel 7

 2.2 Test Mode..... 8

 2.3 Connection Diagram of Test System..... 9

 2.4 Support Unit used in test configuration and system 10

 2.5 EUT Operation Test Setup 10

 2.6 Measurement Results Explanation Example..... 10

3 TEST RESULT..... 11

 3.1 6dB and 99% Bandwidth Measurement 11

 3.2 Output Power Measurement..... 12

 3.3 Power Spectral Density Measurement 14

 3.4 Conducted Band Edges and Spurious Emission Measurement 15

 3.5 Radiated Band Edges and Spurious Emission Measurement 16

 3.6 AC Conducted Emission Measurement..... 20

 3.7 Antenna Requirements 22

4 LIST OF MEASURING EQUIPMENT 23

5 MEASUREMENT UNCERTAINTY 24

APPENDIX A. CONDUCTED TEST RESULTS

APPENDIX B. AC CONDUCTED EMISSION TEST RESULT

APPENDIX C. RADIATED SPURIOUS EMISSION

APPENDIX D. DUTY CYCLE PLOTS

APPENDIX E. SETUP PHOTOGRAPHS



REVISION HISTORY

REPORT NO.	VERSION	DESCRIPTION	ISSUED DATE
FR371206B	Rev. 01	Initial issue of report	May 10, 2024



SUMMARY OF TEST RESULT

Report Section	FCC Rule	Description	Limit	Result	Remark
3.1	15.247(a)(2)	6dB Bandwidth	≥ 0.5MHz	Pass	-
3.1	-	99% Bandwidth	-	Report Only	-
3.2	15.247(b)	Power Output Measurement	≤ 30dBm	Pass	-
3.3	15.247(e)	Power Spectral Density	≤ 8dBm/3kHz	Pass	-
3.4	15.247(d)	Conducted Band Edges	≤ 20dBc	Pass	-
		Conducted Spurious Emission		Pass	-
3.5	15.247(d)	Radiated Band Edges and Radiated Spurious Emission	15.209(a) & 15.247(d)	Pass	Under limit 3.87 dB at 2389.95 MHz
3.6	15.207	AC Conducted Emission	15.207(a)	Pass	Under limit 10.22 dB at 0.499 MHz
3.7	15.203 & 15.247(b)	Antenna Requirement	15.203 & 15.247(b)	Pass	-

Conformity Assessment Condition:

1. The test results (PASS/FAIL) with all measurement uncertainty excluded are presented against the regulation limits or in accordance with the requirements stipulated by the applicant/manufacturer who shall bear all the risks of non-compliance that may potentially occur if measurement uncertainty is taken into account.
2. The measurement uncertainty please refer to each test result in the section "Measurement Uncertainty"

Disclaimer:

The product specifications of the EUT presented in the test report that may affect the test assessments are declared by the manufacturer who shall take full responsibility for the authenticity.



1 General Description

1.1 Applicant

Quectel Wireless Solutions Co., Ltd.

Building 5, Shanghai Business Park Phase III (Area B), No.1016 Tianlin Road, Minhang District, Shanghai 200233, China

1.2 Manufacturer

Quectel Wireless Solutions Co., Ltd.

Building 5, Shanghai Business Park Phase III (Area B), No.1016 Tianlin Road, Minhang District, Shanghai 200233, China

1.3 Product Feature of Equipment Under Test

Product Feature	
Equipment	Wi-Fi & Bluetooth Module
Brand Name	Quectel
Model Name	FCM242D
FCC ID	XMR2023FCM242D
IMEI Code	Conducted: E1M23I10A000080 Conduction: E1M23I10A000061 Radiation: D1M23HR01000280
HW Version	R1.0
SW Version	NA
EUT Stage	Identical Prototype

Remark: The above EUT's information was declared by manufacturer. Please refer to the specifications or user's manual for more detailed description.

1.4 Product Specification of Equipment Under Test

Standards-related Product Specification	
Tx/Rx Channel Frequency Range	2412 MHz ~ 2462 MHz
Maximum (Peak) Output Power to antenna	802.11b : 19.01 dBm (0.0796 W) 802.11g : 23.45 dBm (0.2213 W) 802.11n HT20 : 23.20 dBm (0.2089 W)
99% Occupied Bandwidth	802.11b : 13.986 MHz 802.11g : 17.742 MHz 802.11n HT20 : 18.541 MHz
Antenna Type / Gain	PCB Antenna type with gain 1.4 dBi
Type of Modulation	802.11b : DSSS (DBPSK / DQPSK / CCK) 802.11g/n : OFDM (BPSK / QPSK / 16QAM / 64QAM)

1.5 Modification of EUT

No modifications are made to the EUT during all test items.



1.6 Testing Location

Sporton International Inc. (Kunshan) is accredited to ISO/IEC 17025:2017 by American Association for Laboratory Accreditation with Certificate Number 5145.02.

Test Firm	Sporton International Inc. (Kunshan)		
Test Site Location	No. 1098, Pengxi North Road, Kunshan Economic Development Zone Jiangsu Province 215300 People’s Republic of China TEL : +86-512-57900158		
Test Site No.	Sporton Site No.	FCC Designation No.	FCC Test Firm Registration No.
	CO01-KS 03CH06-KS TH01-KS	CN1257	314309

1.7 Test Software

Item	Site	Manufacturer	Name	Version
1.	TH01-KS	Tonscend	JS1120-3 test system China_210602	3.3.10
2.	03CH06-KS	AUDIX	E3	210616
3.	CO01-KS	AUDIX	E3	6.2009-8-24

1.8 Applicable Standards

According to the specifications of the manufacturer, the EUT must comply with the requirements of the following standards:

- 47 CFR Part 15 Subpart C §15.247
- FCC KDB 558074 D01 15.247 Meas Guidance v05r02
- ANSI C63.10-2013

Remark:

1. All test items were verified and recorded according to the standards and without any deviation during the test.
2. This EUT has also been tested and complied with the requirements of FCC Part 15, Subpart B, recorded in a separate test report.



2 Test Configuration of Equipment Under Test

- a. The EUT has been associated with peripherals and configuration operated in a manner tended to maximize its emission characteristics in a typical application. Frequency range investigated: conduction emission (150 kHz to 30 MHz), radiation emission (9 kHz to the 10th harmonic of the highest fundamental frequency or to 40 GHz, whichever is lower). For radiated measurement, pre-scanned in three orthogonal panels, X, Y, Z. The worst cases (X plane) were recorded in this report.
- b. AC power line Conducted Emission was tested under maximum output power.

2.1 Carrier Frequency and Channel

Frequency Band	Channel	Freq. (MHz)	Channel	Freq. (MHz)
2400-2483.5 MHz	1	2412	7	2442
	2	2417	8	2447
	3	2422	9	2452
	4	2427	10	2457
	5	2432	11	2462
	6	2437	-	-



2.2 Test Mode

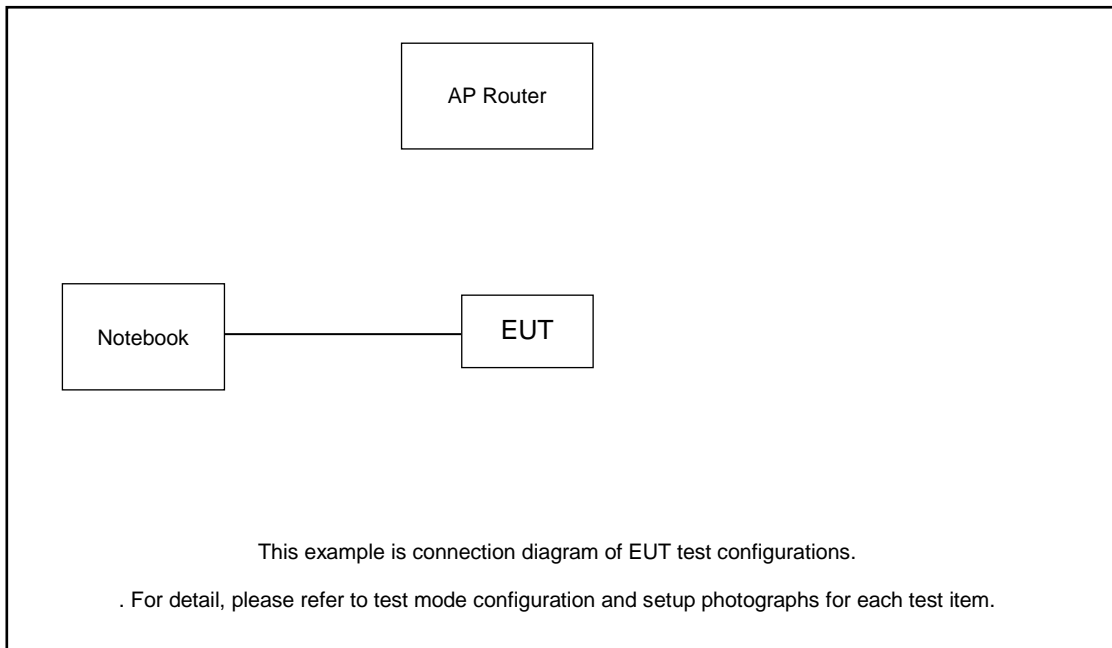
Final test modes are considering the modulation and worse data rates as below table.

Modulation	Data Rate
802.11b	1 Mbps
802.11g	6 Mbps
802.11n HT20	MCS0

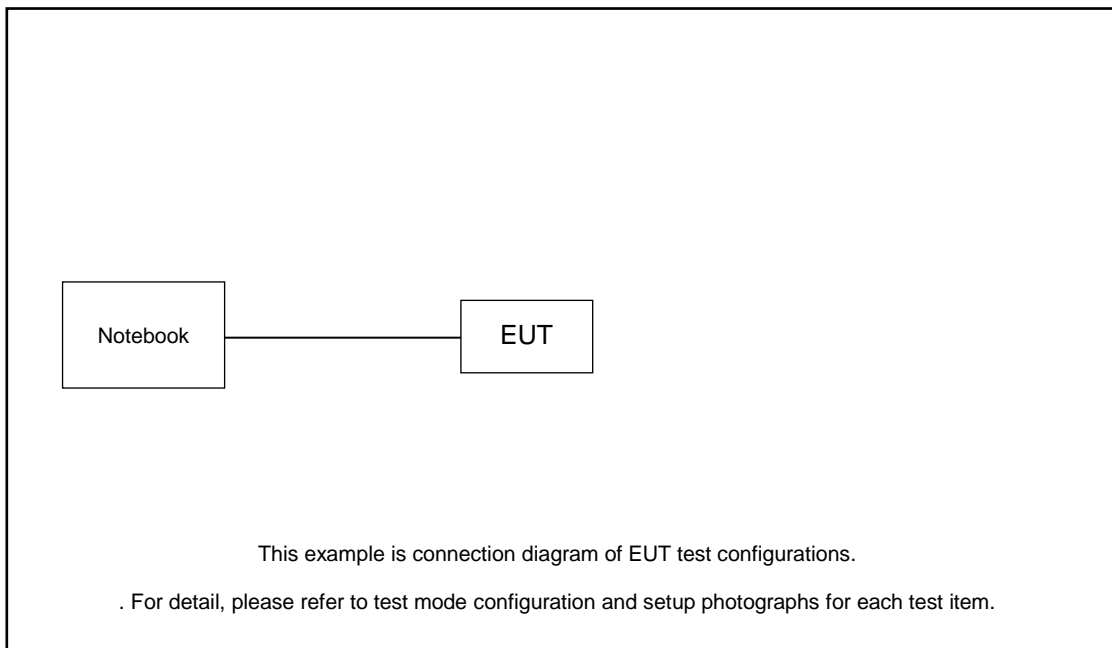
Test Cases	
AC Conducted Emission	Mode 1 :WLAN Link(2.4G) + Powered from Test Jig

2.3 Connection Diagram of Test System

AC Conducted Emission:



Radiated Emission:





2.4 Support Unit used in test configuration and system

Item	Equipment	Trade Name	Model Name	FCC ID	Data Cable	Power Cord
1.	Notebook	Lenovo	G480	QDS-BRCM1050I	N/A	shielded cable DC O/P 1.8m , Unshielded AC I/P cable 1.8m
2.	WLAN AP	D-link	DIR-655	KA21R655B1	N/A	Unshielded, 1.8m
3.	Hard Disk	Lenovo	F310	DoC	Shielded, 1.2m	N/A
4.	Test Jig	N/A	N/A	N/A	N/A	N/A

2.5 EUT Operation Test Setup

For WLAN RF test items, an engineering test program was provided and enabled to make EUT continuous transmit.

For AC power line conducted emissions, the EUT was set to connect with the WLAN AP under large package sizes transmission.

2.6 Measurement Results Explanation Example

For all conducted test items:

The offset level is set in the spectrum analyzer to compensate the RF cable loss and attenuator factor between EUT conducted output port and spectrum analyzer. With the offset compensation, the spectrum analyzer reading level is exactly the EUT RF output level.

Example:

The spectrum analyzer offset is derived from RF cable loss and attenuator factor.

$$Offset = RF\ cable\ loss + attenuator\ factor.$$

Following shows an offset computation example with cable loss 1.45 dB and 10dB attenuator.

$$Offset(dB) = RF\ cable\ loss(dB) + attenuator\ factor(dB).$$

$$= 1.45 + 10 = 11.45\ (dB)$$

3 Test Result

3.1 6dB and 99% Bandwidth Measurement

3.1.1 Limit of 6dB and 99% Bandwidth

The minimum 6 dB bandwidth shall be at least 500 kHz.

3.1.2 Measuring Instruments

The measuring equipment is listed in the section 4 of this test report.

3.1.3 Test Procedures

1. The testing follows ANSI C63.10-2013 clause 11.8
2. The RF output of EUT was connected to the spectrum analyzer by RF cable and attenuator. The path loss was compensated to the results for each measurement.
3. Set to the maximum power setting and enable the EUT transmit continuously.
4. Make the measurement with the spectrum analyzer's resolution bandwidth (RBW) = 100 kHz. Set the Video bandwidth (VBW) = 300 kHz. In order to make an accurate measurement. The 6 dB bandwidth must be greater than 500 kHz.
5. For 99% Bandwidth Measurement, the spectrum analyzer's resolution bandwidth (RBW) = 1%~5% of OBW and set the Video bandwidth (VBW) = 3MHz.
6. Measure and record the results in the test report.

3.1.4 Test Setup



3.1.5 Test Result of 6dB and 99% Occupied Bandwidth

Please refer to Appendix A.

3.2 Output Power Measurement

3.2.1 Limit of Output Power

For systems using digital modulation in the 2400-2483.5MHz, the limit for peak output power is 30dBm. If transmitting antenna with directional gain greater than 6dBi is used, the peak output power from the intentional radiator shall be reduced below the above stated value by the amount in dB that the directional gain of the antenna exceeds 6 dBi. In case of point-to-point operation, the limit has to be reduced by 1dB for every 3dB that the directional gain of the antenna exceeds 6dBi.

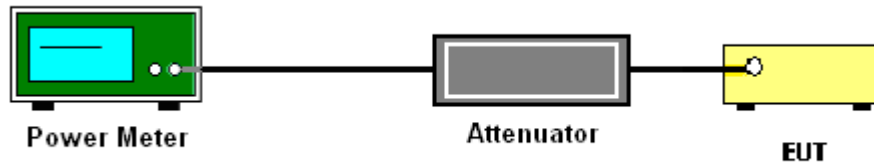
3.2.2 Measuring Instruments

The measuring equipment is listed in the section 4 of this test report.

3.2.3 Test Procedures

1. The testing follows the Measurement Procedure of ANSI C63.10-2013 clause 11.9.1.3 PKPM1 Peak power meter or ANSI C63.10-2013 clause 11.9.2.3.1 Method AVGPM method.
2. The RF output of EUT was connected to the power meter by RF cable and attenuator. The path loss was compensated to the results for each measurement.
3. Set to the maximum power setting and enable the EUT transmit continuously.
4. Measure the conducted output power and record the results in the test report.

3.2.4 Test Setup





3.2.5 Test Result of Peak Output Power

2.4GHz Band Single Antenna										
Mod.	Data Rate	NTX	CH.	Freq. (MHz)	Peak Conducted Power (dBm)	Conducted Power Limit (dBm)	DG (dBi)	EIRP Power (dBm)	EIRP Power Limit (dBm)	Pass /Fail
11b	1Mbps	1	1	2412	17.95	30.00	2.00	1.40	19.35	Pass
11b	1Mbps	1	6	2437	18.61	30.00	2.00	1.40	20.01	Pass
11b	1Mbps	1	11	2462	19.01	30.00	2.00	1.40	20.41	Pass
11g	6Mbps	1	1	2412	23.05	30.00	2.00	1.40	24.45	Pass
11g	6Mbps	1	6	2437	23.27	30.00	2.00	1.40	24.67	Pass
11g	6Mbps	1	11	2462	23.45	30.00	2.00	1.40	24.85	Pass
HT20	MCS0	1	1	2412	22.63	30.00	2.00	1.40	24.03	Pass
HT20	MCS0	1	6	2437	22.87	30.00	2.00	1.40	24.27	Pass
HT20	MCS0	1	11	2462	23.20	30.00	2.00	1.40	24.60	Pass

3.2.6 Test Result of Average Output Power (Reporting Only)

2.4GHz Band Single Antenna										
Mod.	Data Rate	NTX	CH.	Freq. (MHz)	Duty Factor (dB)	Average Conducted Power with duty factor (dBm)	Conducted Power Limit (dBm)	DG (dBi)	EIRP Power (dBm)	Power Setting
11b	1Mbps	1	1	2412	0.04	15.85	30.00	1.40	17.25	Auto
11b	1Mbps	1	6	2437	0.04	16.50	30.00	1.40	17.90	Auto
11b	1Mbps	1	11	2462	0.04	16.88	30.00	1.40	18.28	Auto
11g	6Mbps	1	1	2412	0.07	15.08	30.00	1.40	16.48	Auto
11g	6Mbps	1	6	2437	0.07	15.54	30.00	1.40	16.94	Auto
11g	6Mbps	1	11	2462	0.07	16.00	30.00	1.40	17.40	Auto
HT20	MCS0	1	1	2412	0.07	13.85	30.00	1.40	15.25	Auto
HT20	MCS0	1	6	2437	0.07	14.43	30.00	1.40	15.83	Auto
HT20	MCS0	1	11	2462	0.07	14.89	30.00	1.40	16.29	Auto

3.3 Power Spectral Density Measurement

3.3.1 Limit of Power Spectral Density

The peak power spectral density shall not be greater than 8dBm in any 3kHz band at any time interval of continuous transmission.

3.3.2 Measuring Instruments

The measuring equipment is listed in the section 4 of this test report.

3.3.3 Test Procedures

1. The testing follows Measurement Procedure of ANSI C63.10-2013 clause 11.10.2 Method PKPSD.
2. The RF output of EUT was connected to the spectrum analyzer by RF cable and attenuator. The path loss was compensated to the results for each measurement.
3. Set to the maximum power setting and enable the EUT transmit continuously.
4. Make the measurement with the spectrum analyzer's resolution bandwidth (RBW) = 3 kHz. Video bandwidth VBW = 10 kHz In order to make an accurate measurement, set the span to 1.5 times DTS Channel Bandwidth. (6dB BW)
5. Detector = peak, Sweep time = auto couple, Trace mode = max hold, Allow trace to fully stabilize. Use the peak marker function to determine the maximum power level.
6. Measure and record the results in the test report.

3.3.4 Test Setup



3.3.5 Test Result of Power Spectral Density

Please refer to Appendix A.

3.4 Conducted Band Edges and Spurious Emission Measurement

3.4.1 Limit of Conducted Band Edges and Spurious Emission Measurement

In any 100 kHz bandwidth outside of the authorized frequency band, the emissions which fall in the non-restricted bands shall be attenuated at least 20 dB relative to the maximum PSD level in 100 kHz by RF conducted measurement.

3.4.2 Measuring Instruments

The measuring equipment is listed in the section 4 of this test report.

3.4.3 Test Procedures

1. The testing follows ANSI C63.10-2013 clause 11.11
2. The RF output of EUT was connected to the spectrum analyzer by RF cable and attenuator. The path loss was compensated to the results for each measurement.
3. Set to the maximum power setting and enable the EUT transmit continuously.
4. Set RBW = 100 kHz, VBW=300 kHz, Peak Detector. Unwanted Emissions measured in any 100 kHz bandwidth outside of the authorized frequency band shall be attenuated by at least 20 dB relative to the maximum in-band peak PSD level in 100 kHz when maximum peak conducted output power procedure is used. If the transmitter complies with the conducted power limits based on the use of RMS averaging over a time interval, the attenuation required under this paragraph shall be 30 dB instead of 20 dB per 15.247(d).
5. Measure and record the results in the test report.
6. The RF fundamental frequency should be excluded against the limit line in the operating frequency band.

3.4.4 Test Setup



3.4.5 Test Result of Conducted Band Edges and Spurious Emission

Please refer to Appendix A.



3.5 Radiated Band Edges and Spurious Emission Measurement

3.5.1 Limit of Radiated band edge and Spurious Emission Measurement

In any 100 kHz bandwidth outside the intentional radiator frequency band, all harmonics/spurious must be at least 20 dB below the highest emission level within the authorized band. If the output power of this device was measured by spectrum analyzer, the attenuation under this paragraph shall be 30 dB instead of 20 dB. In addition, radiated emissions which fall in the restricted bands must also comply with the limits as below.

Frequency (MHz)	Field Strength (microvolts/meter)	Measurement Distance (meters)
0.009 – 0.490	2400/F(kHz)	300
0.490 – 1.705	24000/F(kHz)	30
1.705 – 30.0	30	30
30 – 88	100	3
88 – 216	150	3
216 - 960	200	3
Above 960	500	3

3.5.2 Measuring Instruments

The measuring equipment is listed in the section 4 of this test report.

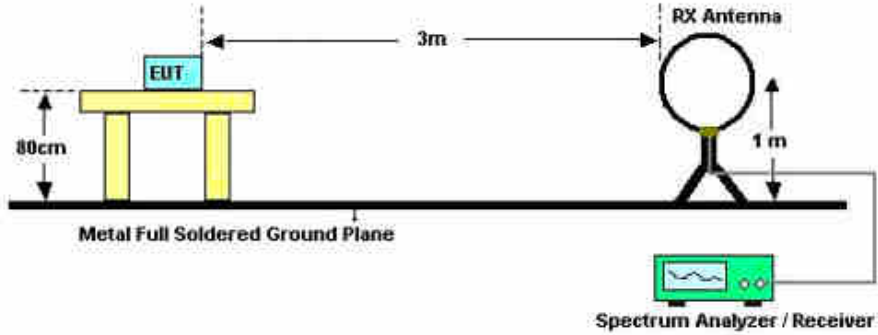


3.5.3 Test Procedures

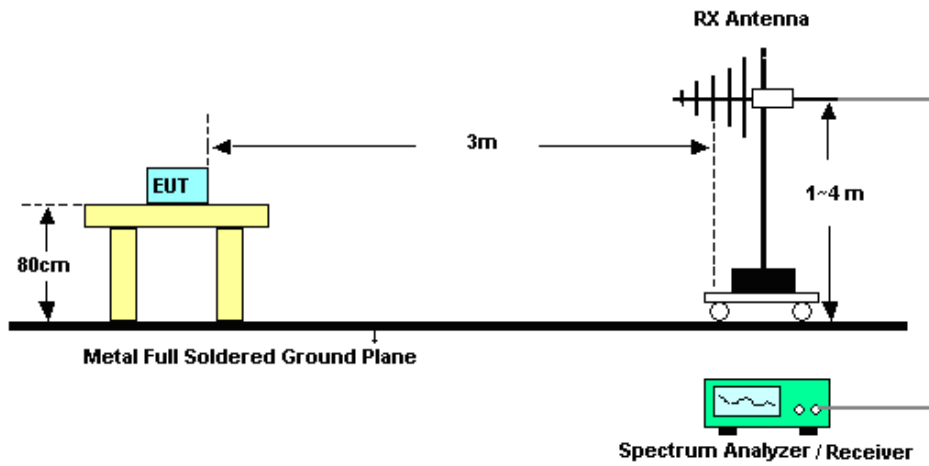
1. The testing follows ANSI C63.10-2013 clause 11.11 & 11.12
2. The EUT was arranged to its worst case and then tune the antenna tower (from 1 m to 4 m) and turntable (from 0 degree to 360 degrees) to find the maximum reading. A pre-amp and a high pass filter are used for the test in order to get better signal level.
3. The EUT was placed on a turntable with 0.8 meter for frequency below 1GHz and 1.5 meter for frequency above 1GHz respectively above ground.
4. The EUT was set 3 meters from the interference receiving antenna, which was mounted on the top of a variable height antenna tower.
5. Corrected Reading: Antenna Factor + Cable Loss + Read Level - Preamp Factor = Level
6. For testing below 1GHz, if the emission level of the EUT in peak mode was 3 dB lower than the limit specified, then peak values of EUT will be reported, otherwise, the emissions will be repeated one by one using the CISPR quasi-peak method and reported.
7. For testing above 1GHz, the emission level of the EUT in peak mode was 20dB lower than peak limit (that means the emission level in average mode also complies with the limit in average mode), then peak values of EUT will be reported, otherwise, the emissions will be measured in average mode again and reported.
8. Use the following spectrum analyzer settings:
 - (1) Span shall wide enough to fully capture the emission being measured;
 - (2) Set RBW=100 kHz for $f < 1$ GHz; VBW \geq RBW; Sweep = auto; Detector function = peak; Trace = max hold;
 - (3) Set RBW = 1 MHz, VBW= 3MHz for $f \geq 1$ GHz for peak measurement.
For average measurement:
 - VBW = 10 Hz, when duty cycle is no less than 98 percent.
 - VBW $\geq 1/T$, when duty cycle is less than 98 percent where T is the minimum transmission duration over which the transmitter is on and is transmitting at its maximum power control level for the tested mode of operation.

3.5.4 Test Setup

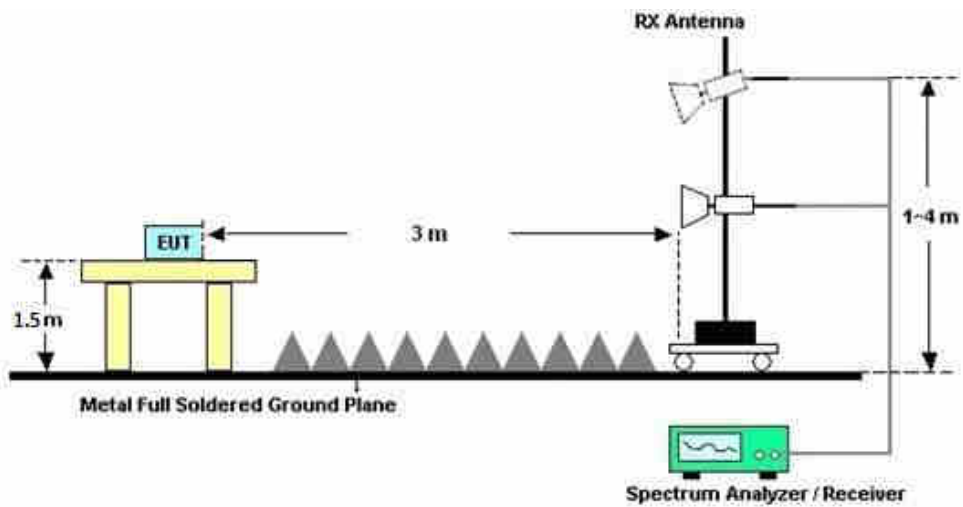
For radiated emissions below 30MHz



For radiated emissions from 30MHz to 1GHz



For radiated emissions above 1GHz





3.5.5 Test Results of Radiated Spurious Emissions (9kHz ~ 30MHz)

The low frequency, which started from 9 kHz to 30MHz, was pre-scanned and the result which was 20dB lower than the limit line was not reported.

There is a comparison data of both open-field test site and semi-Anechoic chamber, and the result came out very similar.

3.5.6 Test Result of Radiated Spurious at Band Edges

Please refer to Appendix C.

3.5.7 Duty Cycle

Please refer to Appendix D.

3.5.8 Test Result of Radiated Spurious Emission (30MHz ~ 10th Harmonic or 40GHz, whichever is lower)

Please refer to Appendix C.



3.6 AC Conducted Emission Measurement

3.6.1 Limit of AC Conducted Emission

For equipment that is designed to be connected to the public utility (AC) power line, the radio frequency voltage that is conducted back onto the AC power line on any frequency or frequencies within the band 150 kHz to 30 MHz shall not exceed the limits in the following table.

Frequency of Emission (MHz)	Conducted Limit (dBµV)	
	Quasi-Peak	Average
0.15-0.5	66 to 56*	56 to 46*
0.5-5	56	46
5-30	60	50

*Decreases with the logarithm of the frequency.

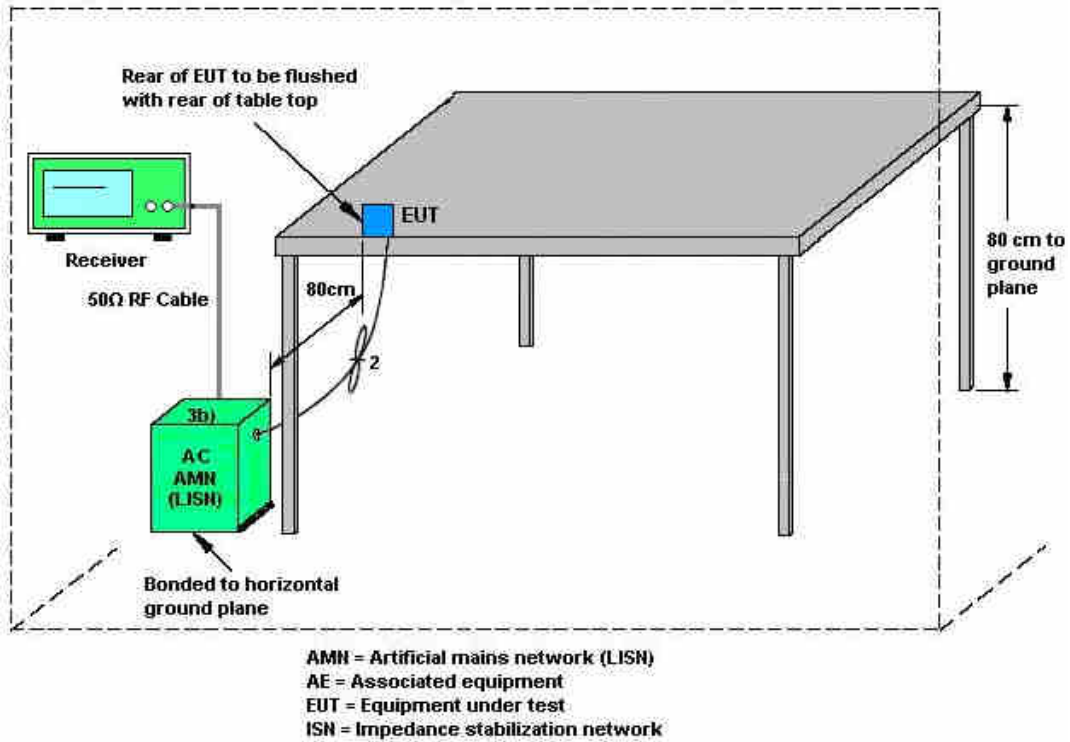
3.6.2 Measuring Instruments

The measuring equipment is listed in the section 4 of this test report.

3.6.3 Test Procedures

1. The EUT was placed 0.4 meter from the conducting wall of the shielding room, and it was kept at least 80 centimeters from any other grounded conducting surface.
2. Connect EUT to the power mains through a line impedance stabilization network (LISN).
3. All the support units are connecting to the other LISN.
4. The LISN provides 50 ohm coupling impedance for the measuring instrument.
5. The FCC states that a 50 ohm, 50 microhenry LISN should be used.
6. Both sides of AC line were checked for maximum conducted interference.
7. The frequency range from 150 kHz to 30 MHz was searched.
8. Set the test-receiver system to Peak Detect Function and specified bandwidth (IF bandwidth = 9kHz) with Maximum Hold Mode.

3.6.4 Test Setup



3.6.5 Test Result of AC Conducted Emission

Please refer to Appendix B.



3.7 Antenna Requirements

3.7.1 Standard Applicable

If directional gain of transmitting Antennas is greater than 6dBi, the power shall be reduced by the same level in dB comparing to gain minus 6dBi. The use of a permanently attached Antenna or of an Antenna that uses a unique coupling to the intentional radiator shall be considered sufficient to comply with the rule.

3.7.2 Antenna Anti-Replacement Construction

An embedded-in antenna design is used.

3.7.3 Antenna Gain

The antenna peak gain of EUT is less than 6 dBi. Therefore, it is not necessary to reduce maximum peak output power limit.



4 List of Measuring Equipment

Instrument	Manufacturer	Model No.	Serial No.	Characteristics	Calibration Date	Test Date	Due Date	Remark
EMI Test Receiver	Keysight	N9038A	MY56400004	3Hz~8.5GHz;Max 30dBm	Oct. 13, 2022	Sep. 07, 2023	Oct. 12, 2023	Radiation (03CH06-KS)
EXA Spectrum Analyzer	Keysight	N9010B	MY60242126	10Hz-44GHz	Oct. 13, 2022	Sep. 07, 2023	Oct. 12, 2023	Radiation (03CH06-KS)
Loop Antenna	R&S	HFH2-Z2	100321	9kHz~30MHz	Oct. 16, 2022	Sep. 07, 2023	Oct. 15, 2023	Radiation (03CH06-KS)
Bilog Antenna	TeseQ	CBL6111D	59913	30MHz-1GHz	Aug. 19, 2023	Sep. 07, 2023	Aug. 18, 2024	Radiation (03CH06-KS)
Double Ridge Horn Antenna	ETS-Lindgren	3117	00240132	1GHz~18GHz	Jul. 12, 2023	Sep. 07, 2023	Jul. 11, 2024	Radiation (03CH06-KS)
SHF-EHF Horn	Com-power	AH-840	101093	18GHz~40GHz	Jan. 08, 2023	Sep. 07, 2023	Jan. 07, 2024	Radiation (03CH06-KS)
Amplifier	SONOMA	310N	380827	9KHz ~1GHZ	Jul. 06, 2023	Sep. 07, 2023	Jul. 05, 2024	Radiation (03CH06-KS)
Amplifier	MITEQ	EM18G40GGA	060728	18~40GHz	Jan. 05, 2023	Sep. 07, 2023	Jan. 04, 2024	Radiation (03CH06-KS)
high gain Amplifier	MITEQ	AMF-7D-00101800-30-10P	2082395	1Ghz-18Ghz	Jan. 05, 2023	Sep. 07, 2023	Jan. 04, 2024	Radiation (03CH06-KS)
Amplifier	Keysight	83017A	MY53270319	500MHz~26.5GHz	Oct. 12, 2022	Sep. 07, 2023	Oct. 12, 2023	Radiation (03CH06-KS)
AC Power Source	Chroma	61601	F104090004	N/A	NCR	Sep. 07, 2023	NCR	Radiation (03CH06-KS)
Turn Table	ChamPro	EM 1000-T	060762-T	0~360 degree	NCR	Sep. 07, 2023	NCR	Radiation (03CH06-KS)
Antenna Mast	ChamPro	EM 1000-A	060762-A	1 m~4 m	NCR	Sep. 07, 2023	NCR	Radiation (03CH06-KS)
EMI Receiver	R&S	ESC17	100768	9kHz~7GHz;	May 16, 2023	Apr. 25, 2024	May 15, 2024	Conduction (CO01-KS)
AC LISN (for auxiliary equipment)	MessTec	AN3016	060103	9kHz~30MHz	Oct. 11, 2023	Apr. 25, 2024	Oct. 10, 2024	Conduction (CO01-KS)
AC LISN	MessTec	AN3016	060105	9kHz~30MHz	May 16, 2023	Apr. 25, 2024	May 15, 2024	Conduction (CO01-KS)
AC Power Source	Chroma	61602	ABP00000811	AC 0V~300V, 45Hz~1000Hz	Oct. 11, 2023	Apr. 25, 2024	Oct. 10, 2024	Conduction (CO01-KS)
Spectrum Analyzer	R&S	FSV40	101040	10Hz~40GHz	Oct. 11, 2023	Apr. 20, 2024	Oct. 10, 2024	Conducted (TH01-KS)
Pulse Power Sensor	Anritsu	MA2411B	0917070	300MHz~40GHz	Jan. 02, 2024	Apr. 20, 2024	Jan. 01, 2025	Conducted (TH01-KS)
Power Meter	Anritsu	ML2495A	1005002	50MHz Bandwidth	Jan. 02, 2024	Apr. 20, 2024	Jan. 01, 2025	Conducted (TH01-KS)

NCR: No Calibration Required



5 Measurement Uncertainty

The measurement uncertainties shown below were calculated in accordance with the requirements of ANSI 63.10-2013. All the measurement uncertainty value were shown with a coverage K=2 to indicate 95% level of confidence. The measurement data show herein meets or exceeds the CISPR measurement uncertainty values specified in CISPR 16-4-2 and can be compared directly to specified limit to determine compliance.

Uncertainty of Conducted Measurement

Conducted Spurious Emission & Bandedge	±2.26 dB
Occupied Channel Bandwidth	±0.1%
Conducted Power	±0.46 dB
Conducted Power Spectral Density	±0.88 dB
Frequency	±0.4 Hz

Uncertainty of AC Conducted Emission Measurement (0.15 MHz ~ 30 MHz)

Measuring Uncertainty for a Level of Confidence of 95% (U = 2Uc(y))	2.84 dB
---	---------

Uncertainty of Radiated Emission Measurement (9 KHz ~ 30 MHz)

Measuring Uncertainty for a Level of Confidence of 95% (U = 2Uc(y))	3.32 dB
---	---------

Uncertainty of Radiated Emission Measurement (30 MHz ~ 1000 MHz)

Measuring Uncertainty for a Level of Confidence of 95% (U = 2Uc(y))	6.26 dB
---	---------

Uncertainty of Radiated Emission Measurement (1 GHz ~ 18 GHz)

Measuring Uncertainty for a Level of Confidence of 95% (U = 2Uc(y))	5.02 dB
---	---------

Uncertainty of Radiated Emission Measurement (18 GHz ~ 40 GHz)

Measuring Uncertainty for a Level of Confidence of 95% (U = 2Uc(y))	5.26 dB
---	---------

----- THE END -----



Appendix A. Conducted Test Results



Ambient Condition: <u>25</u> °C, <u>45</u> %RH	
Test Date: <u>2024.4.20</u>	Test Engineer: <u>Jiang Jun</u>

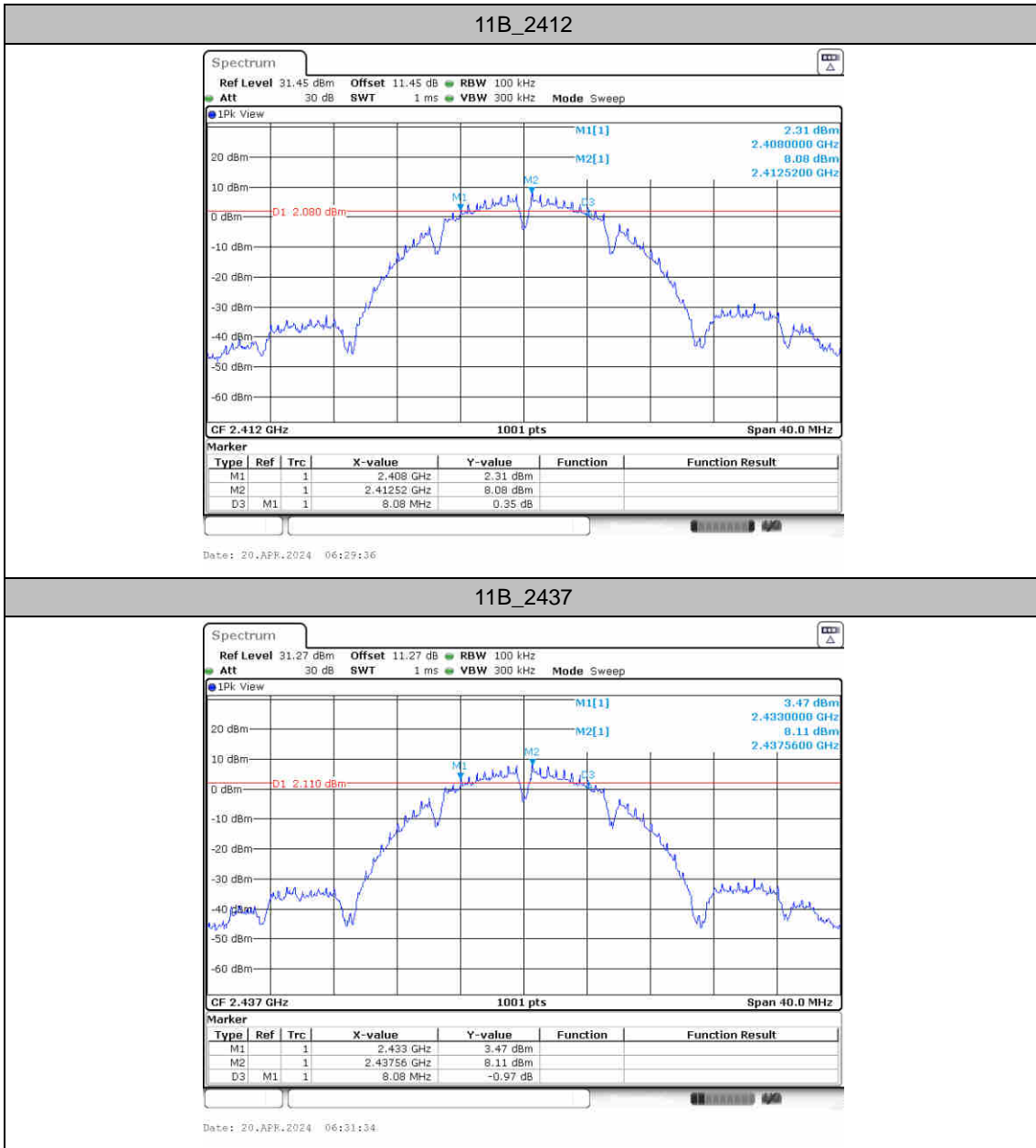
DTS Bandwidth

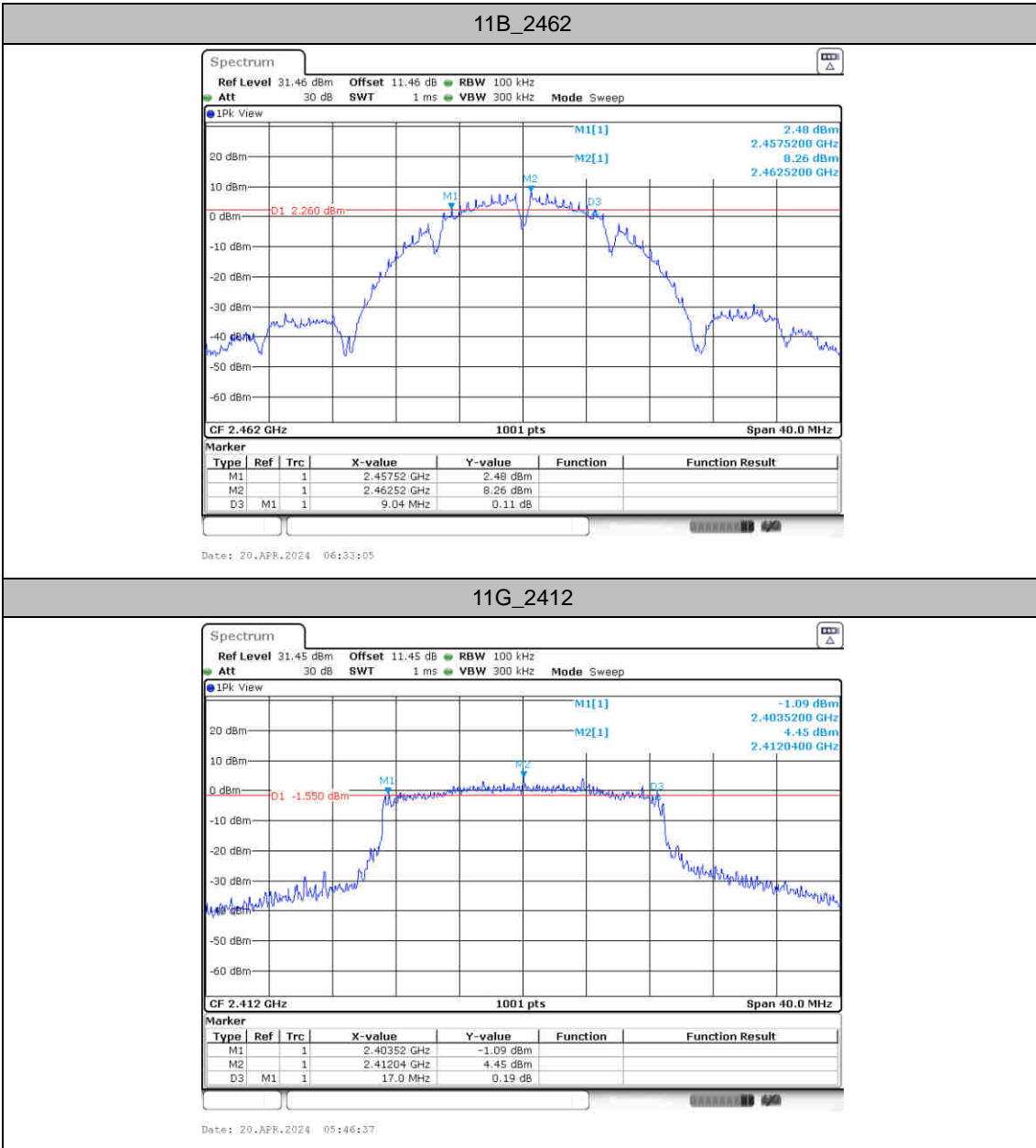
Test Result

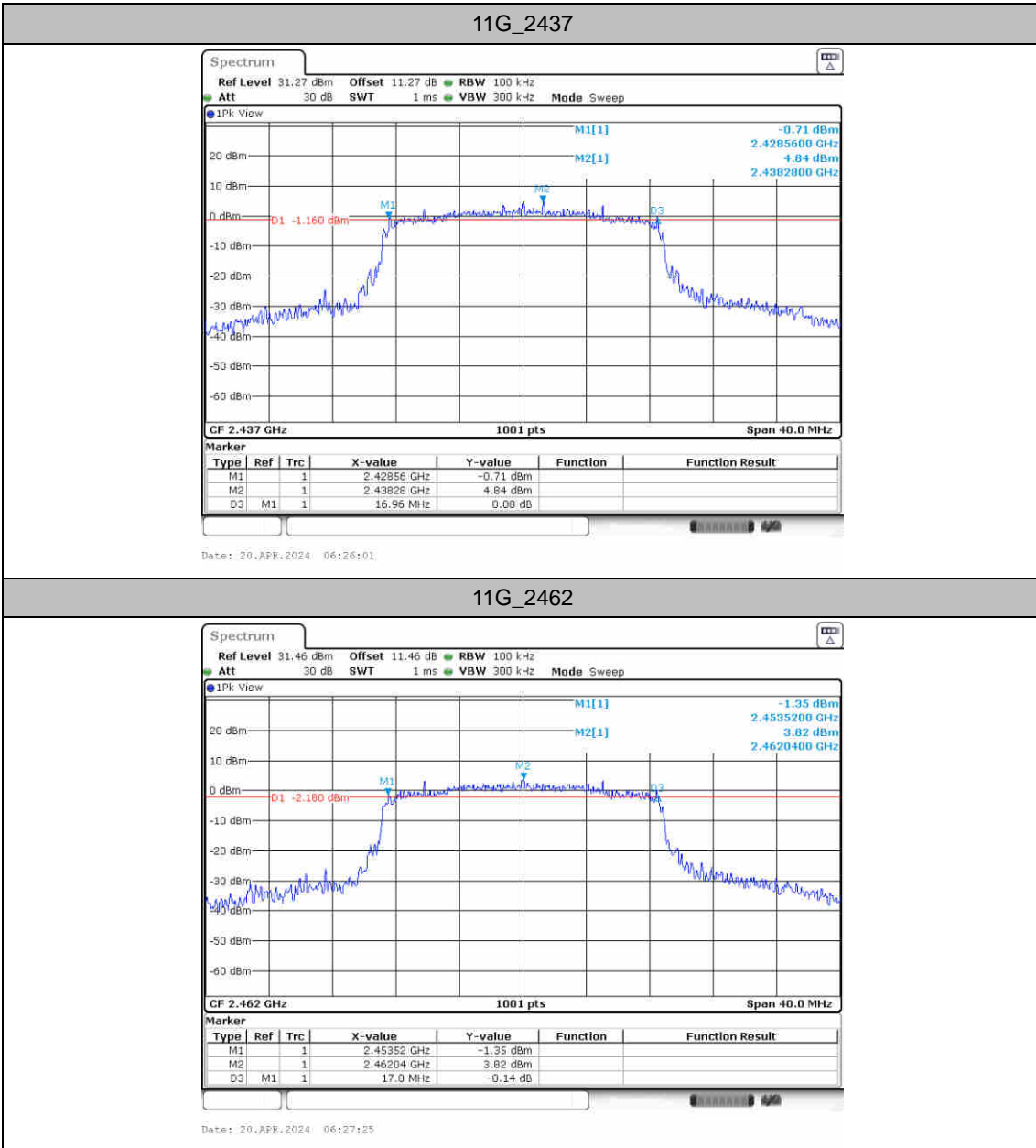
TestMode	Freq(MHz)	DTS BW [MHz]	FL[MHz]	FH[MHz]	Limit[MHz]	Verdict
11B	2412	8.08	2408.00	2416.08	0.5	PASS
	2437	8.08	2433.00	2441.08	0.5	PASS
	2462	9.04	2457.52	2466.56	0.5	PASS
11G	2412	17.00	2403.52	2420.52	0.5	PASS
	2437	16.96	2428.56	2445.52	0.5	PASS
	2462	17.00	2453.52	2470.52	0.5	PASS
11N20SISO	2412	15.44	2405.72	2421.16	0.5	PASS
	2437	15.04	2429.56	2444.60	0.5	PASS
	2462	15.00	2454.52	2469.52	0.5	PASS

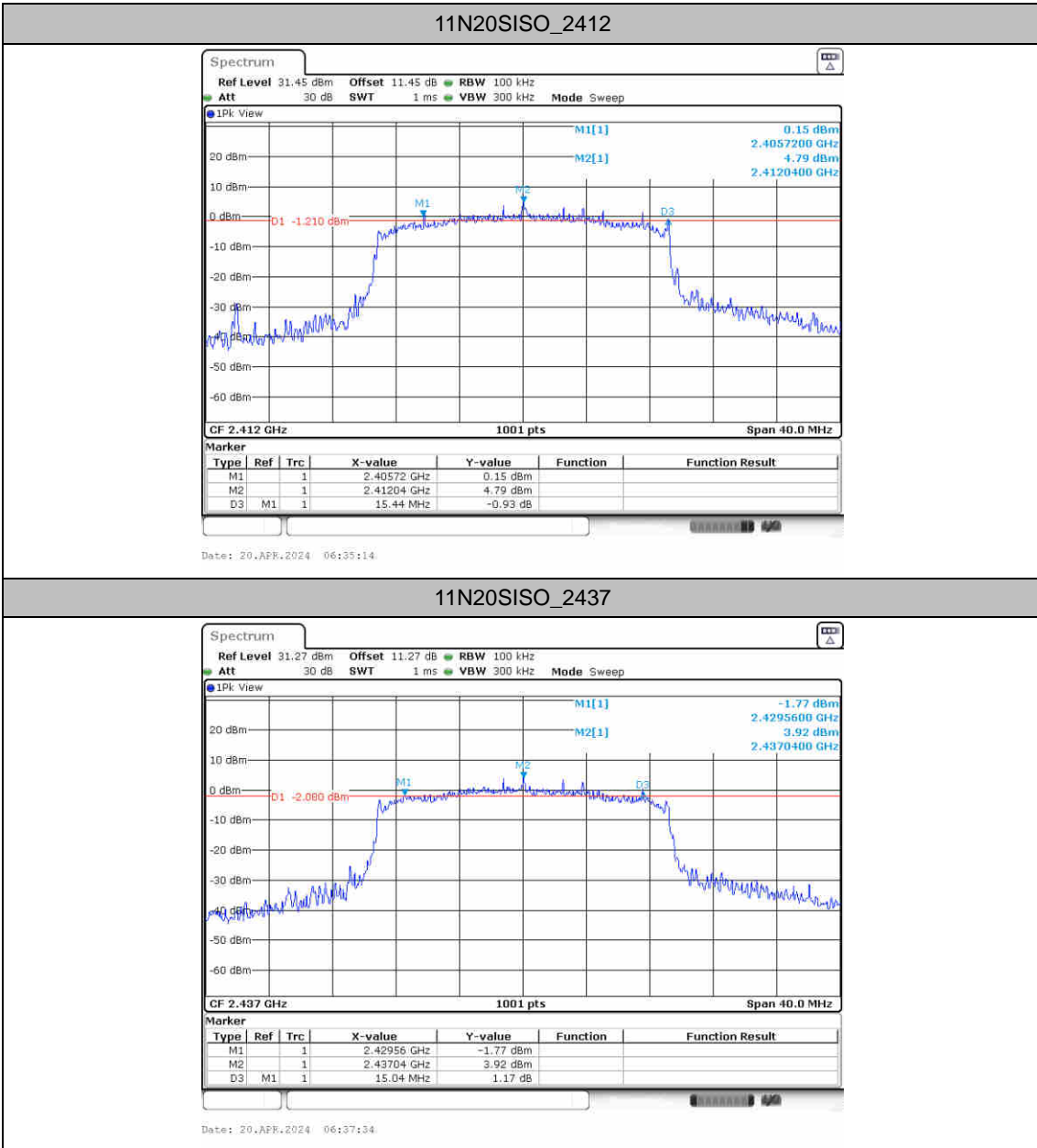


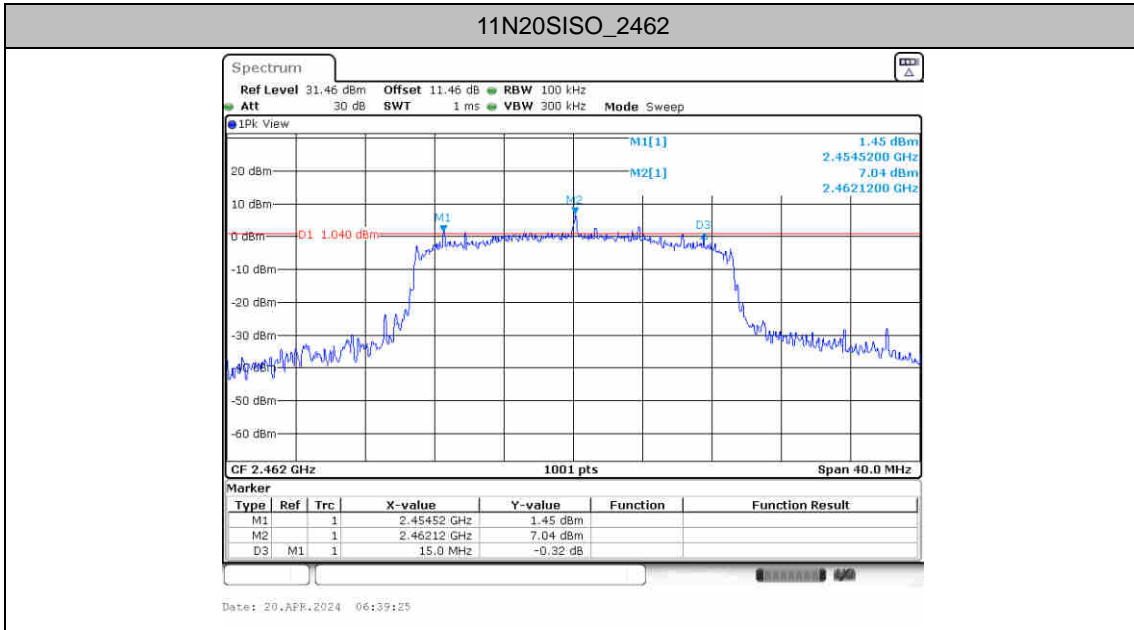
Test Graphs













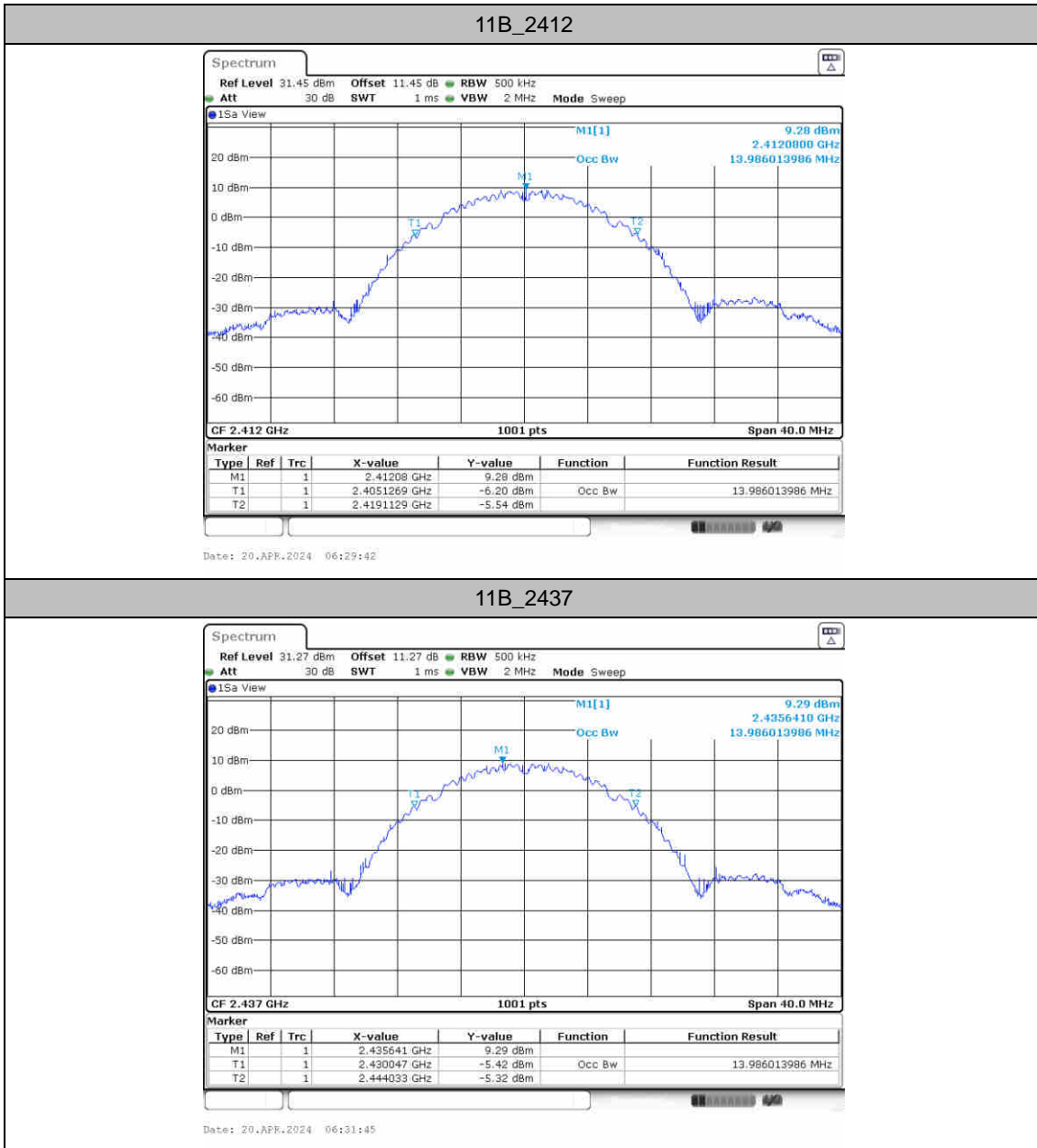
Occupied Channel Bandwidth

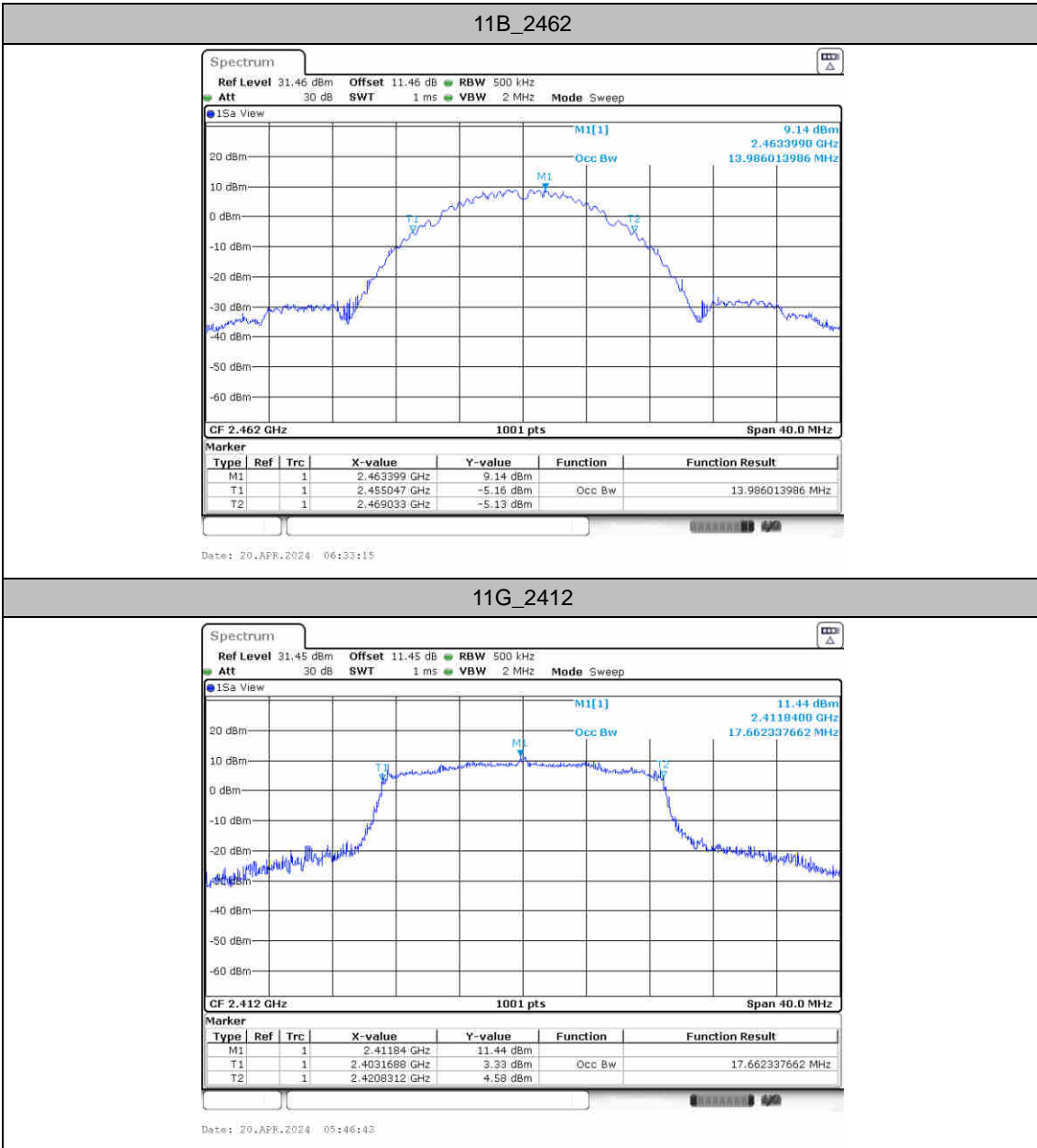
Test Result

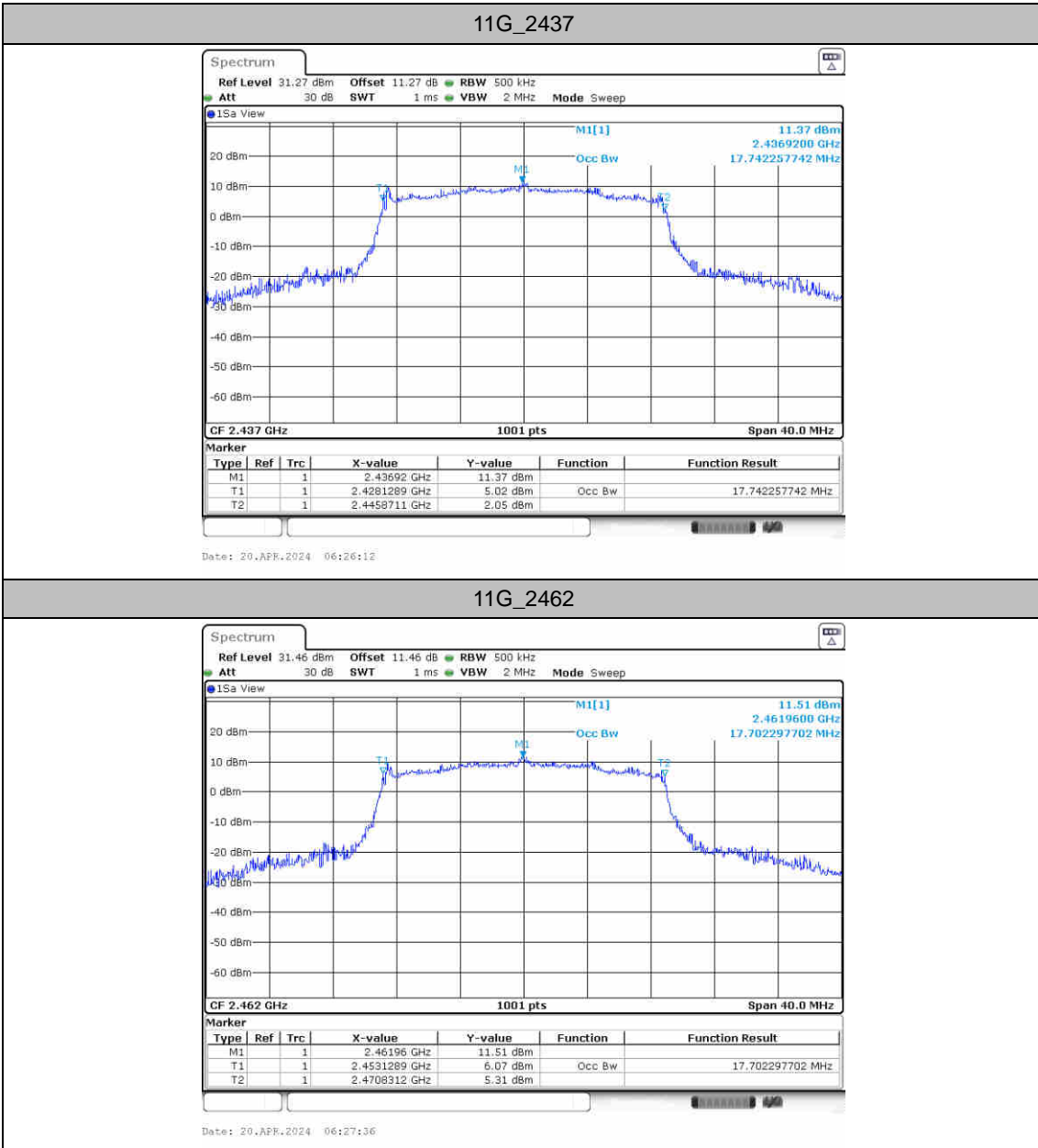
TestMode	Freq(MHz)	OCB [MHz]	FL[MHz]	FH[MHz]
11B	2412	13.986	2405.1269	2419.1129
	2437	13.986	2430.0470	2444.0330
	2462	13.986	2455.0470	2469.0330
11G	2412	17.662	2403.1688	2420.8312
	2437	17.742	2428.1289	2445.8711
	2462	17.702	2453.1289	2470.8312
11N20SISO	2412	18.501	2402.8092	2421.3107
	2437	18.541	2427.7692	2446.3107
	2462	18.462	2452.7692	2471.2308

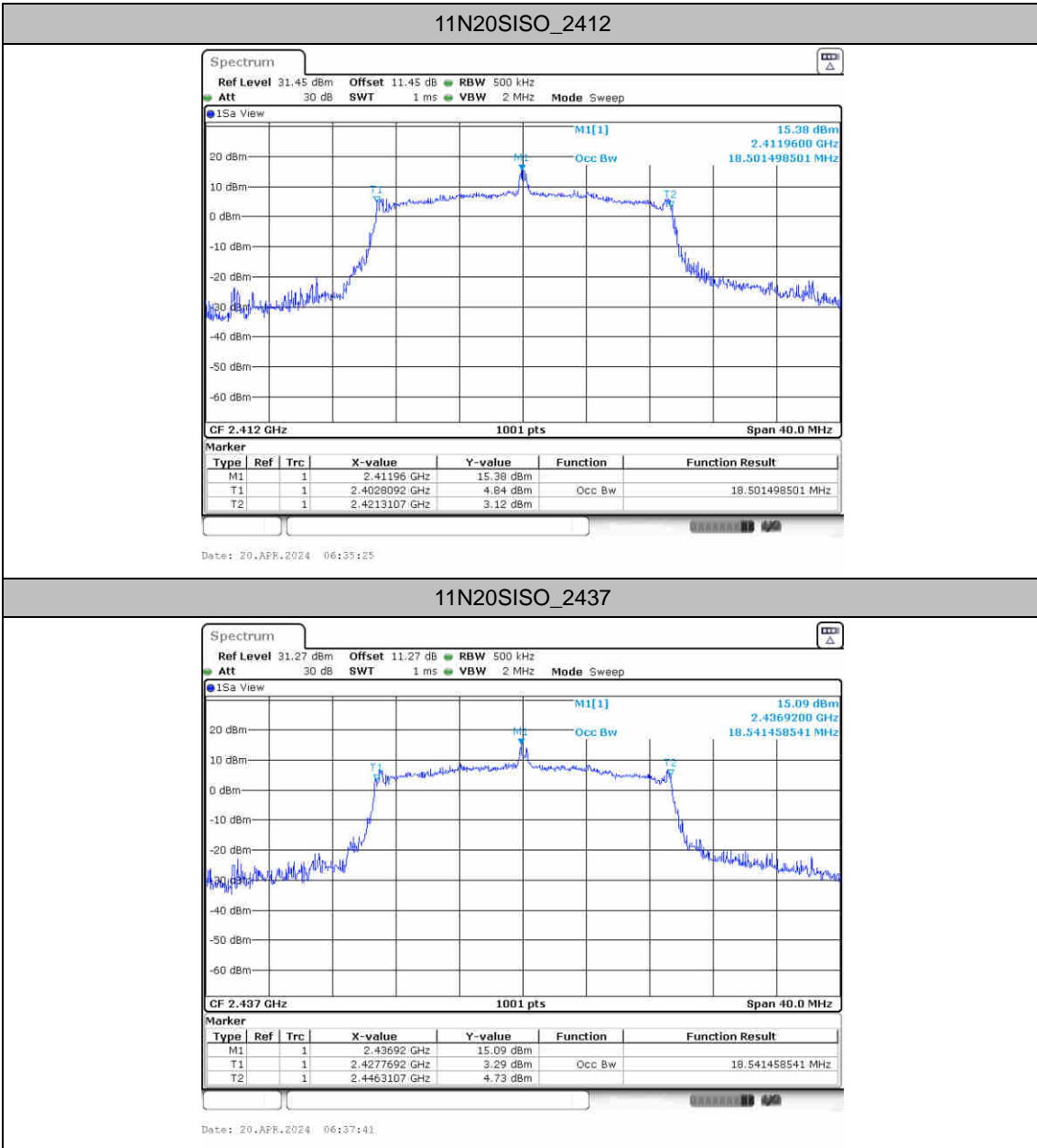


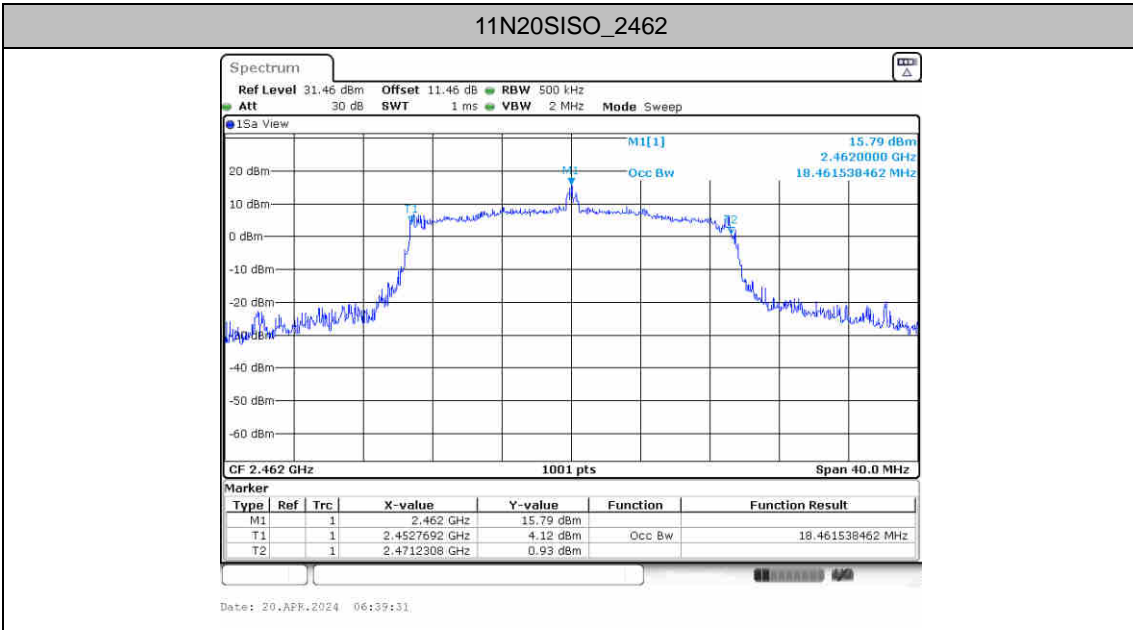
Test Graphs













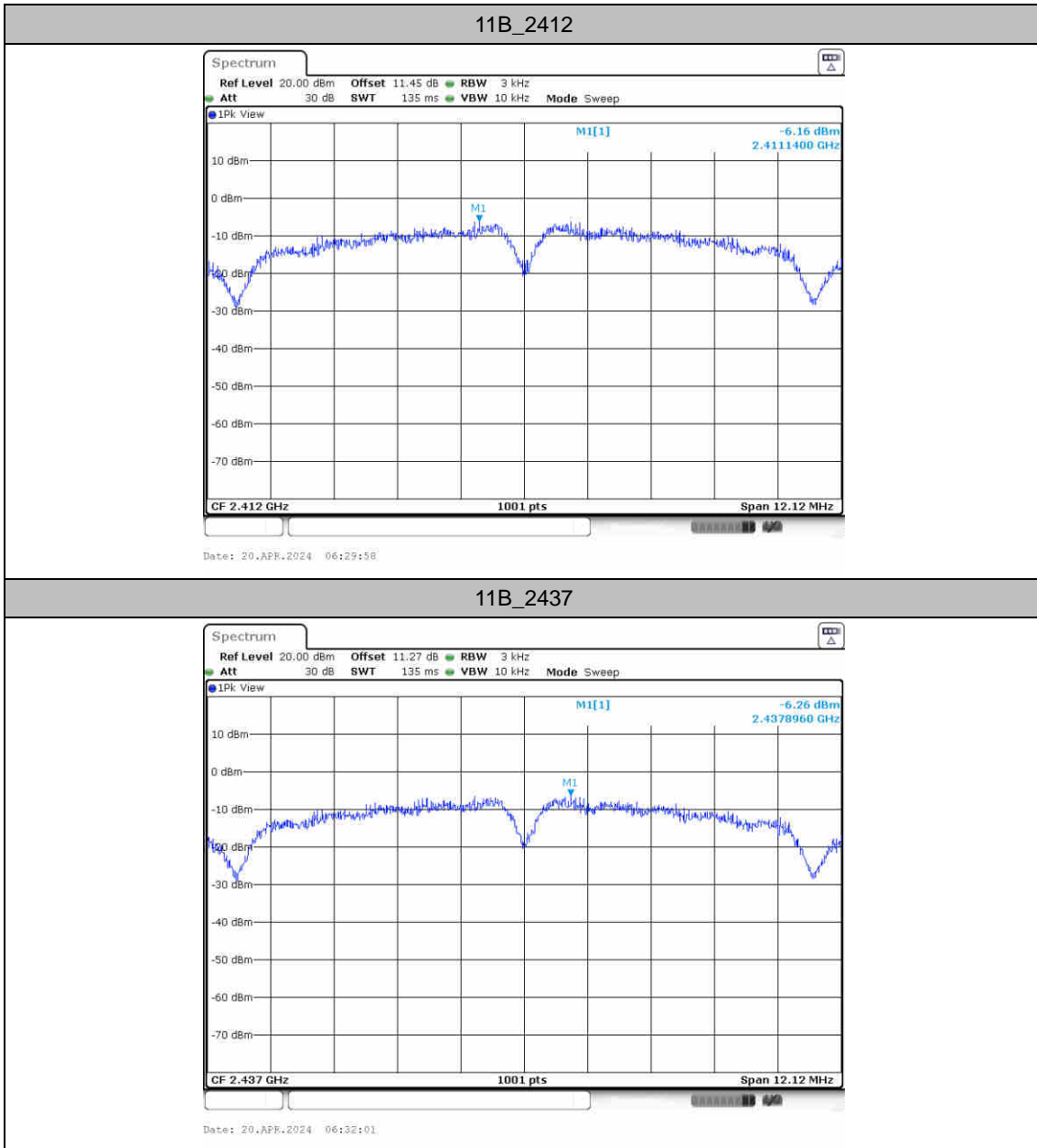
Maximum power spectral density

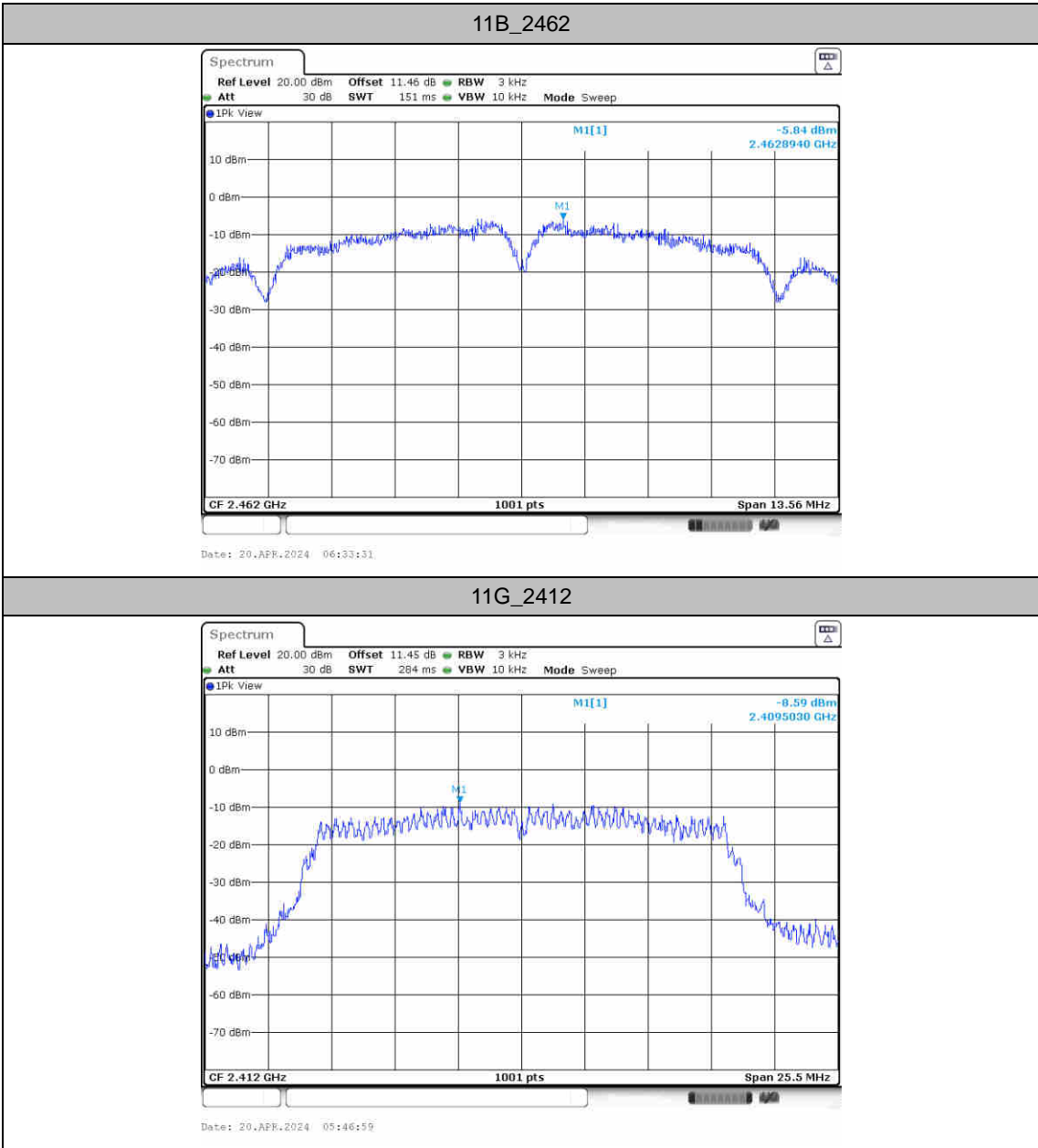
Test Result

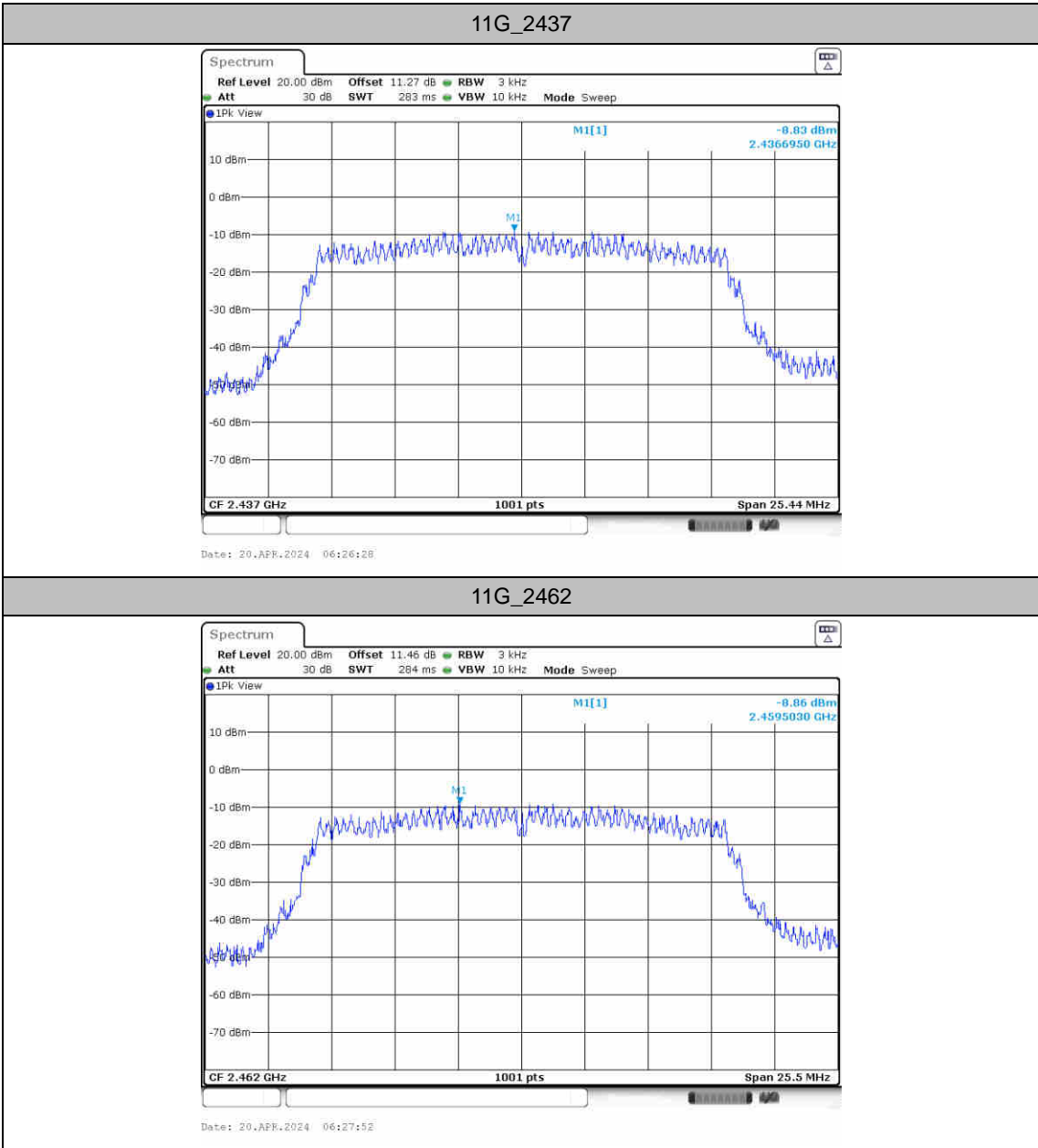
TestMode	Freq(MHz)	Result [dBm/3kHz]	Limit [dBm/3kHz]	Verdict
11B	2412	-6.16	≤8.00	PASS
	2437	-6.26	≤8.00	PASS
	2462	-5.84	≤8.00	PASS
11G	2412	-8.59	≤8.00	PASS
	2437	-8.83	≤8.00	PASS
	2462	-8.86	≤8.00	PASS
11N20SISO	2412	-10.09	≤8.00	PASS
	2437	-9.71	≤8.00	PASS
	2462	-8.53	≤8.00	PASS

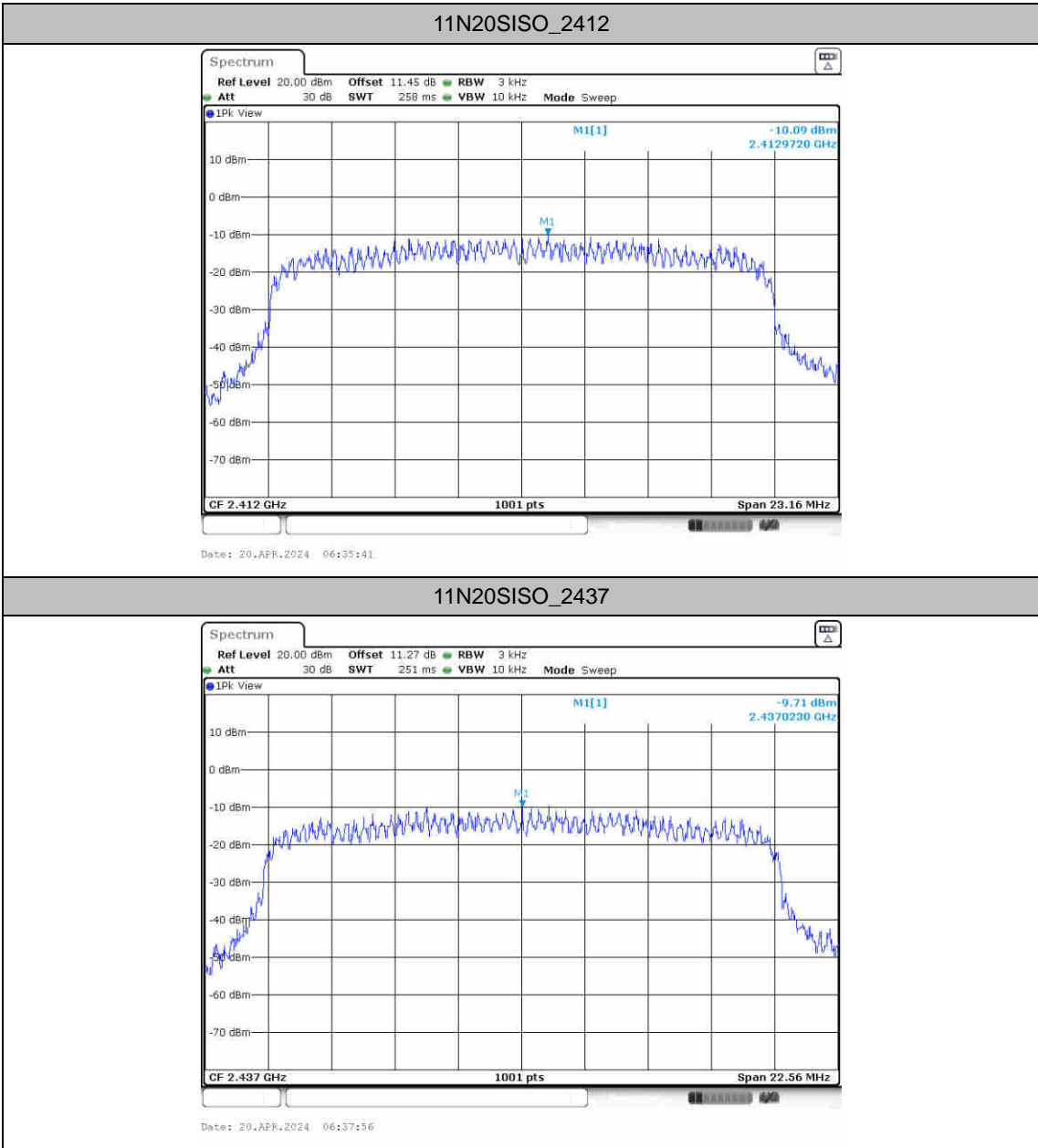


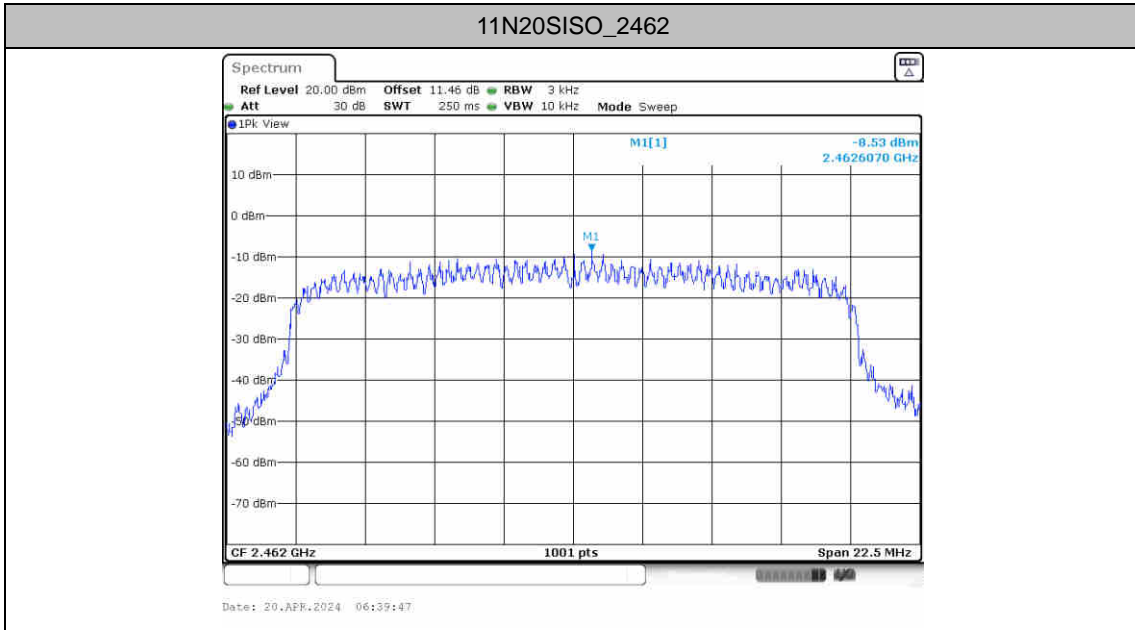
Test Graphs













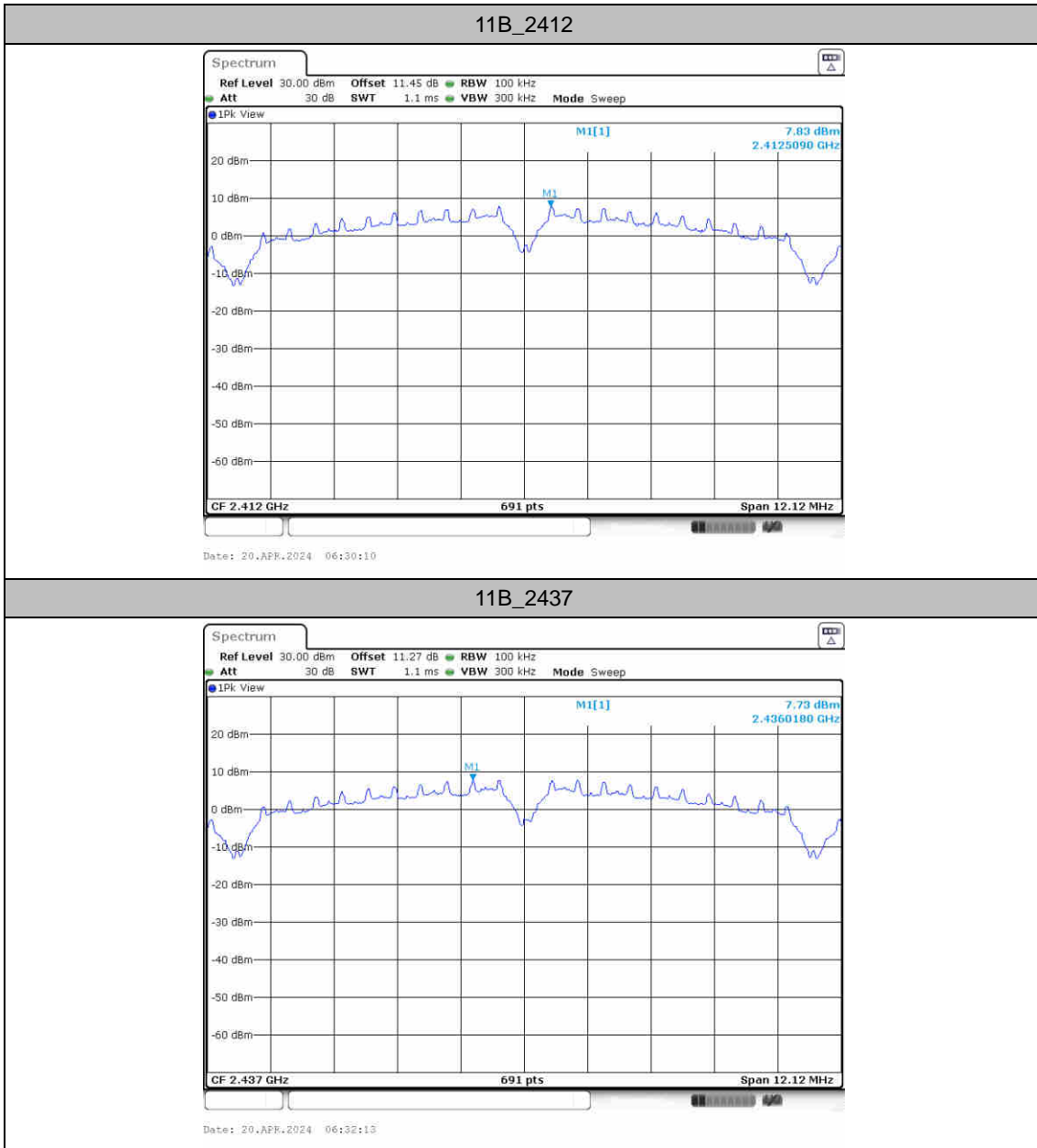
Reference level measurement (100K PSD)

Test Result

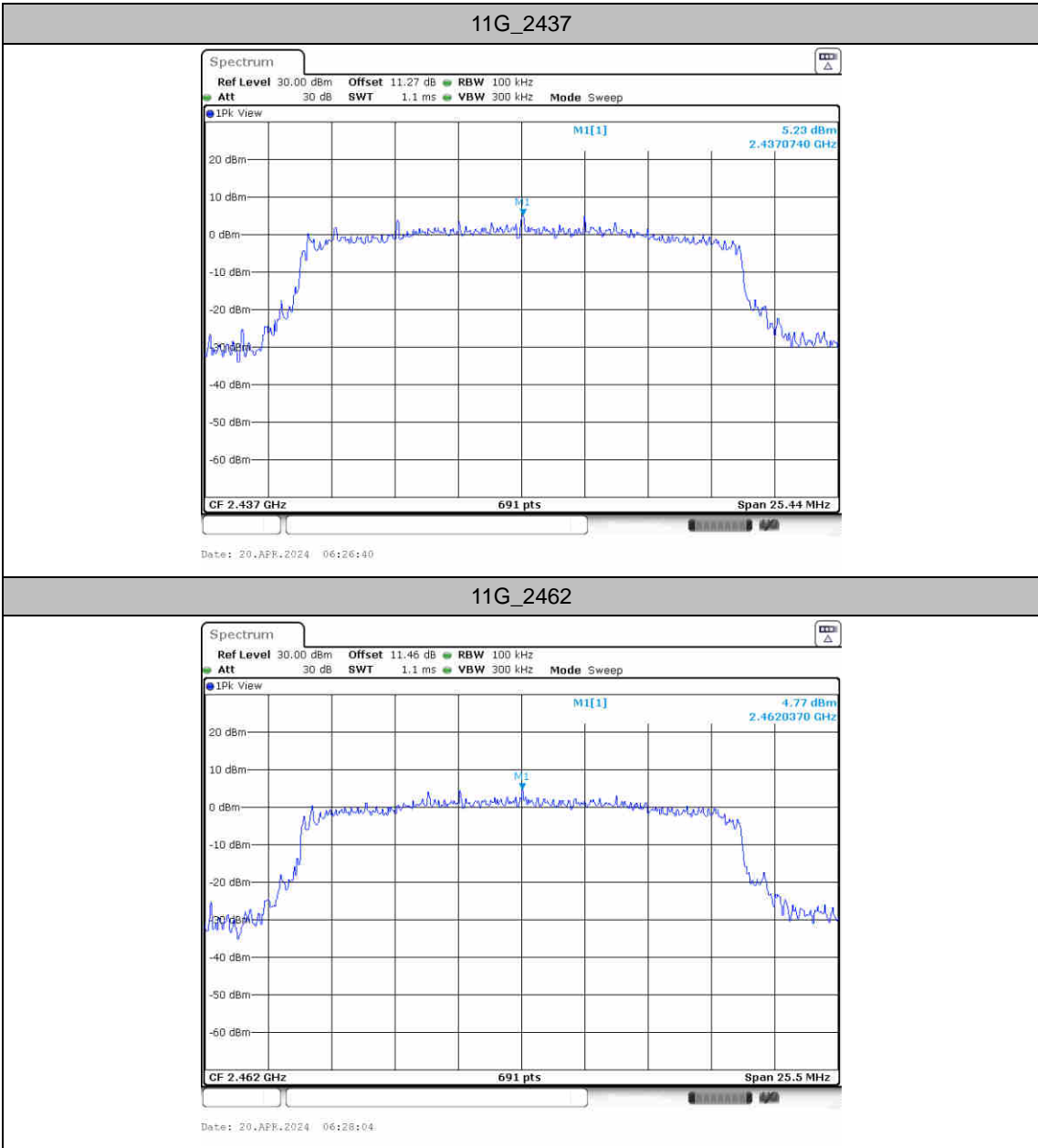
TestMode	Freq(MHz)	Max.Point[MHz]	Result[dBm/100KHz]
11B	2412	2412.51	7.83
	2437	2436.02	7.73
	2462	2461.02	8.04
11G	2412	2412.04	4.43
	2437	2437.07	5.23
	2462	2462.04	4.77
11N20SISO	2412	2412.07	8.39
	2437	2436.90	6.02
	2462	2462.13	6.43

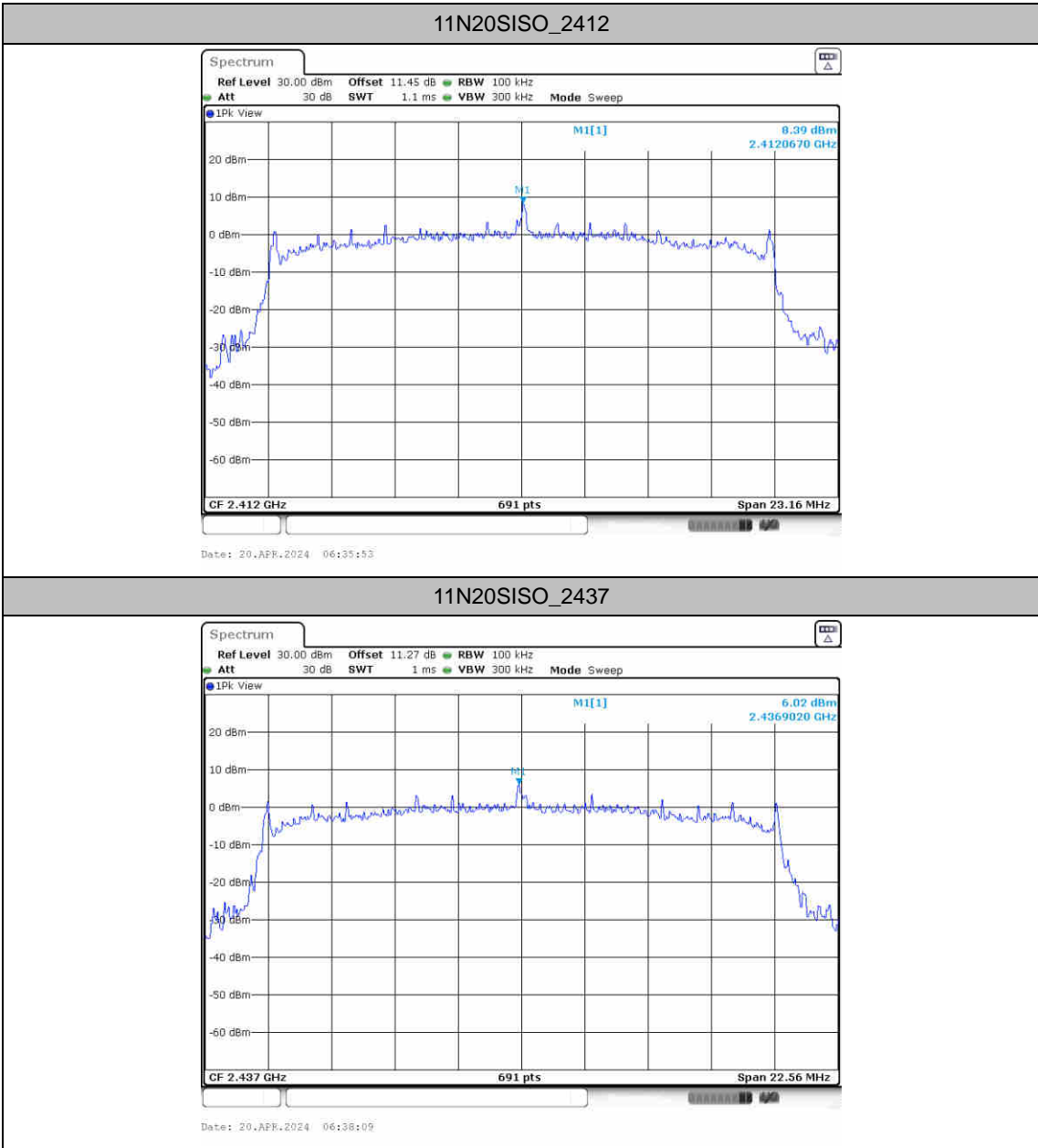


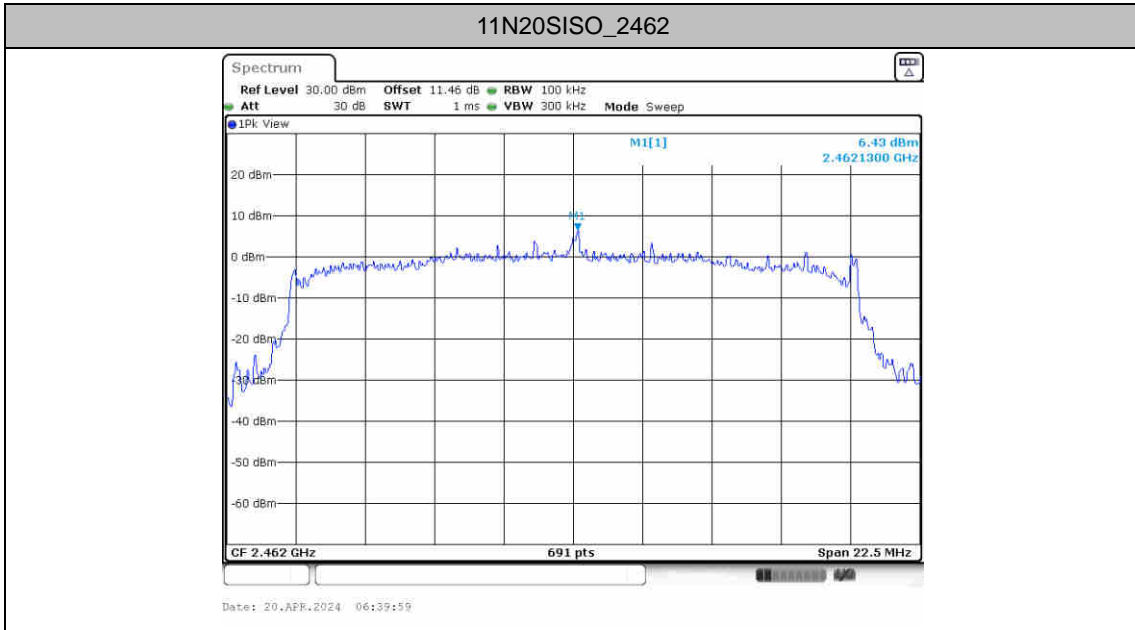
Test Graphs













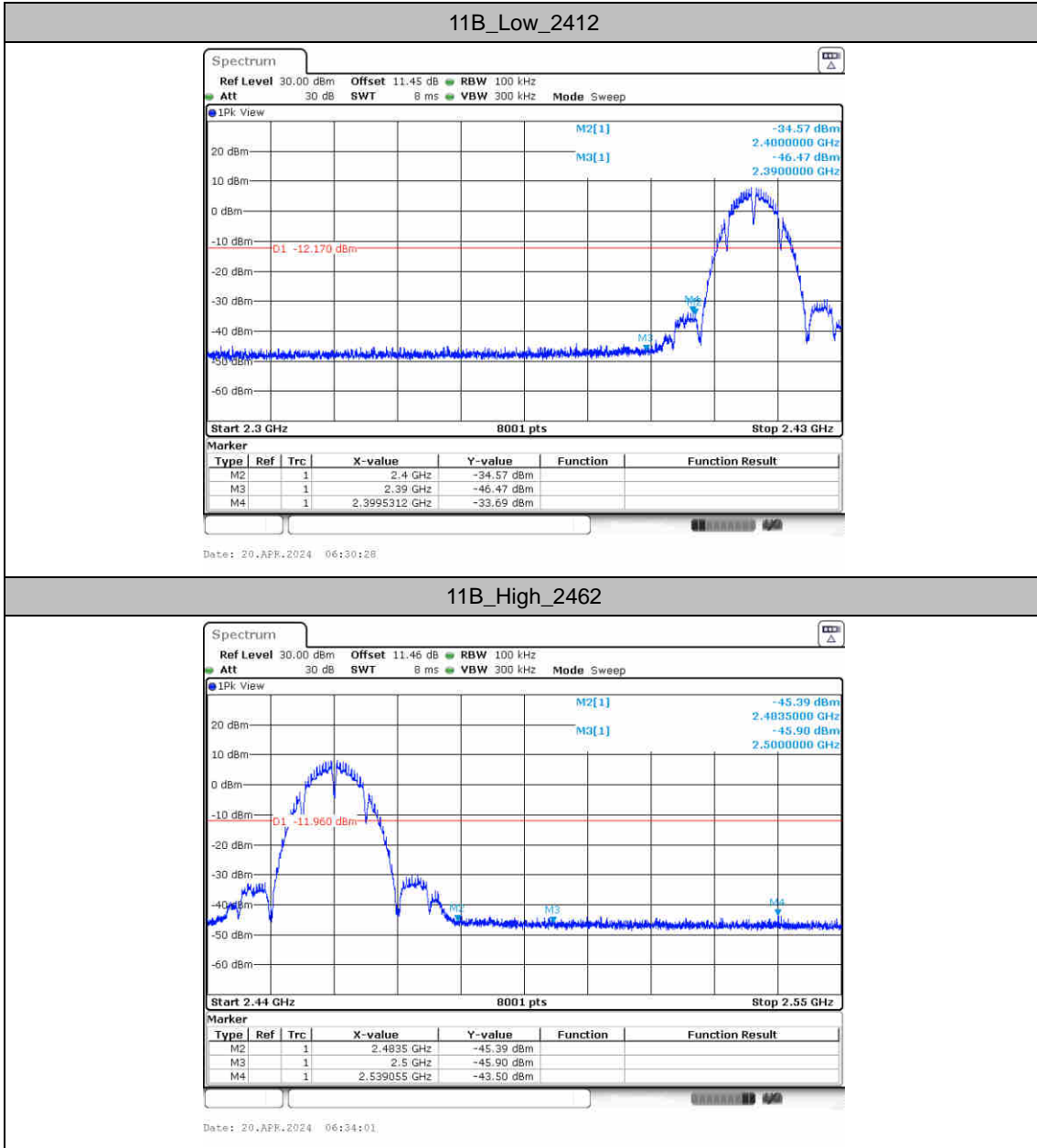
Band edge measurements

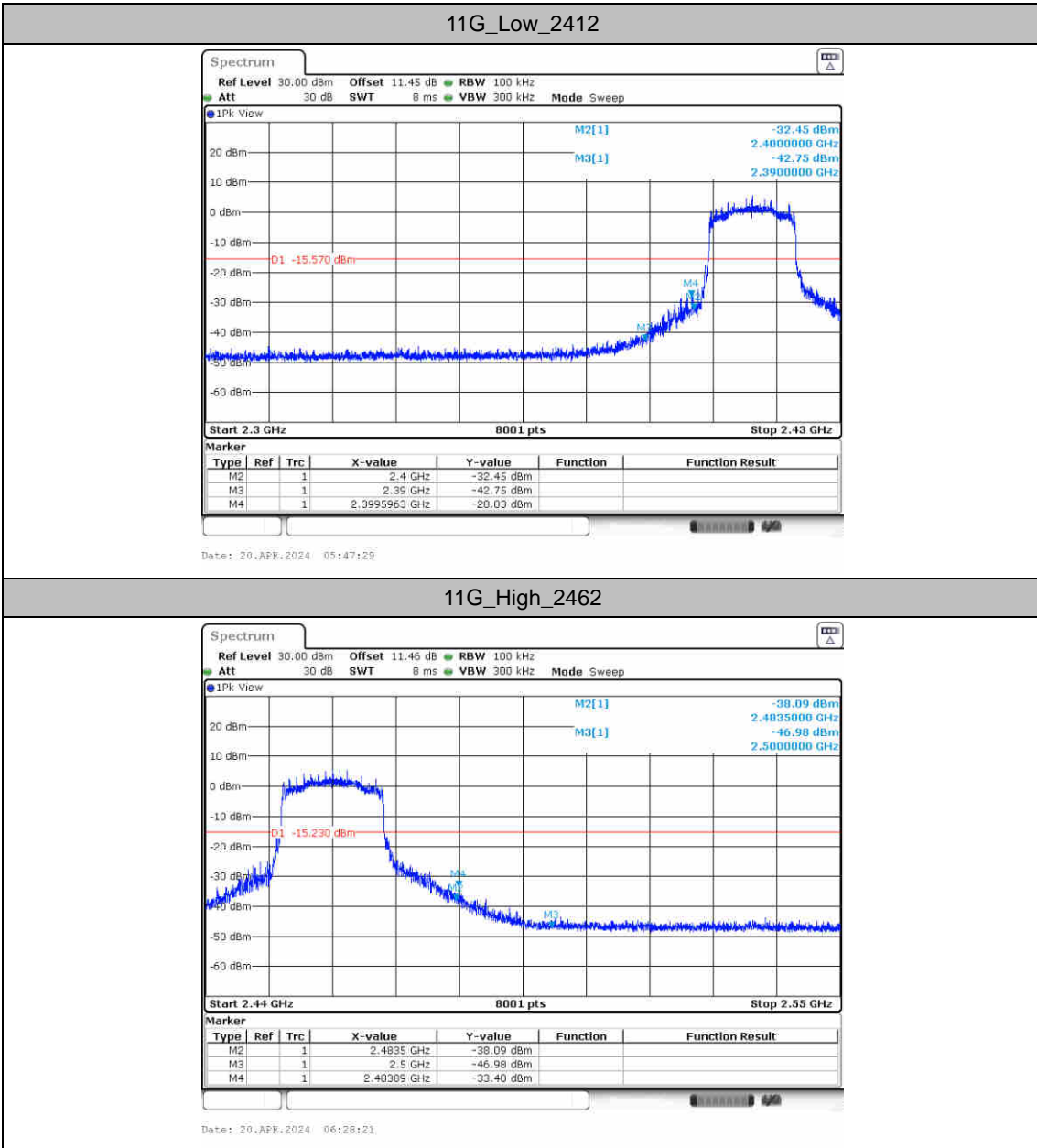
Test Result

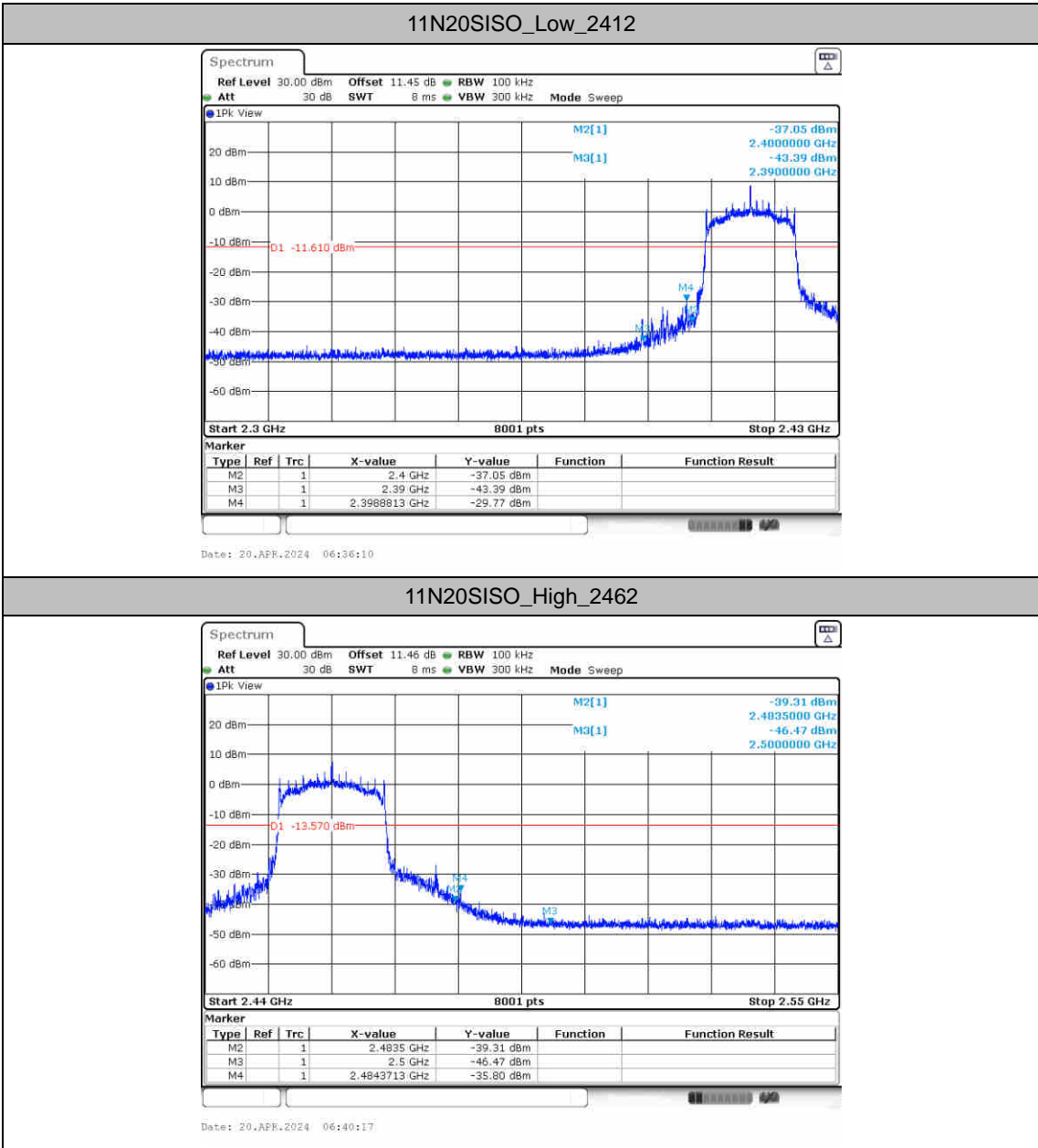
TestMode	ChName	Freq(MHz)	RefLevel[dBm /100KHz]	Result[dBm /100KHz]	Limit[dBm /100KHz]	Verdict
11B	Low	2412	7.83	-33.69	≤-12.17	PASS
	High	2462	8.04	-43.5	≤-11.96	PASS
11G	Low	2412	4.43	-28.03	≤-15.57	PASS
	High	2462	4.77	-33.4	≤-15.23	PASS
11N20SISO	Low	2412	8.39	-29.77	≤-11.61	PASS
	High	2462	6.43	-35.8	≤-13.57	PASS



Test Graphs









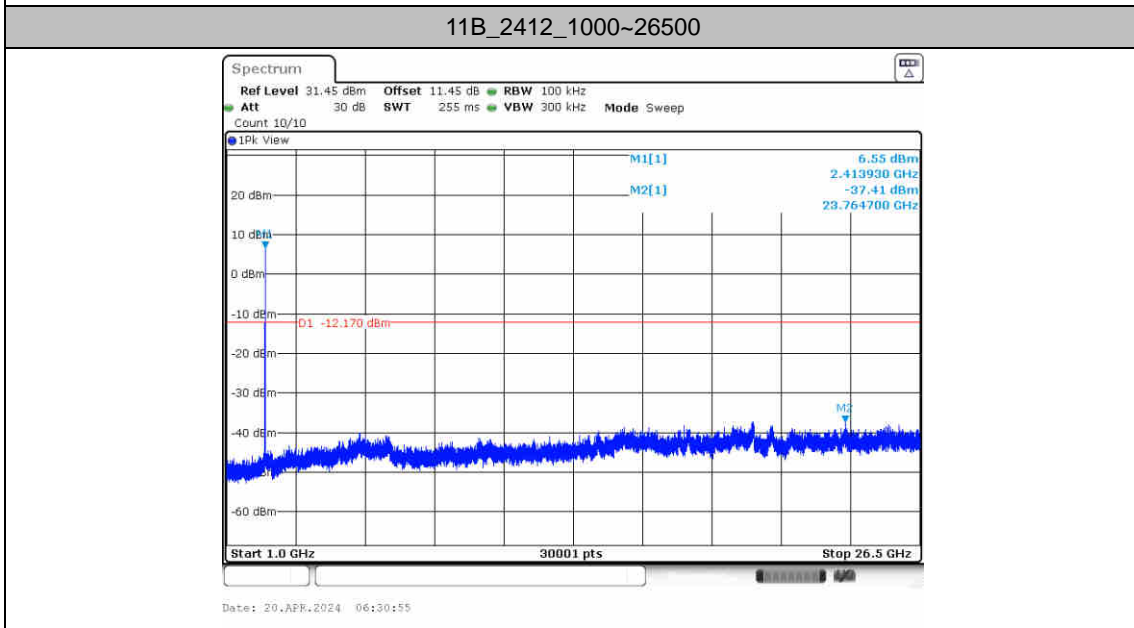
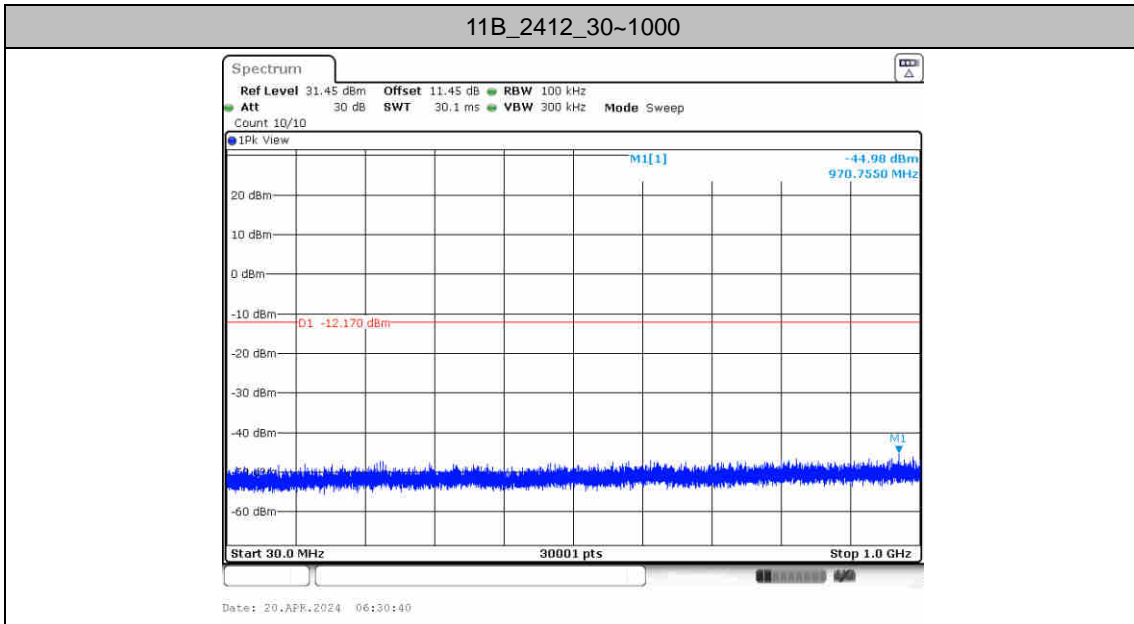
Conducted Spurious Emission

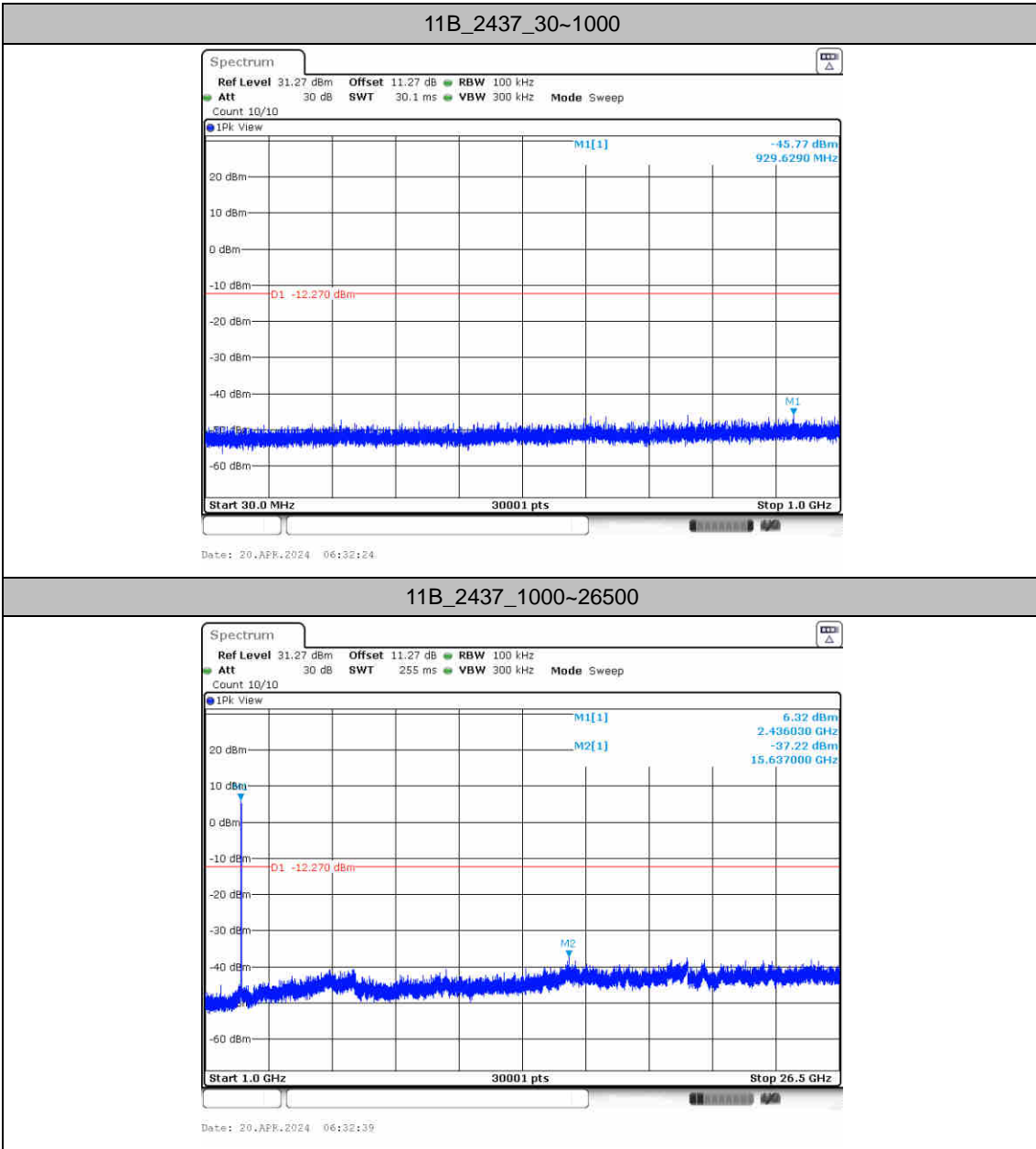
Test Result

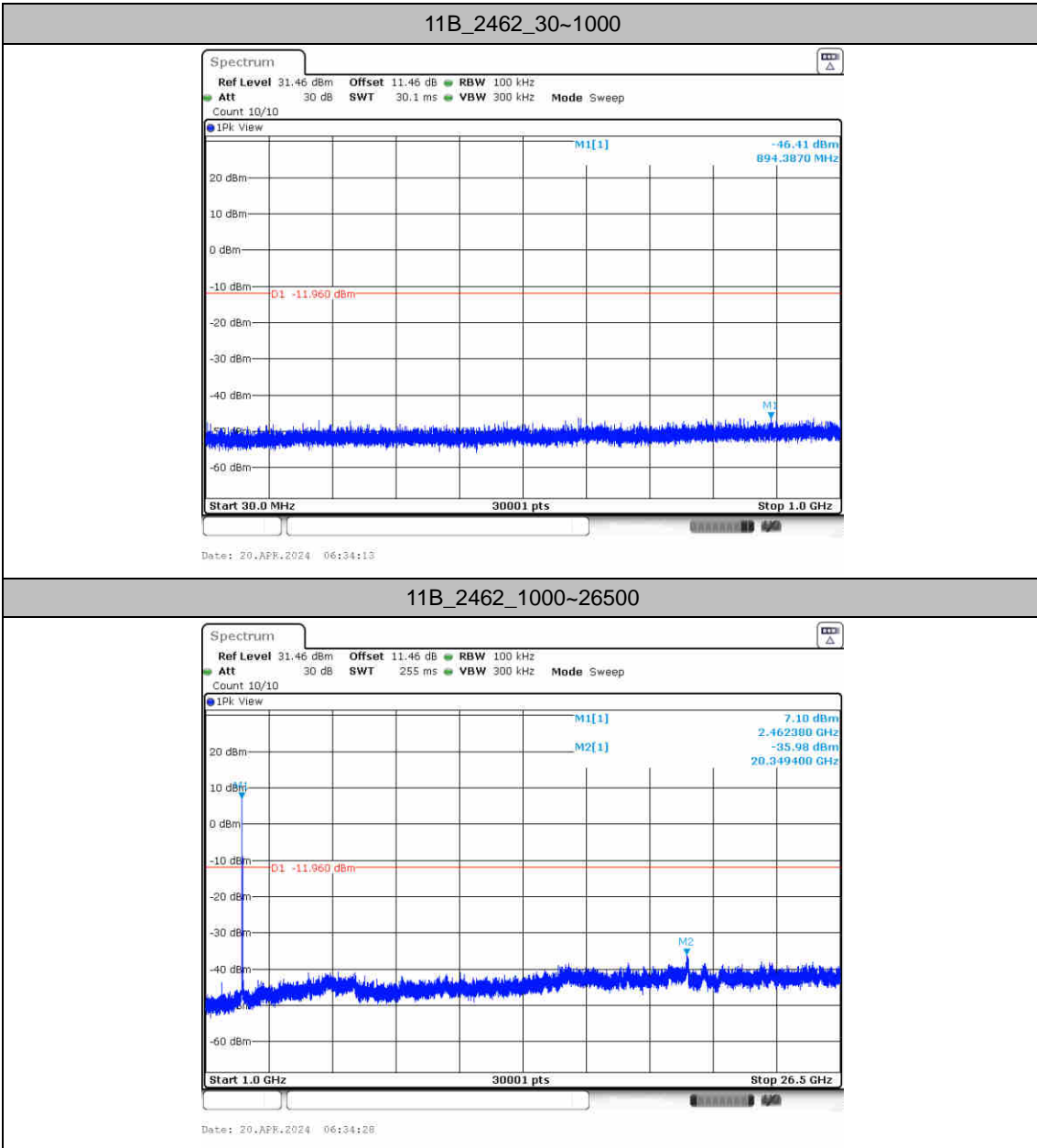
TestMode	Freq(MHz)	FreqRange [Mhz]	RefLevel [dBm/100KHz]	Result [dBm/100KHz]	Limit [dBm/100KHz]	Verdict
11B	2412	30~1000	7.83	-44.98	≤-12.17	PASS
		1000~26500	7.83	-37.41	≤-12.17	PASS
	2437	30~1000	7.73	-45.77	≤-12.27	PASS
		1000~26500	7.73	-37.22	≤-12.27	PASS
	2462	30~1000	8.04	-46.41	≤-11.96	PASS
		1000~26500	8.04	-35.98	≤-11.96	PASS
11G	2412	30~1000	4.43	-46.43	≤-15.57	PASS
		1000~26500	4.43	-36.03	≤-15.57	PASS
	2437	30~1000	5.23	-46.63	≤-14.77	PASS
		1000~26500	5.23	-36.36	≤-14.77	PASS
	2462	30~1000	4.77	-45.54	≤-15.23	PASS
		1000~26500	4.77	-36.6	≤-15.23	PASS
11N20SISO	2412	30~1000	8.39	-46.09	≤-11.61	PASS
		1000~26500	8.39	-37.04	≤-11.61	PASS
	2437	30~1000	6.02	-46.84	≤-13.98	PASS
		1000~26500	6.02	-37.16	≤-13.98	PASS
	2462	30~1000	6.43	-46.27	≤-13.57	PASS
		1000~26500	6.43	-36.83	≤-13.57	PASS

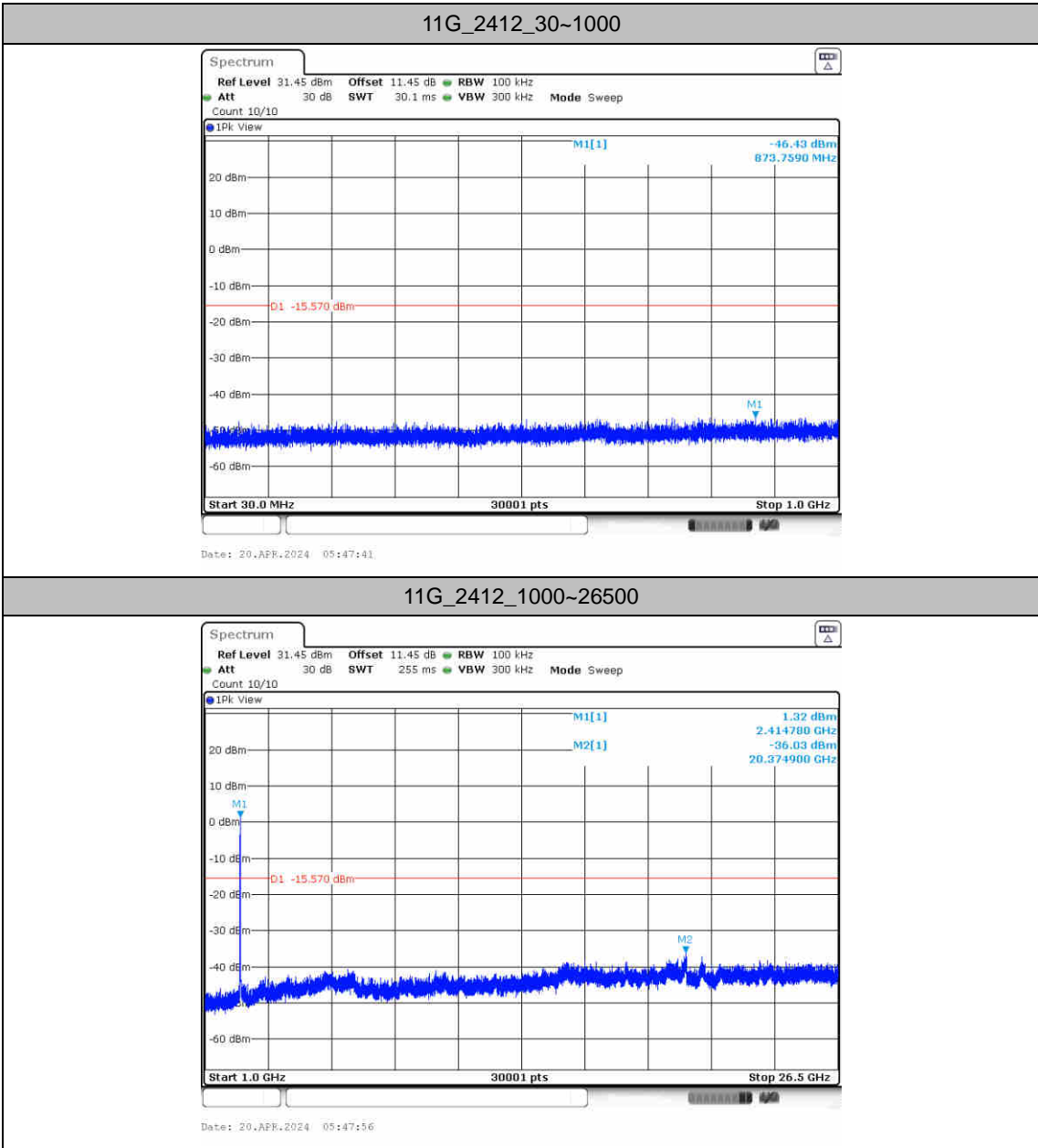


Test Graphs



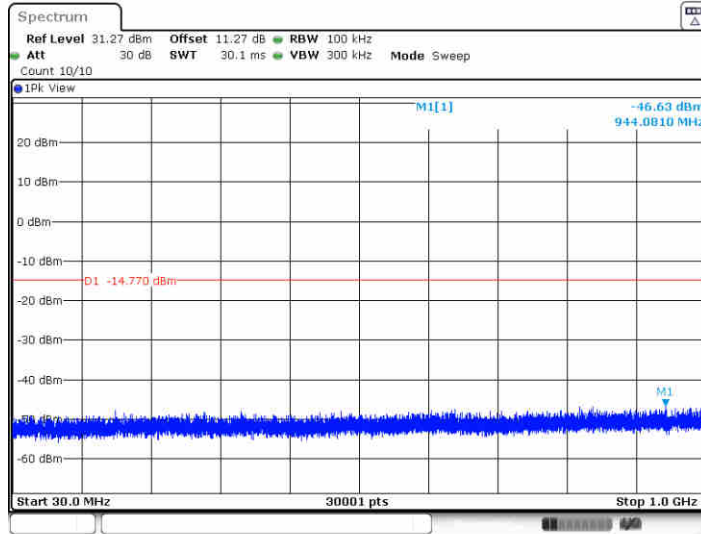






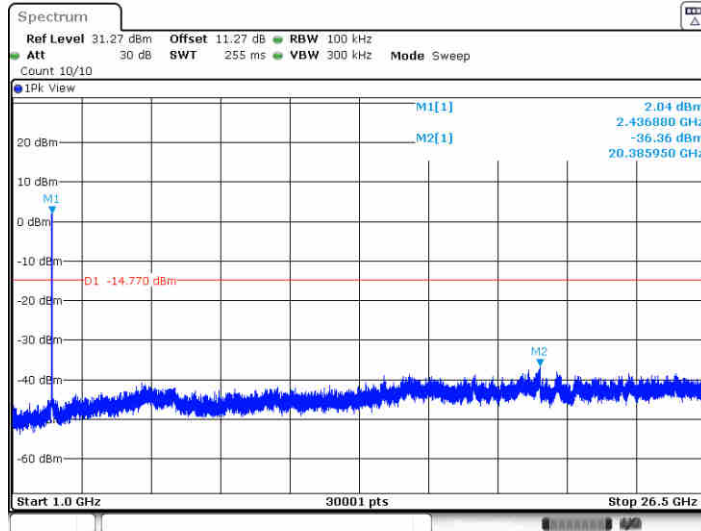


11G_2437_30~1000

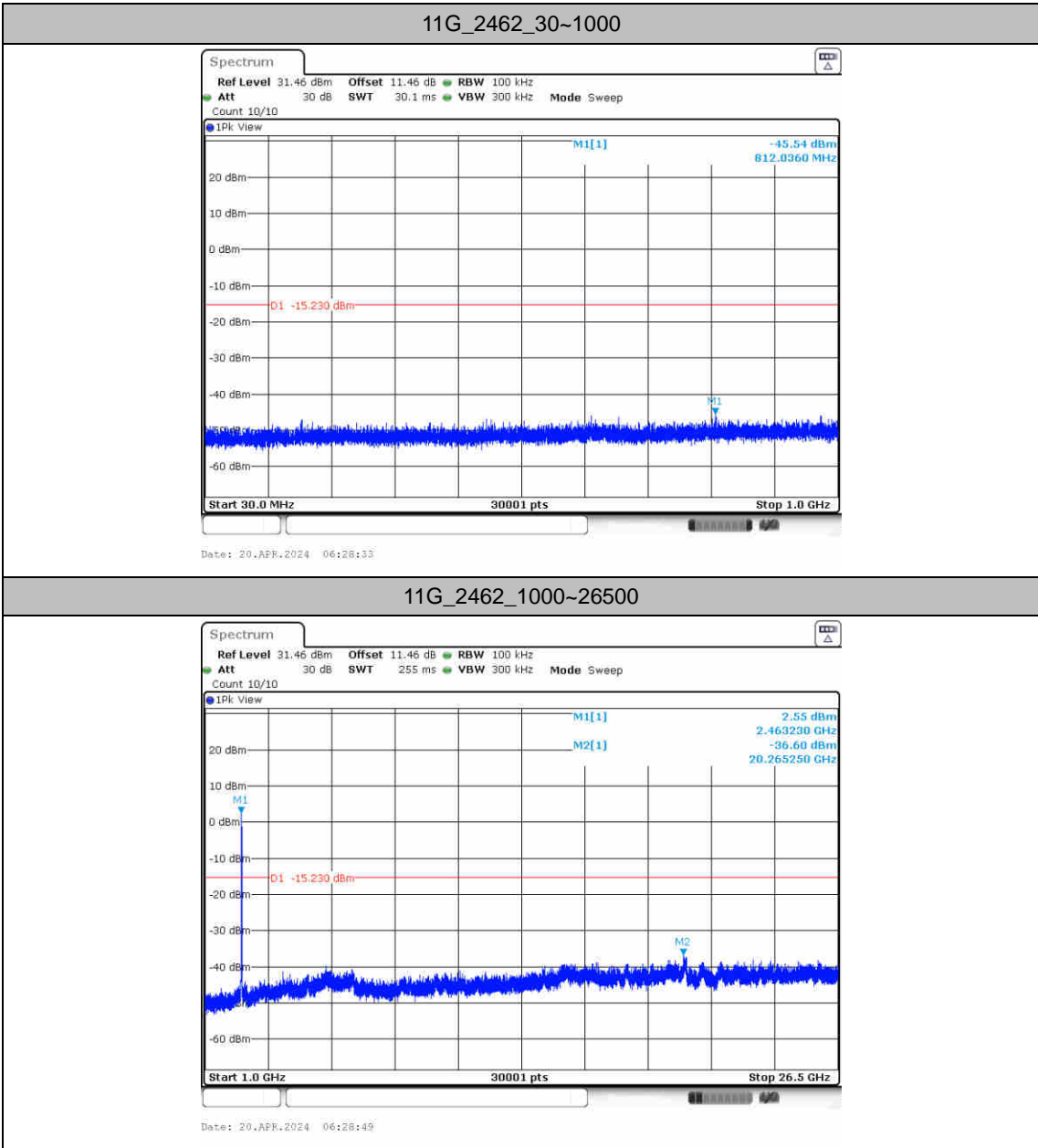


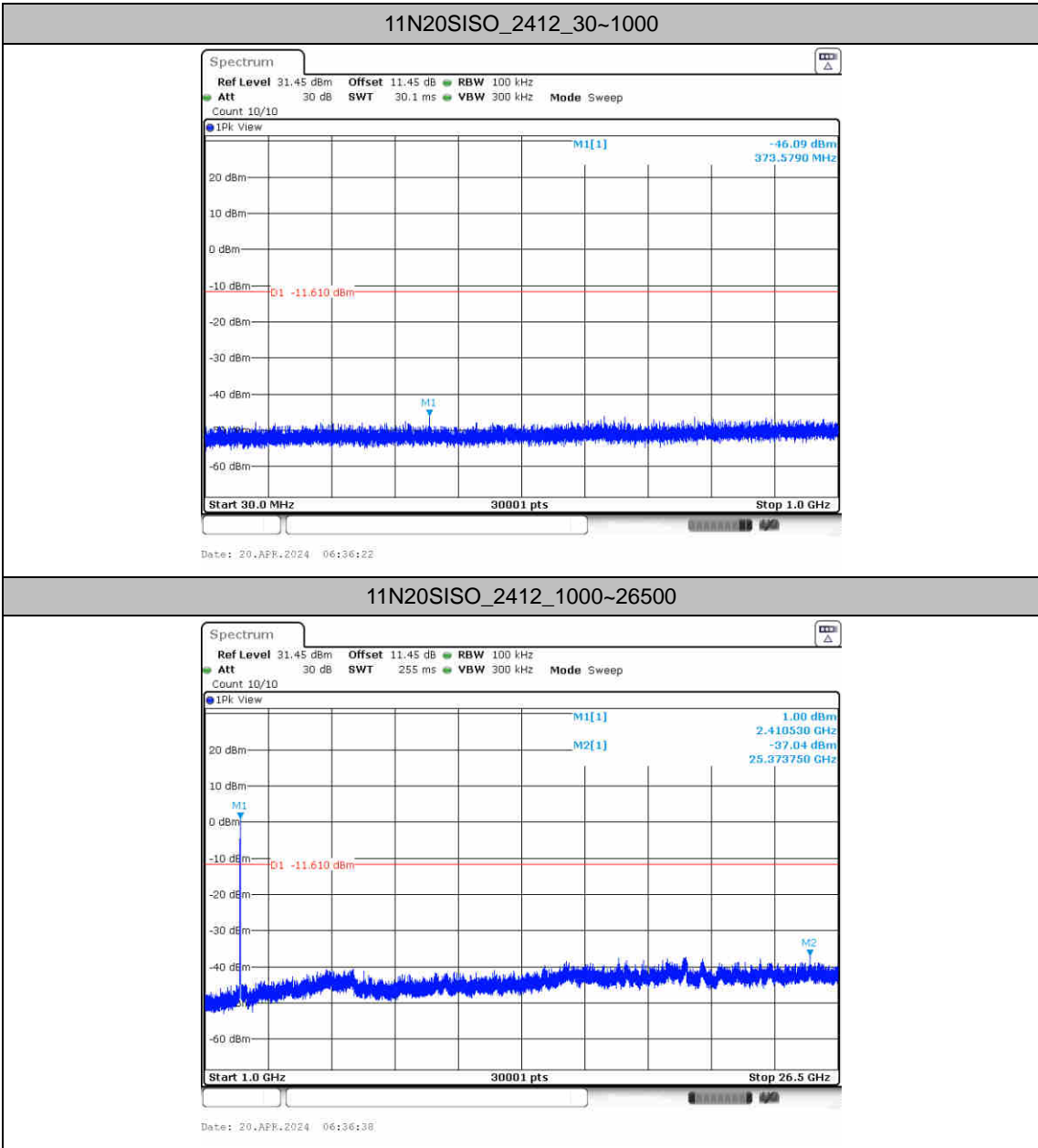
Date: 20.APR.2024 06:26:51

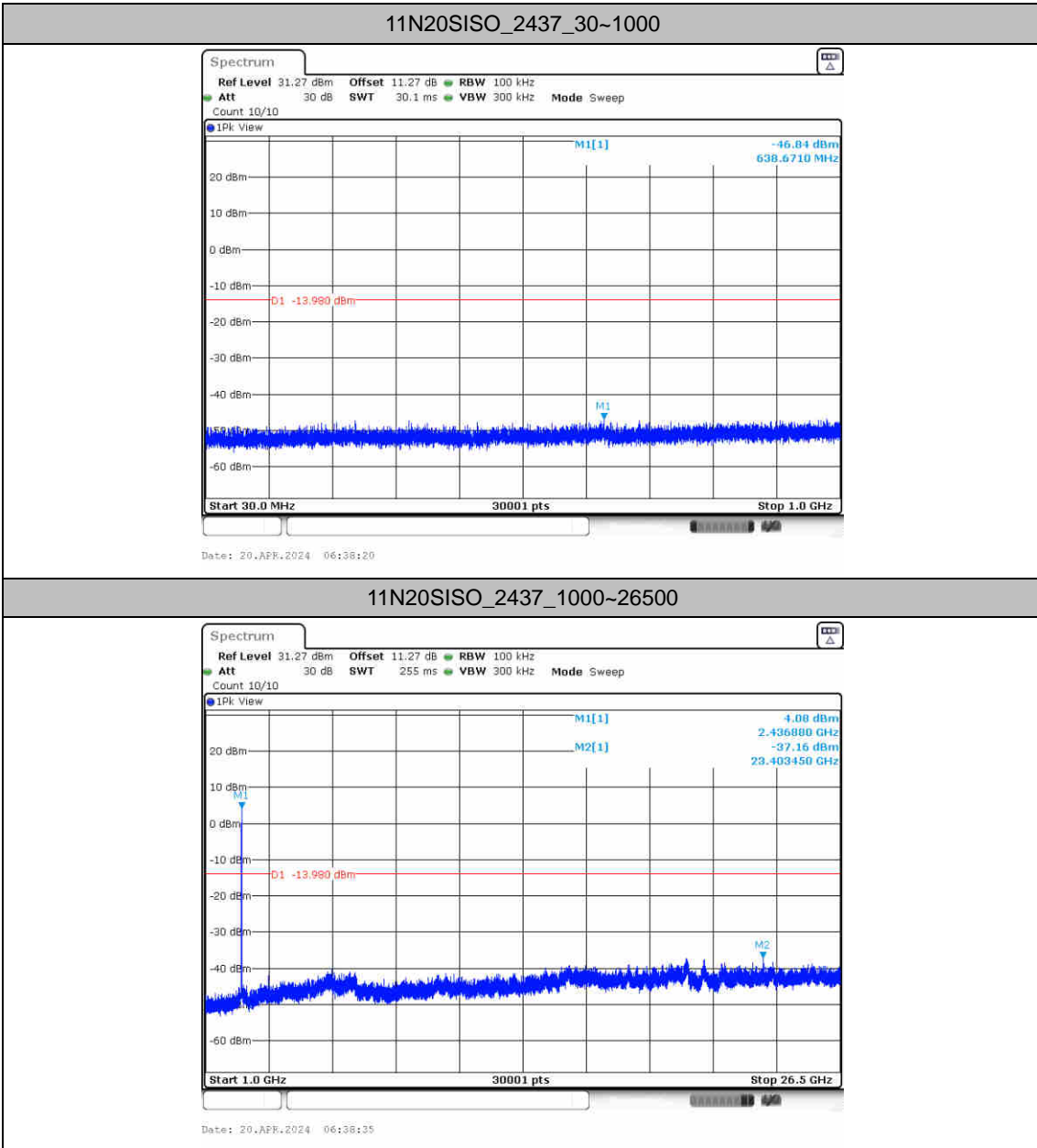
11G_2437_1000~26500

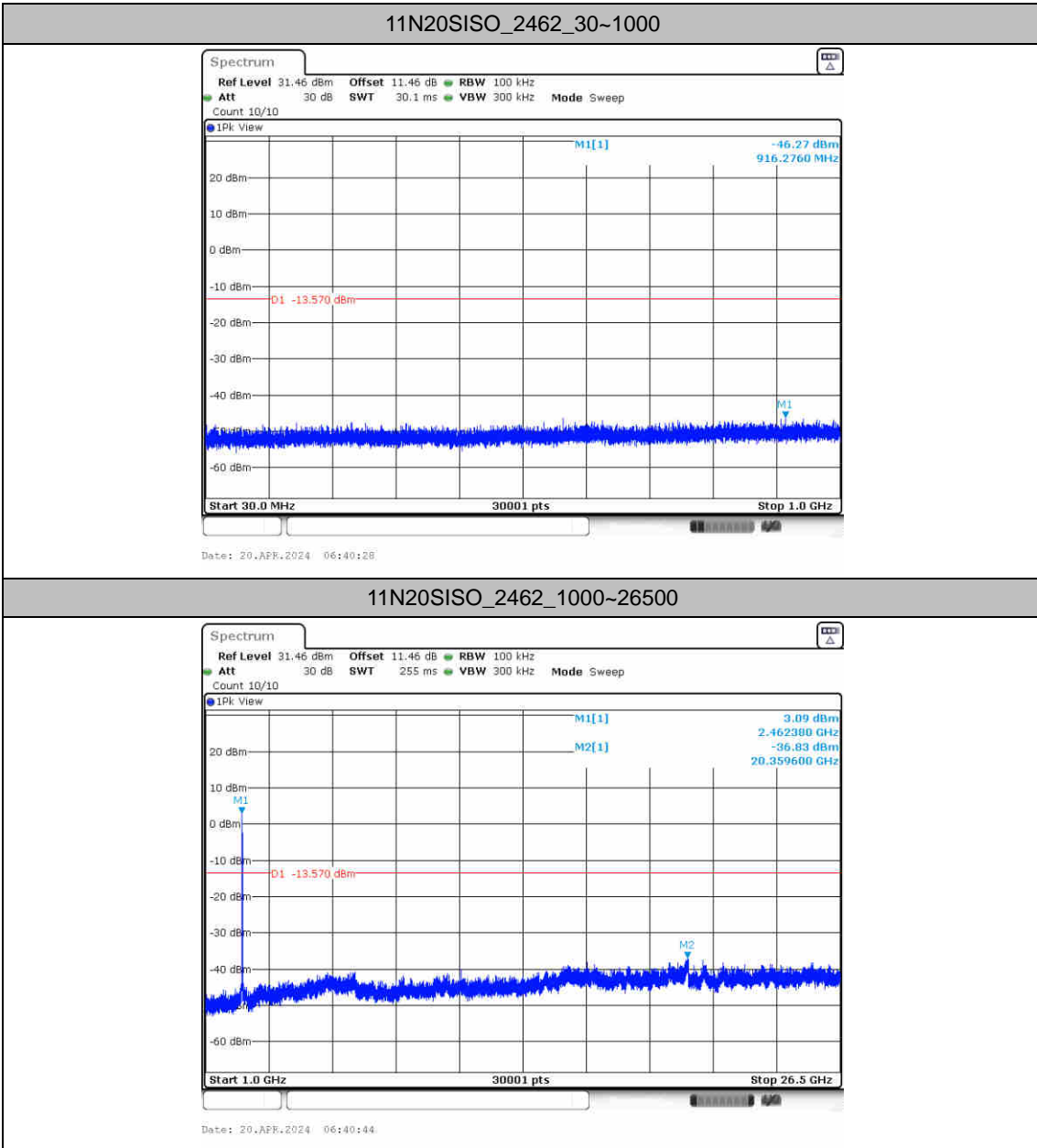


Date: 20.APR.2024 06:27:06





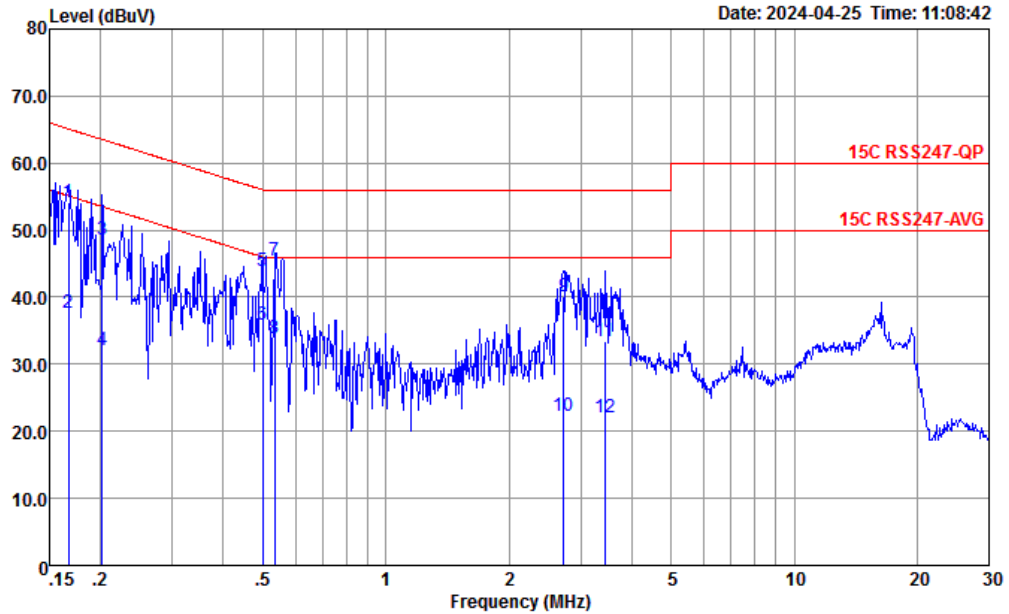






Appendix B. AC Conducted Emission Test Results

Test Engineer :	Amos	Temperature :	25.3~26.2°C
		Relative Humidity :	38~40%
Test Voltage :	120Vac / 60Hz	Phase :	Line
Remark :	All emissions not reported here are more than 10 dB below the prescribed limit.		

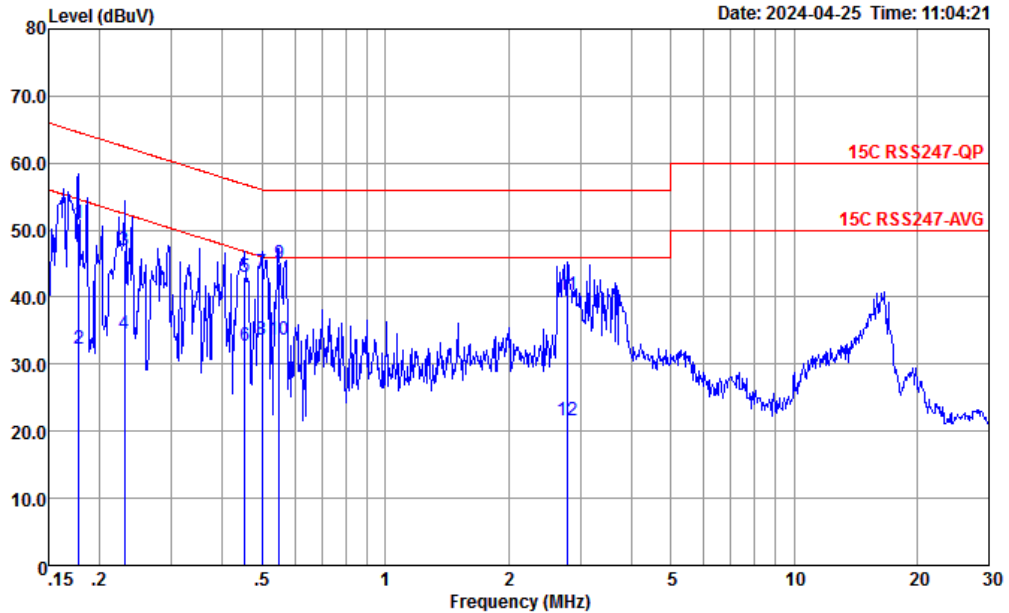


Site : CO01-KS
 Condition : 15C RSS247-QP LISN-060105-L 2023 LINE

	Freq	Level	Over Limit	Limit Line	Read Level	LISN Factor	Cable Loss	Remark
	MHz	dBuV	dB	dBuV	dBuV	dB	dB	
1	0.167	54.06	-11.06	65.12	43.60	0.04	10.42	QP
2	0.167	37.66	-17.46	55.12	27.20	0.04	10.42	Average
3	0.202	48.64	-14.90	63.54	38.20	0.03	10.41	QP
4	0.202	32.04	-21.50	53.54	21.60	0.03	10.41	Average
5	0.499	43.99	-12.02	56.01	33.80	-0.03	10.22	QP
6 *	0.499	35.79	-10.22	46.01	25.60	-0.03	10.22	Average
7	0.535	45.37	-10.63	56.00	35.21	-0.04	10.20	QP
8	0.535	33.77	-12.23	46.00	23.61	-0.04	10.20	Average
9	2.721	40.18	-15.82	56.00	30.20	-0.09	10.07	QP
10	2.721	22.18	-23.82	46.00	12.20	-0.09	10.07	Average
11	3.436	33.47	-22.53	56.00	23.50	-0.10	10.07	QP
12	3.436	22.17	-23.83	46.00	12.20	-0.10	10.07	Average



Test Engineer :	Amos	Temperature :	25.3~26.2°C
		Relative Humidity :	38~40%
Test Voltage :	120Vac / 60Hz	Phase :	Neutral
Remark :	All emissions not reported here are more than 10 dB below the prescribed limit.		



Site : CO01-KS
 Condition : 15C RSS247-QP LISN-060105-N 2023 NEUTRAL

	Freq	Level	Over	Limit	Read	LISN	Cable	Remark
	MHz	dBuV	Limit	Line	Level	Factor	Loss	
			dB	dBuV	dBuV	dB	dB	
1	0.178	50.96	-13.63	64.59	40.50	0.05	10.41	QP
2	0.178	32.36	-22.23	54.59	21.90	0.05	10.41	Average
3	0.230	47.00	-15.44	62.44	36.60	0.02	10.38	QP
4	0.230	34.60	-17.84	52.44	24.20	0.02	10.38	Average
5	0.454	43.08	-13.72	56.80	32.89	-0.06	10.25	QP
6	0.454	32.68	-14.12	46.80	22.49	-0.06	10.25	Average
7	0.499	43.65	-12.36	56.01	33.50	-0.07	10.22	QP
8	0.499	33.75	-12.26	46.01	23.60	-0.07	10.22	Average
9 *	0.549	45.03	-10.97	56.00	34.90	-0.07	10.20	QP
10	0.549	33.63	-12.37	46.00	23.50	-0.07	10.20	Average
11	2.794	40.44	-15.56	56.00	30.50	-0.13	10.07	QP
12	2.794	21.54	-24.46	46.00	11.60	-0.13	10.07	Average

Note:

1. Level(dBμV) = Read Level(dBμV) + LISN Factor(dB) + Cable Loss(dB)
2. Over Limit(dB) = Level(dBμV) – Limit Line(dBμV)



Appendix C Radiated Spurious Emission Test Data

Test Engineer :	Carry	Relative Humidity :	41~42%
		Temperature :	22~23°C

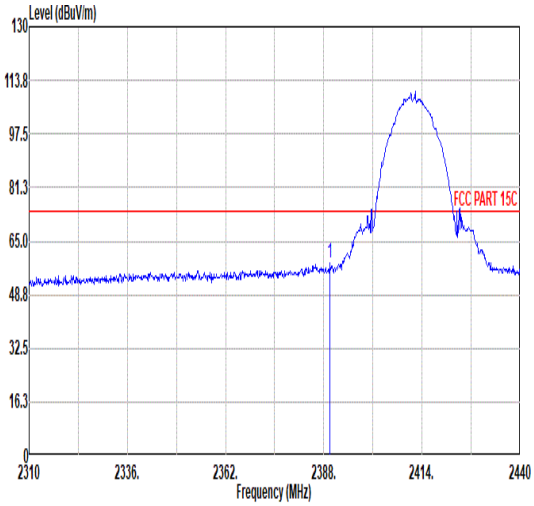
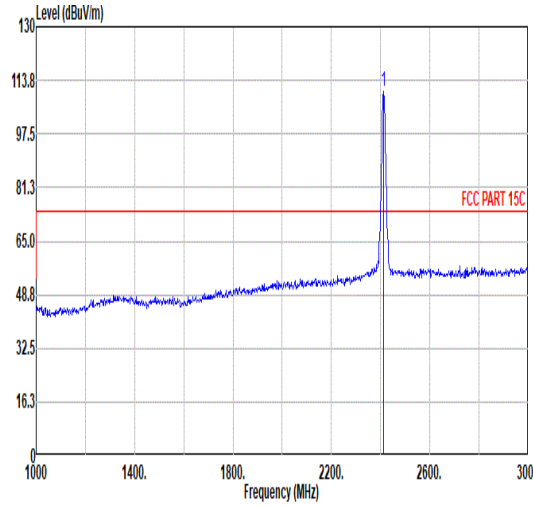
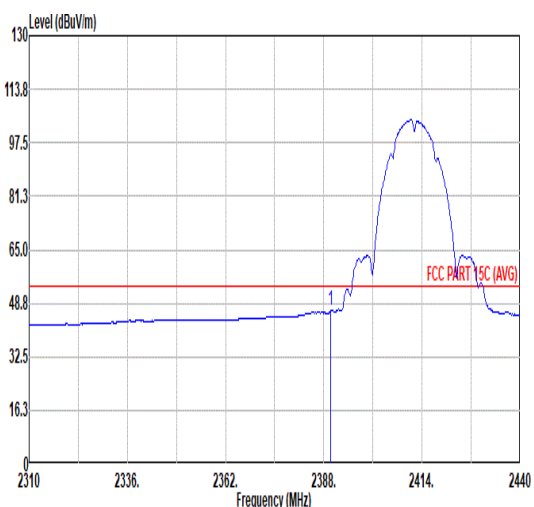
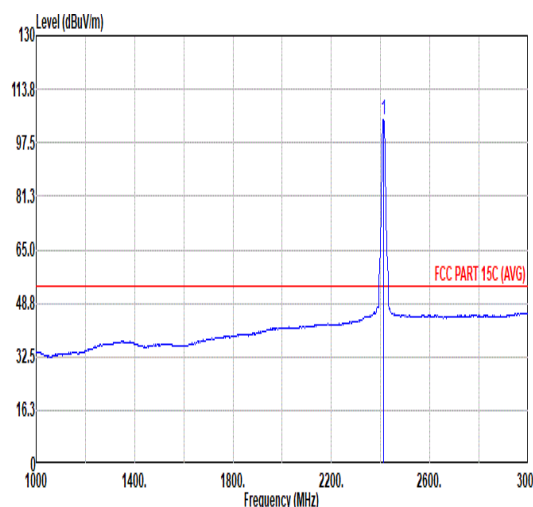
Radiated Spurious Emission Test Modes

Mode	Band (MHz)	Modulation	Channel	Frequency	Data Rate	Remark
Mode 1	2400-2483.5	802.11b	01	2412	1Mbps	-
Mode 2	2400-2483.5	802.11b	06	2437	1Mbps	-
Mode 3	2400-2483.5	802.11b	11	2462	1Mbps	-
Mode 4	2400-2483.5	802.11g	01	2412	6Mbps	-
Mode 5	2400-2483.5	802.11g	06	2437	6Mbps	-
Mode 6	2400-2483.5	802.11g	11	2462	6Mbps	-
Mode 7	2400-2483.5	802.11n HT20	01	2412	MCS0	-
Mode 8	2400-2483.5	802.11n HT20	06	2437	MCS0	-
Mode 9	2400-2483.5	802.11n HT20	11	2462	MCS0	-

Summary of each worse mode

Mode	Modulation	Ch.	Freq. (MHz)	Level (dBuV/m)	Limit (dBuV/m)	Margin (dB)	Pol.	Peak Avg.	Result	Remark
1	802.11b	01	2389.82	46.57	54.00	-7.43	H	AVERAGE	Pass	Band Edge
1	802.11b	01	6432.00	51.52	79.76	-28.24	V	Peak	Pass	Harmonic
2	802.11b	06	-	-	-	-	-	-	-	Band Edge
2	802.11b	06	6499.00	51.97	78.64	-26.67	V	Peak	Pass	Harmonic
3	802.11b	11	2483.68	44.72	54.00	-9.28	H	AVERAGE	Pass	Band Edge
3	802.11b	11	6565.00	52.99	76.99	-24.00	V	Peak	Pass	Harmonic
4	802.11g	01	2389.95	50.13	54.00	-3.87	H	AVERAGE	Pass	Band Edge
4	802.11g	01	6432.00	51.27	73.99	-22.72	V	Peak	Pass	Harmonic
5	802.11g	06	-	-	-	-	-	-	-	Band Edge
5	802.11g	06	6498.00	51.73	73.91	-22.18	V	Peak	Pass	Harmonic
6	802.11g	11	2483.50	47.33	54.00	-6.67	H	AVERAGE	Pass	Band Edge
6	802.11g	11	6565.00	52.97	69.27	-16.30	V	Peak	Pass	Harmonic
7	802.11n HT20	01	2389.95	48.02	54.00	-5.98	H	AVERAGE	Pass	Band Edge
7	802.11n HT20	01	6432.00	51.50	76.48	-24.98	V	Peak	Pass	Harmonic
8	802.11n HT20	06	-	-	-	-	-	-	-	Band Edge
8	802.11n HT20	06	6499.00	51.67	75.38	-23.71	V	Peak	Pass	Harmonic
9	802.11n HT20	11	2483.50	46.20	54.00	-7.80	H	AVERAGE	Pass	Band Edge
9	802.11n HT20	11	6565.00	52.87	73.48	-20.61	V	Peak	Pass	Harmonic
4	802.11g	01	74.62	23.05	40.00	-16.95	H	Peak	Pass	LF



		1																																																																																
Mode	Band Edge																																																																																	
	2400-2483.5_802.11b_CH01_2412MHz																																																																																	
Pol.	Horizontal	Fundamental																																																																																
Peak	 <p>Level (dBuV/m) vs Frequency (MHz) plot showing a peak at 2412 MHz. The y-axis ranges from 0 to 130 dBuV/m, and the x-axis ranges from 2310 to 2440 MHz. A red horizontal line indicates the FCC PART 15C limit at approximately 70 dBuV/m.</p> <table border="1"> <thead> <tr> <th>Limit</th> <th>Read</th> <th>Ant</th> <th>Cable</th> <th>Preamp</th> <th>Aux</th> <th>APos</th> <th>TPos</th> <th>Remark</th> </tr> <tr> <th>Freq</th> <th>Level</th> <th>Level</th> <th>Factor</th> <th>Loss</th> <th>Factor</th> <th>Factor</th> <th>Factor</th> <th></th> </tr> <tr> <th>MHz</th> <th>dBuV/m</th> <th>dBuV/m</th> <th>dB</th> <th>dBuV</th> <th>dB/m</th> <th>dB</th> <th>dB</th> <th>cm</th> <th>deg</th> </tr> </thead> <tbody> <tr> <td>1</td> <td>2389.69</td> <td>58.21</td> <td>74.00</td> <td>-15.79</td> <td>41.90</td> <td>32.38</td> <td>8.88</td> <td>30.95</td> <td>6.00</td> <td>100</td> <td>71 PEAK</td> </tr> </tbody> </table>	Limit	Read	Ant	Cable	Preamp	Aux	APos	TPos	Remark	Freq	Level	Level	Factor	Loss	Factor	Factor	Factor		MHz	dBuV/m	dBuV/m	dB	dBuV	dB/m	dB	dB	cm	deg	1	2389.69	58.21	74.00	-15.79	41.90	32.38	8.88	30.95	6.00	100	71 PEAK	 <p>Level (dBuV/m) vs Frequency (MHz) plot showing a sharp peak at 2412 MHz. The y-axis ranges from 0 to 130 dBuV/m, and the x-axis ranges from 1000 to 3000 MHz. A red horizontal line indicates the FCC PART 15C limit at approximately 70 dBuV/m.</p> <table border="1"> <thead> <tr> <th>Limit</th> <th>Read</th> <th>Ant</th> <th>Cable</th> <th>Preamp</th> <th>Aux</th> <th>APos</th> <th>TPos</th> <th>Remark</th> </tr> <tr> <th>Freq</th> <th>Level</th> <th>Level</th> <th>Factor</th> <th>Loss</th> <th>Factor</th> <th>Factor</th> <th>Factor</th> <th></th> </tr> <tr> <th>MHz</th> <th>dBuV/m</th> <th>dBuV/m</th> <th>dB</th> <th>dBuV</th> <th>dB/m</th> <th>dB</th> <th>dB</th> <th>cm</th> <th>deg</th> </tr> </thead> <tbody> <tr> <td>1</td> <td>2412.00</td> <td>110.31</td> <td>-----</td> <td>-----</td> <td>93.92</td> <td>32.40</td> <td>8.92</td> <td>30.93</td> <td>6.00</td> <td>100</td> <td>71 PEAK</td> </tr> </tbody> </table>	Limit	Read	Ant	Cable	Preamp	Aux	APos	TPos	Remark	Freq	Level	Level	Factor	Loss	Factor	Factor	Factor		MHz	dBuV/m	dBuV/m	dB	dBuV	dB/m	dB	dB	cm	deg	1	2412.00	110.31	-----	-----	93.92	32.40	8.92	30.93	6.00	100	71 PEAK
	Limit	Read	Ant	Cable	Preamp	Aux	APos	TPos	Remark																																																																									
Freq	Level	Level	Factor	Loss	Factor	Factor	Factor																																																																											
MHz	dBuV/m	dBuV/m	dB	dBuV	dB/m	dB	dB	cm	deg																																																																									
1	2389.69	58.21	74.00	-15.79	41.90	32.38	8.88	30.95	6.00	100	71 PEAK																																																																							
Limit	Read	Ant	Cable	Preamp	Aux	APos	TPos	Remark																																																																										
Freq	Level	Level	Factor	Loss	Factor	Factor	Factor																																																																											
MHz	dBuV/m	dBuV/m	dB	dBuV	dB/m	dB	dB	cm	deg																																																																									
1	2412.00	110.31	-----	-----	93.92	32.40	8.92	30.93	6.00	100	71 PEAK																																																																							
Avg	 <p>Level (dBuV/m) vs Frequency (MHz) plot showing the average spectrum. The y-axis ranges from 0 to 130 dBuV/m, and the x-axis ranges from 2310 to 2440 MHz. A red horizontal line indicates the FCC PART 15C (AVG) limit at approximately 50 dBuV/m.</p> <table border="1"> <thead> <tr> <th>Limit</th> <th>Read</th> <th>Ant</th> <th>Cable</th> <th>Preamp</th> <th>Aux</th> <th>APos</th> <th>TPos</th> <th>Remark</th> </tr> <tr> <th>Freq</th> <th>Level</th> <th>Level</th> <th>Factor</th> <th>Loss</th> <th>Factor</th> <th>Factor</th> <th>Factor</th> <th></th> </tr> <tr> <th>MHz</th> <th>dBuV/m</th> <th>dBuV/m</th> <th>dB</th> <th>dBuV</th> <th>dB/m</th> <th>dB</th> <th>dB</th> <th>cm</th> <th>deg</th> </tr> </thead> <tbody> <tr> <td>1</td> <td>2389.82</td> <td>46.57</td> <td>54.00</td> <td>-7.43</td> <td>30.26</td> <td>32.38</td> <td>8.88</td> <td>30.95</td> <td>6.00</td> <td>100</td> <td>71 AVERAGE</td> </tr> </tbody> </table>	Limit	Read	Ant	Cable	Preamp	Aux	APos	TPos	Remark	Freq	Level	Level	Factor	Loss	Factor	Factor	Factor		MHz	dBuV/m	dBuV/m	dB	dBuV	dB/m	dB	dB	cm	deg	1	2389.82	46.57	54.00	-7.43	30.26	32.38	8.88	30.95	6.00	100	71 AVERAGE	 <p>Level (dBuV/m) vs Frequency (MHz) plot showing the average fundamental spectrum. The y-axis ranges from 0 to 130 dBuV/m, and the x-axis ranges from 1000 to 3000 MHz. A red horizontal line indicates the FCC PART 15C (AVG) limit at approximately 50 dBuV/m.</p> <table border="1"> <thead> <tr> <th>Limit</th> <th>Read</th> <th>Ant</th> <th>Cable</th> <th>Preamp</th> <th>Aux</th> <th>APos</th> <th>TPos</th> <th>Remark</th> </tr> <tr> <th>Freq</th> <th>Level</th> <th>Level</th> <th>Factor</th> <th>Loss</th> <th>Factor</th> <th>Factor</th> <th>Factor</th> <th></th> </tr> <tr> <th>MHz</th> <th>dBuV/m</th> <th>dBuV/m</th> <th>dB</th> <th>dBuV</th> <th>dB/m</th> <th>dB</th> <th>dB</th> <th>cm</th> <th>deg</th> </tr> </thead> <tbody> <tr> <td>1</td> <td>2412.00</td> <td>104.54</td> <td>-----</td> <td>-----</td> <td>88.15</td> <td>32.40</td> <td>8.92</td> <td>30.93</td> <td>6.00</td> <td>100</td> <td>71 AVERAGE</td> </tr> </tbody> </table>	Limit	Read	Ant	Cable	Preamp	Aux	APos	TPos	Remark	Freq	Level	Level	Factor	Loss	Factor	Factor	Factor		MHz	dBuV/m	dBuV/m	dB	dBuV	dB/m	dB	dB	cm	deg	1	2412.00	104.54	-----	-----	88.15	32.40	8.92	30.93	6.00	100	71 AVERAGE
Limit	Read	Ant	Cable	Preamp	Aux	APos	TPos	Remark																																																																										
Freq	Level	Level	Factor	Loss	Factor	Factor	Factor																																																																											
MHz	dBuV/m	dBuV/m	dB	dBuV	dB/m	dB	dB	cm	deg																																																																									
1	2389.82	46.57	54.00	-7.43	30.26	32.38	8.88	30.95	6.00	100	71 AVERAGE																																																																							
Limit	Read	Ant	Cable	Preamp	Aux	APos	TPos	Remark																																																																										
Freq	Level	Level	Factor	Loss	Factor	Factor	Factor																																																																											
MHz	dBuV/m	dBuV/m	dB	dBuV	dB/m	dB	dB	cm	deg																																																																									
1	2412.00	104.54	-----	-----	88.15	32.40	8.92	30.93	6.00	100	71 AVERAGE																																																																							



		1																																																																																		
Mode	Band Edge																																																																																			
	2400-2483.5_802.11b_CH01_2412MHz																																																																																			
Pol.	Vertical	Fundamental																																																																																		
Peak	<table border="1"> <thead> <tr> <th>Limit</th> <th>Read</th> <th>Ant</th> <th>Cable</th> <th>Preamp</th> <th>Aux</th> <th>APos</th> <th>TPos</th> <th>Remark</th> </tr> <tr> <th>Freq</th> <th>Level</th> <th>Level</th> <th>Loss</th> <th>Factor</th> <th>Factor</th> <th>Factor</th> <th>Factor</th> <th></th> </tr> <tr> <th>MHz</th> <th>dBuV/m</th> <th>dBuV/m</th> <th>dB</th> <th>dBuV</th> <th>dB/m</th> <th>dB</th> <th>dB</th> <th>cm</th> <th>deg</th> </tr> </thead> <tbody> <tr> <td>1</td> <td>2370.19</td> <td>55.98</td> <td>74.00</td> <td>-18.02</td> <td>39.81</td> <td>32.34</td> <td>8.78</td> <td>30.95</td> <td>6.00</td> <td>380</td> <td>360</td> <td>PEAK</td> </tr> </tbody> </table>	Limit	Read	Ant	Cable	Preamp	Aux	APos	TPos	Remark	Freq	Level	Level	Loss	Factor	Factor	Factor	Factor		MHz	dBuV/m	dBuV/m	dB	dBuV	dB/m	dB	dB	cm	deg	1	2370.19	55.98	74.00	-18.02	39.81	32.34	8.78	30.95	6.00	380	360	PEAK	<table border="1"> <thead> <tr> <th>Limit</th> <th>Read</th> <th>Ant</th> <th>Cable</th> <th>Preamp</th> <th>Aux</th> <th>APos</th> <th>TPos</th> <th>Remark</th> </tr> <tr> <th>Freq</th> <th>Level</th> <th>Level</th> <th>Loss</th> <th>Factor</th> <th>Factor</th> <th>Factor</th> <th>Factor</th> <th></th> </tr> <tr> <th>MHz</th> <th>dBuV/m</th> <th>dBuV/m</th> <th>dB</th> <th>dBuV</th> <th>dB/m</th> <th>dB</th> <th>dB</th> <th>cm</th> <th>deg</th> </tr> </thead> <tbody> <tr> <td>1</td> <td>2412.00</td> <td>103.97</td> <td>-----</td> <td>-----</td> <td>87.58</td> <td>32.40</td> <td>8.92</td> <td>30.93</td> <td>6.00</td> <td>380</td> <td>360</td> <td>PEAK</td> </tr> </tbody> </table>	Limit	Read	Ant	Cable	Preamp	Aux	APos	TPos	Remark	Freq	Level	Level	Loss	Factor	Factor	Factor	Factor		MHz	dBuV/m	dBuV/m	dB	dBuV	dB/m	dB	dB	cm	deg	1	2412.00	103.97	-----	-----	87.58	32.40	8.92	30.93	6.00	380	360	PEAK
	Limit	Read	Ant	Cable	Preamp	Aux	APos	TPos	Remark																																																																											
Freq	Level	Level	Loss	Factor	Factor	Factor	Factor																																																																													
MHz	dBuV/m	dBuV/m	dB	dBuV	dB/m	dB	dB	cm	deg																																																																											
1	2370.19	55.98	74.00	-18.02	39.81	32.34	8.78	30.95	6.00	380	360	PEAK																																																																								
Limit	Read	Ant	Cable	Preamp	Aux	APos	TPos	Remark																																																																												
Freq	Level	Level	Loss	Factor	Factor	Factor	Factor																																																																													
MHz	dBuV/m	dBuV/m	dB	dBuV	dB/m	dB	dB	cm	deg																																																																											
1	2412.00	103.97	-----	-----	87.58	32.40	8.92	30.93	6.00	380	360	PEAK																																																																								
Avg	<table border="1"> <thead> <tr> <th>Limit</th> <th>Read</th> <th>Ant</th> <th>Cable</th> <th>Preamp</th> <th>Aux</th> <th>APos</th> <th>TPos</th> <th>Remark</th> </tr> <tr> <th>Freq</th> <th>Level</th> <th>Level</th> <th>Loss</th> <th>Factor</th> <th>Factor</th> <th>Factor</th> <th>Factor</th> <th></th> </tr> <tr> <th>MHz</th> <th>dBuV/m</th> <th>dBuV/m</th> <th>dB</th> <th>dBuV</th> <th>dB/m</th> <th>dB</th> <th>dB</th> <th>cm</th> <th>deg</th> </tr> </thead> <tbody> <tr> <td>1</td> <td>2389.95</td> <td>43.67</td> <td>54.00</td> <td>-10.33</td> <td>27.36</td> <td>32.38</td> <td>8.88</td> <td>30.95</td> <td>6.00</td> <td>380</td> <td>360</td> <td>AVERAGE</td> </tr> </tbody> </table>	Limit	Read	Ant	Cable	Preamp	Aux	APos	TPos	Remark	Freq	Level	Level	Loss	Factor	Factor	Factor	Factor		MHz	dBuV/m	dBuV/m	dB	dBuV	dB/m	dB	dB	cm	deg	1	2389.95	43.67	54.00	-10.33	27.36	32.38	8.88	30.95	6.00	380	360	AVERAGE	<table border="1"> <thead> <tr> <th>Limit</th> <th>Read</th> <th>Ant</th> <th>Cable</th> <th>Preamp</th> <th>Aux</th> <th>APos</th> <th>TPos</th> <th>Remark</th> </tr> <tr> <th>Freq</th> <th>Level</th> <th>Level</th> <th>Loss</th> <th>Factor</th> <th>Factor</th> <th>Factor</th> <th>Factor</th> <th></th> </tr> <tr> <th>MHz</th> <th>dBuV/m</th> <th>dBuV/m</th> <th>dB</th> <th>dBuV</th> <th>dB/m</th> <th>dB</th> <th>dB</th> <th>cm</th> <th>deg</th> </tr> </thead> <tbody> <tr> <td>1</td> <td>2412.00</td> <td>99.43</td> <td>-----</td> <td>-----</td> <td>83.04</td> <td>32.40</td> <td>8.92</td> <td>30.93</td> <td>6.00</td> <td>380</td> <td>360</td> <td>AVERAGE</td> </tr> </tbody> </table>	Limit	Read	Ant	Cable	Preamp	Aux	APos	TPos	Remark	Freq	Level	Level	Loss	Factor	Factor	Factor	Factor		MHz	dBuV/m	dBuV/m	dB	dBuV	dB/m	dB	dB	cm	deg	1	2412.00	99.43	-----	-----	83.04	32.40	8.92	30.93	6.00	380	360	AVERAGE
Limit	Read	Ant	Cable	Preamp	Aux	APos	TPos	Remark																																																																												
Freq	Level	Level	Loss	Factor	Factor	Factor	Factor																																																																													
MHz	dBuV/m	dBuV/m	dB	dBuV	dB/m	dB	dB	cm	deg																																																																											
1	2389.95	43.67	54.00	-10.33	27.36	32.38	8.88	30.95	6.00	380	360	AVERAGE																																																																								
Limit	Read	Ant	Cable	Preamp	Aux	APos	TPos	Remark																																																																												
Freq	Level	Level	Loss	Factor	Factor	Factor	Factor																																																																													
MHz	dBuV/m	dBuV/m	dB	dBuV	dB/m	dB	dB	cm	deg																																																																											
1	2412.00	99.43	-----	-----	83.04	32.40	8.92	30.93	6.00	380	360	AVERAGE																																																																								



Mode	1																																																																																																																																							
	Harmonic																																																																																																																																							
	2400-2483.5_802.11b_CH01_2412MHz																																																																																																																																							
Pol.	Horizontal	Vertical																																																																																																																																						
Ref. Level	<table border="1"> <thead> <tr> <th>Limit</th> <th>Read</th> <th>Ant</th> <th>Cable</th> <th>Preamp</th> <th>Aux</th> <th>APos</th> <th>TPos</th> <th>Remark</th> </tr> <tr> <th>Freq</th> <th>Level</th> <th>Line</th> <th>Level</th> <th>Factor</th> <th>Loss</th> <th>Factor</th> <th>Factor</th> <th></th> </tr> <tr> <th>MHz</th> <th>dBuV/m</th> <th>dBuV/m</th> <th>dB</th> <th>dBuV</th> <th>dB/m</th> <th>dB</th> <th>dB</th> <th>cm</th> <th>deg</th> </tr> </thead> <tbody> <tr> <td>1</td> <td>2412.00</td> <td>106.14</td> <td>74.00</td> <td>32.14</td> <td>89.75</td> <td>32.40</td> <td>8.92</td> <td>30.93</td> <td>6.00</td> <td>100</td> <td>67</td> <td>PEAK</td> </tr> </tbody> </table>	Limit	Read	Ant	Cable	Preamp	Aux	APos	TPos	Remark	Freq	Level	Line	Level	Factor	Loss	Factor	Factor		MHz	dBuV/m	dBuV/m	dB	dBuV	dB/m	dB	dB	cm	deg	1	2412.00	106.14	74.00	32.14	89.75	32.40	8.92	30.93	6.00	100	67	PEAK	<table border="1"> <thead> <tr> <th>Limit</th> <th>Read</th> <th>Ant</th> <th>Cable</th> <th>Preamp</th> <th>Aux</th> <th>APos</th> <th>TPos</th> <th>Remark</th> </tr> <tr> <th>Freq</th> <th>Level</th> <th>Line</th> <th>Level</th> <th>Factor</th> <th>Loss</th> <th>Factor</th> <th>Factor</th> <th></th> </tr> <tr> <th>MHz</th> <th>dBuV/m</th> <th>dBuV/m</th> <th>dB</th> <th>dBuV</th> <th>dB/m</th> <th>dB</th> <th>dB</th> <th>cm</th> <th>deg</th> </tr> </thead> <tbody> <tr> <td>1</td> <td>2412.00</td> <td>99.76</td> <td>74.00</td> <td>25.76</td> <td>83.37</td> <td>32.40</td> <td>8.92</td> <td>30.93</td> <td>6.00</td> <td>296</td> <td>0</td> <td>PEAK</td> </tr> </tbody> </table>	Limit	Read	Ant	Cable	Preamp	Aux	APos	TPos	Remark	Freq	Level	Line	Level	Factor	Loss	Factor	Factor		MHz	dBuV/m	dBuV/m	dB	dBuV	dB/m	dB	dB	cm	deg	1	2412.00	99.76	74.00	25.76	83.37	32.40	8.92	30.93	6.00	296	0	PEAK																																																				
	Limit	Read	Ant	Cable	Preamp	Aux	APos	TPos	Remark																																																																																																																															
Freq	Level	Line	Level	Factor	Loss	Factor	Factor																																																																																																																																	
MHz	dBuV/m	dBuV/m	dB	dBuV	dB/m	dB	dB	cm	deg																																																																																																																															
1	2412.00	106.14	74.00	32.14	89.75	32.40	8.92	30.93	6.00	100	67	PEAK																																																																																																																												
Limit	Read	Ant	Cable	Preamp	Aux	APos	TPos	Remark																																																																																																																																
Freq	Level	Line	Level	Factor	Loss	Factor	Factor																																																																																																																																	
MHz	dBuV/m	dBuV/m	dB	dBuV	dB/m	dB	dB	cm	deg																																																																																																																															
1	2412.00	99.76	74.00	25.76	83.37	32.40	8.92	30.93	6.00	296	0	PEAK																																																																																																																												
Peak Avg	<table border="1"> <thead> <tr> <th>Limit</th> <th>Read</th> <th>Ant</th> <th>Cable</th> <th>Preamp</th> <th>Aux</th> <th>APos</th> <th>TPos</th> <th>Remark</th> </tr> <tr> <th>Freq</th> <th>Level</th> <th>Line</th> <th>Level</th> <th>Factor</th> <th>Loss</th> <th>Factor</th> <th>Factor</th> <th></th> </tr> <tr> <th>MHz</th> <th>dBuV/m</th> <th>dBuV/m</th> <th>dB</th> <th>dBuV</th> <th>dB/m</th> <th>dB</th> <th>dB</th> <th>cm</th> <th>deg</th> </tr> </thead> <tbody> <tr> <td>1</td> <td>4824.00</td> <td>39.09</td> <td>74.00</td> <td>-34.91</td> <td>58.25</td> <td>34.25</td> <td>12.24</td> <td>65.65</td> <td>0.00</td> <td>--</td> <td>--</td> <td>PEAK</td> </tr> <tr> <td>2</td> <td>6432.00</td> <td>49.84</td> <td>86.14</td> <td>-36.30</td> <td>63.49</td> <td>35.70</td> <td>14.13</td> <td>63.48</td> <td>0.00</td> <td>--</td> <td>--</td> <td>Peak</td> </tr> <tr> <td>3</td> <td>7234.00</td> <td>47.75</td> <td>86.14</td> <td>-38.39</td> <td>61.83</td> <td>35.80</td> <td>14.73</td> <td>64.61</td> <td>0.00</td> <td>--</td> <td>--</td> <td>Peak</td> </tr> </tbody> </table>	Limit	Read	Ant	Cable	Preamp	Aux	APos	TPos	Remark	Freq	Level	Line	Level	Factor	Loss	Factor	Factor		MHz	dBuV/m	dBuV/m	dB	dBuV	dB/m	dB	dB	cm	deg	1	4824.00	39.09	74.00	-34.91	58.25	34.25	12.24	65.65	0.00	--	--	PEAK	2	6432.00	49.84	86.14	-36.30	63.49	35.70	14.13	63.48	0.00	--	--	Peak	3	7234.00	47.75	86.14	-38.39	61.83	35.80	14.73	64.61	0.00	--	--	Peak	<table border="1"> <thead> <tr> <th>Limit</th> <th>Read</th> <th>Ant</th> <th>Cable</th> <th>Preamp</th> <th>Aux</th> <th>APos</th> <th>TPos</th> <th>Remark</th> </tr> <tr> <th>Freq</th> <th>Level</th> <th>Line</th> <th>Level</th> <th>Factor</th> <th>Loss</th> <th>Factor</th> <th>Factor</th> <th></th> </tr> <tr> <th>MHz</th> <th>dBuV/m</th> <th>dBuV/m</th> <th>dB</th> <th>dBuV</th> <th>dB/m</th> <th>dB</th> <th>dB</th> <th>cm</th> <th>deg</th> </tr> </thead> <tbody> <tr> <td>1</td> <td>4824.00</td> <td>39.65</td> <td>74.00</td> <td>-34.35</td> <td>58.81</td> <td>34.25</td> <td>12.24</td> <td>65.65</td> <td>0.00</td> <td>--</td> <td>--</td> <td>PEAK</td> </tr> <tr> <td>2</td> <td>6432.00</td> <td>51.52</td> <td>79.76</td> <td>-28.24</td> <td>65.17</td> <td>35.70</td> <td>14.13</td> <td>63.48</td> <td>0.00</td> <td>--</td> <td>--</td> <td>Peak</td> </tr> <tr> <td>3</td> <td>7237.00</td> <td>46.05</td> <td>79.76</td> <td>-33.71</td> <td>60.13</td> <td>35.80</td> <td>14.74</td> <td>64.62</td> <td>0.00</td> <td>--</td> <td>--</td> <td>Peak</td> </tr> </tbody> </table>	Limit	Read	Ant	Cable	Preamp	Aux	APos	TPos	Remark	Freq	Level	Line	Level	Factor	Loss	Factor	Factor		MHz	dBuV/m	dBuV/m	dB	dBuV	dB/m	dB	dB	cm	deg	1	4824.00	39.65	74.00	-34.35	58.81	34.25	12.24	65.65	0.00	--	--	PEAK	2	6432.00	51.52	79.76	-28.24	65.17	35.70	14.13	63.48	0.00	--	--	Peak	3	7237.00	46.05	79.76	-33.71	60.13	35.80	14.74	64.62	0.00	--	--	Peak
Limit	Read	Ant	Cable	Preamp	Aux	APos	TPos	Remark																																																																																																																																
Freq	Level	Line	Level	Factor	Loss	Factor	Factor																																																																																																																																	
MHz	dBuV/m	dBuV/m	dB	dBuV	dB/m	dB	dB	cm	deg																																																																																																																															
1	4824.00	39.09	74.00	-34.91	58.25	34.25	12.24	65.65	0.00	--	--	PEAK																																																																																																																												
2	6432.00	49.84	86.14	-36.30	63.49	35.70	14.13	63.48	0.00	--	--	Peak																																																																																																																												
3	7234.00	47.75	86.14	-38.39	61.83	35.80	14.73	64.61	0.00	--	--	Peak																																																																																																																												
Limit	Read	Ant	Cable	Preamp	Aux	APos	TPos	Remark																																																																																																																																
Freq	Level	Line	Level	Factor	Loss	Factor	Factor																																																																																																																																	
MHz	dBuV/m	dBuV/m	dB	dBuV	dB/m	dB	dB	cm	deg																																																																																																																															
1	4824.00	39.65	74.00	-34.35	58.81	34.25	12.24	65.65	0.00	--	--	PEAK																																																																																																																												
2	6432.00	51.52	79.76	-28.24	65.17	35.70	14.13	63.48	0.00	--	--	Peak																																																																																																																												
3	7237.00	46.05	79.76	-33.71	60.13	35.80	14.74	64.62	0.00	--	--	Peak																																																																																																																												



Mode	2																																																																																																																																									
	Harmonic																																																																																																																																									
	2400-2483.5_802.11b_CH06_2437MHz																																																																																																																																									
Pol.	Horizontal	Vertical																																																																																																																																								
Ref. Level	<table border="1"> <thead> <tr> <th>Limit</th> <th>Read</th> <th>Ant</th> <th>Cable</th> <th>Preamp</th> <th>Aux</th> <th>APos</th> <th>TPos</th> <th>Remark</th> </tr> <tr> <th>Freq</th> <th>Level</th> <th>Line</th> <th>Margin</th> <th>Level</th> <th>Factor</th> <th>Loss</th> <th>Factor</th> <th>Factor</th> </tr> <tr> <th>MHz</th> <th>dBuV/m</th> <th>dBuV/m</th> <th>dB</th> <th>dBuV</th> <th>dB/m</th> <th>dB</th> <th>dB</th> <th>cm</th> <th>deg</th> </tr> </thead> <tbody> <tr> <td>1</td> <td>2437.00</td> <td>104.63</td> <td>74.00</td> <td>30.63</td> <td>88.23</td> <td>32.40</td> <td>8.91</td> <td>30.91</td> <td>6.00</td> <td>100</td> <td>61</td> <td>PEAK</td> </tr> </tbody> </table>	Limit	Read	Ant	Cable	Preamp	Aux	APos	TPos	Remark	Freq	Level	Line	Margin	Level	Factor	Loss	Factor	Factor	MHz	dBuV/m	dBuV/m	dB	dBuV	dB/m	dB	dB	cm	deg	1	2437.00	104.63	74.00	30.63	88.23	32.40	8.91	30.91	6.00	100	61	PEAK	<table border="1"> <thead> <tr> <th>Limit</th> <th>Read</th> <th>Ant</th> <th>Cable</th> <th>Preamp</th> <th>Aux</th> <th>APos</th> <th>TPos</th> <th>Remark</th> </tr> <tr> <th>Freq</th> <th>Level</th> <th>Line</th> <th>Margin</th> <th>Level</th> <th>Factor</th> <th>Loss</th> <th>Factor</th> <th>Factor</th> </tr> <tr> <th>MHz</th> <th>dBuV/m</th> <th>dBuV/m</th> <th>dB</th> <th>dBuV</th> <th>dB/m</th> <th>dB</th> <th>dB</th> <th>cm</th> <th>deg</th> </tr> </thead> <tbody> <tr> <td>1</td> <td>2437.00</td> <td>98.64</td> <td>74.00</td> <td>24.64</td> <td>82.24</td> <td>32.40</td> <td>8.91</td> <td>30.91</td> <td>6.00</td> <td>294</td> <td>0</td> <td>PEAK</td> </tr> </tbody> </table>	Limit	Read	Ant	Cable	Preamp	Aux	APos	TPos	Remark	Freq	Level	Line	Margin	Level	Factor	Loss	Factor	Factor	MHz	dBuV/m	dBuV/m	dB	dBuV	dB/m	dB	dB	cm	deg	1	2437.00	98.64	74.00	24.64	82.24	32.40	8.91	30.91	6.00	294	0	PEAK																																																						
Limit	Read	Ant	Cable	Preamp	Aux	APos	TPos	Remark																																																																																																																																		
Freq	Level	Line	Margin	Level	Factor	Loss	Factor	Factor																																																																																																																																		
MHz	dBuV/m	dBuV/m	dB	dBuV	dB/m	dB	dB	cm	deg																																																																																																																																	
1	2437.00	104.63	74.00	30.63	88.23	32.40	8.91	30.91	6.00	100	61	PEAK																																																																																																																														
Limit	Read	Ant	Cable	Preamp	Aux	APos	TPos	Remark																																																																																																																																		
Freq	Level	Line	Margin	Level	Factor	Loss	Factor	Factor																																																																																																																																		
MHz	dBuV/m	dBuV/m	dB	dBuV	dB/m	dB	dB	cm	deg																																																																																																																																	
1	2437.00	98.64	74.00	24.64	82.24	32.40	8.91	30.91	6.00	294	0	PEAK																																																																																																																														
Peak Avg	<table border="1"> <thead> <tr> <th>Limit</th> <th>Read</th> <th>Ant</th> <th>Cable</th> <th>Preamp</th> <th>Aux</th> <th>APos</th> <th>TPos</th> <th>Remark</th> </tr> <tr> <th>Freq</th> <th>Level</th> <th>Line</th> <th>Margin</th> <th>Level</th> <th>Factor</th> <th>Loss</th> <th>Factor</th> <th>Factor</th> </tr> <tr> <th>MHz</th> <th>dBuV/m</th> <th>dBuV/m</th> <th>dB</th> <th>dBuV</th> <th>dB/m</th> <th>dB</th> <th>dB</th> <th>dB</th> <th>cm</th> <th>deg</th> </tr> </thead> <tbody> <tr> <td>1</td> <td>4874.00</td> <td>40.39</td> <td>74.00</td> <td>-33.61</td> <td>59.66</td> <td>34.20</td> <td>12.09</td> <td>65.56</td> <td>0.00</td> <td>--</td> <td>--</td> <td>PEAK</td> </tr> <tr> <td>2</td> <td>6499.00</td> <td>51.16</td> <td>84.63</td> <td>-33.47</td> <td>63.97</td> <td>35.70</td> <td>14.63</td> <td>63.14</td> <td>0.00</td> <td>--</td> <td>--</td> <td>Peak</td> </tr> <tr> <td>3</td> <td>7311.00</td> <td>42.87</td> <td>74.00</td> <td>-31.13</td> <td>56.95</td> <td>35.80</td> <td>14.95</td> <td>64.83</td> <td>0.00</td> <td>--</td> <td>--</td> <td>PEAK</td> </tr> </tbody> </table>	Limit	Read	Ant	Cable	Preamp	Aux	APos	TPos	Remark	Freq	Level	Line	Margin	Level	Factor	Loss	Factor	Factor	MHz	dBuV/m	dBuV/m	dB	dBuV	dB/m	dB	dB	dB	cm	deg	1	4874.00	40.39	74.00	-33.61	59.66	34.20	12.09	65.56	0.00	--	--	PEAK	2	6499.00	51.16	84.63	-33.47	63.97	35.70	14.63	63.14	0.00	--	--	Peak	3	7311.00	42.87	74.00	-31.13	56.95	35.80	14.95	64.83	0.00	--	--	PEAK	<table border="1"> <thead> <tr> <th>Limit</th> <th>Read</th> <th>Ant</th> <th>Cable</th> <th>Preamp</th> <th>Aux</th> <th>APos</th> <th>TPos</th> <th>Remark</th> </tr> <tr> <th>Freq</th> <th>Level</th> <th>Line</th> <th>Margin</th> <th>Level</th> <th>Factor</th> <th>Loss</th> <th>Factor</th> <th>Factor</th> </tr> <tr> <th>MHz</th> <th>dBuV/m</th> <th>dBuV/m</th> <th>dB</th> <th>dBuV</th> <th>dB/m</th> <th>dB</th> <th>dB</th> <th>dB</th> <th>cm</th> <th>deg</th> </tr> </thead> <tbody> <tr> <td>1</td> <td>4874.00</td> <td>39.26</td> <td>74.00</td> <td>-34.74</td> <td>58.53</td> <td>34.20</td> <td>12.09</td> <td>65.56</td> <td>0.00</td> <td>--</td> <td>--</td> <td>PEAK</td> </tr> <tr> <td>2</td> <td>6499.00</td> <td>51.97</td> <td>78.64</td> <td>-26.67</td> <td>64.78</td> <td>35.70</td> <td>14.63</td> <td>63.14</td> <td>0.00</td> <td>--</td> <td>--</td> <td>Peak</td> </tr> <tr> <td>3</td> <td>7311.00</td> <td>45.30</td> <td>74.00</td> <td>-28.70</td> <td>59.38</td> <td>35.80</td> <td>14.95</td> <td>64.83</td> <td>0.00</td> <td>--</td> <td>--</td> <td>PEAK</td> </tr> </tbody> </table>	Limit	Read	Ant	Cable	Preamp	Aux	APos	TPos	Remark	Freq	Level	Line	Margin	Level	Factor	Loss	Factor	Factor	MHz	dBuV/m	dBuV/m	dB	dBuV	dB/m	dB	dB	dB	cm	deg	1	4874.00	39.26	74.00	-34.74	58.53	34.20	12.09	65.56	0.00	--	--	PEAK	2	6499.00	51.97	78.64	-26.67	64.78	35.70	14.63	63.14	0.00	--	--	Peak	3	7311.00	45.30	74.00	-28.70	59.38	35.80	14.95	64.83	0.00	--	--	PEAK
Limit	Read	Ant	Cable	Preamp	Aux	APos	TPos	Remark																																																																																																																																		
Freq	Level	Line	Margin	Level	Factor	Loss	Factor	Factor																																																																																																																																		
MHz	dBuV/m	dBuV/m	dB	dBuV	dB/m	dB	dB	dB	cm	deg																																																																																																																																
1	4874.00	40.39	74.00	-33.61	59.66	34.20	12.09	65.56	0.00	--	--	PEAK																																																																																																																														
2	6499.00	51.16	84.63	-33.47	63.97	35.70	14.63	63.14	0.00	--	--	Peak																																																																																																																														
3	7311.00	42.87	74.00	-31.13	56.95	35.80	14.95	64.83	0.00	--	--	PEAK																																																																																																																														
Limit	Read	Ant	Cable	Preamp	Aux	APos	TPos	Remark																																																																																																																																		
Freq	Level	Line	Margin	Level	Factor	Loss	Factor	Factor																																																																																																																																		
MHz	dBuV/m	dBuV/m	dB	dBuV	dB/m	dB	dB	dB	cm	deg																																																																																																																																
1	4874.00	39.26	74.00	-34.74	58.53	34.20	12.09	65.56	0.00	--	--	PEAK																																																																																																																														
2	6499.00	51.97	78.64	-26.67	64.78	35.70	14.63	63.14	0.00	--	--	Peak																																																																																																																														
3	7311.00	45.30	74.00	-28.70	59.38	35.80	14.95	64.83	0.00	--	--	PEAK																																																																																																																														



3

Mode

Band Edge

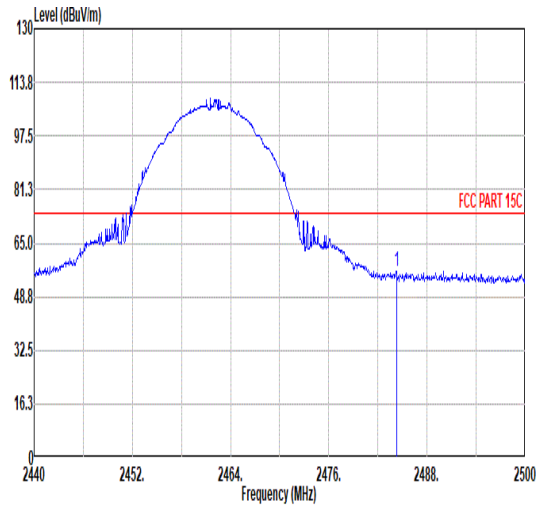
2400-2483.5_802.11b_CH11_2462MHz

Pol.

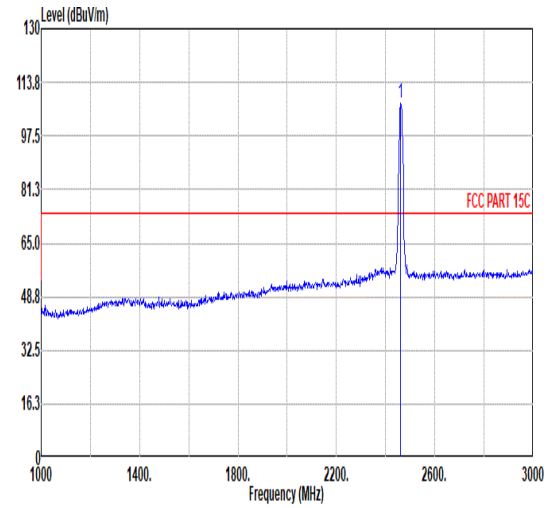
Horizontal

Fundamental

Peak

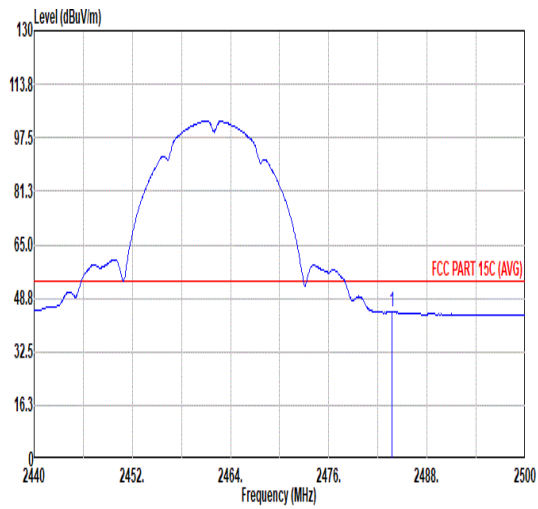


Limit	Read	Ant	Cable	Preamp	Aux	APos	TPos	Remark				
									Freq	Level	Line Margin	Level Factor
1	2484.28	56.48	74.00	-17.52	40.08	32.40	8.88	30.88	6.00	125	69	PEAK

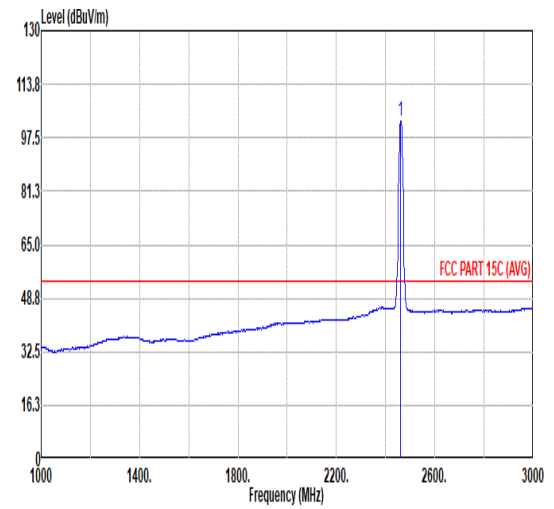


Limit	Read	Ant	Cable	Preamp	Aux	APos	TPos	Remark				
									Freq	Level	Line Margin	Level Factor
1	2462.00	107.30	-----	-----	90.99	32.40	8.89	30.89	6.00	125	69	PEAK

Avg



Limit	Read	Ant	Cable	Preamp	Aux	APos	TPos	Remark				
									Freq	Level	Line Margin	Level Factor
1	2483.68	44.72	54.00	-9.28	28.32	32.40	8.88	30.88	6.00	125	69	AVERAGE



Limit	Read	Ant	Cable	Preamp	Aux	APos	TPos	Remark				
									Freq	Level	Line Margin	Level Factor
1	2462.00	102.74	-----	-----	86.34	32.40	8.89	30.89	6.00	125	69	AVERAGE



3

Mode

Band Edge

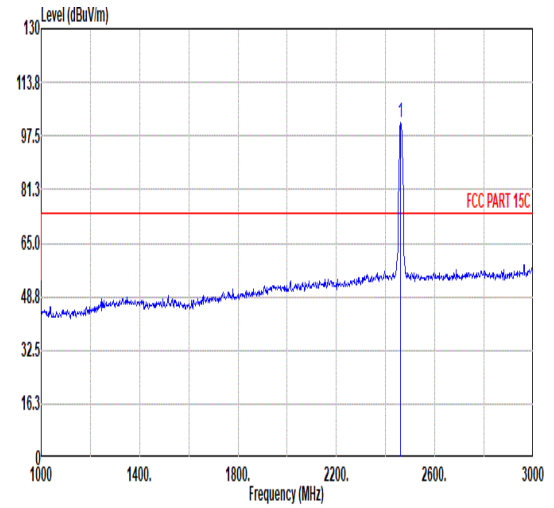
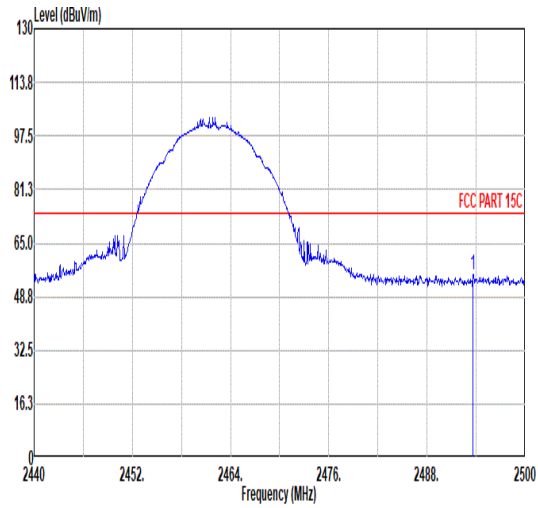
2400-2483.5_802.11b_CH11_2462MHz

Pol.

Vertical

Fundamental

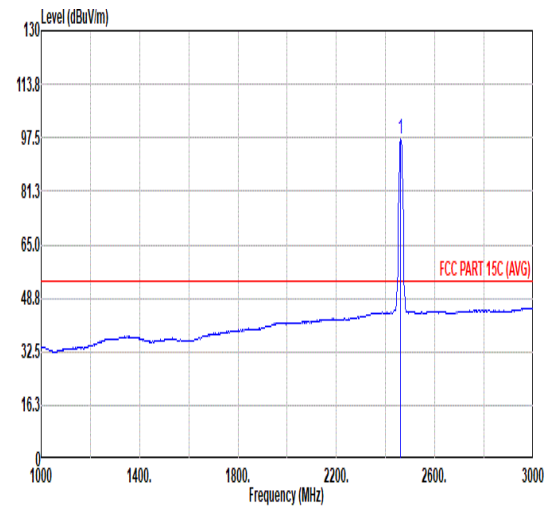
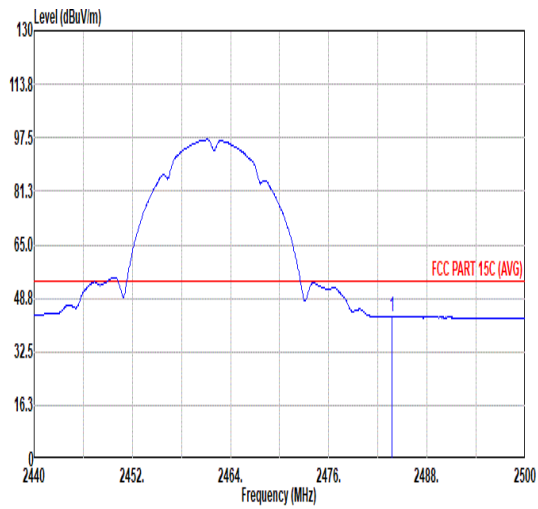
Peak



Limit	Read	Ant	Cable	Preamp	Aux	APos	TPos	Remark				
									Freq	Level	Line Margin	Level
1	2493.64	55.45	74.00	-18.55	39.05	32.40	8.87	30.87	6.00	367	360	PEAK

Limit	Read	Ant	Cable	Preamp	Aux	APos	TPos	Remark				
									Freq	Level	Line Margin	Level
1	2462.00	101.64	-----	-----	85.24	32.40	8.89	30.89	6.00	367	360	PEAK

Avg



Limit	Read	Ant	Cable	Preamp	Aux	APos	TPos	Remark				
									Freq	Level	Line Margin	Level
1	2483.74	43.21	54.00	-10.79	26.81	32.40	8.88	30.88	6.00	367	360	AVERAGE

Limit	Read	Ant	Cable	Preamp	Aux	APos	TPos	Remark				
									Freq	Level	Line Margin	Level
1	2462.00	97.11	-----	-----	80.71	32.40	8.89	30.89	6.00	367	360	AVERAGE



Mode	3																																																																															
	Harmonic																																																																															
	2400-2483.5_802.11b_CH11_2462MHz																																																																															
Pol.	Horizontal	Vertical																																																																														
Ref. Level	<table border="1"> <thead> <tr> <th>1</th> <th>2462.00</th> <th>102.07</th> <th>74.00</th> <th>28.07</th> <th>85.68</th> <th>32.40</th> <th>8.89</th> <th>30.90</th> <th>6.00</th> <th>100</th> <th>63</th> <th>PEAK</th> </tr> </thead> <tbody> <tr> <td>Limit</td> <td>Line Margin</td> <td>Read Level</td> <td>Ant Factor</td> <td>Cable Loss</td> <td>Preamp Factor</td> <td>Aux Factor</td> <td>APos</td> <td>TPos</td> <td colspan="4">Remark</td> </tr> <tr> <td>MHz</td> <td>dBuV/m</td> <td>dBuV/m</td> <td>dB</td> <td>dBuV</td> <td>dB/m</td> <td>dB</td> <td>dB</td> <td>cm</td> <td>deg</td> <td colspan="3"></td> </tr> </tbody> </table>	1	2462.00	102.07	74.00	28.07	85.68	32.40	8.89	30.90	6.00	100	63	PEAK	Limit	Line Margin	Read Level	Ant Factor	Cable Loss	Preamp Factor	Aux Factor	APos	TPos	Remark				MHz	dBuV/m	dBuV/m	dB	dBuV	dB/m	dB	dB	cm	deg				<table border="1"> <thead> <tr> <th>1</th> <th>2462.00</th> <th>96.99</th> <th>74.00</th> <th>22.99</th> <th>80.59</th> <th>32.40</th> <th>8.89</th> <th>30.89</th> <th>6.00</th> <th>366</th> <th>0</th> <th>PEAK</th> </tr> </thead> <tbody> <tr> <td>Limit</td> <td>Line Margin</td> <td>Read Level</td> <td>Ant Factor</td> <td>Cable Loss</td> <td>Preamp Factor</td> <td>Aux Factor</td> <td>APos</td> <td>TPos</td> <td colspan="4">Remark</td> </tr> <tr> <td>MHz</td> <td>dBuV/m</td> <td>dBuV/m</td> <td>dB</td> <td>dBuV</td> <td>dB/m</td> <td>dB</td> <td>dB</td> <td>cm</td> <td>deg</td> <td colspan="3"></td> </tr> </tbody> </table>	1	2462.00	96.99	74.00	22.99	80.59	32.40	8.89	30.89	6.00	366	0	PEAK	Limit	Line Margin	Read Level	Ant Factor	Cable Loss	Preamp Factor	Aux Factor	APos	TPos	Remark				MHz	dBuV/m	dBuV/m	dB	dBuV	dB/m	dB	dB	cm	deg			
1	2462.00	102.07	74.00	28.07	85.68	32.40	8.89	30.90	6.00	100	63	PEAK																																																																				
Limit	Line Margin	Read Level	Ant Factor	Cable Loss	Preamp Factor	Aux Factor	APos	TPos	Remark																																																																							
MHz	dBuV/m	dBuV/m	dB	dBuV	dB/m	dB	dB	cm	deg																																																																							
1	2462.00	96.99	74.00	22.99	80.59	32.40	8.89	30.89	6.00	366	0	PEAK																																																																				
Limit	Line Margin	Read Level	Ant Factor	Cable Loss	Preamp Factor	Aux Factor	APos	TPos	Remark																																																																							
MHz	dBuV/m	dBuV/m	dB	dBuV	dB/m	dB	dB	cm	deg																																																																							
Peak Avg	<table border="1"> <thead> <tr> <th>1</th> <th>4924.00</th> <th>40.47</th> <th>74.00</th> <th>-33.53</th> <th>59.68</th> <th>34.25</th> <th>12.00</th> <th>65.46</th> <th>0.00</th> <th>--</th> <th>--</th> <th>PEAK</th> </tr> </thead> <tbody> <tr> <td>Limit</td> <td>Line Margin</td> <td>Read Level</td> <td>Ant Factor</td> <td>Cable Loss</td> <td>Preamp Factor</td> <td>Aux Factor</td> <td>APos</td> <td>TPos</td> <td colspan="4">Remark</td> </tr> <tr> <td>MHz</td> <td>dBuV/m</td> <td>dBuV/m</td> <td>dB</td> <td>dBuV</td> <td>dB/m</td> <td>dB</td> <td>dB</td> <td>cm</td> <td>deg</td> <td colspan="3"></td> </tr> </tbody> </table>	1	4924.00	40.47	74.00	-33.53	59.68	34.25	12.00	65.46	0.00	--	--	PEAK	Limit	Line Margin	Read Level	Ant Factor	Cable Loss	Preamp Factor	Aux Factor	APos	TPos	Remark				MHz	dBuV/m	dBuV/m	dB	dBuV	dB/m	dB	dB	cm	deg				<table border="1"> <thead> <tr> <th>1</th> <th>4924.00</th> <th>40.42</th> <th>74.00</th> <th>-33.58</th> <th>59.63</th> <th>34.25</th> <th>12.00</th> <th>65.46</th> <th>0.00</th> <th>--</th> <th>--</th> <th>PEAK</th> </tr> </thead> <tbody> <tr> <td>Limit</td> <td>Line Margin</td> <td>Read Level</td> <td>Ant Factor</td> <td>Cable Loss</td> <td>Preamp Factor</td> <td>Aux Factor</td> <td>APos</td> <td>TPos</td> <td colspan="4">Remark</td> </tr> <tr> <td>MHz</td> <td>dBuV/m</td> <td>dBuV/m</td> <td>dB</td> <td>dBuV</td> <td>dB/m</td> <td>dB</td> <td>dB</td> <td>cm</td> <td>deg</td> <td colspan="3"></td> </tr> </tbody> </table>	1	4924.00	40.42	74.00	-33.58	59.63	34.25	12.00	65.46	0.00	--	--	PEAK	Limit	Line Margin	Read Level	Ant Factor	Cable Loss	Preamp Factor	Aux Factor	APos	TPos	Remark				MHz	dBuV/m	dBuV/m	dB	dBuV	dB/m	dB	dB	cm	deg			
1	4924.00	40.47	74.00	-33.53	59.68	34.25	12.00	65.46	0.00	--	--	PEAK																																																																				
Limit	Line Margin	Read Level	Ant Factor	Cable Loss	Preamp Factor	Aux Factor	APos	TPos	Remark																																																																							
MHz	dBuV/m	dBuV/m	dB	dBuV	dB/m	dB	dB	cm	deg																																																																							
1	4924.00	40.42	74.00	-33.58	59.63	34.25	12.00	65.46	0.00	--	--	PEAK																																																																				
Limit	Line Margin	Read Level	Ant Factor	Cable Loss	Preamp Factor	Aux Factor	APos	TPos	Remark																																																																							
MHz	dBuV/m	dBuV/m	dB	dBuV	dB/m	dB	dB	cm	deg																																																																							



4

Mode

Band Edge

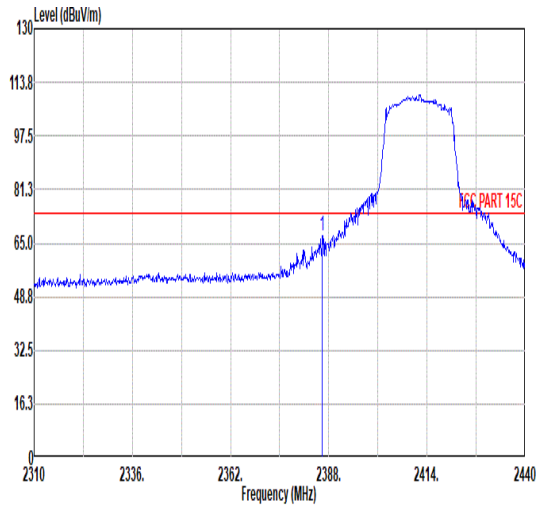
2400-2483.5_802.11g_CH01_2412MHz

Pol.

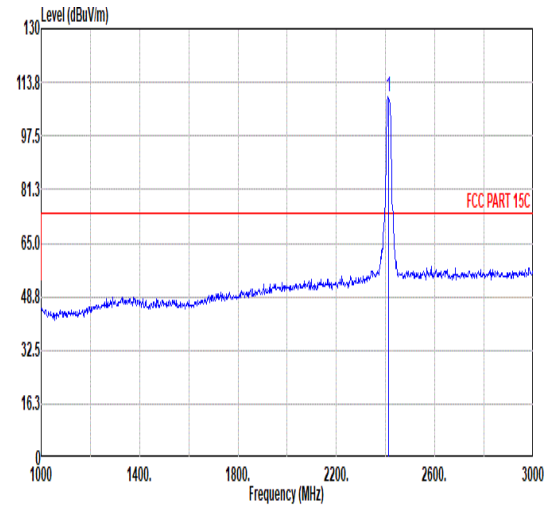
Horizontal

Fundamental

Peak

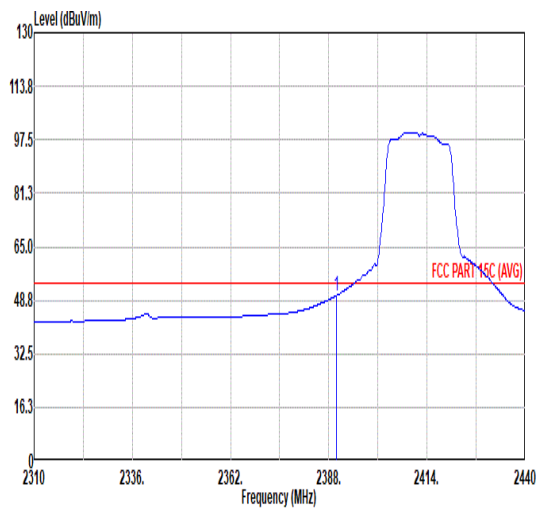


Limit	Read	Ant	Cable	Preamp	Aux	APos	TPos	Remark				
									Freq	Level	Line Margin	Level Factor
MHz	dBuV/m	dBuV/m	dB	dBuV	dB/m	dB	dB	cm	deg			
1	2386.31	67.15	74.00	-6.85	50.87	32.37	8.86	30.95	6.00	103	70	PEAK

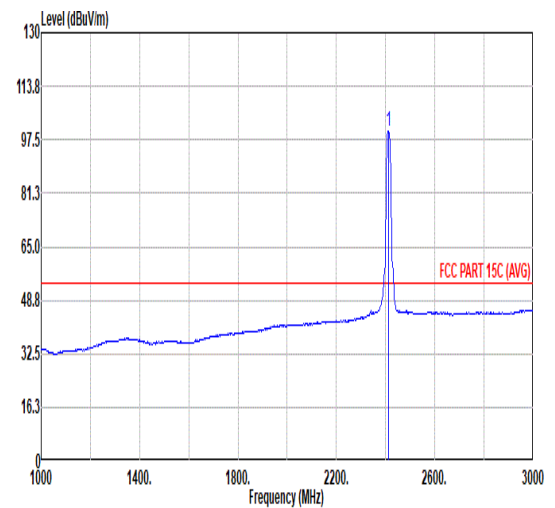


Limit	Read	Ant	Cable	Preamp	Aux	APos	TPos	Remark				
									Freq	Level	Line Margin	Level Factor
MHz	dBuV/m	dBuV/m	dB	dBuV	dB/m	dB	dB	cm	deg			
1	2412.00	109.57	-----	-----	93.18	32.40	8.92	30.93	6.00	103	70	PEAK

Avg



Limit	Read	Ant	Cable	Preamp	Aux	APos	TPos	Remark				
									Freq	Level	Line Margin	Level Factor
MHz	dBuV/m	dBuV/m	dB	dBuV	dB/m	dB	dB	cm	deg			
1	2389.95	50.13	54.00	-3.87	33.82	32.38	8.88	30.95	6.00	103	70	AVERAGE



Limit	Read	Ant	Cable	Preamp	Aux	APos	TPos	Remark				
									Freq	Level	Line Margin	Level Factor
MHz	dBuV/m	dBuV/m	dB	dBuV	dB/m	dB	dB	cm	deg			
1	2412.00	99.95	-----	-----	83.55	32.40	8.93	30.93	6.00	103	70	AVERAGE



4

Mode

Band Edge

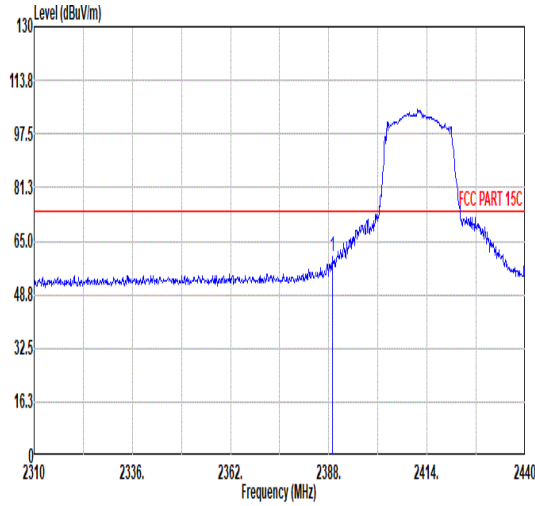
2400-2483.5_802.11g_CH01_2412MHz

Pol.

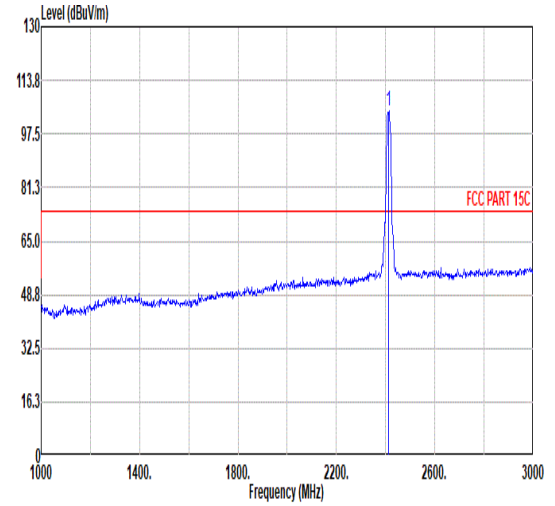
Vertical

Fundamental

Peak

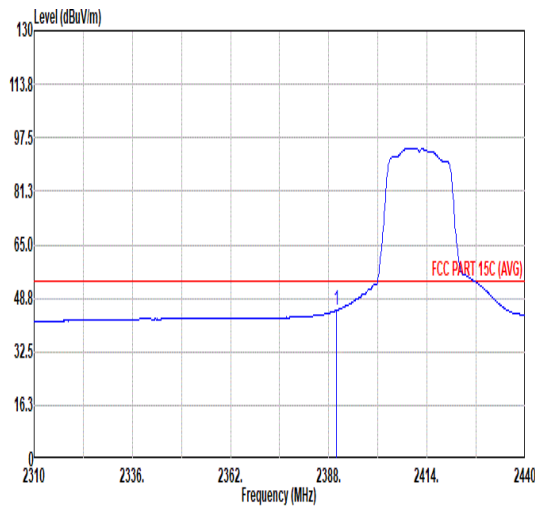


Limit	Read	Ant	Cable	Preamp	Aux	APos	TPos	Remark				
									Freq	Level	Line Margin	Level Factor
MHz	dBuV/m	dBuV/m	dB	dBuV	dB/m	dB	dB	cm	deg			
1	2389.04	60.13	74.00	-13.87	43.82	32.38	8.88	30.95	6.00	380	360	PEAK

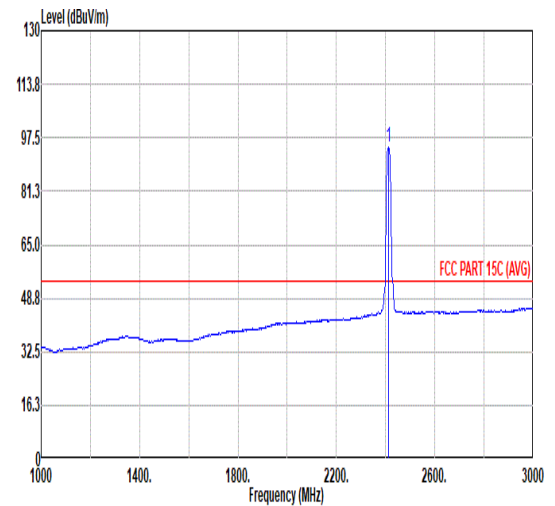


Limit	Read	Ant	Cable	Preamp	Aux	APos	TPos	Remark				
									Freq	Level	Line Margin	Level Factor
MHz	dBuV/m	dBuV/m	dB	dBuV	dB/m	dB	dB	cm	deg			
1	2412.00	104.32	-----	-----	87.93	32.40	8.92	30.93	6.00	380	360	PEAK

Avg



Limit	Read	Ant	Cable	Preamp	Aux	APos	TPos	Remark				
									Freq	Level	Line Margin	Level Factor
MHz	dBuV/m	dBuV/m	dB	dBuV	dB/m	dB	dB	cm	deg			
1	2389.95	45.06	54.00	-8.94	28.75	32.38	8.88	30.95	6.00	380	360	AVERAGE



Limit	Read	Ant	Cable	Preamp	Aux	APos	TPos	Remark				
									Freq	Level	Line Margin	Level Factor
MHz	dBuV/m	dBuV/m	dB	dBuV	dB/m	dB	dB	cm	deg			
1	2412.00	94.45	-----	-----	78.06	32.40	8.92	30.93	6.00	380	360	AVERAGE



Mode	4																																																																																																											
	Harmonic																																																																																																											
	2400-2483.5_802.11g_CH01_2412MHz																																																																																																											
Pol.	Horizontal	Vertical																																																																																																										
Ref. Level	<table border="1"> <thead> <tr> <th>Limit</th> <th>Read</th> <th>Ant</th> <th>Cable</th> <th>Preamp</th> <th>Aux</th> <th>APos</th> <th>TPos</th> <th>Remark</th> </tr> <tr> <th>Freq</th> <th>Level</th> <th>Line</th> <th>Margin</th> <th>Level</th> <th>Factor</th> <th>Loss</th> <th>Factor</th> <th>Factor</th> </tr> <tr> <th>MHz</th> <th>dBuV/m</th> <th>dBuV/m</th> <th>dB</th> <th>dBuV</th> <th>dB/m</th> <th>dB</th> <th>dB</th> <th>dB</th> </tr> </thead> <tbody> <tr> <td>1</td> <td>2412.00</td> <td>101.10</td> <td>74.00</td> <td>27.10</td> <td>84.71</td> <td>32.40</td> <td>8.92</td> <td>30.93</td> <td>6.00</td> <td>91</td> <td>PEAK</td> </tr> </tbody> </table>	Limit	Read	Ant	Cable	Preamp	Aux	APos	TPos	Remark	Freq	Level	Line	Margin	Level	Factor	Loss	Factor	Factor	MHz	dBuV/m	dBuV/m	dB	dBuV	dB/m	dB	dB	dB	1	2412.00	101.10	74.00	27.10	84.71	32.40	8.92	30.93	6.00	91	PEAK	<table border="1"> <thead> <tr> <th>Limit</th> <th>Read</th> <th>Ant</th> <th>Cable</th> <th>Preamp</th> <th>Aux</th> <th>APos</th> <th>TPos</th> <th>Remark</th> </tr> <tr> <th>Freq</th> <th>Level</th> <th>Line</th> <th>Margin</th> <th>Level</th> <th>Factor</th> <th>Loss</th> <th>Factor</th> <th>Factor</th> </tr> <tr> <th>MHz</th> <th>dBuV/m</th> <th>dBuV/m</th> <th>dB</th> <th>dBuV</th> <th>dB/m</th> <th>dB</th> <th>dB</th> <th>dB</th> </tr> </thead> <tbody> <tr> <td>1</td> <td>2412.00</td> <td>93.99</td> <td>74.00</td> <td>19.99</td> <td>77.60</td> <td>32.40</td> <td>8.92</td> <td>30.93</td> <td>6.00</td> <td>300</td> <td>360</td> <td>PEAK</td> </tr> </tbody> </table>	Limit	Read	Ant	Cable	Preamp	Aux	APos	TPos	Remark	Freq	Level	Line	Margin	Level	Factor	Loss	Factor	Factor	MHz	dBuV/m	dBuV/m	dB	dBuV	dB/m	dB	dB	dB	1	2412.00	93.99	74.00	19.99	77.60	32.40	8.92	30.93	6.00	300	360	PEAK																											
Limit	Read	Ant	Cable	Preamp	Aux	APos	TPos	Remark																																																																																																				
Freq	Level	Line	Margin	Level	Factor	Loss	Factor	Factor																																																																																																				
MHz	dBuV/m	dBuV/m	dB	dBuV	dB/m	dB	dB	dB																																																																																																				
1	2412.00	101.10	74.00	27.10	84.71	32.40	8.92	30.93	6.00	91	PEAK																																																																																																	
Limit	Read	Ant	Cable	Preamp	Aux	APos	TPos	Remark																																																																																																				
Freq	Level	Line	Margin	Level	Factor	Loss	Factor	Factor																																																																																																				
MHz	dBuV/m	dBuV/m	dB	dBuV	dB/m	dB	dB	dB																																																																																																				
1	2412.00	93.99	74.00	19.99	77.60	32.40	8.92	30.93	6.00	300	360	PEAK																																																																																																
Peak Avg	<table border="1"> <thead> <tr> <th>Limit</th> <th>Read</th> <th>Ant</th> <th>Cable</th> <th>Preamp</th> <th>Aux</th> <th>APos</th> <th>TPos</th> <th>Remark</th> </tr> <tr> <th>Freq</th> <th>Level</th> <th>Line</th> <th>Margin</th> <th>Level</th> <th>Factor</th> <th>Loss</th> <th>Factor</th> <th>Factor</th> </tr> <tr> <th>MHz</th> <th>dBuV/m</th> <th>dBuV/m</th> <th>dB</th> <th>dBuV</th> <th>dB/m</th> <th>dB</th> <th>dB</th> <th>dB</th> </tr> </thead> <tbody> <tr> <td>1</td> <td>4824.00</td> <td>38.73</td> <td>74.00</td> <td>-35.27</td> <td>57.89</td> <td>34.25</td> <td>12.24</td> <td>65.65</td> <td>0.00</td> <td>--</td> <td>--</td> <td>PEAK</td> </tr> <tr> <td>2</td> <td>6432.00</td> <td>50.30</td> <td>81.10</td> <td>-30.80</td> <td>63.95</td> <td>35.70</td> <td>14.13</td> <td>63.48</td> <td>0.00</td> <td>--</td> <td>--</td> <td>Peak</td> </tr> </tbody> </table>	Limit	Read	Ant	Cable	Preamp	Aux	APos	TPos	Remark	Freq	Level	Line	Margin	Level	Factor	Loss	Factor	Factor	MHz	dBuV/m	dBuV/m	dB	dBuV	dB/m	dB	dB	dB	1	4824.00	38.73	74.00	-35.27	57.89	34.25	12.24	65.65	0.00	--	--	PEAK	2	6432.00	50.30	81.10	-30.80	63.95	35.70	14.13	63.48	0.00	--	--	Peak	<table border="1"> <thead> <tr> <th>Limit</th> <th>Read</th> <th>Ant</th> <th>Cable</th> <th>Preamp</th> <th>Aux</th> <th>APos</th> <th>TPos</th> <th>Remark</th> </tr> <tr> <th>Freq</th> <th>Level</th> <th>Line</th> <th>Margin</th> <th>Level</th> <th>Factor</th> <th>Loss</th> <th>Factor</th> <th>Factor</th> </tr> <tr> <th>MHz</th> <th>dBuV/m</th> <th>dBuV/m</th> <th>dB</th> <th>dBuV</th> <th>dB/m</th> <th>dB</th> <th>dB</th> <th>dB</th> </tr> </thead> <tbody> <tr> <td>1</td> <td>4824.00</td> <td>38.73</td> <td>74.00</td> <td>-35.27</td> <td>57.89</td> <td>34.25</td> <td>12.24</td> <td>65.65</td> <td>0.00</td> <td>--</td> <td>--</td> <td>PEAK</td> </tr> <tr> <td>2</td> <td>6432.00</td> <td>51.27</td> <td>73.99</td> <td>-22.72</td> <td>64.92</td> <td>35.70</td> <td>14.13</td> <td>63.48</td> <td>0.00</td> <td>--</td> <td>--</td> <td>Peak</td> </tr> </tbody> </table>	Limit	Read	Ant	Cable	Preamp	Aux	APos	TPos	Remark	Freq	Level	Line	Margin	Level	Factor	Loss	Factor	Factor	MHz	dBuV/m	dBuV/m	dB	dBuV	dB/m	dB	dB	dB	1	4824.00	38.73	74.00	-35.27	57.89	34.25	12.24	65.65	0.00	--	--	PEAK	2	6432.00	51.27	73.99	-22.72	64.92	35.70	14.13	63.48	0.00	--	--	Peak
Limit	Read	Ant	Cable	Preamp	Aux	APos	TPos	Remark																																																																																																				
Freq	Level	Line	Margin	Level	Factor	Loss	Factor	Factor																																																																																																				
MHz	dBuV/m	dBuV/m	dB	dBuV	dB/m	dB	dB	dB																																																																																																				
1	4824.00	38.73	74.00	-35.27	57.89	34.25	12.24	65.65	0.00	--	--	PEAK																																																																																																
2	6432.00	50.30	81.10	-30.80	63.95	35.70	14.13	63.48	0.00	--	--	Peak																																																																																																
Limit	Read	Ant	Cable	Preamp	Aux	APos	TPos	Remark																																																																																																				
Freq	Level	Line	Margin	Level	Factor	Loss	Factor	Factor																																																																																																				
MHz	dBuV/m	dBuV/m	dB	dBuV	dB/m	dB	dB	dB																																																																																																				
1	4824.00	38.73	74.00	-35.27	57.89	34.25	12.24	65.65	0.00	--	--	PEAK																																																																																																
2	6432.00	51.27	73.99	-22.72	64.92	35.70	14.13	63.48	0.00	--	--	Peak																																																																																																



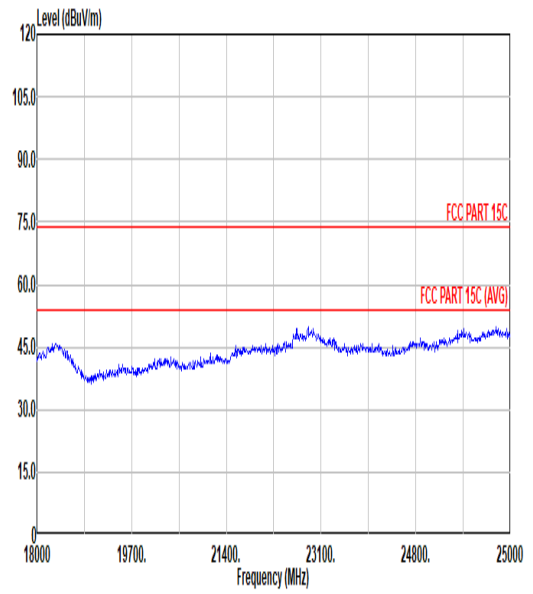
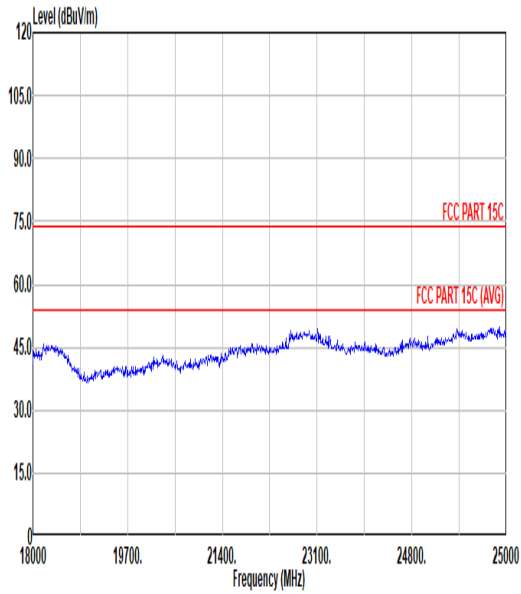
4

Mode

Harmonic

2400-2483.5_802.11g_CH01_2412MHz

Peak
Avg





Mode	4																																																																																																																																																																									
	LF																																																																																																																																																																									
	2400-2483.5_802.11g_CH01_2412MHz																																																																																																																																																																									
Pol.	Horizontal	Vertical																																																																																																																																																																								
Peak QP	<p>Site : 03GH06-KS Condition : FCC PART 15C 3m LF 6111D SN44483 VERTICAL</p> <table border="1"> <thead> <tr> <th>Peak</th> <th>Freq (MHz)</th> <th>Level (dBuV/m)</th> <th>Over Limit (dB)</th> <th>Limit (dBuV/m)</th> <th>Read Level (dBuV)</th> <th>Cable Loss (dB)</th> <th>Antenna Factor (dB/m)</th> <th>Preamp Factor (dB)</th> <th>A/Pos (cm)</th> <th>T/Pos (deg)</th> <th>Remark</th> </tr> </thead> <tbody> <tr><td>1</td><td>74.62</td><td>23.05</td><td>-16.95</td><td>40.00</td><td>41.39</td><td>1.02</td><td>13.00</td><td>32.36</td><td>---</td><td>---</td><td>Peak</td></tr> <tr><td>2</td><td>288.99</td><td>21.67</td><td>-24.33</td><td>46.00</td><td>32.37</td><td>2.29</td><td>19.18</td><td>32.17</td><td>---</td><td>---</td><td>Peak</td></tr> <tr><td>3</td><td>481.05</td><td>24.20</td><td>-21.80</td><td>46.00</td><td>30.24</td><td>2.96</td><td>23.65</td><td>32.65</td><td>---</td><td>---</td><td>Peak</td></tr> <tr><td>4</td><td>631.40</td><td>24.93</td><td>-21.07</td><td>48.00</td><td>27.63</td><td>3.40</td><td>26.24</td><td>32.34</td><td>---</td><td>---</td><td>Peak</td></tr> <tr><td>5</td><td>724.52</td><td>26.48</td><td>-19.52</td><td>46.00</td><td>27.61</td><td>3.64</td><td>27.44</td><td>32.21</td><td>---</td><td>---</td><td>Peak</td></tr> <tr><td>6</td><td>955.38</td><td>30.39</td><td>-15.61</td><td>46.00</td><td>26.21</td><td>4.16</td><td>30.95</td><td>30.93</td><td>---</td><td>---</td><td>Peak</td></tr> </tbody> </table>	Peak	Freq (MHz)	Level (dBuV/m)	Over Limit (dB)	Limit (dBuV/m)	Read Level (dBuV)	Cable Loss (dB)	Antenna Factor (dB/m)	Preamp Factor (dB)	A/Pos (cm)	T/Pos (deg)	Remark	1	74.62	23.05	-16.95	40.00	41.39	1.02	13.00	32.36	---	---	Peak	2	288.99	21.67	-24.33	46.00	32.37	2.29	19.18	32.17	---	---	Peak	3	481.05	24.20	-21.80	46.00	30.24	2.96	23.65	32.65	---	---	Peak	4	631.40	24.93	-21.07	48.00	27.63	3.40	26.24	32.34	---	---	Peak	5	724.52	26.48	-19.52	46.00	27.61	3.64	27.44	32.21	---	---	Peak	6	955.38	30.39	-15.61	46.00	26.21	4.16	30.95	30.93	---	---	Peak	<p>Site : 03GH06-KS Condition : FCC PART 15C 3m LF 6111D SN44483 VERTICAL</p> <table border="1"> <thead> <tr> <th>Peak</th> <th>Freq (MHz)</th> <th>Level (dBuV/m)</th> <th>Over Limit (dB)</th> <th>Limit (dBuV/m)</th> <th>Read Level (dBuV)</th> <th>Cable Loss (dB)</th> <th>Antenna Factor (dB/m)</th> <th>Preamp Factor (dB)</th> <th>A/Pos (cm)</th> <th>T/Pos (deg)</th> <th>Remark</th> </tr> </thead> <tbody> <tr><td>1</td><td>75.59</td><td>21.72</td><td>-18.28</td><td>40.00</td><td>39.94</td><td>1.03</td><td>13.10</td><td>32.35</td><td>---</td><td>---</td><td>Peak</td></tr> <tr><td>2</td><td>180.35</td><td>17.89</td><td>-25.61</td><td>43.50</td><td>33.15</td><td>1.81</td><td>15.10</td><td>32.17</td><td>---</td><td>---</td><td>Peak</td></tr> <tr><td>3</td><td>395.02</td><td>22.31</td><td>-23.69</td><td>46.00</td><td>30.52</td><td>2.65</td><td>21.38</td><td>32.24</td><td>---</td><td>---</td><td>Peak</td></tr> <tr><td>4</td><td>564.47</td><td>23.55</td><td>-22.45</td><td>46.00</td><td>27.29</td><td>3.20</td><td>25.52</td><td>32.46</td><td>---</td><td>---</td><td>Peak</td></tr> <tr><td>5</td><td>737.13</td><td>26.26</td><td>-19.74</td><td>46.00</td><td>26.96</td><td>3.67</td><td>27.82</td><td>32.19</td><td>---</td><td>---</td><td>Peak</td></tr> <tr><td>6</td><td>983.51</td><td>29.87</td><td>-24.13</td><td>54.00</td><td>25.54</td><td>4.23</td><td>30.73</td><td>30.63</td><td>---</td><td>---</td><td>Peak</td></tr> </tbody> </table>	Peak	Freq (MHz)	Level (dBuV/m)	Over Limit (dB)	Limit (dBuV/m)	Read Level (dBuV)	Cable Loss (dB)	Antenna Factor (dB/m)	Preamp Factor (dB)	A/Pos (cm)	T/Pos (deg)	Remark	1	75.59	21.72	-18.28	40.00	39.94	1.03	13.10	32.35	---	---	Peak	2	180.35	17.89	-25.61	43.50	33.15	1.81	15.10	32.17	---	---	Peak	3	395.02	22.31	-23.69	46.00	30.52	2.65	21.38	32.24	---	---	Peak	4	564.47	23.55	-22.45	46.00	27.29	3.20	25.52	32.46	---	---	Peak	5	737.13	26.26	-19.74	46.00	26.96	3.67	27.82	32.19	---	---	Peak	6	983.51	29.87	-24.13	54.00	25.54	4.23	30.73	30.63	---	---	Peak
Peak	Freq (MHz)	Level (dBuV/m)	Over Limit (dB)	Limit (dBuV/m)	Read Level (dBuV)	Cable Loss (dB)	Antenna Factor (dB/m)	Preamp Factor (dB)	A/Pos (cm)	T/Pos (deg)	Remark																																																																																																																																																															
1	74.62	23.05	-16.95	40.00	41.39	1.02	13.00	32.36	---	---	Peak																																																																																																																																																															
2	288.99	21.67	-24.33	46.00	32.37	2.29	19.18	32.17	---	---	Peak																																																																																																																																																															
3	481.05	24.20	-21.80	46.00	30.24	2.96	23.65	32.65	---	---	Peak																																																																																																																																																															
4	631.40	24.93	-21.07	48.00	27.63	3.40	26.24	32.34	---	---	Peak																																																																																																																																																															
5	724.52	26.48	-19.52	46.00	27.61	3.64	27.44	32.21	---	---	Peak																																																																																																																																																															
6	955.38	30.39	-15.61	46.00	26.21	4.16	30.95	30.93	---	---	Peak																																																																																																																																																															
Peak	Freq (MHz)	Level (dBuV/m)	Over Limit (dB)	Limit (dBuV/m)	Read Level (dBuV)	Cable Loss (dB)	Antenna Factor (dB/m)	Preamp Factor (dB)	A/Pos (cm)	T/Pos (deg)	Remark																																																																																																																																																															
1	75.59	21.72	-18.28	40.00	39.94	1.03	13.10	32.35	---	---	Peak																																																																																																																																																															
2	180.35	17.89	-25.61	43.50	33.15	1.81	15.10	32.17	---	---	Peak																																																																																																																																																															
3	395.02	22.31	-23.69	46.00	30.52	2.65	21.38	32.24	---	---	Peak																																																																																																																																																															
4	564.47	23.55	-22.45	46.00	27.29	3.20	25.52	32.46	---	---	Peak																																																																																																																																																															
5	737.13	26.26	-19.74	46.00	26.96	3.67	27.82	32.19	---	---	Peak																																																																																																																																																															
6	983.51	29.87	-24.13	54.00	25.54	4.23	30.73	30.63	---	---	Peak																																																																																																																																																															



Mode	5																																																																																																																									
	Harmonic																																																																																																																									
	2400-2483.5_802.11g_CH06_2437MHz																																																																																																																									
Pol.	Horizontal	Vertical																																																																																																																								
Ref. Level	<table border="1"> <thead> <tr> <th>Freq</th> <th>Level</th> <th>Limit</th> <th>Line Margin</th> <th>Read Level</th> <th>Ant Factor</th> <th>Cable Loss</th> <th>Preamp Factor</th> <th>Aux Factor</th> <th>APos</th> <th>TPos</th> <th>Remark</th> </tr> <tr> <th>MHz</th> <th>dBuV/m</th> <th>dBuV/m</th> <th>dB</th> <th>dBuV</th> <th>dB/m</th> <th>dB</th> <th>dB</th> <th>dB</th> <th>cm</th> <th>deg</th> <th></th> </tr> </thead> <tbody> <tr> <td>1</td> <td>2437.00</td> <td>99.86</td> <td>74.00</td> <td>25.86</td> <td>83.46</td> <td>32.40</td> <td>8.91</td> <td>30.91</td> <td>6.00</td> <td>100</td> <td>61 PEAK</td> </tr> </tbody> </table>	Freq	Level	Limit	Line Margin	Read Level	Ant Factor	Cable Loss	Preamp Factor	Aux Factor	APos	TPos	Remark	MHz	dBuV/m	dBuV/m	dB	dBuV	dB/m	dB	dB	dB	cm	deg		1	2437.00	99.86	74.00	25.86	83.46	32.40	8.91	30.91	6.00	100	61 PEAK	<table border="1"> <thead> <tr> <th>Freq</th> <th>Level</th> <th>Limit</th> <th>Line Margin</th> <th>Read Level</th> <th>Ant Factor</th> <th>Cable Loss</th> <th>Preamp Factor</th> <th>Aux Factor</th> <th>APos</th> <th>TPos</th> <th>Remark</th> </tr> <tr> <th>MHz</th> <th>dBuV/m</th> <th>dBuV/m</th> <th>dB</th> <th>dBuV</th> <th>dB/m</th> <th>dB</th> <th>dB</th> <th>dB</th> <th>cm</th> <th>deg</th> <th></th> </tr> </thead> <tbody> <tr> <td>1</td> <td>2437.00</td> <td>93.91</td> <td>74.00</td> <td>19.91</td> <td>77.51</td> <td>32.40</td> <td>8.91</td> <td>30.91</td> <td>6.00</td> <td>287</td> <td>0 PEAK</td> </tr> </tbody> </table>	Freq	Level	Limit	Line Margin	Read Level	Ant Factor	Cable Loss	Preamp Factor	Aux Factor	APos	TPos	Remark	MHz	dBuV/m	dBuV/m	dB	dBuV	dB/m	dB	dB	dB	cm	deg		1	2437.00	93.91	74.00	19.91	77.51	32.40	8.91	30.91	6.00	287	0 PEAK																																																
Freq	Level	Limit	Line Margin	Read Level	Ant Factor	Cable Loss	Preamp Factor	Aux Factor	APos	TPos	Remark																																																																																																															
MHz	dBuV/m	dBuV/m	dB	dBuV	dB/m	dB	dB	dB	cm	deg																																																																																																																
1	2437.00	99.86	74.00	25.86	83.46	32.40	8.91	30.91	6.00	100	61 PEAK																																																																																																															
Freq	Level	Limit	Line Margin	Read Level	Ant Factor	Cable Loss	Preamp Factor	Aux Factor	APos	TPos	Remark																																																																																																															
MHz	dBuV/m	dBuV/m	dB	dBuV	dB/m	dB	dB	dB	cm	deg																																																																																																																
1	2437.00	93.91	74.00	19.91	77.51	32.40	8.91	30.91	6.00	287	0 PEAK																																																																																																															
Peak Avg	<table border="1"> <thead> <tr> <th>Freq</th> <th>Level</th> <th>Limit</th> <th>Line Margin</th> <th>Read Level</th> <th>Ant Factor</th> <th>Cable Loss</th> <th>Preamp Factor</th> <th>Aux Factor</th> <th>APos</th> <th>TPos</th> <th>Remark</th> </tr> <tr> <th>MHz</th> <th>dBuV/m</th> <th>dBuV/m</th> <th>dB</th> <th>dBuV</th> <th>dB/m</th> <th>dB</th> <th>dB</th> <th>dB</th> <th>cm</th> <th>deg</th> <th></th> </tr> </thead> <tbody> <tr> <td>1</td> <td>4874.00</td> <td>40.40</td> <td>74.00</td> <td>-33.60</td> <td>59.67</td> <td>34.20</td> <td>12.09</td> <td>65.56</td> <td>0.00</td> <td>--</td> <td>-- PEAK</td> </tr> <tr> <td>2</td> <td>6499.00</td> <td>51.22</td> <td>79.86</td> <td>-28.64</td> <td>64.03</td> <td>35.70</td> <td>14.63</td> <td>63.14</td> <td>0.00</td> <td>--</td> <td>-- Peak</td> </tr> <tr> <td>3</td> <td>7311.00</td> <td>43.15</td> <td>74.00</td> <td>-30.85</td> <td>57.23</td> <td>35.80</td> <td>14.95</td> <td>64.83</td> <td>0.00</td> <td>--</td> <td>-- PEAK</td> </tr> </tbody> </table>	Freq	Level	Limit	Line Margin	Read Level	Ant Factor	Cable Loss	Preamp Factor	Aux Factor	APos	TPos	Remark	MHz	dBuV/m	dBuV/m	dB	dBuV	dB/m	dB	dB	dB	cm	deg		1	4874.00	40.40	74.00	-33.60	59.67	34.20	12.09	65.56	0.00	--	-- PEAK	2	6499.00	51.22	79.86	-28.64	64.03	35.70	14.63	63.14	0.00	--	-- Peak	3	7311.00	43.15	74.00	-30.85	57.23	35.80	14.95	64.83	0.00	--	-- PEAK	<table border="1"> <thead> <tr> <th>Freq</th> <th>Level</th> <th>Limit</th> <th>Line Margin</th> <th>Read Level</th> <th>Ant Factor</th> <th>Cable Loss</th> <th>Preamp Factor</th> <th>Aux Factor</th> <th>APos</th> <th>TPos</th> <th>Remark</th> </tr> <tr> <th>MHz</th> <th>dBuV/m</th> <th>dBuV/m</th> <th>dB</th> <th>dBuV</th> <th>dB/m</th> <th>dB</th> <th>dB</th> <th>dB</th> <th>cm</th> <th>deg</th> <th></th> </tr> </thead> <tbody> <tr> <td>1</td> <td>4874.00</td> <td>40.09</td> <td>74.00</td> <td>-33.91</td> <td>59.36</td> <td>34.20</td> <td>12.09</td> <td>65.56</td> <td>0.00</td> <td>--</td> <td>-- PEAK</td> </tr> <tr> <td>2</td> <td>6498.00</td> <td>51.73</td> <td>73.91</td> <td>-22.18</td> <td>64.54</td> <td>35.70</td> <td>14.63</td> <td>63.14</td> <td>0.00</td> <td>--</td> <td>-- Peak</td> </tr> <tr> <td>3</td> <td>7311.00</td> <td>43.88</td> <td>74.00</td> <td>-30.12</td> <td>57.96</td> <td>35.80</td> <td>14.95</td> <td>64.83</td> <td>0.00</td> <td>--</td> <td>-- PEAK</td> </tr> </tbody> </table>	Freq	Level	Limit	Line Margin	Read Level	Ant Factor	Cable Loss	Preamp Factor	Aux Factor	APos	TPos	Remark	MHz	dBuV/m	dBuV/m	dB	dBuV	dB/m	dB	dB	dB	cm	deg		1	4874.00	40.09	74.00	-33.91	59.36	34.20	12.09	65.56	0.00	--	-- PEAK	2	6498.00	51.73	73.91	-22.18	64.54	35.70	14.63	63.14	0.00	--	-- Peak	3	7311.00	43.88	74.00	-30.12	57.96	35.80	14.95	64.83	0.00	--	-- PEAK
Freq	Level	Limit	Line Margin	Read Level	Ant Factor	Cable Loss	Preamp Factor	Aux Factor	APos	TPos	Remark																																																																																																															
MHz	dBuV/m	dBuV/m	dB	dBuV	dB/m	dB	dB	dB	cm	deg																																																																																																																
1	4874.00	40.40	74.00	-33.60	59.67	34.20	12.09	65.56	0.00	--	-- PEAK																																																																																																															
2	6499.00	51.22	79.86	-28.64	64.03	35.70	14.63	63.14	0.00	--	-- Peak																																																																																																															
3	7311.00	43.15	74.00	-30.85	57.23	35.80	14.95	64.83	0.00	--	-- PEAK																																																																																																															
Freq	Level	Limit	Line Margin	Read Level	Ant Factor	Cable Loss	Preamp Factor	Aux Factor	APos	TPos	Remark																																																																																																															
MHz	dBuV/m	dBuV/m	dB	dBuV	dB/m	dB	dB	dB	cm	deg																																																																																																																
1	4874.00	40.09	74.00	-33.91	59.36	34.20	12.09	65.56	0.00	--	-- PEAK																																																																																																															
2	6498.00	51.73	73.91	-22.18	64.54	35.70	14.63	63.14	0.00	--	-- Peak																																																																																																															
3	7311.00	43.88	74.00	-30.12	57.96	35.80	14.95	64.83	0.00	--	-- PEAK																																																																																																															



6

Mode

Band Edge

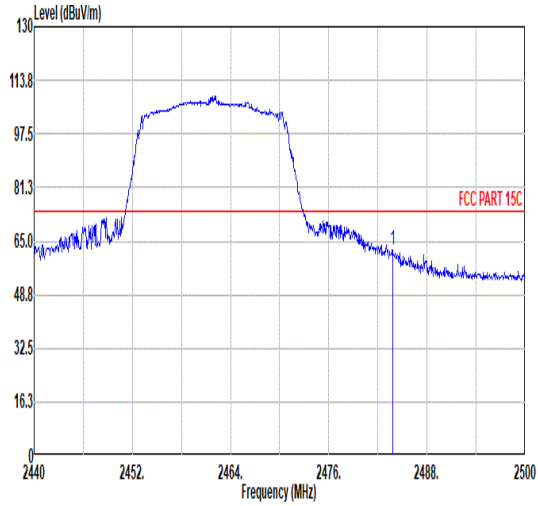
2400-2483.5_802.11g_CH11_2462MHz

Pol.

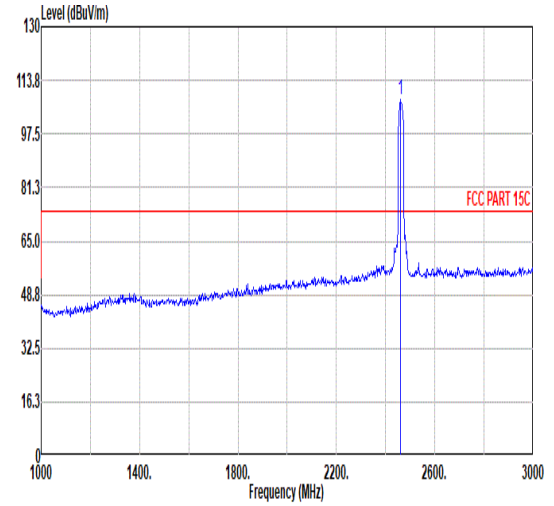
Horizontal

Fundamental

Peak

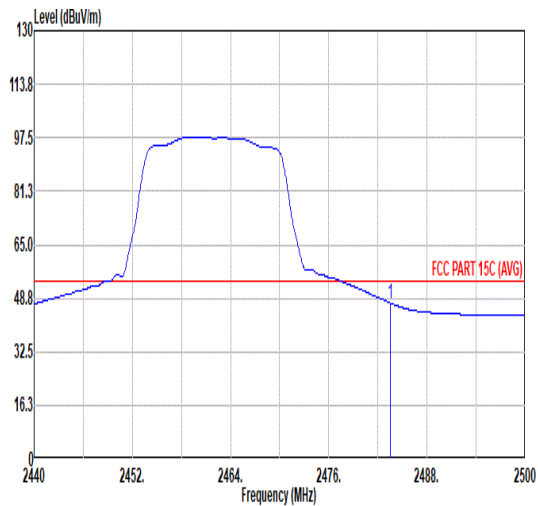


Limit	Read	Ant	Cable	Preamp	Aux	APos	TPos	Remark
74.00	62.28							
MHz	dBuV/m	dBuV/m	dB	dBuV	dB/m	dB	dB	dB
1	2483.80	62.28	74.00	-11.72	45.88	32.40	8.88	30.88
					6.00		148	68
								PEAK

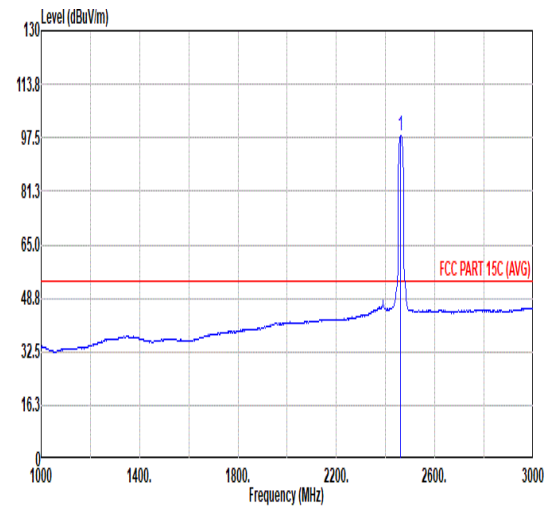


Limit	Read	Ant	Cable	Preamp	Aux	APos	TPos	Remark
74.00	107.73							
MHz	dBuV/m	dBuV/m	dB	dBuV	dB/m	dB	dB	dB
1	2462.00	107.73	-----	-----	91.33	32.40	8.89	30.89
					6.00		148	68
								PEAK

Avg



Limit	Read	Ant	Cable	Preamp	Aux	APos	TPos	Remark
54.00	47.33							
MHz	dBuV/m	dBuV/m	dB	dBuV	dB/m	dB	dB	dB
1	2483.50	47.33	54.00	-6.67	30.93	32.40	8.88	30.88
					6.00		148	68
								AVERAGE



Limit	Read	Ant	Cable	Preamp	Aux	APos	TPos	Remark
54.00	98.01							
MHz	dBuV/m	dBuV/m	dB	dBuV	dB/m	dB	dB	dB
1	2462.00	98.01	-----	-----	81.61	32.40	8.89	30.89
					6.00		148	68
								AVERAGE



6

Mode

Band Edge

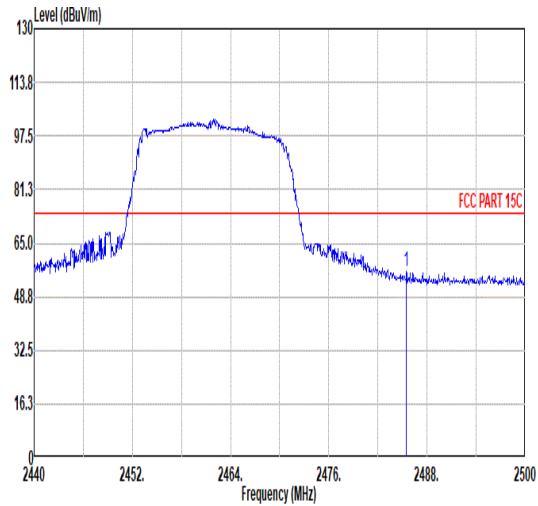
2400-2483.5_802.11g_CH11_2462MHz

Pol.

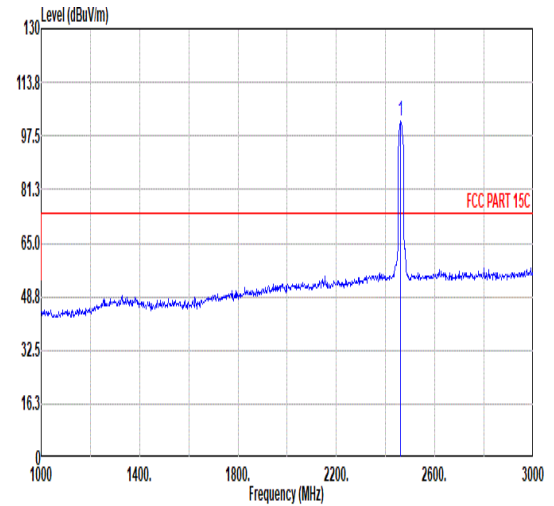
Vertical

Fundamental

Peak

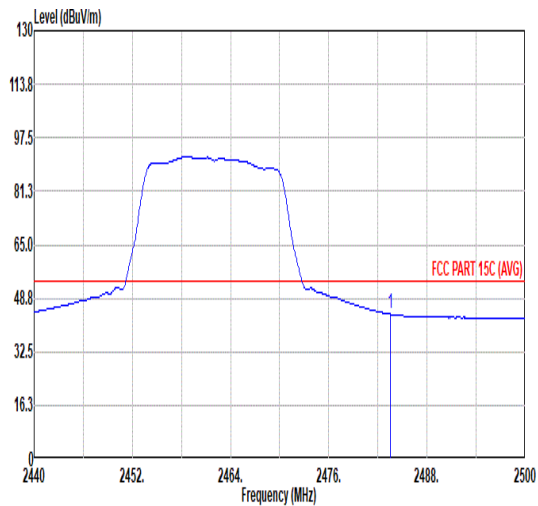


Limit	Read	Ant	Cable	Preamp	Aux	APos	TPos	Remark				
									Freq	Level	Line Margin	Level Factor
MHz	dBuV/m	dBuV/m	dB	dBuV	dB/m	dB	dB	dB	cm	deg		
1	2485.48	56.45	74.00	-17.55	40.05	32.40	8.88	30.88	6.00	369	360	PEAK

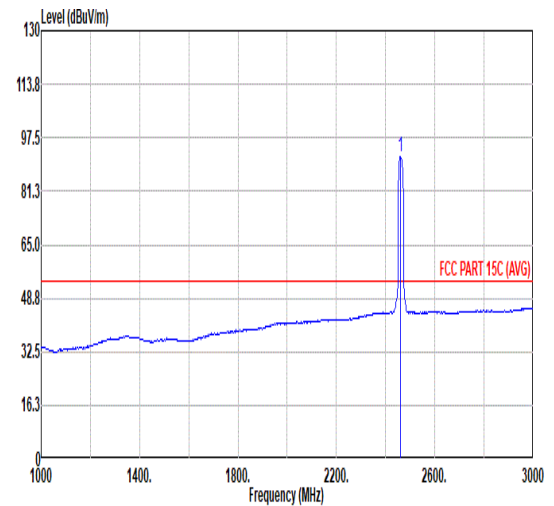


Limit	Read	Ant	Cable	Preamp	Aux	APos	TPos	Remark				
									Freq	Level	Line Margin	Level Factor
MHz	dBuV/m	dBuV/m	dB	dBuV	dB/m	dB	dB	dB	cm	deg		
1	2462.00	101.98	-----	-----	85.58	32.40	8.89	30.89	6.00	369	360	PEAK

Avg



Limit	Read	Ant	Cable	Preamp	Aux	APos	TPos	Remark				
									Freq	Level	Line Margin	Level Factor
MHz	dBuV/m	dBuV/m	dB	dBuV	dB/m	dB	dB	dB	cm	deg		
1	2483.50	43.95	54.00	-10.05	27.55	32.40	8.88	30.88	6.00	369	360	AVERAGE



Limit	Read	Ant	Cable	Preamp	Aux	APos	TPos	Remark				
									Freq	Level	Line Margin	Level Factor
MHz	dBuV/m	dBuV/m	dB	dBuV	dB/m	dB	dB	dB	cm	deg		
1	2462.00	91.86	-----	-----	75.46	32.40	8.90	30.90	6.00	369	360	AVERAGE



Mode	6																																																																																																																																							
	Harmonic																																																																																																																																							
	2400-2483.5_802.11g_CH11_2462MHz																																																																																																																																							
Pol.	Horizontal	Vertical																																																																																																																																						
Ref. Level	<table border="1"> <thead> <tr> <th>Limit</th> <th>Read</th> <th>Ant</th> <th>Cable</th> <th>Preamp</th> <th>Aux</th> <th>APos</th> <th>TPos</th> <th>Remark</th> </tr> <tr> <th>Freq</th> <th>Level</th> <th>Line</th> <th>Margin</th> <th>Level</th> <th>Factor</th> <th>Loss</th> <th>Factor</th> <th>Factor</th> </tr> <tr> <th>MHz</th> <th>dBuV/m</th> <th>dBuV/m</th> <th>dB</th> <th>dBuV</th> <th>dB/m</th> <th>dB</th> <th>dB</th> <th>cm</th> <th>deg</th> </tr> </thead> <tbody> <tr> <td>1</td> <td>2462.00</td> <td>89.27</td> <td>74.00</td> <td>15.27</td> <td>72.87</td> <td>32.40</td> <td>8.89</td> <td>30.89</td> <td>6.00</td> <td>100</td> <td>303</td> <td>PEAK</td> </tr> </tbody> </table>	Limit	Read	Ant	Cable	Preamp	Aux	APos	TPos	Remark	Freq	Level	Line	Margin	Level	Factor	Loss	Factor	Factor	MHz	dBuV/m	dBuV/m	dB	dBuV	dB/m	dB	dB	cm	deg	1	2462.00	89.27	74.00	15.27	72.87	32.40	8.89	30.89	6.00	100	303	PEAK	<table border="1"> <thead> <tr> <th>Limit</th> <th>Read</th> <th>Ant</th> <th>Cable</th> <th>Preamp</th> <th>Aux</th> <th>APos</th> <th>TPos</th> <th>Remark</th> </tr> <tr> <th>Freq</th> <th>Level</th> <th>Line</th> <th>Margin</th> <th>Level</th> <th>Factor</th> <th>Loss</th> <th>Factor</th> <th>Factor</th> </tr> <tr> <th>MHz</th> <th>dBuV/m</th> <th>dBuV/m</th> <th>dB</th> <th>dBuV</th> <th>dB/m</th> <th>dB</th> <th>dB</th> <th>cm</th> <th>deg</th> </tr> </thead> <tbody> <tr> <td>1</td> <td>2462.00</td> <td>89.27</td> <td>74.00</td> <td>15.27</td> <td>72.87</td> <td>32.40</td> <td>8.89</td> <td>30.89</td> <td>6.00</td> <td>285</td> <td>0</td> <td>PEAK</td> </tr> </tbody> </table>	Limit	Read	Ant	Cable	Preamp	Aux	APos	TPos	Remark	Freq	Level	Line	Margin	Level	Factor	Loss	Factor	Factor	MHz	dBuV/m	dBuV/m	dB	dBuV	dB/m	dB	dB	cm	deg	1	2462.00	89.27	74.00	15.27	72.87	32.40	8.89	30.89	6.00	285	0	PEAK																																																				
	Limit	Read	Ant	Cable	Preamp	Aux	APos	TPos	Remark																																																																																																																															
Freq	Level	Line	Margin	Level	Factor	Loss	Factor	Factor																																																																																																																																
MHz	dBuV/m	dBuV/m	dB	dBuV	dB/m	dB	dB	cm	deg																																																																																																																															
1	2462.00	89.27	74.00	15.27	72.87	32.40	8.89	30.89	6.00	100	303	PEAK																																																																																																																												
Limit	Read	Ant	Cable	Preamp	Aux	APos	TPos	Remark																																																																																																																																
Freq	Level	Line	Margin	Level	Factor	Loss	Factor	Factor																																																																																																																																
MHz	dBuV/m	dBuV/m	dB	dBuV	dB/m	dB	dB	cm	deg																																																																																																																															
1	2462.00	89.27	74.00	15.27	72.87	32.40	8.89	30.89	6.00	285	0	PEAK																																																																																																																												
Peak Avg	<table border="1"> <thead> <tr> <th>Limit</th> <th>Read</th> <th>Ant</th> <th>Cable</th> <th>Preamp</th> <th>Aux</th> <th>APos</th> <th>TPos</th> <th>Remark</th> </tr> <tr> <th>Freq</th> <th>Level</th> <th>Line</th> <th>Margin</th> <th>Level</th> <th>Factor</th> <th>Loss</th> <th>Factor</th> <th>Factor</th> </tr> <tr> <th>MHz</th> <th>dBuV/m</th> <th>dBuV/m</th> <th>dB</th> <th>dBuV</th> <th>dB/m</th> <th>dB</th> <th>dB</th> <th>cm</th> <th>deg</th> </tr> </thead> <tbody> <tr> <td>1</td> <td>4924.00</td> <td>40.79</td> <td>74.00</td> <td>-33.21</td> <td>60.00</td> <td>34.25</td> <td>12.00</td> <td>65.46</td> <td>0.00</td> <td>--</td> <td>--</td> <td>PEAK</td> </tr> <tr> <td>2</td> <td>6565.00</td> <td>51.03</td> <td>75.49</td> <td>-24.46</td> <td>63.51</td> <td>35.67</td> <td>14.66</td> <td>62.81</td> <td>0.00</td> <td>--</td> <td>--</td> <td>Peak</td> </tr> <tr> <td>3</td> <td>7386.00</td> <td>43.36</td> <td>74.00</td> <td>-30.64</td> <td>57.36</td> <td>35.80</td> <td>15.24</td> <td>65.04</td> <td>0.00</td> <td>--</td> <td>--</td> <td>PEAK</td> </tr> </tbody> </table>	Limit	Read	Ant	Cable	Preamp	Aux	APos	TPos	Remark	Freq	Level	Line	Margin	Level	Factor	Loss	Factor	Factor	MHz	dBuV/m	dBuV/m	dB	dBuV	dB/m	dB	dB	cm	deg	1	4924.00	40.79	74.00	-33.21	60.00	34.25	12.00	65.46	0.00	--	--	PEAK	2	6565.00	51.03	75.49	-24.46	63.51	35.67	14.66	62.81	0.00	--	--	Peak	3	7386.00	43.36	74.00	-30.64	57.36	35.80	15.24	65.04	0.00	--	--	PEAK	<table border="1"> <thead> <tr> <th>Limit</th> <th>Read</th> <th>Ant</th> <th>Cable</th> <th>Preamp</th> <th>Aux</th> <th>APos</th> <th>TPos</th> <th>Remark</th> </tr> <tr> <th>Freq</th> <th>Level</th> <th>Line</th> <th>Margin</th> <th>Level</th> <th>Factor</th> <th>Loss</th> <th>Factor</th> <th>Factor</th> </tr> <tr> <th>MHz</th> <th>dBuV/m</th> <th>dBuV/m</th> <th>dB</th> <th>dBuV</th> <th>dB/m</th> <th>dB</th> <th>dB</th> <th>cm</th> <th>deg</th> </tr> </thead> <tbody> <tr> <td>1</td> <td>4924.00</td> <td>40.21</td> <td>74.00</td> <td>-33.79</td> <td>59.42</td> <td>34.25</td> <td>12.00</td> <td>65.46</td> <td>0.00</td> <td>--</td> <td>--</td> <td>PEAK</td> </tr> <tr> <td>2</td> <td>6565.00</td> <td>52.97</td> <td>69.27</td> <td>-16.30</td> <td>65.45</td> <td>35.67</td> <td>14.66</td> <td>62.81</td> <td>0.00</td> <td>--</td> <td>--</td> <td>Peak</td> </tr> <tr> <td>3</td> <td>7386.00</td> <td>44.12</td> <td>74.00</td> <td>-29.88</td> <td>58.12</td> <td>35.80</td> <td>15.24</td> <td>65.04</td> <td>0.00</td> <td>--</td> <td>--</td> <td>PEAK</td> </tr> </tbody> </table>	Limit	Read	Ant	Cable	Preamp	Aux	APos	TPos	Remark	Freq	Level	Line	Margin	Level	Factor	Loss	Factor	Factor	MHz	dBuV/m	dBuV/m	dB	dBuV	dB/m	dB	dB	cm	deg	1	4924.00	40.21	74.00	-33.79	59.42	34.25	12.00	65.46	0.00	--	--	PEAK	2	6565.00	52.97	69.27	-16.30	65.45	35.67	14.66	62.81	0.00	--	--	Peak	3	7386.00	44.12	74.00	-29.88	58.12	35.80	15.24	65.04	0.00	--	--	PEAK
Limit	Read	Ant	Cable	Preamp	Aux	APos	TPos	Remark																																																																																																																																
Freq	Level	Line	Margin	Level	Factor	Loss	Factor	Factor																																																																																																																																
MHz	dBuV/m	dBuV/m	dB	dBuV	dB/m	dB	dB	cm	deg																																																																																																																															
1	4924.00	40.79	74.00	-33.21	60.00	34.25	12.00	65.46	0.00	--	--	PEAK																																																																																																																												
2	6565.00	51.03	75.49	-24.46	63.51	35.67	14.66	62.81	0.00	--	--	Peak																																																																																																																												
3	7386.00	43.36	74.00	-30.64	57.36	35.80	15.24	65.04	0.00	--	--	PEAK																																																																																																																												
Limit	Read	Ant	Cable	Preamp	Aux	APos	TPos	Remark																																																																																																																																
Freq	Level	Line	Margin	Level	Factor	Loss	Factor	Factor																																																																																																																																
MHz	dBuV/m	dBuV/m	dB	dBuV	dB/m	dB	dB	cm	deg																																																																																																																															
1	4924.00	40.21	74.00	-33.79	59.42	34.25	12.00	65.46	0.00	--	--	PEAK																																																																																																																												
2	6565.00	52.97	69.27	-16.30	65.45	35.67	14.66	62.81	0.00	--	--	Peak																																																																																																																												
3	7386.00	44.12	74.00	-29.88	58.12	35.80	15.24	65.04	0.00	--	--	PEAK																																																																																																																												



7

Mode

Band Edge

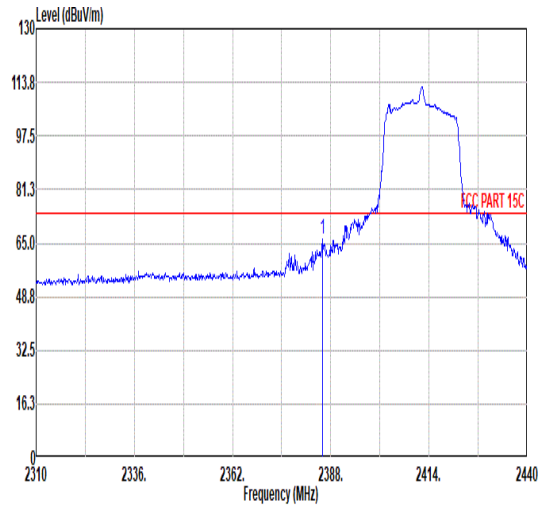
2400-2483.5_802.11n_HT20_CH01_2412MHz

Pol.

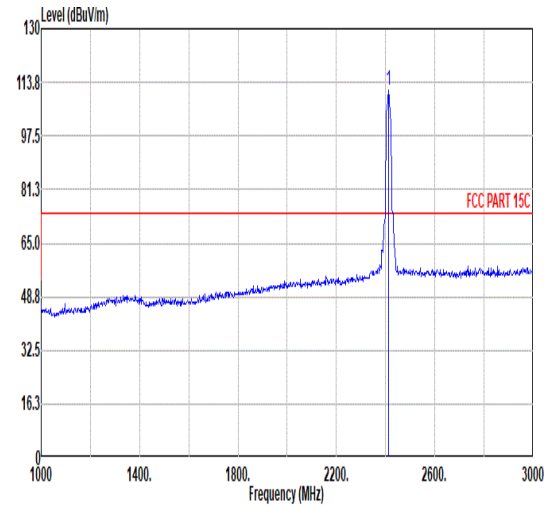
Horizontal

Fundamental

Peak

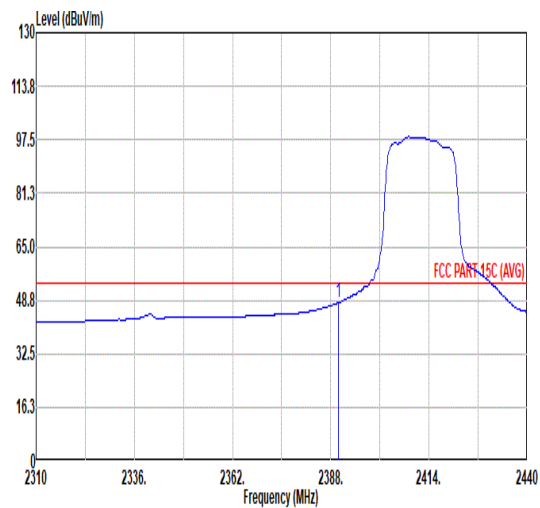


Limit	Read	Ant	Cable	Preamp	Aux	APos	TPos	Remark				
									Freq	Level	Line Margin	Level Factor
MHz	dBuV/m	dBuV/m	dB	dBuV	dB/m	dB	dB	cm	deg			
1	2385.92	66.00	74.00	-8.00	49.72	32.37	8.86	30.95	6.00	0	0	PEAK

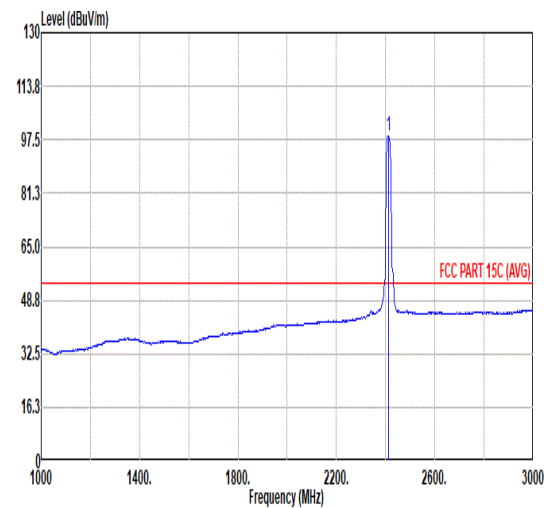


Limit	Read	Ant	Cable	Preamp	Aux	APos	TPos	Remark				
									Freq	Level	Line Margin	Level Factor
MHz	dBuV/m	dBuV/m	dB	dBuV	dB/m	dB	dB	cm	deg			
1	2412.00	111.20	-----	-----	94.81	32.40	8.92	30.93	6.00	0	0	PEAK

Avg



Limit	Read	Ant	Cable	Preamp	Aux	APos	TPos	Remark				
									Freq	Level	Line Margin	Level Factor
MHz	dBuV/m	dBuV/m	dB	dBuV	dB/m	dB	dB	cm	deg			
1	2389.95	48.02	54.00	-5.98	31.71	32.38	8.80	30.95	6.00	0	0	AVERAGE



Limit	Read	Ant	Cable	Preamp	Aux	APos	TPos	Remark				
									Freq	Level	Line Margin	Level Factor
MHz	dBuV/m	dBuV/m	dB	dBuV	dB/m	dB	dB	cm	deg			
1	2412.00	98.67	-----	-----	82.27	32.40	8.93	30.93	6.00	0	0	AVERAGE



7

Mode

Band Edge

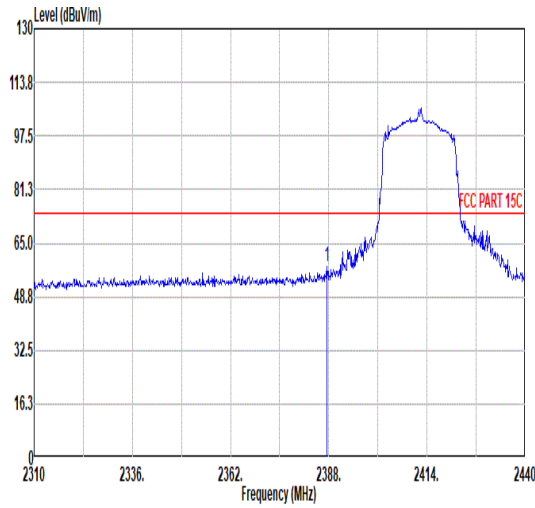
2400-2483.5_802.11n_HT20_CH01_2412MHz

Pol.

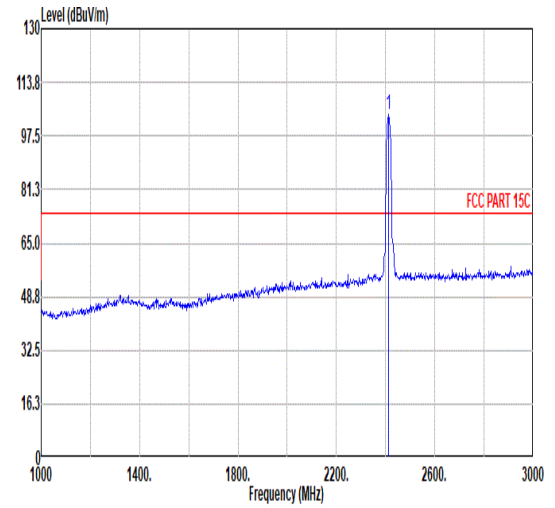
Vertical

Fundamental

Peak

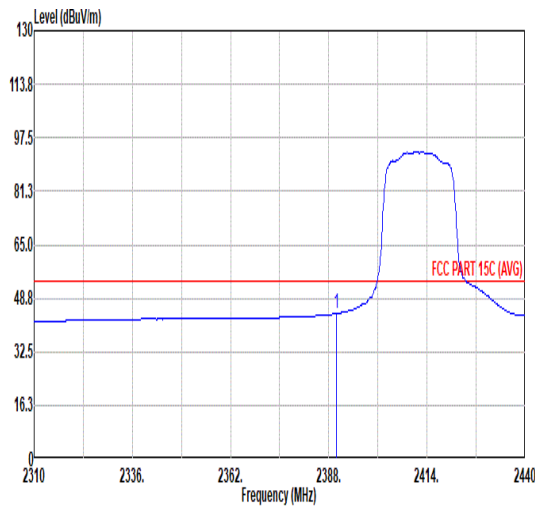


Limit	Read	Ant	Cable	Preamp	Aux	APos	TPos	Remark				
									Freq	Level	Line Margin	Level Factor
MHz	dBuV/m	dBuV/m	dB	dBuV	dB/m	dB	dB	cm	deg			
1	2387.48	58.08	74.00	-15.92	41.79	32.37	8.87	30.95	6.00	382	360	PEAK

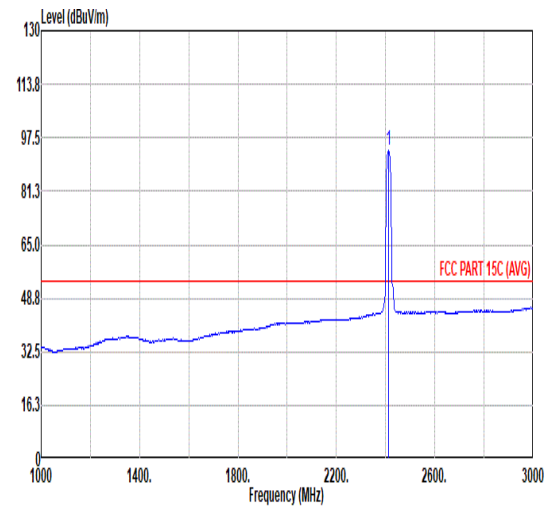


Limit	Read	Ant	Cable	Preamp	Aux	APos	TPos	Remark				
									Freq	Level	Line Margin	Level Factor
MHz	dBuV/m	dBuV/m	dB	dBuV	dB/m	dB	dB	cm	deg			
1	2412.00	103.91	-----	-----	87.52	32.40	8.92	30.93	6.00	382	360	PEAK

Avg



Limit	Read	Ant	Cable	Preamp	Aux	APos	TPos	Remark				
									Freq	Level	Line Margin	Level Factor
MHz	dBuV/m	dBuV/m	dB	dBuV	dB/m	dB	dB	cm	deg			
1	2389.95	44.09	54.00	-9.91	27.78	32.38	8.88	30.95	6.00	382	360	AVERAGE



Limit	Read	Ant	Cable	Preamp	Aux	APos	TPos	Remark				
									Freq	Level	Line Margin	Level Factor
MHz	dBuV/m	dBuV/m	dB	dBuV	dB/m	dB	dB	cm	deg			
1	2412.00	93.50	-----	-----	77.11	32.40	8.92	30.93	6.00	382	360	AVERAGE



Mode	7																																																																																																																													
	Harmonic																																																																																																																													
	2400-2483.5_802.11n_HT20_CH01_2412MHz																																																																																																																													
Pol.	Horizontal	Vertical																																																																																																																												
Ref. Level	<table border="1"> <thead> <tr> <th>Freq</th> <th>Level</th> <th>Limit</th> <th>Over</th> <th>Read</th> <th>Ant</th> <th>Cable</th> <th>Preamp</th> <th>Aux</th> <th>APos</th> <th>TPos</th> <th>Remark</th> </tr> <tr> <th>MHz</th> <th>dBuV/m</th> <th>dBuV/m</th> <th>dB</th> <th>dBuV</th> <th>dB/m</th> <th>dB</th> <th>dB</th> <th>dB</th> <th>cm</th> <th>deg</th> <th></th> </tr> </thead> <tbody> <tr> <td>1</td> <td>2412.00</td> <td>100.48</td> <td>74.00</td> <td>26.48</td> <td>88.39</td> <td>32.27</td> <td>6.63</td> <td>32.81</td> <td>6.00</td> <td>---</td> <td>---</td> <td>Peak</td> </tr> </tbody> </table>	Freq	Level	Limit	Over	Read	Ant	Cable	Preamp	Aux	APos	TPos	Remark	MHz	dBuV/m	dBuV/m	dB	dBuV	dB/m	dB	dB	dB	cm	deg		1	2412.00	100.48	74.00	26.48	88.39	32.27	6.63	32.81	6.00	---	---	Peak	<table border="1"> <thead> <tr> <th>Freq</th> <th>Level</th> <th>Limit</th> <th>Over</th> <th>Read</th> <th>Ant</th> <th>Cable</th> <th>Preamp</th> <th>Aux</th> <th>APos</th> <th>TPos</th> <th>Remark</th> </tr> <tr> <th>MHz</th> <th>dBuV/m</th> <th>dBuV/m</th> <th>dB</th> <th>dBuV</th> <th>dB/m</th> <th>dB</th> <th>dB</th> <th>dB</th> <th>cm</th> <th>deg</th> <th></th> </tr> </thead> <tbody> <tr> <td>1</td> <td>2412.00</td> <td>96.48</td> <td>74.00</td> <td>22.48</td> <td>84.39</td> <td>32.27</td> <td>6.63</td> <td>32.81</td> <td>6.00</td> <td>100</td> <td>0</td> <td>Peak</td> </tr> </tbody> </table>	Freq	Level	Limit	Over	Read	Ant	Cable	Preamp	Aux	APos	TPos	Remark	MHz	dBuV/m	dBuV/m	dB	dBuV	dB/m	dB	dB	dB	cm	deg		1	2412.00	96.48	74.00	22.48	84.39	32.27	6.63	32.81	6.00	100	0	Peak																																																		
Freq	Level	Limit	Over	Read	Ant	Cable	Preamp	Aux	APos	TPos	Remark																																																																																																																			
MHz	dBuV/m	dBuV/m	dB	dBuV	dB/m	dB	dB	dB	cm	deg																																																																																																																				
1	2412.00	100.48	74.00	26.48	88.39	32.27	6.63	32.81	6.00	---	---	Peak																																																																																																																		
Freq	Level	Limit	Over	Read	Ant	Cable	Preamp	Aux	APos	TPos	Remark																																																																																																																			
MHz	dBuV/m	dBuV/m	dB	dBuV	dB/m	dB	dB	dB	cm	deg																																																																																																																				
1	2412.00	96.48	74.00	22.48	84.39	32.27	6.63	32.81	6.00	100	0	Peak																																																																																																																		
Peak Avg	<table border="1"> <thead> <tr> <th>Limit</th> <th>Read</th> <th>Ant</th> <th>Cable</th> <th>Preamp</th> <th>Aux</th> <th>APos</th> <th>TPos</th> <th>Remark</th> </tr> <tr> <th>Line</th> <th>Level</th> <th>Factor</th> <th>Loss</th> <th>Factor</th> <th>Factor</th> <th>Factor</th> <th>Factor</th> <th></th> </tr> <tr> <th>Line</th> <th>Margin</th> <th>Level</th> <th>Factor</th> <th>Loss</th> <th>Factor</th> <th>Factor</th> <th>Factor</th> <th></th> </tr> <tr> <th>Line</th> <th>Margin</th> <th>Level</th> <th>Factor</th> <th>Loss</th> <th>Factor</th> <th>Factor</th> <th>Factor</th> <th></th> </tr> </thead> <tbody> <tr> <td>1</td> <td>4824.00</td> <td>38.98</td> <td>74.00</td> <td>-35.02</td> <td>58.14</td> <td>34.25</td> <td>12.24</td> <td>65.65</td> <td>0.00</td> <td>--</td> <td>--</td> <td>PEAK</td> </tr> <tr> <td>2</td> <td>6432.00</td> <td>50.98</td> <td>80.48</td> <td>-29.50</td> <td>64.63</td> <td>35.70</td> <td>14.13</td> <td>63.48</td> <td>0.00</td> <td>--</td> <td>--</td> <td>Peak</td> </tr> </tbody> </table>	Limit	Read	Ant	Cable	Preamp	Aux	APos	TPos	Remark	Line	Level	Factor	Loss	Factor	Factor	Factor	Factor		Line	Margin	Level	Factor	Loss	Factor	Factor	Factor		Line	Margin	Level	Factor	Loss	Factor	Factor	Factor		1	4824.00	38.98	74.00	-35.02	58.14	34.25	12.24	65.65	0.00	--	--	PEAK	2	6432.00	50.98	80.48	-29.50	64.63	35.70	14.13	63.48	0.00	--	--	Peak	<table border="1"> <thead> <tr> <th>Limit</th> <th>Read</th> <th>Ant</th> <th>Cable</th> <th>Preamp</th> <th>Aux</th> <th>APos</th> <th>TPos</th> <th>Remark</th> </tr> <tr> <th>Line</th> <th>Level</th> <th>Factor</th> <th>Loss</th> <th>Factor</th> <th>Factor</th> <th>Factor</th> <th>Factor</th> <th></th> </tr> <tr> <th>Line</th> <th>Margin</th> <th>Level</th> <th>Factor</th> <th>Loss</th> <th>Factor</th> <th>Factor</th> <th>Factor</th> <th></th> </tr> <tr> <th>Line</th> <th>Margin</th> <th>Level</th> <th>Factor</th> <th>Loss</th> <th>Factor</th> <th>Factor</th> <th>Factor</th> <th></th> </tr> </thead> <tbody> <tr> <td>1</td> <td>4824.00</td> <td>38.99</td> <td>74.00</td> <td>-35.01</td> <td>58.15</td> <td>34.25</td> <td>12.24</td> <td>65.65</td> <td>0.00</td> <td>--</td> <td>--</td> <td>PEAK</td> </tr> <tr> <td>2</td> <td>6432.00</td> <td>51.50</td> <td>76.48</td> <td>-24.98</td> <td>65.15</td> <td>35.70</td> <td>14.13</td> <td>63.48</td> <td>0.00</td> <td>--</td> <td>--</td> <td>Peak</td> </tr> </tbody> </table>	Limit	Read	Ant	Cable	Preamp	Aux	APos	TPos	Remark	Line	Level	Factor	Loss	Factor	Factor	Factor	Factor		Line	Margin	Level	Factor	Loss	Factor	Factor	Factor		Line	Margin	Level	Factor	Loss	Factor	Factor	Factor		1	4824.00	38.99	74.00	-35.01	58.15	34.25	12.24	65.65	0.00	--	--	PEAK	2	6432.00	51.50	76.48	-24.98	65.15	35.70	14.13	63.48	0.00	--	--	Peak
Limit	Read	Ant	Cable	Preamp	Aux	APos	TPos	Remark																																																																																																																						
Line	Level	Factor	Loss	Factor	Factor	Factor	Factor																																																																																																																							
Line	Margin	Level	Factor	Loss	Factor	Factor	Factor																																																																																																																							
Line	Margin	Level	Factor	Loss	Factor	Factor	Factor																																																																																																																							
1	4824.00	38.98	74.00	-35.02	58.14	34.25	12.24	65.65	0.00	--	--	PEAK																																																																																																																		
2	6432.00	50.98	80.48	-29.50	64.63	35.70	14.13	63.48	0.00	--	--	Peak																																																																																																																		
Limit	Read	Ant	Cable	Preamp	Aux	APos	TPos	Remark																																																																																																																						
Line	Level	Factor	Loss	Factor	Factor	Factor	Factor																																																																																																																							
Line	Margin	Level	Factor	Loss	Factor	Factor	Factor																																																																																																																							
Line	Margin	Level	Factor	Loss	Factor	Factor	Factor																																																																																																																							
1	4824.00	38.99	74.00	-35.01	58.15	34.25	12.24	65.65	0.00	--	--	PEAK																																																																																																																		
2	6432.00	51.50	76.48	-24.98	65.15	35.70	14.13	63.48	0.00	--	--	Peak																																																																																																																		



Mode	8																																																																																																																																																																	
	Harmonic																																																																																																																																																																	
	2400-2483.5_802.11n_HT20_CH06_2437MHz																																																																																																																																																																	
Pol.	Horizontal	Vertical																																																																																																																																																																
Ref. Level	<table border="1"> <thead> <tr> <th>1</th> <th>Freq</th> <th>Level</th> <th>Limit</th> <th>Over</th> <th>Read</th> <th>Ant</th> <th>Cable</th> <th>Preamp</th> <th>Aux</th> <th>APos</th> <th>TPos</th> <th>Remark</th> </tr> <tr> <td></td> <td>MHz</td> <td>dBuV/m</td> <td>dBuV/m</td> <td>dB</td> <td>dBuV</td> <td>dB/m</td> <td>dB</td> <td>dB</td> <td>dB</td> <td>cm</td> <td>deg</td> <td></td> </tr> </thead> <tbody> <tr> <td>1</td> <td>2440.00</td> <td>98.38</td> <td>74.00</td> <td>24.38</td> <td>86.01</td> <td>32.44</td> <td>6.67</td> <td>32.74</td> <td>6.00</td> <td>300</td> <td>0</td> <td>Peak</td> </tr> </tbody> </table>	1	Freq	Level	Limit	Over	Read	Ant	Cable	Preamp	Aux	APos	TPos	Remark		MHz	dBuV/m	dBuV/m	dB	dBuV	dB/m	dB	dB	dB	cm	deg		1	2440.00	98.38	74.00	24.38	86.01	32.44	6.67	32.74	6.00	300	0	Peak	<table border="1"> <thead> <tr> <th>1</th> <th>Freq</th> <th>Level</th> <th>Limit</th> <th>Over</th> <th>Read</th> <th>Ant</th> <th>Cable</th> <th>Preamp</th> <th>Aux</th> <th>APos</th> <th>TPos</th> <th>Remark</th> </tr> <tr> <td></td> <td>MHz</td> <td>dBuV/m</td> <td>dBuV/m</td> <td>dB</td> <td>dBuV</td> <td>dB/m</td> <td>dB</td> <td>dB</td> <td>dB</td> <td>cm</td> <td>deg</td> <td></td> </tr> </thead> <tbody> <tr> <td>1</td> <td>2440.00</td> <td>95.38</td> <td>74.00</td> <td>21.38</td> <td>83.01</td> <td>32.44</td> <td>6.67</td> <td>32.74</td> <td>6.00</td> <td>100</td> <td>0</td> <td>Peak</td> </tr> </tbody> </table>	1	Freq	Level	Limit	Over	Read	Ant	Cable	Preamp	Aux	APos	TPos	Remark		MHz	dBuV/m	dBuV/m	dB	dBuV	dB/m	dB	dB	dB	cm	deg		1	2440.00	95.38	74.00	21.38	83.01	32.44	6.67	32.74	6.00	100	0	Peak																																																																																		
1	Freq	Level	Limit	Over	Read	Ant	Cable	Preamp	Aux	APos	TPos	Remark																																																																																																																																																						
	MHz	dBuV/m	dBuV/m	dB	dBuV	dB/m	dB	dB	dB	cm	deg																																																																																																																																																							
1	2440.00	98.38	74.00	24.38	86.01	32.44	6.67	32.74	6.00	300	0	Peak																																																																																																																																																						
1	Freq	Level	Limit	Over	Read	Ant	Cable	Preamp	Aux	APos	TPos	Remark																																																																																																																																																						
	MHz	dBuV/m	dBuV/m	dB	dBuV	dB/m	dB	dB	dB	cm	deg																																																																																																																																																							
1	2440.00	95.38	74.00	21.38	83.01	32.44	6.67	32.74	6.00	100	0	Peak																																																																																																																																																						
Peak Avg	<table border="1"> <thead> <tr> <th>1</th> <th>2</th> <th>3</th> <th>Freq</th> <th>Level</th> <th>Limit</th> <th>Line</th> <th>Margin</th> <th>Read</th> <th>Ant</th> <th>Cable</th> <th>Preamp</th> <th>Aux</th> <th>APos</th> <th>TPos</th> <th>Remark</th> </tr> <tr> <td></td> <td></td> <td></td> <td>MHz</td> <td>dBuV/m</td> <td>dBuV/m</td> <td>dB</td> <td>dB</td> <td>dBuV</td> <td>dB/m</td> <td>dB</td> <td>dB</td> <td>dB</td> <td>cm</td> <td>deg</td> <td></td> </tr> </thead> <tbody> <tr> <td>1</td> <td></td> <td></td> <td>4874.00</td> <td>39.59</td> <td>74.00</td> <td>-34.41</td> <td>58.86</td> <td>34.20</td> <td>12.09</td> <td>65.56</td> <td>0.00</td> <td>0.00</td> <td>--</td> <td>--</td> <td>PEAK</td> </tr> <tr> <td></td> <td>2</td> <td></td> <td>6499.00</td> <td>51.83</td> <td>78.38</td> <td>-26.55</td> <td>64.64</td> <td>35.70</td> <td>14.63</td> <td>63.14</td> <td>0.00</td> <td>0.00</td> <td>--</td> <td>--</td> <td>Peak</td> </tr> <tr> <td></td> <td></td> <td>3</td> <td>7311.00</td> <td>43.47</td> <td>74.00</td> <td>-30.53</td> <td>57.55</td> <td>35.80</td> <td>14.95</td> <td>64.83</td> <td>0.00</td> <td>0.00</td> <td>--</td> <td>--</td> <td>PEAK</td> </tr> </tbody> </table>	1	2	3	Freq	Level	Limit	Line	Margin	Read	Ant	Cable	Preamp	Aux	APos	TPos	Remark				MHz	dBuV/m	dBuV/m	dB	dB	dBuV	dB/m	dB	dB	dB	cm	deg		1			4874.00	39.59	74.00	-34.41	58.86	34.20	12.09	65.56	0.00	0.00	--	--	PEAK		2		6499.00	51.83	78.38	-26.55	64.64	35.70	14.63	63.14	0.00	0.00	--	--	Peak			3	7311.00	43.47	74.00	-30.53	57.55	35.80	14.95	64.83	0.00	0.00	--	--	PEAK	<table border="1"> <thead> <tr> <th>1</th> <th>2</th> <th>3</th> <th>Freq</th> <th>Level</th> <th>Limit</th> <th>Line</th> <th>Margin</th> <th>Read</th> <th>Ant</th> <th>Cable</th> <th>Preamp</th> <th>Aux</th> <th>APos</th> <th>TPos</th> <th>Remark</th> </tr> <tr> <td></td> <td></td> <td></td> <td>MHz</td> <td>dBuV/m</td> <td>dBuV/m</td> <td>dB</td> <td>dB</td> <td>dBuV</td> <td>dB/m</td> <td>dB</td> <td>dB</td> <td>dB</td> <td>cm</td> <td>deg</td> <td></td> </tr> </thead> <tbody> <tr> <td>1</td> <td></td> <td></td> <td>4874.00</td> <td>39.08</td> <td>74.00</td> <td>-34.92</td> <td>58.35</td> <td>34.20</td> <td>12.09</td> <td>65.56</td> <td>0.00</td> <td>0.00</td> <td>--</td> <td>--</td> <td>PEAK</td> </tr> <tr> <td></td> <td>2</td> <td></td> <td>6499.00</td> <td>51.67</td> <td>75.38</td> <td>-23.71</td> <td>64.48</td> <td>35.70</td> <td>14.63</td> <td>63.14</td> <td>0.00</td> <td>0.00</td> <td>--</td> <td>--</td> <td>Peak</td> </tr> <tr> <td></td> <td></td> <td>3</td> <td>7311.00</td> <td>43.64</td> <td>74.00</td> <td>-30.36</td> <td>57.72</td> <td>35.80</td> <td>14.95</td> <td>64.83</td> <td>0.00</td> <td>0.00</td> <td>--</td> <td>--</td> <td>PEAK</td> </tr> </tbody> </table>	1	2	3	Freq	Level	Limit	Line	Margin	Read	Ant	Cable	Preamp	Aux	APos	TPos	Remark				MHz	dBuV/m	dBuV/m	dB	dB	dBuV	dB/m	dB	dB	dB	cm	deg		1			4874.00	39.08	74.00	-34.92	58.35	34.20	12.09	65.56	0.00	0.00	--	--	PEAK		2		6499.00	51.67	75.38	-23.71	64.48	35.70	14.63	63.14	0.00	0.00	--	--	Peak			3	7311.00	43.64	74.00	-30.36	57.72	35.80	14.95	64.83	0.00	0.00	--	--	PEAK
1	2	3	Freq	Level	Limit	Line	Margin	Read	Ant	Cable	Preamp	Aux	APos	TPos	Remark																																																																																																																																																			
			MHz	dBuV/m	dBuV/m	dB	dB	dBuV	dB/m	dB	dB	dB	cm	deg																																																																																																																																																				
1			4874.00	39.59	74.00	-34.41	58.86	34.20	12.09	65.56	0.00	0.00	--	--	PEAK																																																																																																																																																			
	2		6499.00	51.83	78.38	-26.55	64.64	35.70	14.63	63.14	0.00	0.00	--	--	Peak																																																																																																																																																			
		3	7311.00	43.47	74.00	-30.53	57.55	35.80	14.95	64.83	0.00	0.00	--	--	PEAK																																																																																																																																																			
1	2	3	Freq	Level	Limit	Line	Margin	Read	Ant	Cable	Preamp	Aux	APos	TPos	Remark																																																																																																																																																			
			MHz	dBuV/m	dBuV/m	dB	dB	dBuV	dB/m	dB	dB	dB	cm	deg																																																																																																																																																				
1			4874.00	39.08	74.00	-34.92	58.35	34.20	12.09	65.56	0.00	0.00	--	--	PEAK																																																																																																																																																			
	2		6499.00	51.67	75.38	-23.71	64.48	35.70	14.63	63.14	0.00	0.00	--	--	Peak																																																																																																																																																			
		3	7311.00	43.64	74.00	-30.36	57.72	35.80	14.95	64.83	0.00	0.00	--	--	PEAK																																																																																																																																																			



9

Mode

Band Edge

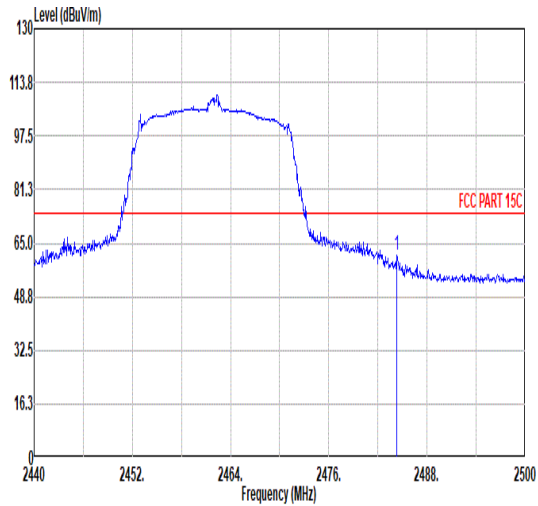
2400-2483.5_802.11n_HT20_CH11_2462MHz

Pol.

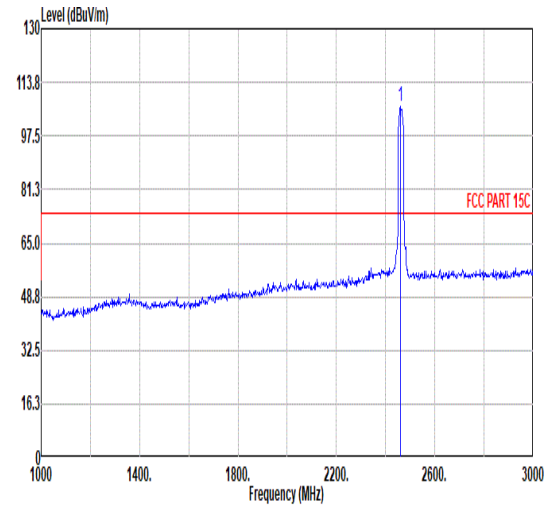
Horizontal

Fundamental

Peak

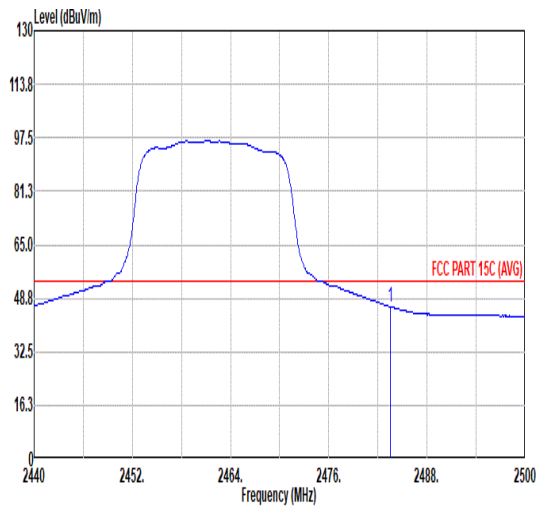


Limit	Read	Ant	Cable	Preamp	Aux	APos	TPos	Remark			
									Freq	Level	Line Margin
MHz	dBuV/m	dBuV/m	dB	dBuV	dB/m	dB	dB	dB	cm	deg	
1	2484.28	61.54	74.00	-12.46	45.14	32.40	8.88	30.88	6.00	126	68 PEAK

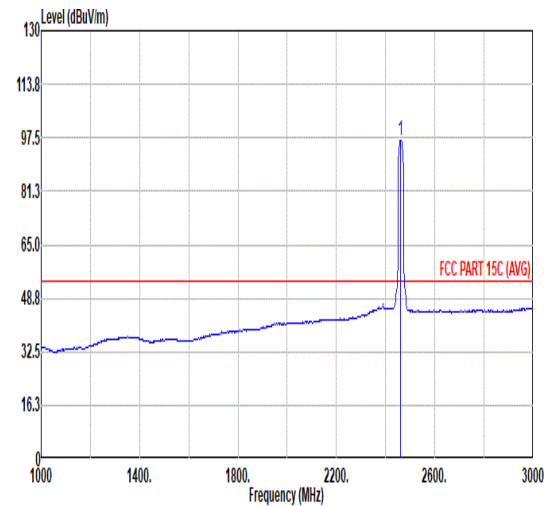


Limit	Read	Ant	Cable	Preamp	Aux	APos	TPos	Remark			
									Freq	Level	Line Margin
MHz	dBuV/m	dBuV/m	dB	dBuV	dB/m	dB	dB	dB	cm	deg	
1	2462.00	106.61	-----	-----	90.21	32.40	8.89	30.89	6.00	126	68 PEAK

Avg



Limit	Read	Ant	Cable	Preamp	Aux	APos	TPos	Remark			
									Freq	Level	Line Margin
MHz	dBuV/m	dBuV/m	dB	dBuV	dB/m	dB	dB	dB	cm	deg	
1	2483.50	46.20	54.00	-7.80	29.80	32.40	8.88	30.88	6.00	126	68 AVERAGE



Limit	Read	Ant	Cable	Preamp	Aux	APos	TPos	Remark			
									Freq	Level	Line Margin
MHz	dBuV/m	dBuV/m	dB	dBuV	dB/m	dB	dB	dB	cm	deg	
1	2462.00	96.76	-----	-----	80.36	32.40	8.89	30.89	6.00	126	68 AVERAGE



		9																																																																																									
Mode	Band Edge																																																																																										
	2400-2483.5_802.11n_HT20_CH11_2462MHz																																																																																										
Pol.	Vertical				Fundamental																																																																																						
Peak																																																																																											
	<table border="1"> <thead> <tr> <th></th> <th>Limit</th> <th>Read</th> <th>Ant</th> <th>Cable</th> <th>Preamp</th> <th>Aux</th> <th>APos</th> <th>TPos</th> </tr> <tr> <th>Freq</th> <th>Level</th> <th>Line Margin</th> <th>Level Factor</th> <th>Loss Factor</th> <th>Loss Factor</th> <th>Factor</th> <th>Remark</th> <th>Remark</th> </tr> <tr> <th></th> <th>MHz</th> <th>dBuV/m</th> <th>dBuV/m</th> <th>dB</th> <th>dBuV</th> <th>dB/m</th> <th>dB</th> <th>dB</th> <th>cm</th> <th>deg</th> </tr> </thead> <tbody> <tr> <td>1</td> <td>2484.16</td> <td>55.86</td> <td>74.00</td> <td>-18.14</td> <td>39.46</td> <td>32.40</td> <td>8.88</td> <td>30.88</td> <td>6.00</td> <td>367</td> <td>360</td> <td>PEAK</td> </tr> </tbody> </table>					Limit	Read	Ant	Cable	Preamp	Aux	APos	TPos	Freq	Level	Line Margin	Level Factor	Loss Factor	Loss Factor	Factor	Remark	Remark		MHz	dBuV/m	dBuV/m	dB	dBuV	dB/m	dB	dB	cm	deg	1	2484.16	55.86	74.00	-18.14	39.46	32.40	8.88	30.88	6.00	367	360	PEAK	<table border="1"> <thead> <tr> <th></th> <th>Limit</th> <th>Read</th> <th>Ant</th> <th>Cable</th> <th>Preamp</th> <th>Aux</th> <th>APos</th> <th>TPos</th> </tr> <tr> <th>Freq</th> <th>Level</th> <th>Line Margin</th> <th>Level Factor</th> <th>Loss Factor</th> <th>Loss Factor</th> <th>Factor</th> <th>Remark</th> <th>Remark</th> </tr> <tr> <th></th> <th>MHz</th> <th>dBuV/m</th> <th>dBuV/m</th> <th>dB</th> <th>dBuV</th> <th>dB/m</th> <th>dB</th> <th>dB</th> <th>cm</th> <th>deg</th> </tr> </thead> <tbody> <tr> <td>1</td> <td>2462.00</td> <td>101.35</td> <td>-----</td> <td>-----</td> <td>84.95</td> <td>32.40</td> <td>8.89</td> <td>30.89</td> <td>6.00</td> <td>367</td> <td>360</td> <td>PEAK</td> </tr> </tbody> </table>					Limit	Read	Ant	Cable	Preamp	Aux	APos	TPos	Freq	Level	Line Margin	Level Factor	Loss Factor	Loss Factor	Factor	Remark	Remark		MHz	dBuV/m	dBuV/m	dB	dBuV	dB/m	dB	dB	cm	deg	1	2462.00	101.35	-----	-----	84.95	32.40	8.89	30.89	6.00	367	360
	Limit	Read	Ant	Cable	Preamp	Aux	APos	TPos																																																																																			
Freq	Level	Line Margin	Level Factor	Loss Factor	Loss Factor	Factor	Remark	Remark																																																																																			
	MHz	dBuV/m	dBuV/m	dB	dBuV	dB/m	dB	dB	cm	deg																																																																																	
1	2484.16	55.86	74.00	-18.14	39.46	32.40	8.88	30.88	6.00	367	360	PEAK																																																																															
	Limit	Read	Ant	Cable	Preamp	Aux	APos	TPos																																																																																			
Freq	Level	Line Margin	Level Factor	Loss Factor	Loss Factor	Factor	Remark	Remark																																																																																			
	MHz	dBuV/m	dBuV/m	dB	dBuV	dB/m	dB	dB	cm	deg																																																																																	
1	2462.00	101.35	-----	-----	84.95	32.40	8.89	30.89	6.00	367	360	PEAK																																																																															
Avg																																																																																											
	<table border="1"> <thead> <tr> <th></th> <th>Limit</th> <th>Read</th> <th>Ant</th> <th>Cable</th> <th>Preamp</th> <th>Aux</th> <th>APos</th> <th>TPos</th> </tr> <tr> <th>Freq</th> <th>Level</th> <th>Line Margin</th> <th>Level Factor</th> <th>Loss Factor</th> <th>Loss Factor</th> <th>Factor</th> <th>Remark</th> <th>Remark</th> </tr> <tr> <th></th> <th>MHz</th> <th>dBuV/m</th> <th>dBuV/m</th> <th>dB</th> <th>dBuV</th> <th>dB/m</th> <th>dB</th> <th>dB</th> <th>cm</th> <th>deg</th> </tr> </thead> <tbody> <tr> <td>1</td> <td>2483.50</td> <td>43.69</td> <td>54.00</td> <td>-10.31</td> <td>27.29</td> <td>32.40</td> <td>8.88</td> <td>30.88</td> <td>6.00</td> <td>367</td> <td>360</td> <td>AVERAGE</td> </tr> </tbody> </table>					Limit	Read	Ant	Cable	Preamp	Aux	APos	TPos	Freq	Level	Line Margin	Level Factor	Loss Factor	Loss Factor	Factor	Remark	Remark		MHz	dBuV/m	dBuV/m	dB	dBuV	dB/m	dB	dB	cm	deg	1	2483.50	43.69	54.00	-10.31	27.29	32.40	8.88	30.88	6.00	367	360	AVERAGE	<table border="1"> <thead> <tr> <th></th> <th>Limit</th> <th>Read</th> <th>Ant</th> <th>Cable</th> <th>Preamp</th> <th>Aux</th> <th>APos</th> <th>TPos</th> </tr> <tr> <th>Freq</th> <th>Level</th> <th>Line Margin</th> <th>Level Factor</th> <th>Loss Factor</th> <th>Loss Factor</th> <th>Factor</th> <th>Remark</th> <th>Remark</th> </tr> <tr> <th></th> <th>MHz</th> <th>dBuV/m</th> <th>dBuV/m</th> <th>dB</th> <th>dBuV</th> <th>dB/m</th> <th>dB</th> <th>dB</th> <th>cm</th> <th>deg</th> </tr> </thead> <tbody> <tr> <td>1</td> <td>2462.00</td> <td>90.80</td> <td>-----</td> <td>-----</td> <td>74.41</td> <td>32.40</td> <td>8.89</td> <td>30.90</td> <td>6.00</td> <td>367</td> <td>360</td> <td>AVERAGE</td> </tr> </tbody> </table>					Limit	Read	Ant	Cable	Preamp	Aux	APos	TPos	Freq	Level	Line Margin	Level Factor	Loss Factor	Loss Factor	Factor	Remark	Remark		MHz	dBuV/m	dBuV/m	dB	dBuV	dB/m	dB	dB	cm	deg	1	2462.00	90.80	-----	-----	74.41	32.40	8.89	30.90	6.00	367	360
	Limit	Read	Ant	Cable	Preamp	Aux	APos	TPos																																																																																			
Freq	Level	Line Margin	Level Factor	Loss Factor	Loss Factor	Factor	Remark	Remark																																																																																			
	MHz	dBuV/m	dBuV/m	dB	dBuV	dB/m	dB	dB	cm	deg																																																																																	
1	2483.50	43.69	54.00	-10.31	27.29	32.40	8.88	30.88	6.00	367	360	AVERAGE																																																																															
	Limit	Read	Ant	Cable	Preamp	Aux	APos	TPos																																																																																			
Freq	Level	Line Margin	Level Factor	Loss Factor	Loss Factor	Factor	Remark	Remark																																																																																			
	MHz	dBuV/m	dBuV/m	dB	dBuV	dB/m	dB	dB	cm	deg																																																																																	
1	2462.00	90.80	-----	-----	74.41	32.40	8.89	30.90	6.00	367	360	AVERAGE																																																																															

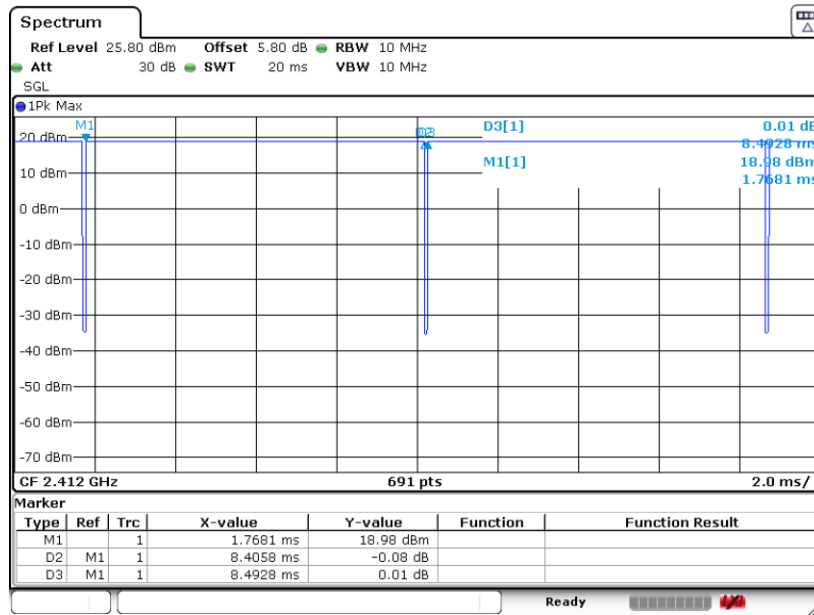


Mode	9																																																																																																																																																					
	Harmonic																																																																																																																																																					
	2400-2483.5_802.11n_HT20_CH11_2462MHz																																																																																																																																																					
Pol.	Horizontal	Vertical																																																																																																																																																				
Ref. Level	<table border="1"> <thead> <tr> <th>Freq</th> <th>Level</th> <th>Limit</th> <th>Over</th> <th>Read</th> <th>Ant</th> <th>Cable</th> <th>Preamp</th> <th>Aux</th> <th>APos</th> <th>TPos</th> <th>Remark</th> </tr> <tr> <th>MHz</th> <th>dBuV/m</th> <th>dBuV/m</th> <th>dB</th> <th>dBuV</th> <th>dB/m</th> <th>dB</th> <th>dB</th> <th>dB</th> <th>cm</th> <th>deg</th> <th>Peak</th> </tr> </thead> <tbody> <tr> <td>1</td> <td>2452.00</td> <td>96.48</td> <td>74.00</td> <td>22.48</td> <td>83.98</td> <td>32.52</td> <td>6.69</td> <td>32.71</td> <td>6.00</td> <td>300</td> <td>0</td> <td>Peak</td> </tr> </tbody> </table>	Freq	Level	Limit	Over	Read	Ant	Cable	Preamp	Aux	APos	TPos	Remark	MHz	dBuV/m	dBuV/m	dB	dBuV	dB/m	dB	dB	dB	cm	deg	Peak	1	2452.00	96.48	74.00	22.48	83.98	32.52	6.69	32.71	6.00	300	0	Peak	<table border="1"> <thead> <tr> <th>Freq</th> <th>Level</th> <th>Limit</th> <th>Over</th> <th>Read</th> <th>Ant</th> <th>Cable</th> <th>Preamp</th> <th>Aux</th> <th>APos</th> <th>TPos</th> <th>Remark</th> </tr> <tr> <th>MHz</th> <th>dBuV/m</th> <th>dBuV/m</th> <th>dB</th> <th>dBuV</th> <th>dB/m</th> <th>dB</th> <th>dB</th> <th>dB</th> <th>cm</th> <th>deg</th> <th>Peak</th> </tr> </thead> <tbody> <tr> <td>1</td> <td>2452.00</td> <td>93.48</td> <td>74.00</td> <td>19.48</td> <td>80.98</td> <td>32.52</td> <td>6.69</td> <td>32.71</td> <td>6.00</td> <td>100</td> <td>0</td> <td>Peak</td> </tr> </tbody> </table>	Freq	Level	Limit	Over	Read	Ant	Cable	Preamp	Aux	APos	TPos	Remark	MHz	dBuV/m	dBuV/m	dB	dBuV	dB/m	dB	dB	dB	cm	deg	Peak	1	2452.00	93.48	74.00	19.48	80.98	32.52	6.69	32.71	6.00	100	0	Peak																																																																										
Freq	Level	Limit	Over	Read	Ant	Cable	Preamp	Aux	APos	TPos	Remark																																																																																																																																											
MHz	dBuV/m	dBuV/m	dB	dBuV	dB/m	dB	dB	dB	cm	deg	Peak																																																																																																																																											
1	2452.00	96.48	74.00	22.48	83.98	32.52	6.69	32.71	6.00	300	0	Peak																																																																																																																																										
Freq	Level	Limit	Over	Read	Ant	Cable	Preamp	Aux	APos	TPos	Remark																																																																																																																																											
MHz	dBuV/m	dBuV/m	dB	dBuV	dB/m	dB	dB	dB	cm	deg	Peak																																																																																																																																											
1	2452.00	93.48	74.00	19.48	80.98	32.52	6.69	32.71	6.00	100	0	Peak																																																																																																																																										
Peak Avg	<table border="1"> <thead> <tr> <th>Limit</th> <th>Read</th> <th>Ant</th> <th>Cable</th> <th>Preamp</th> <th>Aux</th> <th>APos</th> <th>TPos</th> <th>Remark</th> </tr> <tr> <th>Line</th> <th>Level</th> <th>Level</th> <th>Loss</th> <th>Loss</th> <th>Factor</th> <th>Factor</th> <th>Factor</th> <th>Remark</th> </tr> <tr> <th>Line</th> <th>Margin</th> <th>Factor</th> <th>Factor</th> <th>Factor</th> <th>Factor</th> <th>Factor</th> <th>Factor</th> <th>Remark</th> </tr> <tr> <th>MHz</th> <th>dBuV/m</th> <th>dBuV/m</th> <th>dB</th> <th>dBuV</th> <th>dB/m</th> <th>dB</th> <th>dB</th> <th>cm</th> <th>deg</th> <th>Peak</th> </tr> </thead> <tbody> <tr> <td>1</td> <td>4924.00</td> <td>40.37</td> <td>74.00</td> <td>-33.63</td> <td>59.58</td> <td>34.25</td> <td>12.00</td> <td>65.46</td> <td>0.00</td> <td>--</td> <td>Peak</td> </tr> <tr> <td>2</td> <td>6565.00</td> <td>51.71</td> <td>76.48</td> <td>-24.77</td> <td>64.19</td> <td>35.67</td> <td>14.66</td> <td>62.81</td> <td>0.00</td> <td>--</td> <td>Peak</td> </tr> <tr> <td>3</td> <td>7386.00</td> <td>43.48</td> <td>74.00</td> <td>-30.52</td> <td>57.48</td> <td>35.80</td> <td>15.24</td> <td>65.04</td> <td>0.00</td> <td>--</td> <td>Peak</td> </tr> </tbody> </table>	Limit	Read	Ant	Cable	Preamp	Aux	APos	TPos	Remark	Line	Level	Level	Loss	Loss	Factor	Factor	Factor	Remark	Line	Margin	Factor	Factor	Factor	Factor	Factor	Factor	Remark	MHz	dBuV/m	dBuV/m	dB	dBuV	dB/m	dB	dB	cm	deg	Peak	1	4924.00	40.37	74.00	-33.63	59.58	34.25	12.00	65.46	0.00	--	Peak	2	6565.00	51.71	76.48	-24.77	64.19	35.67	14.66	62.81	0.00	--	Peak	3	7386.00	43.48	74.00	-30.52	57.48	35.80	15.24	65.04	0.00	--	Peak	<table border="1"> <thead> <tr> <th>Limit</th> <th>Read</th> <th>Ant</th> <th>Cable</th> <th>Preamp</th> <th>Aux</th> <th>APos</th> <th>TPos</th> <th>Remark</th> </tr> <tr> <th>Line</th> <th>Level</th> <th>Level</th> <th>Loss</th> <th>Loss</th> <th>Factor</th> <th>Factor</th> <th>Factor</th> <th>Remark</th> </tr> <tr> <th>Line</th> <th>Margin</th> <th>Factor</th> <th>Factor</th> <th>Factor</th> <th>Factor</th> <th>Factor</th> <th>Factor</th> <th>Remark</th> </tr> <tr> <th>MHz</th> <th>dBuV/m</th> <th>dBuV/m</th> <th>dB</th> <th>dBuV</th> <th>dB/m</th> <th>dB</th> <th>dB</th> <th>cm</th> <th>deg</th> <th>Peak</th> </tr> </thead> <tbody> <tr> <td>1</td> <td>4924.00</td> <td>40.61</td> <td>74.00</td> <td>-33.39</td> <td>59.82</td> <td>34.25</td> <td>12.00</td> <td>65.46</td> <td>0.00</td> <td>--</td> <td>Peak</td> </tr> <tr> <td>2</td> <td>6565.00</td> <td>52.87</td> <td>73.48</td> <td>-20.61</td> <td>65.35</td> <td>35.67</td> <td>14.66</td> <td>62.81</td> <td>0.00</td> <td>--</td> <td>Peak</td> </tr> <tr> <td>3</td> <td>7386.00</td> <td>43.77</td> <td>74.00</td> <td>-30.23</td> <td>57.77</td> <td>35.80</td> <td>15.24</td> <td>65.04</td> <td>0.00</td> <td>--</td> <td>Peak</td> </tr> </tbody> </table>	Limit	Read	Ant	Cable	Preamp	Aux	APos	TPos	Remark	Line	Level	Level	Loss	Loss	Factor	Factor	Factor	Remark	Line	Margin	Factor	Factor	Factor	Factor	Factor	Factor	Remark	MHz	dBuV/m	dBuV/m	dB	dBuV	dB/m	dB	dB	cm	deg	Peak	1	4924.00	40.61	74.00	-33.39	59.82	34.25	12.00	65.46	0.00	--	Peak	2	6565.00	52.87	73.48	-20.61	65.35	35.67	14.66	62.81	0.00	--	Peak	3	7386.00	43.77	74.00	-30.23	57.77	35.80	15.24	65.04	0.00	--	Peak
Limit	Read	Ant	Cable	Preamp	Aux	APos	TPos	Remark																																																																																																																																														
Line	Level	Level	Loss	Loss	Factor	Factor	Factor	Remark																																																																																																																																														
Line	Margin	Factor	Factor	Factor	Factor	Factor	Factor	Remark																																																																																																																																														
MHz	dBuV/m	dBuV/m	dB	dBuV	dB/m	dB	dB	cm	deg	Peak																																																																																																																																												
1	4924.00	40.37	74.00	-33.63	59.58	34.25	12.00	65.46	0.00	--	Peak																																																																																																																																											
2	6565.00	51.71	76.48	-24.77	64.19	35.67	14.66	62.81	0.00	--	Peak																																																																																																																																											
3	7386.00	43.48	74.00	-30.52	57.48	35.80	15.24	65.04	0.00	--	Peak																																																																																																																																											
Limit	Read	Ant	Cable	Preamp	Aux	APos	TPos	Remark																																																																																																																																														
Line	Level	Level	Loss	Loss	Factor	Factor	Factor	Remark																																																																																																																																														
Line	Margin	Factor	Factor	Factor	Factor	Factor	Factor	Remark																																																																																																																																														
MHz	dBuV/m	dBuV/m	dB	dBuV	dB/m	dB	dB	cm	deg	Peak																																																																																																																																												
1	4924.00	40.61	74.00	-33.39	59.82	34.25	12.00	65.46	0.00	--	Peak																																																																																																																																											
2	6565.00	52.87	73.48	-20.61	65.35	35.67	14.66	62.81	0.00	--	Peak																																																																																																																																											
3	7386.00	43.77	74.00	-30.23	57.77	35.80	15.24	65.04	0.00	--	Peak																																																																																																																																											

Appendix D. Duty Cycle Plots

Band	Duty Cycle(%)	T(ms)	1/T(kHz)	VBW Setting
802.11b	98.98	-	-	10Hz
802.11g	98.44	-	-	10Hz
802.11n HT20	98.32	-	-	10Hz

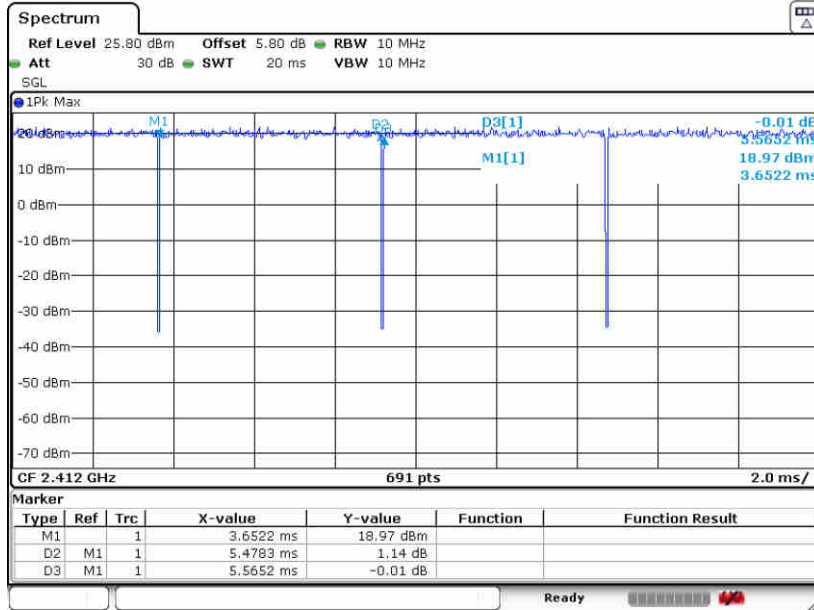
802.11b



Date: 7.SEP.2023 16:40:29

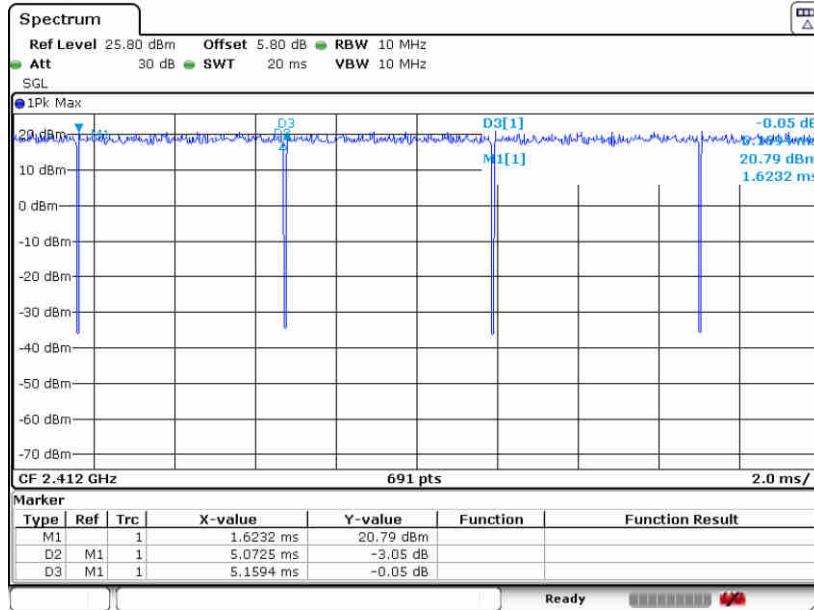


802.11g



Date: 7.SEP.2023 16:45:15

802.11n HT20



Date: 7.SEP.2023 16:47:04