



# FCC RF Test Report

**APPLICANT** : Quetel Wireless Solutions Co., Ltd.  
**EQUIPMENT** : Smart Module  
**BRAND NAME** : QUECTEL  
**MODEL NAME** : SC680A-WF  
**FCC ID** : XMR2022SC680AWF  
**STANDARD** : FCC Part 15 Subpart E §15.407  
**CLASSIFICATION** : (NII) Unlicensed National Information Infrastructure  
**TEST DATE(S)** : Jan. 14, 2023 ~ Jan. 29, 2023

We, Sporton International Inc. (Kunshan), would like to declare that the tested sample has been evaluated in accordance with the test procedures and has been in compliance with the applicable technical standards.

The test results in this report apply exclusively to the tested model / sample. Without written approval of Sporton International Inc. (Kunshan), the test report shall not be reproduced except in full.

Jason Jia



Approved by: Jason Jia

**Sporton International Inc. (Kunshan)**

No. 1098, Pengxi North Road, Kunshan Economic Development Zone Jiangsu Province 215300  
People's Republic of China



# TABLE OF CONTENTS

**REVISION HISTORY..... 3**

**SUMMARY OF TEST RESULT ..... 4**

**1 GENERAL DESCRIPTION ..... 5**

    1.1 Applicant ..... 5

    1.2 Manufacturer..... 5

    1.3 Product Feature of Equipment Under Test..... 5

    1.4 Product Specification of Equipment Under Test..... 6

    1.5 Modification of EUT ..... 7

    1.6 Testing Location ..... 7

    1.7 Test Software..... 7

    1.8 Applicable Standards..... 8

**2 TEST CONFIGURATION OF EQUIPMENT UNDER TEST ..... 9**

    2.1 Carrier Frequency and Channel ..... 9

    2.2 Test Mode..... 10

    2.3 Connection Diagram of Test System..... 11

    2.4 Support Unit used in test configuration and system ..... 12

    2.5 EUT Operation Test Setup ..... 12

    2.6 Measurement Results Explanation Example..... 12

**3 TEST RESULT..... 13**

    3.1 6dB and 26dB and 99% Occupied Bandwidth Measurement ..... 13

    3.2 Maximum Conducted Output Power Measurement ..... 18

    3.3 Power Spectral Density Measurement ..... 20

    3.4 Unwanted Emissions Measurement ..... 24

    3.5 AC Conducted Emission Measurement..... 29

    3.6 Antenna Requirements ..... 31

**4 LIST OF MEASURING EQUIPMENT ..... 32**

**5 UNCERTAINTY OF EVALUATION ..... 33**

**APPENDIX A. CONDUCTED TEST RESULTS**

**APPENDIX B. AC CONDUCTED EMISSION TEST RESULT**

**APPENDIX C. RADIATED SPURIOUS EMISSION**

**APPENDIX D. DUTY CYCLE PLOTS**

**APPENDIX E. SETUP PHOTOGRAPHS**



### REVISION HISTORY

REPORT NO.	VERSION	DESCRIPTION	ISSUED DATE
FR2D2303D	Rev. 01	Initial issue of report	Feb. 15, 2023



### SUMMARY OF TEST RESULT

Report Section	FCC Rule	Description	Limit for U-NII-1/2A/2C	Limit for U-NII-3	Result	Remark
3.1	2.1049 & 15.403(i)	6dB, 26dB & 99% Bandwidth	-	6dB Bandwidth > 500kHz	Pass	-
3.2	15.407(a)	Maximum Conducted Output Power	≤ 24 dBm	≤ 30 dBm	Pass	-
3.3	15.407(a)	Power Spectral Density	≤ 11 dBm/MHz	≤ 30 dBm/500kHz	Pass	-
3.4	15.407(b)	Unwanted Emissions	15.407(b) & 15.209(a)	15.407(b)(4)(i) & 15.209(a)	Pass	Under limit 3.28 dB at 5350.05 MHz
3.5	15.207	AC Conducted Emission	15.207(a)	15.207(a)	Pass	Under limit 6.94 dB at 0.579 MHz
3.6	15.203 & 15.407(a)	Antenna Requirement	15.203 & 15.407(a)	15.203 & 15.407(a)	Pass	-

<b>Declaration of Conformity:</b>
The test results with all measurement uncertainty excluded are presented in accordance with the regulation limits or requirements declared by manufacturers.
<b>Comments and Explanations:</b>
The declared of product specification for EUT presented in the report are provided by the manufacturer, and the manufacturer takes all the responsibilities for the accuracy of product specification.



# 1 General Description

## 1.1 Applicant

**Quectel Wireless Solutions Co., Ltd.**

Building 5, Shanghai Business Park Phase III (Area B), No.1016 Tianlin Road, Minhang District, Shanghai, 200233,China

## 1.2 Manufacturer

**Quectel Wireless Solutions Co., Ltd.**

Building 5, Shanghai Business Park Phase III (Area B), No.1016 Tianlin Road, Minhang District, Shanghai, 200233,China

## 1.3 Product Feature of Equipment Under Test

Product Feature	
Equipment	Smart Module
Brand Name	QUECTEL
Model Name	SC680A-WF
FCC ID	XMR2022SC680AWF
SN	Conducted: E1Y22LE2F000002 Conduction: E1Y22LE2F000016 Radiation: E1Y22LE2F000013
HW Version	R1.0
SW Version	SC680AWFPAR02A01
EUT Stage	Identical Prototype

**Remark:** The above EUT's information was declared by manufacturer. Please refer to the specifications or user's manual for more detailed description.



### 1.4 Product Specification of Equipment Under Test

Standards-related Product Specification	
<b>Tx/Rx Frequency Range</b>	5180 MHz ~ 5240 MHz 5260 MHz ~ 5320 MHz 5500 MHz ~ 5720 MHz 5745 MHz ~ 5825 MHz
<b>Maximum Output Power to Antenna</b>	<p><b>&lt;5180 MHz ~ 5240 MHz&gt;</b>  802.11a : 16.46 dBm / 0.0443 W  802.11n HT20 : 15.13 dBm / 0.0326 W  802.11n HT40 : 15.89 dBm / 0.0388 W  802.11ac VHT20: 15.19 dBm / 0.0330 W  802.11ac VHT40: 15.94 dBm / 0.0393 W  802.11ac VHT80: 15.66 dBm / 0.0368 W</p> <p><b>&lt;5260 MHz ~ 5320 MHz&gt;</b>  802.11a : 16.39 dBm / 0.0436 W  802.11n HT20 : 15.41 dBm / 0.0348 W  802.11n HT40 : 15.84 dBm / 0.0384 W  802.11ac VHT20: 15.47 dBm / 0.0352 W  802.11ac VHT40: 15.88 dBm / 0.0387 W  802.11ac VHT80: 13.74 dBm / 0.0237 W</p> <p><b>&lt;5500 MHz ~ 5720 MHz &gt;</b>  802.11a : 16.51 dBm / 0.0448 W  802.11n HT20 : 15.31 dBm / 0.0340 W  802.11n HT40 : 15.94 dBm / 0.0393 W  802.11ac VHT20: 15.35 dBm / 0.0343 W  802.11ac VHT40: 15.99 dBm / 0.0397 W  802.11ac VHT80: 15.70 dBm / 0.0372 W</p> <p><b>&lt;5745 MHz ~ 5825 MHz&gt;</b>  802.11a : 16.29 dBm / 0.0426 W  802.11n HT20 : 15.30 dBm / 0.0339 W  802.11n HT40 : 15.93 dBm / 0.0392 W  802.11ac VHT20: 15.32 dBm / 0.0340 W  802.11ac VHT40: 15.96 dBm / 0.0394 W  802.11ac VHT80: 15.88 dBm / 0.0387 W</p>
<b>99% Occupied Bandwidth</b>	<p><b>&lt;5180 MHz ~ 5240 MHz&gt;</b>  802.11a : 16.78 MHz  802.11n HT20 : 17.93 MHz  802.11n HT40 : 36.56 MHz  802.11ac VHT80 : 75.88 MHz</p> <p><b>&lt;5260 MHz ~ 5320 MHz&gt;</b>  802.11a : 16.88 MHz  802.11n HT20 : 17.93 MHz  802.11n HT40 : 36.56 MHz  802.11ac VHT80 : 75.76 MHz</p> <p><b>&lt;5500 MHz ~ 5720 MHz&gt;</b>  802.11a : 17.03 MHz  802.11n HT20 : 18.03 MHz  802.11n HT40 : 36.56 MHz  802.11ac VHT80 : 76.00 MHz</p> <p><b>&lt;5745 MHz ~ 5825 MHz&gt;</b>  802.11a : 16.93 MHz  802.11n HT20 : 17.98 MHz  802.11n HT40 : 36.56 MHz  802.11ac VHT80 : 75.88 MHz</p>



<b>Antenna Type / Gain</b>	<p>&lt;5180 MHz ~ 5240 MHz&gt; Folded Dipole Antenna with gain -0.67 dBi</p> <p>&lt;5260 MHz ~ 5320 MHz&gt; Folded Dipole Antenna with gain -0.19 dBi</p> <p>&lt;5500 MHz ~ 5720 MHz&gt; Folded Dipole Antenna with gain 1.28 dBi</p> <p>&lt;5745 MHz ~ 5825 MHz&gt; Folded Dipole Antenna with gain 1.10 dBi</p>
<b>Type of Modulation</b>	<p>802.11a/n : OFDM (BPSK / QPSK / 16QAM / 64QAM)</p> <p>802.11ac : OFDM (BPSK / QPSK / 16QAM / 64QAM / 256QAM)</p>

Note: For 802.11n HT20 / ac VHT20 and 802.11n HT40 / ac VHT40 mode, the whole testing has assessed only 802.11ac VHT20/VHT40 by referring to their higher output power.

### 1.5 Modification of EUT

No modifications are made to the EUT during all test items.

### 1.6 Testing Location

Sporton International Inc. (Kunshan) is accredited to ISO/IEC 17025:2017 by American Association for Laboratory Accreditation with Certificate Number 5145.02.

<b>Test Firm</b>	Sporton International Inc. (Kunshan)		
<b>Test Site Location</b>	No. 1098, Pengxi North Road, Kunshan Economic Development Zone Jiangsu Province 215300 People's Republic of China TEL : +86-512-57900158 FAX : +86-512-57900958		
<b>Test Site No.</b>	<b>Sporton Site No.</b>	<b>FCC Designation No.</b>	<b>FCC Test Firm Registration No.</b>
	CO01-KS 03CH06-KS TH01-KS	CN1257	314309

### 1.7 Test Software

Item	Site	Manufacturer	Name	Version
1.	03CH06-KS	AUDIX	E3	6.2009-8-24al
2.	CO01-KS	AUDIX	E3	6.2009-8-24



## 1.8 Applicable Standards

According to the specifications of the manufacturer, the EUT must comply with the requirements of the following standards:

- ♦ 47 CFR Part 15 Subpart E
- ♦ FCC KDB 789033 D02 General UNII Test Procedures New Rules v02r01.
- ♦ ANSI C63.10-2013

**Remark:** All test items were verified and recorded according to the standards and without any deviation during the test.





## 2 Test Configuration of Equipment Under Test

- a. The EUT has been associated with peripherals and configuration operated in a manner tended to maximize its emission characteristics in a typical application. Frequency range investigated: conduction emission (150 kHz to 30 MHz), radiation emission (9 kHz to the 10th harmonic of the highest fundamental frequency or to 40 GHz, whichever is lower). For radiated measurement, pre-scanned in three orthogonal panels, X, Y, Z. The worst cases (X plane) were recorded in this report.
- b. AC power line Conducted Emission was tested under maximum output power.

### 2.1 Carrier Frequency and Channel

Frequency Band	Channel	Freq. (MHz)	Channel	Freq. (MHz)
5180-5240 MHz U-NII-1	36	5180	44	5220
	38*	5190	46*	5230
	40	5200	48	5240
	42 <sup>#</sup>	5210	-	-

Frequency Band	Channel	Freq. (MHz)	Channel	Freq. (MHz)
5260-5320 MHz U-NII-2A	52	5260	60	5300
	54*	5270	62*	5310
	56	5280	64	5320
	58 <sup>#</sup>	5290	-	-

Frequency Band	Channel	Freq. (MHz)	Channel	Freq. (MHz)
5500-5720MHz U-NII-2C	100	5500	112	5560
	102*	5510	116	5580
	104	5520	132	5660
	106 <sup>#</sup>	5530	134*	5670
	108	5540	136	5680
	110*	5550	140	5700

Frequency Band	Channel	Freq. (MHz)	Channel	Freq. (MHz)
5745-5825 MHz U-NII-3	149	5745	157	5785
	151*	5755	159*	5795
	153	5765	161	5805
	155 <sup>#</sup>	5775	165	5825



Frequency Band	Channel	Freq. (MHz)	Channel	Freq. (MHz)
TDWR Channel	118*	5590	124	5620
	120	5600	126*	5630
	122 <sup>#</sup>	5610	128	5640

Frequency Band	Channel	Freq. (MHz)	Channel	Freq. (MHz)
Straddle Channel	138 <sup>#</sup>	5690	144	5720
	142*	5710	-	-

**Note:**

1. The above Frequency and Channel in "\*" were 802.11n HT40 and 802.11ac VHT40.
2. The above Frequency and Channel in "<sup>#</sup>" were 802.11ac VHT80.

## 2.2 Test Mode

Final test modes are considering the modulation and worse data rates as below table.

Modulation	Data Rate
802.11a	6 Mbps
802.11ac VHT20	MCS0
802.11ac VHT40	MCS0
802.11ac VHT80	MCS0

<b>AC Conducted Emission</b>	Mode 1 : WLAN Link(5G)+ Bluetooth Link + Powered from Test Jig
------------------------------	--

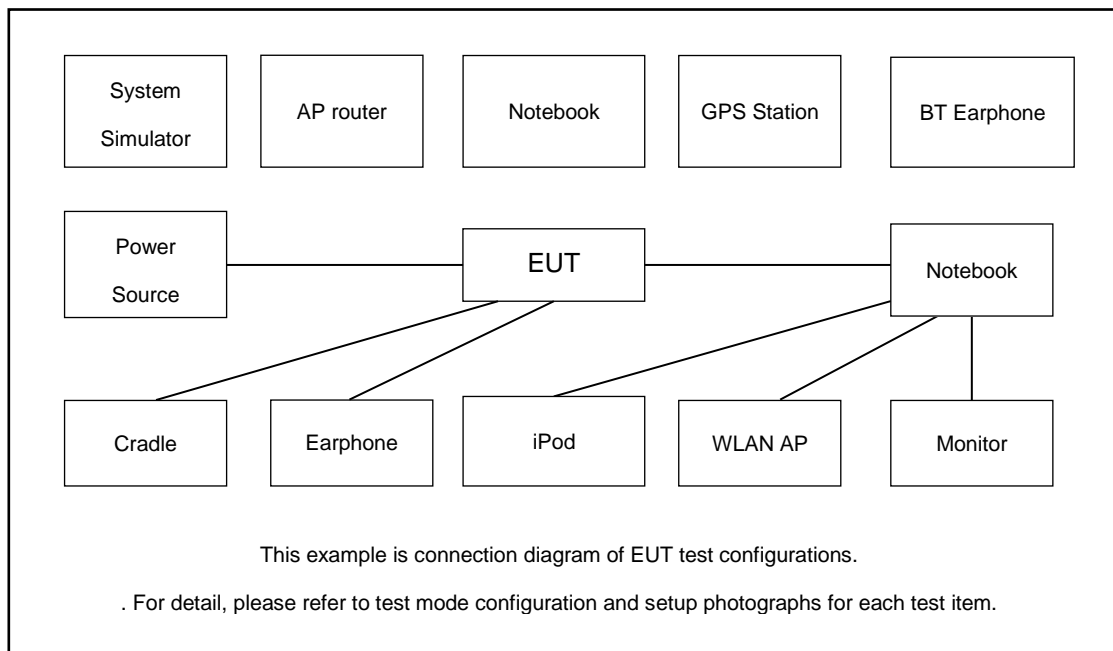
Ch. #		U-NII-1	U-NII-2A	U-NII-2C	U-NII-3
		802.11a	802.11a	802.11a	802.11a
L	Low	36	52	100	149
M	Middle	44	60	116	157
H	High	48	64	140	165
Straddle		-	-	144	-

Ch. #		U-NII-1	U-NII-2A	U-NII-2C	U-NII-3
		802.11ac VHT20	802.11ac VHT20	802.11ac VHT20	802.11ac VHT20
L	Low	36	52	100	149
M	Middle	44	60	116	157
H	High	48	64	140	165
Straddle		-	-	144	-

Ch. #		U-NII-1	U-NII-2A	U-NII-2C	U-NII-3
		802.11ac VHT40	802.11ac VHT40	802.11ac VHT40	802.11ac VHT40
L	Low	38	54	102	151
M	Middle	-	-	110	-
H	High	46	62	134	159
Straddle		-	-	142	-

Ch. #		U-NII-1	U-NII-2A	U-NII-2C	U-NII-3
		802.11ac VHT80	802.11ac VHT80	802.11ac VHT80	802.11ac VHT80
L	Low	-	-	106	-
M	Middle	42	58	122	155
H	High	-	-	-	-
Straddle		-	-	138	-

### 2.3 Connection Diagram of Test System



## 2.4 Support Unit used in test configuration and system

Item	Equipment	Trade Name	Model Name	FCC ID	Data Cable	Power Cord
1.	Bluetooth Earphone	Lenovo	LBH308	N/A	N/A	N/A
2.	WLAN AP	D-link	DIR-655	KA21R655B1	N/A	Unshielded, 1.8m
3.	Notebook	Lenovo	G480	QDS-BRCM1050I	N/A	AC I/P: Unshielded, 1.8 m DC O/P: Shielded, 1.8 m
4.	Test Jig	Quectel	N/A	N/A	N/A	N/A

## 2.5 EUT Operation Test Setup

For WLAN RF test items, an engineering test program was provided and enabled to make EUT continuously transmit.

For AC power line conducted emissions, the EUT was set to connect with the WLAN AP under large package sizes transmission.

## 2.6 Measurement Results Explanation Example

### For all conducted test items:

The offset level is set in the spectrum analyzer to compensate the RF cable loss between EUT conducted output port and spectrum analyzer. With the offset compensation, the spectrum analyzer reading level is exactly the EUT RF output level.

Example :

The spectrum analyzer offset is derived from RF cable loss.

$$\text{Offset} = \text{RF cable loss.}$$

Following shows an offset computation example with cable loss 7.5 dB.

$$\begin{aligned} \text{Offset(dB)} &= \text{RF cable loss(dB)}. \\ &= 7.5 \text{ (dB)} \end{aligned}$$



### 3 Test Result

#### 3.1 6dB and 26dB and 99% Occupied Bandwidth Measurement

##### 3.1.1 Description of 6dB and 26dB and 99% Occupied Bandwidth

The minimum 6 dB bandwidth shall be at least 500 kHz.

26dB and 99% Occupied bandwidth are reporting only.

##### 3.1.2 Measuring Instruments

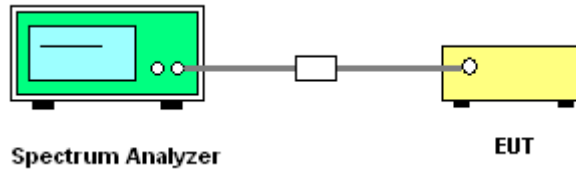
The measuring equipment is listed in the section 4 of this test report.

##### 3.1.3 Test Procedures

- The testing follows FCC KDB 789033 D02 General UNII Test Procedures New Rules v02r01.

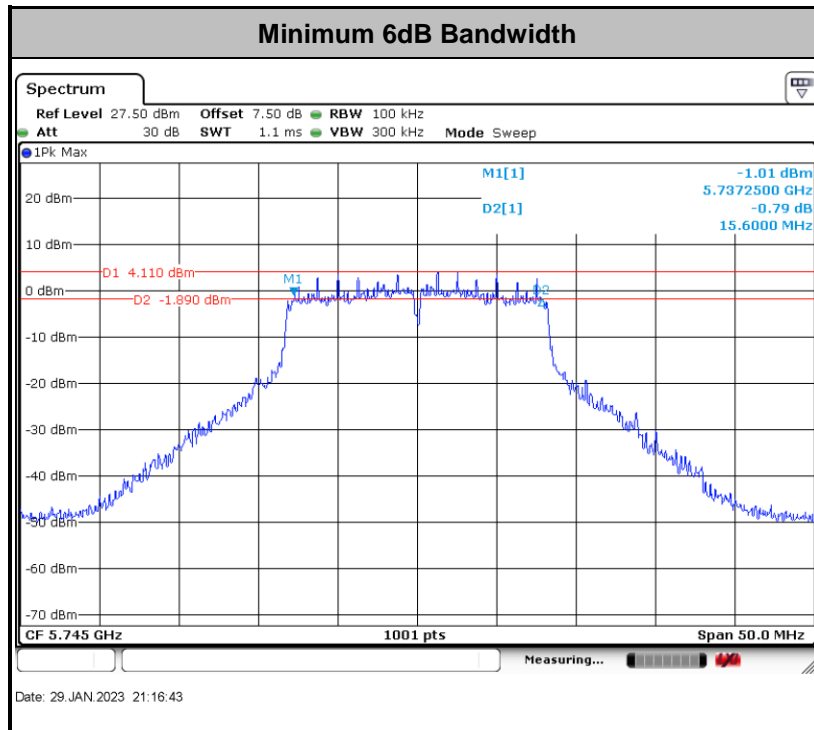
<input checked="" type="checkbox"/>	Section C) Bandwidth Measurement 1. Emission Bandwidth (EBW) and 99% OBW
	<ol style="list-style-type: none"> <li>Set RBW = approximately 1% of the emission bandwidth.</li> <li>Set the VBW &gt; RBW.</li> <li>Detector = Peak.</li> <li>Trace mode = max hold</li> <li>Measure the maximum width of the emission that is 26 dB down from the peak of the emission. Compare this with the RBW setting of the analyzer. Readjust RBW and repeat measurement as needed until the RBW/EBW ratio is approximately 1%.</li> <li>For 99% Bandwidth Measurement, the spectrum analyzer's resolution bandwidth (RBW) is set to 1%~5% of the OBW and set the Video bandwidth (VBW) ≥ 3 * RBW.</li> <li>Measure and record the results in the test report.</li> </ol>
<input checked="" type="checkbox"/>	Section C) Bandwidth Measurement 2. Minimum Emission Bandwidth for the band 5.725 - 5.85 GHz
	<ol style="list-style-type: none"> <li>Set RBW = 100kHz.</li> <li>Set the VBW ≥ 3 x RBW.</li> <li>Detector = Peak.</li> <li>Trace mode = max hold</li> <li>Measure the maximum width of the emission that is 6 dB down from the peak of the emission.</li> <li>Measure and record the results in the test report.</li> </ol>

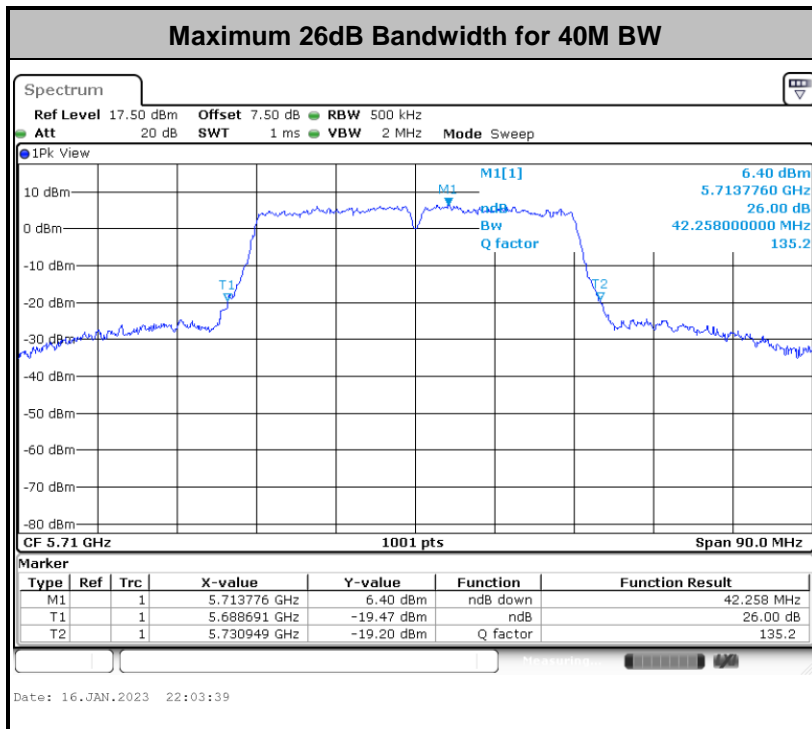
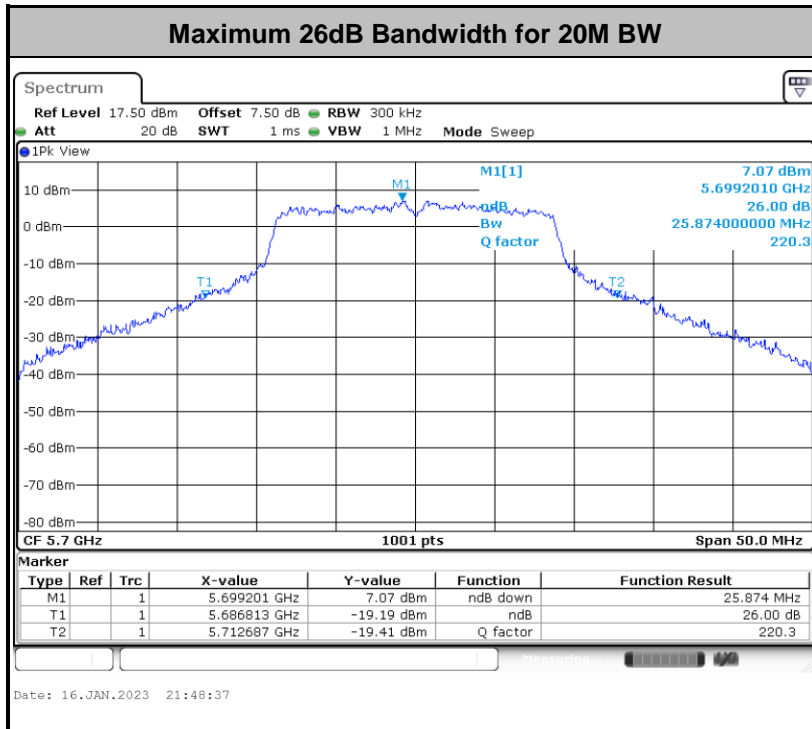
### 3.1.4 Test Setup

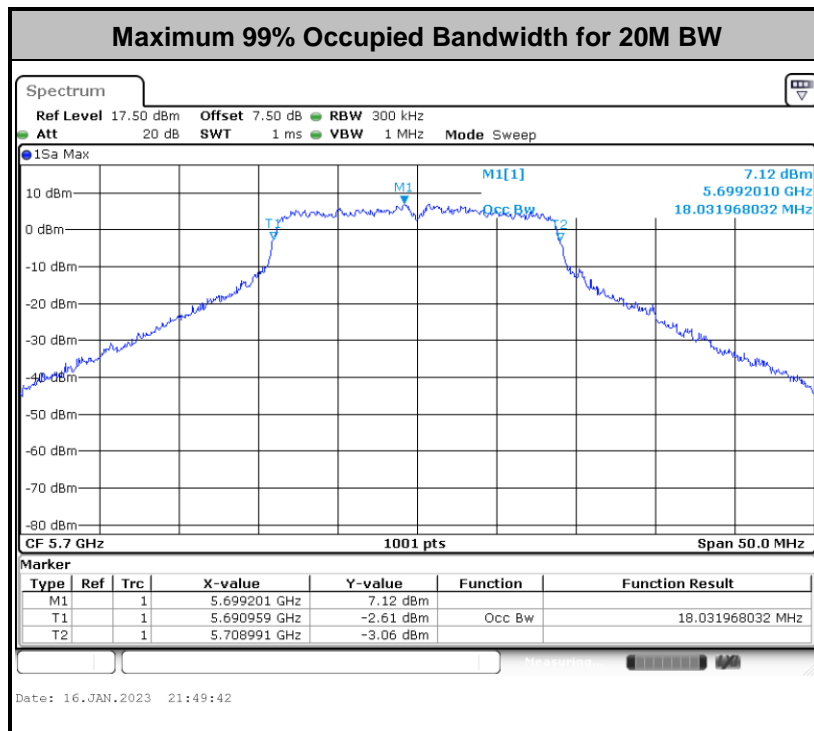
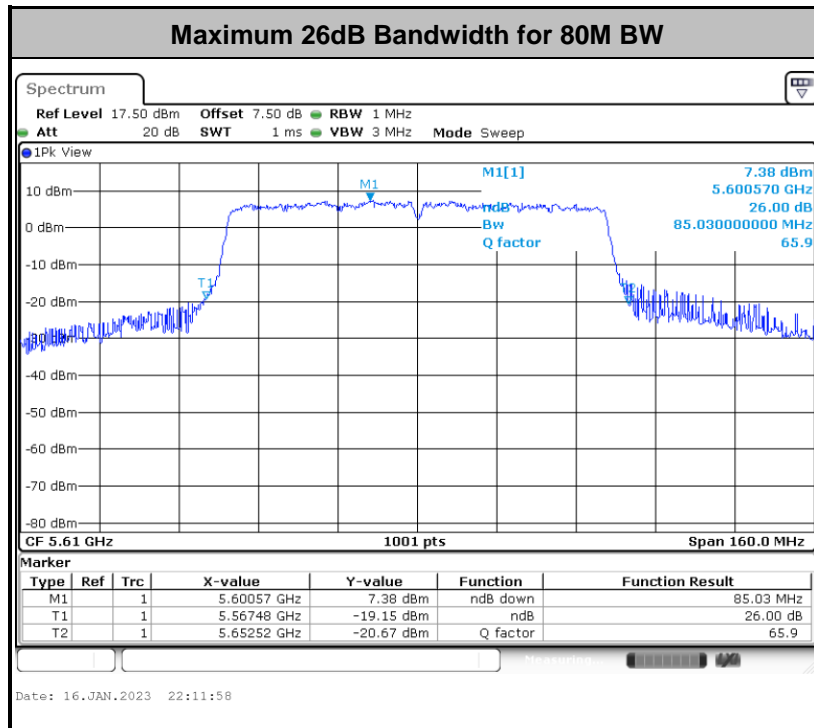


### 3.1.5 Test Result of 6dB Bandwidth

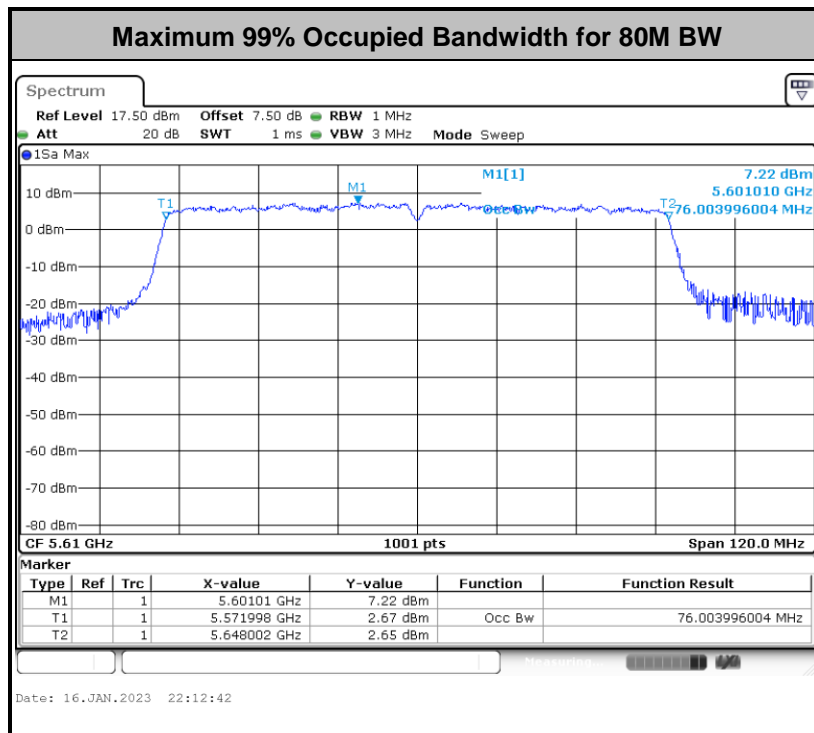
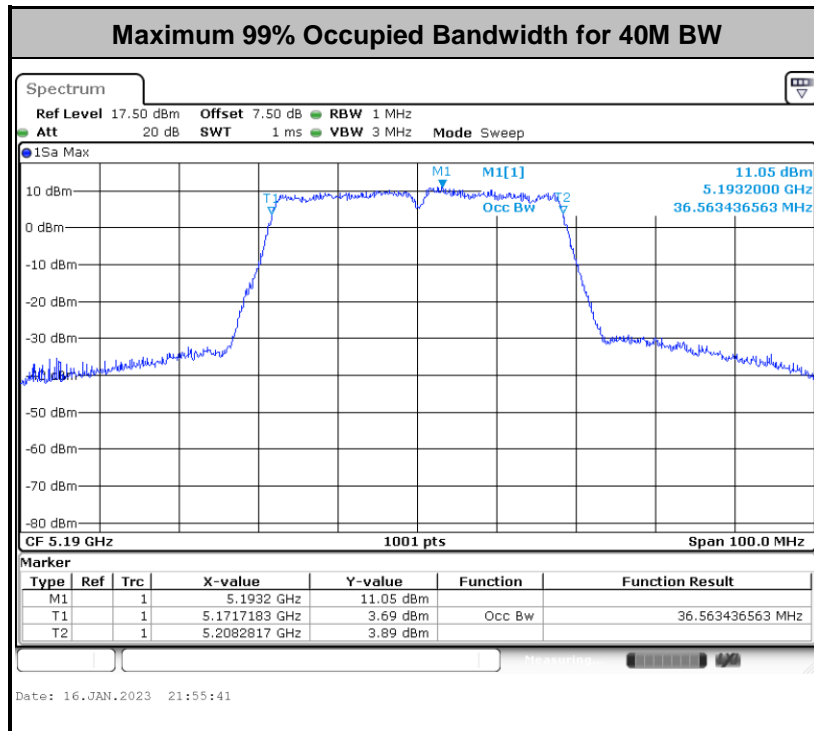
Please refer to Appendix A.











**Note:** The occupied channel bandwidth is maintained within the band of operation for all of the modulations.



## 3.2 Maximum Conducted Output Power Measurement

### 3.2.1 Limit of Maximum Conducted Output Power

<FCC 14-30 CFR 15.407>

For mobile and portable client devices in the 5.15–5.25 GHz band, the maximum conducted output power over the frequency band of operation shall not exceed 250 mW.

For the 5.25–5.725 GHz bands, the maximum conducted output power over the frequency bands of operation shall not exceed the lesser of 250 mW or  $11 \text{ dBm} + 10 \log B$ , where B is the 26 dB emission bandwidth in megahertz.

For the band 5.725–5.85 GHz, the maximum conducted output power over the frequency band of operation shall not exceed 1 W.

For Straddle Channel, According to KDB 789033 D02 General UNII Test Procedures New Rules v02r01, If the power and PSD of the devices are uniform and comply with the lower limits specified for the U-NII-2 bands, a single measurement over the entire emission bandwidth can be performed to show compliance.

If transmitting antennas of directional gain greater than 6 dBi are used, the peak output power shall be reduced by the amount in dB that the directional gain of the antenna exceeds 6 dBi.

Note that U-NII-2 band, devices with a maximum e.i.r.p. greater than 500 mW shall implement TPC in order to have the capability to operate at least 6 dB below the maximum permitted e.i.r.p. of 1 W.

### 3.2.2 Measuring Instruments

The measuring equipment is listed in the section 4 of this test report.

### 3.2.3 Test Procedures

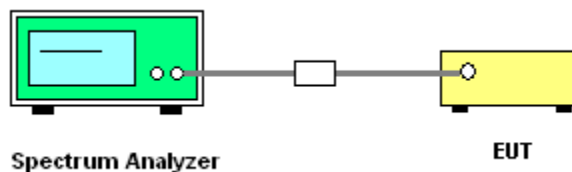
The testing follows Method PM of FCC KDB 789033 D02 General UNII Test Procedures New Rules v02r01.

Method PM (Measurement using an RF average power meter):

1. Measurement is performed using a wideband RF power meter.
2. The EUT is configured to transmit continuously with a consistent duty cycle at its maximum power control level.
3. Measure the average power of the transmitter, and the average power is corrected with duty factor,  $10 \log(1/x)$ , where  $x$  is the duty cycle.

For Straddle Channel, According to KDB 789033 D02 General UNII Test Procedures New Rules v02r01, If the power and PSD of the devices are uniform and comply with the lower limits specified for the U-NII-2 bands, a single measurement over the entire emission bandwidth can be performed to show compliance.

### 3.2.4 Test Setup



### 3.2.5 Test Result of Maximum Conducted Output Power

Please refer to Appendix A.



### 3.3 Power Spectral Density Measurement

#### 3.3.1 Limit of Power Spectral Density

**<FCC 14-30 CFR 15.407>**

For mobile and portable client devices in the 5.15–5.25 GHz band, the maximum power spectral density shall not exceed 11dBm in any 1 megahertz band.

For the 5.25–5.725 GHz bands, the maximum power spectral density shall not exceed 11 dBm in any 1 megahertz band.

For the band 5.725–5.85 GHz, the maximum power spectral density shall not exceed 30 dBm in any 500-kHz band.

For Straddle Channel, According to KDB 789033 D02 General UNII Test Procedures New Rules v02r01, If the power and PSD of the devices are uniform and comply with the lower limits specified for the U-NII-2 bands, a single measurement over the entire emission bandwidth can be performed to show compliance.

If transmitting antennas of directional gain greater than 6 dBi are used, the peak output power shall be reduced by the amount in dB that the directional gain of the antenna exceeds 6 dBi.

#### 3.3.2 Measuring Instruments

The measuring equipment is listed in the section 4 of this test report.

#### 3.3.3 Test Procedures

The testing follows FCC KDB 789033 D02 General UNII Test Procedures New Rules v01r04. Section F) Maximum power spectral density.

**For devices operating in the bands 5.15 - 5.25 GHz, 5.25 - 5.35 GHz, and 5.47 - 5.725 GHz**

**# Method SA-2 #**

(trace averaging across on and off times of the EUT transmissions, followed by duty cycle correction).

- Measure the duty cycle.
- Set span to encompass the entire emission bandwidth (EBW) of the signal.
- Set RBW = 1 MHz.
- Set VBW ≥ 3 MHz.
- Number of points in sweep ≥ 2 Span / RBW.

- Sweep time = auto.
- Detector = RMS
- Trace average at least 100 traces in power averaging mode.
- Add  $10 \log(1/x)$ , where  $x$  is the duty cycle, to the measured power in order to compute the average power during the actual transmission times. For example, add  $10 \log(1/0.25) = 6$  dB if the duty cycle is 25 percent.

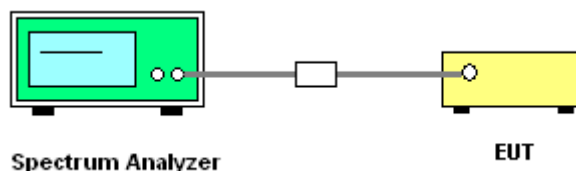
**For devices operating in the band 5.725 - 5.85 GHz**

**# Method SA-2 #**

(trace averaging across on and off times of the EUT transmissions, followed by duty cycle correction).

- Measure the duty cycle.
  - Set span to encompass the entire emission bandwidth (EBW) of the signal.
  - Set RBW = 500KHz (or 300 kHz if the SA can't set RBW=500KHz).
  - Set VBW  $\geq 1$  MHz.
  - Number of points in sweep  $\geq 2$  Span / RBW.
  - Sweep time = auto.
  - Detector = RMS
  - Trace average at least 100 traces in power averaging mode.
  - If the SA can't set RBW=500KHz, then add  $10 \log(500\text{kHz}/\text{RBW})$  to the test result.
  - Add  $10 \log(1/x)$ , where  $x$  is the duty cycle, to the measured power in order to compute the average power during the actual transmission times. For example, add  $10 \log(1/0.25) = 6$  dB if the duty cycle is 25 percent.
1. The RF output of EUT was connected to the spectrum analyzer by a low loss cable.
  2. Each plot has already offset with cable loss, and attenuator loss. Measure the PPSD and record it.

**3.3.4 Test Setup**

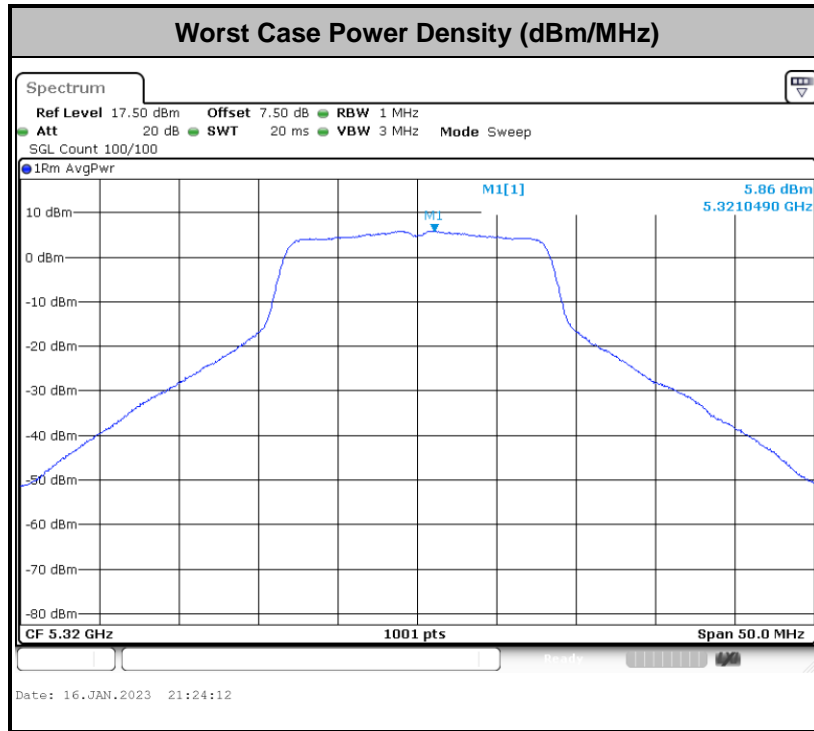




### 3.3.5 Test Result of Power Spectral Density

Please refer to Appendix A.

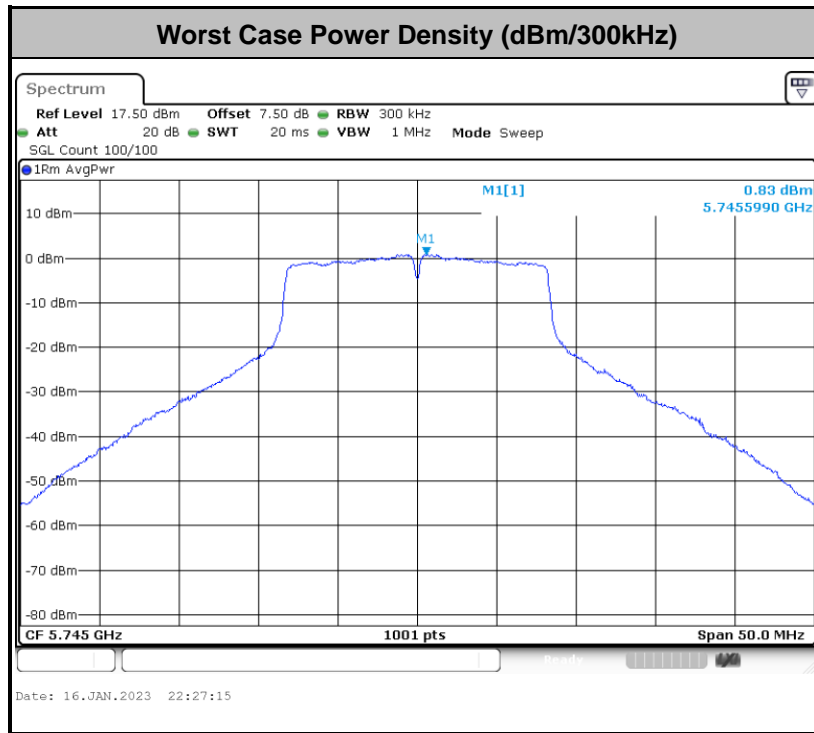
**For devices operating in the bands 5.15 - 5.25 GHz, 5.25 - 5.35 GHz, and 5.47 - 5.725 GHz**



**Note:** Average Power Density (dB) = Measured value+ Duty Factor



For devices operating in the band 5.725 - 5.85 GHz



**Note:** Average Power Density (dBm/500kHz) = Measured value (dBm/300kHz) + RBW Offset (2.2dB)



### 3.4 Unwanted Emissions Measurement

This section as specified in FCC Part 15.407(b) is to measure unwanted emissions through radiated measurement for band edge spurious emissions and out of band emissions measurement. The unwanted emissions shall comply with 15.407(b)(1) to (6), and restricted bands per FCC Part 15.205.

#### 3.4.1 Limit of Unwanted Emissions

- (1) For transmitters operating in the 5150-5250 MHz band: all emissions outside of the 5150-5350 MHz band shall not exceed an EIRP of  $-27\text{dBm/MHz}$ .

For transmitters operating in the 5250-5350 MHz band: all emissions outside of the 5150-5350 MHz band shall not exceed an EIRP of  $-27\text{ dBm/MHz}$ . Devices operating in the 5250-5350 MHz band that generate emissions in the 5150-5250 MHz band must meet all applicable technical requirements for operation in the 5150-5250 MHz band (including indoor use) or alternatively meet an out-of-band emission EIRP limit of  $-27\text{ dBm/MHz}$  in the 5150-5250 MHz band.

For transmitters operating in the 5470-5600 MHz and 5650-5725MHz band: all emissions outside of the 5470-5600 MHz and 5650-5725MHz band shall not exceed an EIRP of  $-27\text{ dBm/MHz}$ .

- (2) For transmitters operating in the 5.725-5.85 GHz band:  
15.407(b)(4)(i) All emissions shall be limited to a level of  $-27\text{ dBm/MHz}$  at 75 MHz or more above or below the band edge increasing linearly to  $10\text{ dBm/MHz}$  at 25 MHz above or below the band edge, and from 25 MHz above or below the band edge increasing linearly to a level of  $15.6\text{ dBm/MHz}$  at 5 MHz above or below the band edge, and from 5 MHz above or below the band edge increasing linearly to a level of  $27\text{ dBm/MHz}$  at the band edge.





(3) Unwanted spurious emissions fallen in restricted bands shall comply with the general field strength limits as below table,

Frequency (MHz)	Field Strength (microvolts/meter)	Measurement Distance (meters)
0.009 – 0.490	2400/F(kHz)	300
0.490 – 1.705	24000/F(kHz)	30
1.705 – 30.0	30	30
30 – 88	100	3
88 – 216	150	3
216 - 960	200	3
Above 960	500	3

(4) EIRP (dBm)	Field Strength at 3m (dBµV/m)
- 27	68.2

Note: The following formula is used to convert the EIRP to field strength.

$$EIRP = E_{Meas} + 20\log (d_{Meas}) -104.7$$

where

EIRP is the equivalent isotropically radiated power, in dBm

E<sub>Meas</sub> is the field strength of the emission at the measurement distance, in dBµV/m

d<sub>Meas</sub> is the measurement distance, in m

(4) ANSI C63.10-2013 clause 12.7.3 note 97

As specified by regulatory requirements, emissions above 1000 MHz that are outside of the restricted bands are subject to a peak emission limit. However, an out-of-band emission that complies with both the average and peak general regulatory limits is not required to satisfy the peak emission limit.

### 3.4.2 Measuring Instruments

The measuring equipment is listed in the section 4 of this test report.

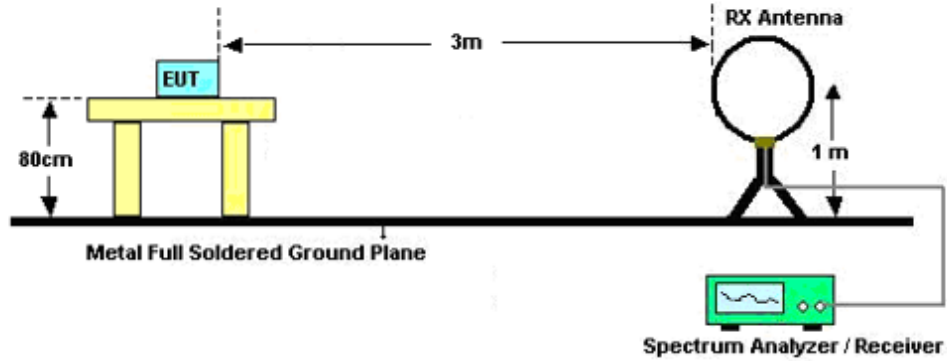


### 3.4.3 Test Procedures

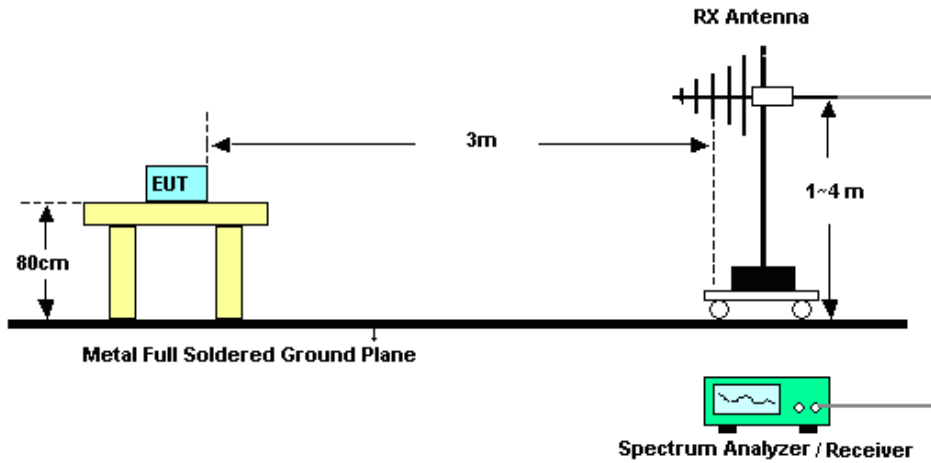
1. The testing follows FCC KDB 789033 D02 General UNII Test Procedures New Rules v01r04. Section G) Unwanted emissions measurement.
  - (1) Procedure for Unwanted Emissions Measurements Below 1000MHz
    - RBW = 120 kHz
    - VBW = 300 kHz
    - Detector = Peak
    - Trace mode = max hold
  - (2) Procedure for Peak Unwanted Emissions Measurements Above 1000 MHz
    - RBW = 1 MHz
    - VBW  $\geq$  3 MHz
    - Detector = Peak
    - Sweep time = auto
    - Trace mode = max hold
  - (3) Procedures for Average Unwanted Emissions Measurements Above 1000MHz
    - RBW = 1 MHz
    - VBW = 10 Hz, when duty cycle is no less than 98 percent.
    - VBW  $\geq$  1/T, when duty cycle is less than 98 percent where T is the minimum transmission duration over which the transmitter is on.
2. The EUT was placed on a turntable with 0.8 meter for frequency below 1GHz and 1.5 meter for frequency above 1GHz respectively above ground.
3. The EUT was set 3 meters from the interference receiving antenna which was mounted on the top of a variable height antenna tower.
4. The antenna is a broadband antenna and its height is adjusted between one meter and four meters above ground to find the maximum value of the field strength for both horizontal polarization and vertical polarization of the antenna.
5. For each suspected emission, the EUT was arranged to its worst case and then adjust the antenna tower (from 1 m to 4 m) and turntable (from 0 degree to 360 degrees) to find the maximum reading.
6. For testing below 1GHz, if the emission level of the EUT in peak mode was 3 dB lower than the limit specified, then peak values of EUT will be reported, otherwise, the emissions will be repeated one by one using the CISPR quasi-peak method and reported.
7. For testing above 1GHz, the emission level of the EUT in peak mode was 20dB lower than average limit (that means the emission level in average mode also complies with the limit in average mode), then peak values of EUT will be reported, otherwise, the emissions will be measured in average mode again and reported.

### 3.4.4 Test Setup

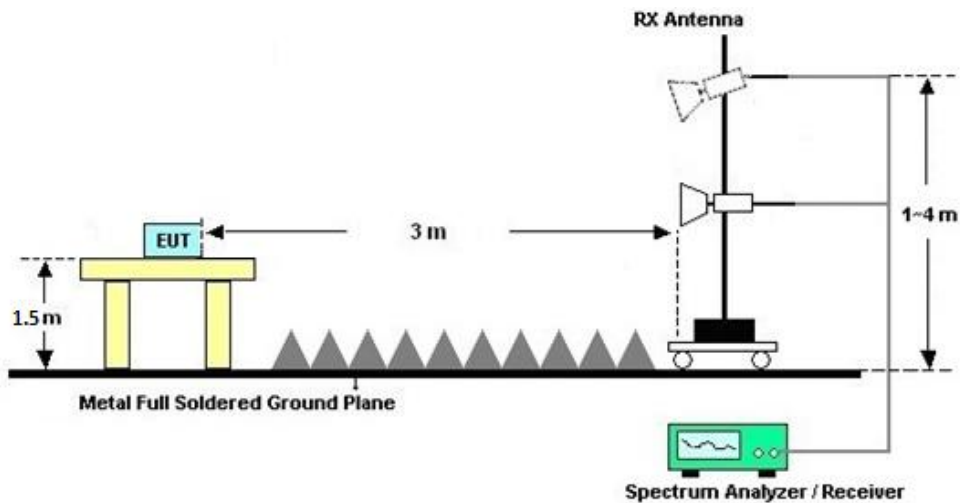
For radiated emissions below 30MHz



For radiated emissions from 30MHz to 1GHz



For radiated emissions above 1GHz





### **3.4.5 Test Results of Radiated Spurious Emissions (9 kHz ~ 30 MHz)**

The low frequency, which started from 9 kHz to 30MHz, was pre-scanned and the result which was 20dB lower than the limit line was not reported.

There is a comparison data of both open-field test site and semi-Anechoic chamber, and the result came out very similar.

### **3.4.6 Test Result of Radiated Spurious at Band Edges**

Please refer to Appendix C.

### **3.4.7 Duty Cycle**

Please refer to Appendix D.

### **3.4.8 Test Result of Radiated Spurious Emissions (30MHz ~ 10th Harmonic)**

Please refer to Appendix C.



### 3.5 AC Conducted Emission Measurement

#### 3.5.1 Limit of AC Conducted Emission

For equipment that is designed to be connected to the public utility (AC) power line, the radio frequency voltage that is conducted back onto the AC power line on any frequency or frequencies within the band 150 kHz to 30 MHz shall not exceed the limits in the following table.

Frequency of emission (MHz)	Conducted limit (dBµV)	
	Quasi-peak	Average
0.15-0.5	66 to 56*	56 to 46*
0.5-5	56	46
5-30	60	50

\*Decreases with the logarithm of the frequency.

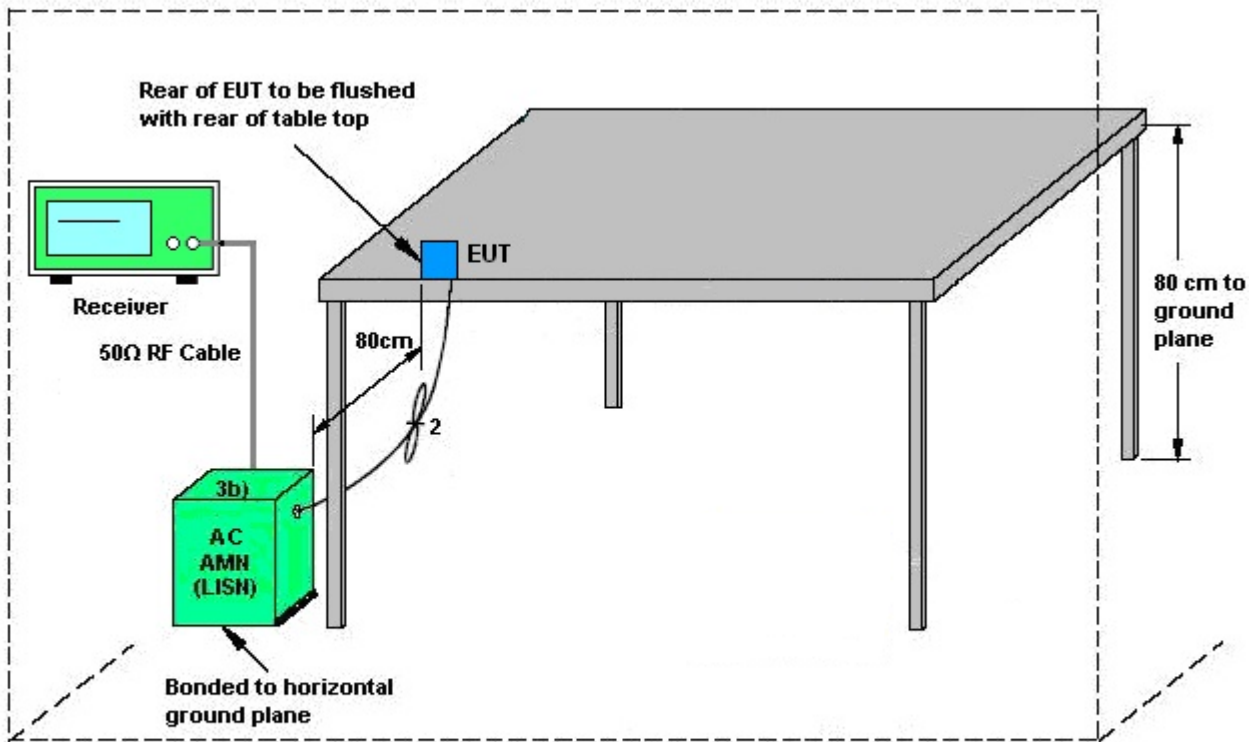
#### 3.5.2 Measuring Instruments

The measuring equipment is listed in the section 4 of this test report.

#### 3.5.3 Test Procedures

1. The EUT was placed 0.4 meter from the conducting wall of the shielding room was kept at least 80 centimeters from any other grounded conducting surface.
2. Connect EUT to the power mains through a line impedance stabilization network (LISN).
3. All the support units are connecting to the other LISN.
4. The LISN provides 50 ohm coupling impedance for the measuring instrument.
5. The FCC states that a 50 ohm, 50 microhenry LISN should be used.
6. Both sides of AC line were checked for maximum conducted interference.
7. The frequency range from 150 kHz to 30 MHz was searched.
8. Set the test-receiver system to Peak Detect Function and specified bandwidth with Maximum Hold Mode.

### 3.5.4 Test Setup



AMN = Artificial mains network (LISN)  
AE = Associated equipment  
EUT = Equipment under test  
ISN = Impedance stabilization network

### 3.5.5 Test Result of AC Conducted Emission

Please refer to Appendix B.



## **3.6 Antenna Requirements**

### **3.6.1 Standard Applicable**

According to FCC 47 CFR Section 15.407(a)(1)(2) ,if transmitting antenna directional gain is greater than 6 dBi, both the peak transmit power and the peak power spectral density shall be reduced by the amount in dB that the directional gain of the antenna exceeds 6 dBi.

### **3.6.2 Antenna Anti-Replacement Construction**

Non-standard antenna connector is used.

### **3.6.3 Antenna Gain**

The antenna peak gain of EUT is less than 6 dBi. Therefore, it is not necessary to reduce maximum peak output power limit.



## 4 List of Measuring Equipment

Instrument	Manufacturer	Model No.	Serial No.	Characteristics	Calibration Date	Test Date	Due Date	Remark
Spectrum Analyzer	R&S	FSV40	101040	10Hz~40GHz	Oct. 12, 2022	Jan. 16, 2023~Jan. 29, 2023	Oct. 11, 2023	Conducted (TH01-KS)
Pulse Power Sensor	Anritsu	MA2411B	0917070	300MHz~40GHz	Jan. 04, 2023	Jan. 16, 2023~Jan. 29, 2023	Jan. 03, 2024	Conducted (TH01-KS)
Power Meter	Anritsu	ML2495A	1005002	50MHz Bandwidth	Jan. 04, 2023	Jan. 16, 2023~Jan. 29, 2023	Jan. 03, 2024	Conducted (TH01-KS)
EMI Test Receiver	Keysight	N9038A	MY56400004	3Hz~8.5GHz;Max 30dBm	Oct. 13, 2022	Jan. 16, 2023	Oct. 12, 2023	Radiation (03CH06-KS)
EXA Spectrum Analyzer	Keysight	N9010B	MY60242126	10Hz-44GHz	Oct. 13, 2022	Jan. 16, 2023	Oct. 12, 2023	Radiation (03CH06-KS)
Loop Antenna	R&S	HFH2-Z2	100321	9kHz~30MHz	Oct. 16, 2022	Jan. 16, 2023	Oct. 15, 2023	Radiation (03CH06-KS)
Bilog Antenna	TeseQ	CBL6111D	49921	30MHz-1GHz	May 24, 2022	Jan. 16, 2023	May 23, 2023	Radiation (03CH06-KS)
Double Ridge Horn Antenna	ETS-Lindgren	3117	00218652	1GHz~18GHz	Apr. 18, 2022	Jan. 16, 2023	Apr. 17, 2023	Radiation (03CH06-KS)
SHF-EHF Horn	Com-power	AH-840	101093	18GHz~40GHz	Jan. 04, 2023	Jan. 16, 2023	Jan. 03, 2024	Radiation (03CH06-KS)
Amplifier	SONOMA	310N	380827	9KHz ~1GHZ	Jul. 11, 2022	Jan. 16, 2023	Jul. 10, 2023	Radiation (03CH06-KS)
Amplifier	MITEQ	EM18G40GGA	060728	18~40GHz	Jan. 04, 2023	Jan. 16, 2023	Jan. 03, 2024	Radiation (03CH06-KS)
high gain Amplifier	MITEQ	AMF-7D-0010 1800-30-10P	2082395	1Ghz-18Ghz	Jan. 04, 2023	Jan. 16, 2023	Jan. 03, 2024	Radiation (03CH06-KS)
Amplifier	Keysight	83017A	MY53270319	500MHz~26.5G Hz	Oct. 12, 2022	Jan. 16, 2023	Oct. 12, 2023	Radiation (03CH06-KS)
AC Power Source	Chroma	61601	F104090004	N/A	NCR	Jan. 16, 2023	NCR	Radiation (03CH06-KS)
Turn Table	ChamPro	EM 1000-T	060762-T	0~360 degree	NCR	Jan. 16, 2023	NCR	Radiation (03CH06-KS)
Antenna Mast	ChamPro	EM 1000-A	060762-A	1 m~4 m	NCR	Jan. 16, 2023	NCR	Radiation (03CH06-KS)
EMI Receiver	R&S	ESCI7	100768	9kHz~7GHz;	May 24, 2022	Jan. 14, 2023	May 23, 2023	Conduction (CO01-KS)
AC LISN (for auxiliary equipment)	MessTec	AN3016	060103	9kHz~30MHz	Oct. 13, 2022	Jan. 14, 2023	Oct. 12, 2023	Conduction (CO01-KS)
AC LISN	MessTec	AN3016	060105	9kHz~30MHz	May 24, 2022	Jan. 14, 2023	May 23, 2023	Conduction (CO01-KS)
AC Power Source	Chroma	61602	ABP0000008 11	AC 0V~300V, 45Hz~1000Hz	Oct. 12, 2022	Jan. 14, 2023	Oct. 11, 2023	Conduction (CO01-KS)

NCR: No Calibration Required





## 5 Uncertainty of Evaluation

The measurement uncertainties shown below were calculated in accordance with the requirements of ANSI 63.10-2013. All the measurement uncertainty value were shown with a coverage K=2 to indicate 95% level of confidence. The measurement data show herein meets or exceeds the CISPR measurement uncertainty values specified in CISPR 16-4-2 and can be compared directly to specified limit to determine compliance.

### Uncertainty of Conducted Measurement

Test Item	Uncertainty
Conducted Power	±0.46 dB
Conducted Emissions	±0.48 dB
Occupied Channel Bandwidth	±0.1 %
Conducted Power Spectral Density	±0.40 dB

### Uncertainty of Conducted Emission Measurement (150kHz ~ 30MHz)

Measuring Uncertainty for a Level of Confidence of 95% (U = 2Uc(y))	2.78dB
---	--------

### Uncertainty of Radiated Emission Measurement (30 MHz ~ 1000 MHz)

Measuring Uncertainty for a Level of Confidence of 95% (U = 2Uc(y))	5.0dB
---	-------

### Uncertainty of Radiated Emission Measurement (1000 MHz ~ 18000 MHz)

Measuring Uncertainty for a Level of Confidence of 95% (U = 2Uc(y))	5.0dB
---	-------

### Uncertainty of Radiated Emission Measurement (18000 MHz ~ 40000 MHz)

Measuring Uncertainty for a Level of Confidence of 95% (U = 2Uc(y))	5.0dB
---	-------



## Appendix A. Conducted Test Results

Report Number : FR2D2303D

Test Engineer:	wei xu	Temperature:	21~25	°C
Test Date:	2023/1/16~2023/1/29	Relative Humidity:	51~54	%

**TEST RESULTS DATA**  
**26dB and 99% OBW**

U-NII-1 single antenna						
Mod.	Data Rate	N <sub>TX</sub>	CH.	Freq. (MHz)	99% Bandwidth (MHz)	26 dB Bandwidth (MHz)
					Ant 1	Ant 1
11a	6Mbps	1	36	5180	16.78	22.38
11a	6Mbps	1	44	5220	16.78	22.58
11a	6Mbps	1	48	5240	16.78	22.43
VHT20	MCS0	1	36	5180	17.88	22.88
VHT20	MCS0	1	44	5220	17.93	23.23
VHT20	MCS0	1	48	5240	17.88	23.38
VHT40	MCS0	1	38	5190	36.56	41.72
VHT40	MCS0	1	46	5230	36.46	41.27
VHT80	MCS0	1	42	5210	75.88	83.60

**TEST RESULTS DATA**  
**Average Power Table**

FCC U-NII-1 single antenna												
Mod.	Data Rate	NTX	CH.	Freq. (MHz)	Average Conducted Power with duty factor (dBm)			FCC Conducted Power Limit (dBm)		DG (dBi)		Pass/Fail
					Ant 1	Ant 2	SUM	Ant 1	Ant 2	Ant 1	Ant 2	
11a	6Mbps	1	36	5180	16.46	-		24.00	-	-0.67	-	Pass
11a	6Mbps	1	44	5220	16.22	-		24.00	-	-0.67	-	Pass
11a	6Mbps	1	48	5240	16.13	-		24.00	-	-0.67	-	Pass
HT20	MCS0	1	36	5180	15.10	-		24.00	-	-0.67	-	Pass
HT20	MCS0	1	44	5220	15.12	-		24.00	-	-0.67	-	Pass
HT20	MCS0	1	48	5240	15.13	-		24.00	-	-0.67	-	Pass
HT40	MCS0	1	38	5190	15.89	-		24.00	-	-0.67	-	Pass
HT40	MCS0	1	46	5230	15.86	-		24.00	-	-0.67	-	Pass
VHT20	MCS0	1	36	5180	15.13	-		24.00	-	-0.67	-	Pass
VHT20	MCS0	1	44	5220	15.19	-		24.00	-	-0.67	-	Pass
VHT20	MCS0	1	48	5240	15.18	-		24.00	-	-0.67	-	Pass
VHT40	MCS0	1	38	5190	15.94	-		24.00	-	-0.67	-	Pass
VHT40	MCS0	1	46	5230	15.89	-		24.00	-	-0.67	-	Pass
VHT80	MCS0	1	42	5210	15.66	-		24.00	-	-0.67	-	Pass

**TEST RESULTS DATA**  
**Power Spectral Density**

FCC U-NII-1 single antenna													
Mod.	Data Rate	NTX	CH.	Freq. (MHz)	Average Power Density (dBm/MHz)			Average PSD Limit (dBm/MHz)		DG (dBi)			Pass /Fail
					Ant 1	Ant 2	SUM	Ant 1	Ant 2	Ant 1	Ant 2		
11a	6Mbps	1	36	5180	5.83	-		11.00	-	-0.67	-		Pass
11a	6Mbps	1	44	5220	5.74	-		11.00	-	-0.67	-		Pass
11a	6Mbps	1	48	5240	5.75	-		11.00	-	-0.67	-		Pass
VHT20	MCS0	1	36	5180	4.35	-		11.00	-	-0.67	-		Pass
VHT20	MCS0	1	44	5220	4.32	-		11.00	-	-0.67	-		Pass
VHT20	MCS0	1	48	5240	4.33	-		11.00	-	-0.67	-		Pass
VHT40	MCS0	1	38	5190	1.81	-		11.00	-	-0.67	-		Pass
VHT40	MCS0	1	46	5230	1.93	-		11.00	-	-0.67	-		Pass
VHT80	MCS0	1	42	5210	-1.43	-		11.00	-	-0.67	-		Pass

**TEST RESULTS DATA**  
**26dB and 99% OBW**

U-NII-2A single antenna											
Mod.	Data Rate	NTX	CH.	Freq. (MHz)	99% Bandwidth (MHz)		26 dB Bandwidth (MHz)		FCC 26dB Bandwidth Power Limit (dBm)		Note
					Ant 1	Ant 2	Ant 1	Ant 2	Ant 1	Ant 2	
11a	6Mbps	1	52	5260	16.78	-	22.18	-	23.98	-	
11a	6Mbps	1	60	5300	16.78	-	22.53	-	23.98	-	
11a	6Mbps	1	64	5320	16.88	-	22.88	-	23.98	-	
VHT20	MCS0	1	52	5260	17.93	-	23.38	-	23.98	-	
VHT20	MCS0	1	60	5300	17.88	-	23.43	-	23.98	-	
VHT20	MCS0	1	64	5320	17.93	-	23.58	-	23.98	-	
VHT40	MCS0	1	54	5270	36.56	-	41.36	-	23.98	-	
VHT40	MCS0	1	62	5310	36.46	-	41.54	-	23.98	-	
VHT80	MCS0	1	58	5290	75.76	-	83.76	-	23.98	-	

**TEST RESULTS DATA**  
**Average Power Table**

FCC U-NII-2A single antenna													
Mod.	Data Rate	NTX	CH.	Freq. (MHz)	Average Conducted Power with duty factor (dBm)			FCC Conducted Power Limit (dBm)		DG (dBi)		EIRP Power Limit (dBm)	Pass/Fail
					Ant 1	Ant 2	SUM	Ant 1	Ant 2	Ant 1	Ant 2		
11a	6Mbps	1	52	5260	16.19	-		23.98	-	-0.19	-	30.00	Pass
11a	6Mbps	1	60	5300	16.29	-		23.98	-	-0.19	-	30.00	Pass
11a	6Mbps	1	64	5320	16.39	-		23.98	-	-0.19	-	30.00	Pass
HT20	MCS0	1	52	5260	15.20	-		23.98	-	-0.19	-	30.00	Pass
HT20	MCS0	1	60	5300	15.31	-		23.98	-	-0.19	-	30.00	Pass
HT20	MCS0	1	64	5320	15.41	-		23.98	-	-0.19	-	30.00	Pass
HT40	MCS0	1	54	5270	15.84	-		23.98	-	-0.19	-	30.00	Pass
HT40	MCS0	1	62	5310	15.43	-		23.98	-	-0.19	-	30.00	Pass
VHT20	MCS0	1	52	5260	15.23	-		23.98	-	-0.19	-	30.00	Pass
VHT20	MCS0	1	60	5300	15.33	-		23.98	-	-0.19	-	30.00	Pass
VHT20	MCS0	1	64	5320	15.47	-		23.98	-	-0.19	-	30.00	Pass
VHT40	MCS0	1	54	5270	15.88	-		23.98	-	-0.19	-	30.00	Pass
VHT40	MCS0	1	62	5310	15.62	-		23.98	-	-0.19	-	30.00	Pass
VHT80	MCS0	1	58	5290	13.74	-		23.98	-	-0.19	-	30.00	Pass



**TEST RESULTS DATA**  
**Power Spectral Density**

U-NII-2A single antenna													
Mod.	Data Rate	NTX	CH.	Freq. (MHz)	Average Power Density (dBm/MHz)			Average PSD Limit (dBm/MHz)		DG (dBi)			Pass /Fail
					Ant 1	Ant 2	SUM	Ant 1	Ant 2	Ant 1	Ant 2		
11a	6Mbps	1	52	5260	5.73	-		11.00	-	-0.19	-		Pass
11a	6Mbps	1	60	5300	5.69	-		11.00	-	-0.19	-		Pass
11a	6Mbps	1	64	5320	5.86	-		11.00	-	-0.19	-		Pass
VHT20	MCS0	1	52	5260	4.39	-		11.00	-	-0.19	-		Pass
VHT20	MCS0	1	60	5300	4.40	-		11.00	-	-0.19	-		Pass
VHT20	MCS0	1	64	5320	4.57	-		11.00	-	-0.19	-		Pass
VHT40	MCS0	1	54	5270	1.85	-		11.00	-	-0.19	-		Pass
VHT40	MCS0	1	62	5310	0.12	-		11.00	-	-0.19	-		Pass
VHT80	MCS0	1	58	5290	-5.06	-		11.00	-	-0.19	-		Pass

**TEST RESULTS DATA**  
**26dB and 99% OBW**

U-NII-2C single antenna												
Mod.	Data Rate	NTX	CH.	Freq. (MHz)	99% Bandwidth In U-NII 2C (MHz)		26 dB Bandwidth In U-NII 2C (MHz)		FCC 26dB Bandwidth Power Limit (dBm)		6 dB Bandwidth for Straddle Channel (MHz)	
					Ant 1	Ant 2	Ant 1	Ant 2	Ant 1	Ant 2	Ant 1	Ant 2
11a	6Mbps	1	100	5500	16.98	-	24.68	-	23.98	-	----	----
11a	6Mbps	1	116	5580	17.03	-	25.03	-	23.98	-	----	----
11a	6Mbps	1	140	5700	16.98	-	24.78	-	23.98	-	----	----
VHT20	MCS0	1	100	5500	17.98	-	23.93	-	23.98	-	----	----
VHT20	MCS0	1	116	5580	18.03	-	24.23	-	23.98	-	----	----
VHT20	MCS0	1	140	5700	18.03	-	25.87	-	23.98	-	----	----
VHT40	MCS0	1	102	5510	36.56	-	42.08	-	23.98	-	----	----
VHT40	MCS0	1	110	5550	36.56	-	41.72	-	23.98	-	----	----
VHT40	MCS0	1	134	5670	36.46	-	41.99	-	23.98	-	----	----
VHT80	MCS0	1	106	5530	75.88	-	83.12	-	23.98	-	----	----
VHT80	MCS0	1	122	5610	76.00	-	85.03	-	23.98	-	----	----

U-NII-2C straddle channel single antenna												
Mod.	Data Rate	NTX	CH.	Freq. (MHz)	99% Bandwidth In U-NII 2C (MHz)		26 dB Bandwidth In U-NII 2C (MHz)		FCC 26dB Bandwidth Power Limit (dBm)		6 dB Bandwidth for Straddle Channel (MHz)	
					Ant 1	Ant 2	Ant 1	Ant 2	Ant 1	Ant 2	Ant 1	Ant 2
11a	6Mbps	1	144	5720	16.98	-	24.68	-	23.98	-	-	-
VHT20	MCS0	1	144	5720	18.03	-	24.23	-	23.98	-	-	-
VHT40	MCS0	1	142	5710	36.56	-	42.26	-	23.98	-	-	-
VHT80	MCS0	1	138	5690	76.00	-	84.24	-	23.98	-	-	-

**TEST RESULTS DATA**  
**Average Power Table**

FCC U-NII-2C single antenna													
Mod.	Data Rate	NTX	CH.	Freq. (MHz)	Average Conducted Power with duty factor (dBm)			FCC Conducted Power Limit (dBm)		DG (dBi)		EIRP Power Limit (dBm)	Pass/Fail
					Ant 1	Ant 2	SUM	Ant 1	Ant 2	Ant 1	Ant 2		
11a	6Mbps	1	100	5500	15.69	-		23.98	-	1.28	-	30.00	Pass
11a	6Mbps	1	116	5580	15.81	-		23.98	-	1.28	-	30.00	Pass
11a	6Mbps	1	140	5700	15.86	-		23.98	-	1.28	-	30.00	Pass
HT20	MCS0	1	100	5500	14.69	-		23.98	-	1.28	-	30.00	Pass
HT20	MCS0	1	116	5580	14.91	-		23.98	-	1.28	-	30.00	Pass
HT20	MCS0	1	140	5700	14.88	-		23.98	-	1.28	-	30.00	Pass
HT40	MCS0	1	102	5510	15.55	-		23.98	-	1.28	-	30.00	Pass
HT40	MCS0	1	110	5550	15.94	-		23.98	-	1.28	-	30.00	Pass
HT40	MCS0	1	134	5670	15.90	-		23.98	-	1.28	-	30.00	Pass
VHT20	MCS0	1	100	5500	14.71	-		23.98	-	1.28	-	30.00	Pass
VHT20	MCS0	1	116	5580	14.93	-		23.98	-	1.28	-	30.00	Pass
VHT20	MCS0	1	140	5700	14.92	-		23.98	-	1.28	-	30.00	Pass
VHT40	MCS0	1	102	5510	15.58	-		23.98	-	1.28	-	30.00	Pass
VHT40	MCS0	1	110	5550	15.99	-		23.98	-	1.28	-	30.00	Pass
VHT40	MCS0	1	134	5670	15.94	-		23.98	-	1.28	-	30.00	Pass
VHT80	MCS0	1	106	5530	15.15	-		23.98	-	1.28	-	30.00	Pass
VHT80	MCS0	1	122	5610	15.69	-		23.98	-	1.28	-	30.00	Pass

FCC U-NII-2C straddle channel single antenna													
Mod.	Data Rate	NTX	CH.	Freq. (MHz)	Average Conducted Power with duty factor (dBm)			FCC Conducted Power Limit (dBm)		DG (dBi)		EIRP Power Limit (dBm)	Pass/Fail
					Ant 1	Ant 2	SUM	Ant 1	Ant 2	Ant 1	Ant 2		
11a	6Mbps	1	144	5720	16.51	-		23.98	-	1.28	-	30.00	Pass
HT20	MCS0	1	144	5720	15.31	-		23.98	-	1.28	-	30.00	Pass
HT40	MCS0	1	142	5710	15.91	-		23.98	-	1.28	-	30.00	Pass
VHT20	MCS0	1	144	5720	15.35	-		23.98	-	1.28	-	30.00	Pass
VHT40	MCS0	1	142	5710	15.98	-		23.98	-	1.28	-	30.00	Pass
VHT80	MCS0	1	138	5690	15.70	-		23.98	-	1.28	-	30.00	Pass

**TEST RESULTS DATA**  
**Power Spectral Density**

U-NII-2C single antenna												
Mod.	Data Rate	NTX	CH.	Freq. (MHz)	Average Power Density (dBm/MHz)			Average PSD Limit (dBm/MHz)		DG (dBi)		Pass /Fail
					Ant 1	Ant 2	SUM	Ant 1	Ant 2	Ant 1	Ant 2	
11a	6Mbps	1	100	5500	5.35	-		11.00	-	1.28	-	Pass
11a	6Mbps	1	116	5580	5.79	-		11.00	-	1.28	-	Pass
11a	6Mbps	1	140	5700	5.11	-		11.00	-	1.28	-	Pass
VHT20	MCS0	1	100	5500	3.92	-		11.00	-	1.28	-	Pass
VHT20	MCS0	1	116	5580	4.46	-		11.00	-	1.28	-	Pass
VHT20	MCS0	1	140	5700	3.71	-		11.00	-	1.28	-	Pass
VHT40	MCS0	1	102	5510	1.40	-		11.00	-	1.28	-	Pass
VHT40	MCS0	1	110	5550	1.99	-		11.00	-	1.28	-	Pass
VHT40	MCS0	1	134	5670	2.40	-		11.00	-	1.28	-	Pass
VHT80	MCS0	1	106	5530	-3.39	-		11.00	-	1.28	-	Pass
VHT80	MCS0	1	122	5610	-1.80	-		11.00	-	1.28	-	Pass

U-NII-2C straddle channel single antenna												
Mod.	Data Rate	NTX	CH.	Freq. (MHz)	Average Power Density (dBm/MHz)			Average PSD Limit (dBm/MHz)		DG (dBi)		Pass /Fail
					Ant 1	Ant 2	SUM	Ant 1	Ant 2	Ant 1	Ant 2	
11a	6Mbps	1	144	5720	5.33	-		11.00	-	1.28	-	Pass
VHT20	MCS0	1	144	5720	3.94	-		11.00	-	1.28	-	Pass
VHT40	MCS0	1	142	5710	1.38	-		11.00	-	1.28	-	Pass
VHT80	MCS0	1	138	5690	-1.33	-		11.00	-	1.28	-	Pass

**TEST RESULTS DATA**  
**6dB and 26dB EBW and 99% OBW**

U-NII-3 single antenna												
Mod.	Data Rate	NTX	CH.	Freq. (MHz)	99% Bandwidth (MHz)		26dB Bandwidth (MHz)		6 dB Bandwidth (MHz)		6 dB Bandwidth Min. Limit (MHz)	Pass/Fail
					Ant 1	Ant 2	Ant 1	Ant 2	Ant 1	Ant 2		
11a	6Mbps	1	149	5745	16.93	-	22.58	-	15.60	-	0.5	Pass
11a	6Mbps	1	157	5785	16.83	-	23.33	-	15.70	-	0.5	Pass
11a	6Mbps	1	165	5825	16.78	-	23.18	-	16.05	-	0.5	Pass
VHT20	MCS0	1	149	5745	17.98	-	24.03	-	15.95	-	0.5	Pass
VHT20	MCS0	1	157	5785	17.93	-	24.43	-	16.80	-	0.5	Pass
VHT20	MCS0	1	165	5825	17.93	-	23.63	-	16.80	-	0.5	Pass
VHT40	MCS0	1	151	5755	36.56	-	42.08	-	35.37	-	0.5	Pass
VHT40	MCS0	1	159	5795	36.56	-	41.99	-	36.09	-	0.5	Pass
VHT80	MCS0	1	155	5775	75.88	-	84.08	-	75.20	-	0.5	Pass

**TEST RESULTS DATA**  
**Average Power Table**

U-NII-3 single antenna												
Mod.	Data Rate	NTX	CH.	Freq. (MHz)	Average Conducted Power with duty factor (dBm)			FCC Conducted Power Limit (dBm)		DG (dBi)		Pass/Fail
					Ant 1	Ant 2	SUM	Ant 1	Ant 2	Ant 1	Ant 2	
11a	6Mbps	1	149	5745	16.27	-		30.00	-	1.10	-	Pass
11a	6Mbps	1	157	5785	15.49	-		30.00	-	1.10	-	Pass
11a	6Mbps	1	165	5825	16.29	-		30.00	-	1.10	-	Pass
HT20	MCS0	1	149	5745	15.24	-		30.00	-	1.10	-	Pass
HT20	MCS0	1	157	5785	14.57	-		30.00	-	1.10	-	Pass
HT20	MCS0	1	165	5825	15.30	-		30.00	-	1.10	-	Pass
HT40	MCS0	1	151	5755	15.93	-		30.00	-	1.10	-	Pass
HT40	MCS0	1	159	5795	15.50	-		30.00	-	1.10	-	Pass
VHT20	MCS0	1	149	5745	15.28	-		30.00	-	1.10	-	Pass
VHT20	MCS0	1	157	5785	14.67	-		30.00	-	1.10	-	Pass
VHT20	MCS0	1	165	5825	15.32	-		30.00	-	1.10	-	Pass
VHT40	MCS0	1	151	5755	15.96	-		30.00	-	1.10	-	Pass
VHT40	MCS0	1	159	5795	15.55	-		30.00	-	1.10	-	Pass
VHT80	MCS0	1	155	5775	15.88	-		30.00	-	1.10	-	Pass

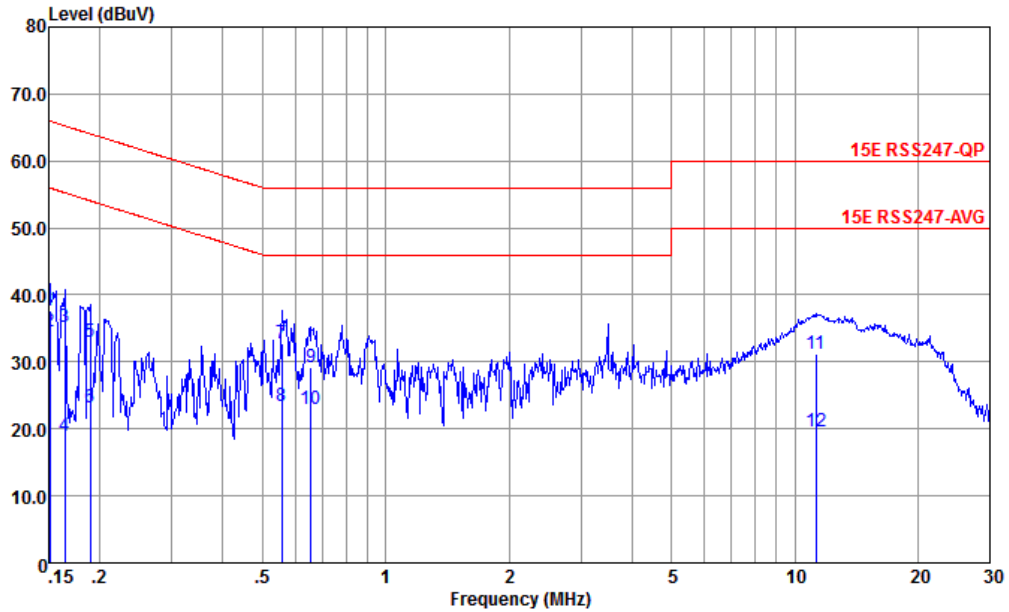
**TEST RESULTS DATA**  
**Power Spectral Density**

U-NII-3 single antenna														
Mod.	Data Rate	NTX	CH.	Freq. (MHz)	10log (500kHz /RBW) Factor (dB)		Average Power Density (dBm/500kHz)			Average PSD Limit (dBm/500kHz)		DG (dBi)		Pass /Fail
					Ant 1	Ant 2	Ant 1	Ant 2	SUM	Ant 1	Ant 2	Ant 1	Ant 2	
11a	6Mbps	1	149	5745	2.22	-	3.05	-		30.00	-	1.10	-	Pass
11a	6Mbps	1	157	5785	2.22	-	2.33	-		30.00	-	1.10	-	Pass
11a	6Mbps	1	165	5825	2.22	-	2.90	-		30.00	-	1.10	-	Pass
VHT20	MCS0	1	149	5745	2.22	-	1.52	-		30.00	-	1.10	-	Pass
VHT20	MCS0	1	157	5785	2.22	-	1.04	-		30.00	-	1.10	-	Pass
VHT20	MCS0	1	165	5825	2.22	-	1.44	-		30.00	-	1.10	-	Pass
VHT40	MCS0	1	151	5755	2.22	-	-0.84	-		30.00	-	1.10	-	Pass
VHT40	MCS0	1	159	5795	2.22	-	-1.63	-		30.00	-	1.10	-	Pass
VHT80	MCS0	1	155	5775	2.22	-	-3.93	-		30.00	-	1.10	-	Pass



## Appendix B. AC Conducted Emission Test Results

Test Engineer :	Amos Zhang	Temperature :	25.3~26.2°C
		Relative Humidity :	38~40%
Test Voltage :	120Vac / 60Hz	Phase :	Line
Remark :	All emissions not reported here are more than 10 dB below the prescribed limit.		



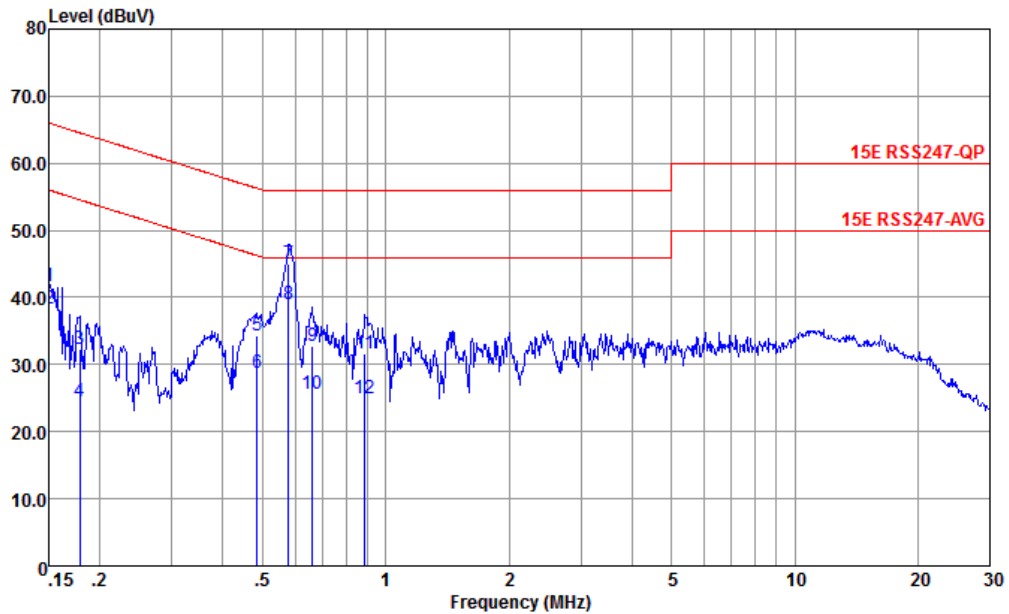
Site : CO01-KS  
 Condition : 15E RSS247-QP LISN-060103-L LINE

	Freq	Level	Over	Limit	Read	LISN	Cable	Remark
	MHz	dBuV	Limit	Line	Level	Factor	Loss	
			dB	dBuV	dBuV	dB	dB	
1	0.151	37.67	-28.29	65.96	26.90	0.34	10.43	QP
2 *	0.151	34.47	-21.49	55.96	23.70	0.34	10.43	Average
3	0.164	35.20	-30.05	65.25	24.50	0.27	10.43	QP
4	0.164	18.90	-36.35	55.25	8.20	0.27	10.43	Average
5	0.189	32.92	-31.14	64.06	22.20	0.30	10.42	QP
6	0.189	23.22	-30.84	54.06	12.50	0.30	10.42	Average
7	0.558	32.66	-23.34	56.00	22.20	0.27	10.19	QP
8	0.558	23.36	-22.64	46.00	12.90	0.27	10.19	Average
9	0.658	29.24	-26.76	56.00	18.80	0.27	10.17	QP
10	0.658	22.94	-23.06	46.00	12.50	0.27	10.17	Average
11	11.257	31.10	-28.90	60.00	19.80	0.44	10.86	QP
12	11.257	19.50	-30.50	50.00	8.20	0.44	10.86	Average





Test Engineer :	Amos Zhang	Temperature :	25.3~26.2°C
		Relative Humidity :	38~40%
Test Voltage :	120Vac / 60Hz	Phase :	Neutral
Remark :	All emissions not reported here are more than 10 dB below the prescribed limit.		



Site : CO01-KS  
 Condition : 15E RSS247-QP LISN-060103-N NEUTRAL

	Freq	Level	Over	Limit	Read	LISN	Cable	Remark
	MHz	dBuV	Limit	Line	Level	Factor	Loss	
			dB	dBuV	dBuV	dB	dB	
1	0.150	41.65	-24.35	66.00	30.90	0.32	10.43	QP
2	0.150	38.25	-17.75	56.00	27.50	0.32	10.43	Average
3	0.179	32.24	-32.31	64.55	21.51	0.31	10.42	QP
4	0.179	24.54	-30.01	54.55	13.81	0.31	10.42	Average
5	0.484	34.30	-21.97	56.27	23.80	0.28	10.22	QP
6	0.484	28.70	-17.57	46.27	18.20	0.28	10.22	Average
7	0.579	45.06	-10.94	56.00	34.60	0.27	10.19	QP
8 *	0.579	39.06	-6.94	46.00	28.60	0.27	10.19	Average
9	0.661	32.65	-23.35	56.00	22.20	0.28	10.17	QP
10	0.661	25.65	-20.35	46.00	15.20	0.28	10.17	Average
11	0.890	31.62	-24.38	56.00	21.10	0.40	10.12	QP
12	0.890	25.02	-20.98	46.00	14.50	0.40	10.12	Average

Note:

- Level(dBuV) = Read Level(dBuV) + LISN Factor(dB) + Cable Loss(dB)
- Over Limit(dB) = Level(dBuV) – Limit Line(dBuV)



## Appendix C. Radiated Spurious Emission Test Data

Test Engineer :	Carry Xu	Relative Humidity :	41 ~ 42 %
		Temperature :	22 ~ 23 °C

### Radiated Spurious Emission Test Modes

Mode	Band	Band (GHz)	Modulation	Channel	Frequency	Data Rate	Remark
Mode 1	U-NII-1	5.15-5.25	802.11a	36	5180	6Mbps	-
Mode 2	U-NII-1	5.15-5.25	802.11a	44	5220	6Mbps	-
Mode 3	U-NII-1	5.15-5.25	802.11a	48	5240	6Mbps	-
Mode 4	U-NII-2A	5.25-5.35	802.11a	52	5260	6Mbps	-
Mode 5	U-NII-2A	5.25-5.35	802.11a	60	5300	6Mbps	-
Mode 6	U-NII-2A	5.25-5.35	802.11a	64	5320	6Mbps	-
Mode 7	U-NII-2C	5.47-5.725	802.11a	100	5500	6Mbps	-
Mode 8	U-NII-2C	5.47-5.725	802.11a	116	5580	6Mbps	-
Mode 9	U-NII-2C	5.47-5.725	802.11a	140	5700	6Mbps	-
Mode 10	U-NII-1	5.15-5.25	802.11ac VHT20	36	5180	MCS0	-
Mode 11	U-NII-1	5.15-5.25	802.11ac VHT20	44	5220	MCS0	-
Mode 12	U-NII-1	5.15-5.25	802.11ac VHT20	48	5240	MCS0	-
Mode 13	U-NII-2A	5.25-5.35	802.11ac VHT20	52	5260	MCS0	-
Mode 14	U-NII-2A	5.25-5.35	802.11ac VHT20	60	5300	MCS0	-
Mode 15	U-NII-2A	5.25-5.35	802.11ac VHT20	64	5320	MCS0	-
Mode 16	U-NII-2C	5.47-5.725	802.11ac VHT20	100	5500	MCS0	-
Mode 17	U-NII-2C	5.47-5.725	802.11ac VHT20	116	5580	MCS0	-
Mode 18	U-NII-2C	5.47-5.725	802.11ac VHT20	140	5700	MCS0	-
Mode 19	U-NII-1	5.15-5.25	802.11ac VHT40	38	5190	MCS0	-
Mode 20	U-NII-1	5.15-5.25	802.11ac VHT40	46	5230	MCS0	-
Mode 21	U-NII-2A	5.25-5.35	802.11ac VHT40	54	5270	MCS0	-
Mode 22	U-NII-2A	5.25-5.35	802.11ac VHT40	62	5310	MCS0	-
Mode 23	U-NII-2C	5.47-5.725	802.11ac VHT40	102	5510	MCS0	-
Mode 24	U-NII-2C	5.47-5.725	802.11ac VHT40	110	5550	MCS0	-
Mode 25	U-NII-2C	5.47-5.725	802.11ac VHT40	134	5670	MCS0	-
Mode 26	U-NII-1	5.15-5.25	802.11ac VHT80	42	5210	MCS0	-



Mode 27	U-NII-2A	5.25-5.35	802.11ac VHT80	58	5290	MCS0	-
Mode 28	U-NII-2C	5.47-5.725	802.11ac VHT80	106	5530	MCS0	-
Mode 29	U-NII-2C	5.47-5.725	802.11ac VHT80	122	5610	MCS0	-
Mode 30	U-NII-3	5.725-5.85	802.11a	149	5745	6Mbps	-
Mode 31	U-NII-3	5.725-5.85	802.11a	157	5785	6Mbps	-
Mode 32	U-NII-3	5.725-5.85	802.11a	165	5825	6Mbps	-
Mode 33	U-NII-3	5.725-5.85	802.11ac VHT20	149	5745	MCS0	-
Mode 34	U-NII-3	5.725-5.85	802.11ac VHT20	157	5785	MCS0	-
Mode 35	U-NII-3	5.725-5.85	802.11ac VHT20	165	5825	MCS0	-
Mode 36	U-NII-3	5.725-5.85	802.11ac VHT40	151	5755	MCS0	-
Mode 37	U-NII-3	5.725-5.85	802.11ac VHT40	159	5795	MCS0	-
Mode 38	U-NII-3	5.725-5.85	802.11ac VHT80	155	5775	MCS0	-
Mode 39	U-NII-2C	5.47-5.85	802.11a	144	5720	6Mbps	-
Mode 40	U-NII-2C	5.47-5.85	802.11ac VHT20	144	5720	MCS0	-
Mode 41	U-NII-2C	5.47-5.85	802.11ac VHT40	142	5710	MCS0	-
Mode 42	U-NII-2C	5.47-5.85	802.11ac VHT80	138	5690	MCS0	-
Mode 43	U-NII-2A	5.25-5.35	802.11ac VHT40	62	5310	MCS0	LF
Mode 44	U-NII-3	5.725-5.85	802.11ac VHT80	155	5775	MCS0	LF



### Summary of each worse mode

Mode	Modulation	Ch.	Freq. (MHz)	Level (dBuV/m)	Limit (dBuV/m)	Margin (dB)	Pol.	Peak Avg.	Result	Remark
1	802.11a	36	5136.50	44.45	54.00	-9.55	H	AVERAGE	Pass	Band Edge
	802.11a	36	10360.00	45.81	68.30	-22.49	H	PEAK	Pass	Harmonic
2	802.11a	44	-	-	-	-	-	-	-	Band Edge
	802.11a	44	10440.00	46.25	68.30	-22.05	H	PEAK	Pass	Harmonic
3	802.11a	48	-	-	-	-	-	-	-	Band Edge
	802.11a	48	10480.00	46.20	68.30	-22.10	H	PEAK	Pass	Harmonic
4	802.11a	52	-	-	-	-	-	-	-	Band Edge
	802.11a	52	10520.00	45.70	68.30	-22.60	V	PEAK	Pass	Harmonic
5	802.11a	60	-	-	-	-	-	-	-	Band Edge
	802.11a	60	10600.01	46.28	74.00	-27.72	H	PEAK	Pass	Harmonic
6	802.11a	64	5351.92	44.89	54.00	-9.11	H	AVERAGE	Pass	Band Edge
	802.11a	64	10640.00	46.08	74.00	-27.92	H	PEAK	Pass	Harmonic
7	802.11a	100	5459.35	44.24	54.00	-9.76	H	AVERAGE	Pass	Band Edge
	802.11a	100	11000.00	46.44	74.00	-27.56	V	PEAK	Pass	Harmonic
8	802.11a	116	-	-	-	-	-	-	-	Band Edge
	802.11a	116	11160.00	46.68	74.00	-27.32	H	PEAK	Pass	Harmonic
9	802.11a	140	5732.63	59.23	68.30	-9.07	H	PEAK	Pass	Band Edge
	802.11a	140	11400.00	46.41	74.00	-27.59	V	PEAK	Pass	Harmonic
10	802.11ac VHT20	36	5141.60	45.07	54.00	-8.93	H	AVERAGE	Pass	Band Edge
	802.11ac VHT20	36	10360.00	45.56	68.30	-22.74	H	PEAK	Pass	Harmonic
11	802.11ac VHT20	44	-	-	-	-	-	-	-	Band Edge
	802.11ac VHT20	44	10440.00	45.84	68.30	-22.46	H	PEAK	Pass	Harmonic
12	802.11ac VHT20	48	-	-	-	-	-	-	-	Band Edge
	802.11ac VHT20	48	10480.00	45.29	68.30	-23.01	V	PEAK	Pass	Harmonic
13	802.11ac VHT20	52	-	-	-	-	-	-	-	Band Edge
	802.11ac VHT20	52	10520.00	46.22	68.30	-22.08	V	PEAK	Pass	Harmonic
14	802.11ac VHT20	60	-	-	-	-	-	-	-	Band Edge
	802.11ac VHT20	60	10600.01	46.82	74.00	-27.18	V	PEAK	Pass	Harmonic
15	802.11ac VHT20	64	5355.28	45.52	54.00	-8.48	H	AVERAGE	Pass	Band Edge
	802.11ac VHT20	64	10640.00	46.15	74.00	-27.85	H	PEAK	Pass	Harmonic
16	802.11ac VHT20	100	5453.20	44.59	54.00	-9.41	H	AVERAGE	Pass	Band Edge
	802.11ac VHT20	100	11000.00	45.60	74.00	-28.40	H	PEAK	Pass	Harmonic



17	802.11ac VHT20	116	-	-	-	-	-	-	-	Band Edge
	802.11ac VHT20	116	11160.00	46.58	74.00	-27.42	H	PEAK	Pass	Harmonic
18	802.11ac VHT20	140	5725.35	55.78	68.30	-12.52	H	PEAK	Pass	Band Edge
	802.11ac VHT20	140	11400.00	46.31	74.00	-27.69	H	PEAK	Pass	Harmonic
19	802.11ac VHT40	38	5149.80	48.21	54.00	-5.79	H	AVERAGE	Pass	Band Edge
	802.11ac VHT40	38	10380.00	45.92	68.30	-22.38	V	PEAK	Pass	Harmonic
20	802.11ac VHT40	46	5149.73	44.55	54.00	-9.45	H	AVERAGE	Pass	Band Edge
	802.11ac VHT40	46	10460.00	46.26	68.30	-22.04	H	PEAK	Pass	Harmonic
21	802.11ac VHT40	54	5353.60	44.27	54.00	-9.73	H	AVERAGE	Pass	Band Edge
	802.11ac VHT40	54	10540.00	46.63	68.30	-21.67	H	PEAK	Pass	Harmonic
22	802.11ac VHT40	62	5350.05	50.72	54.00	-3.28	H	AVERAGE	Pass	Band Edge
	802.11ac VHT40	62	10620.00	46.06	74.00	-27.94	H	PEAK	Pass	Harmonic
23	802.11ac VHT40	102	5468.56	62.07	68.30	-6.23	H	PEAK	Pass	Band Edge
	802.11ac VHT40	102	11020.00	45.99	74.00	-28.01	H	PEAK	Pass	Harmonic
24	802.11ac VHT40	110	5460.00	44.30	54.00	-9.70	H	AVERAGE	Pass	Band Edge
	802.11ac VHT40	110	11100.00	46.48	74.00	-27.52	H	PEAK	Pass	Harmonic
25	802.11ac VHT40	134	5457.52	43.43	54.00	-10.57	H	AVERAGE	Pass	Band Edge
	802.11ac VHT40	134	11340.00	46.76	74.00	-27.24	H	PEAK	Pass	Harmonic
26	802.11ac VHT80	42	5148.26	48.51	54.00	-5.49	H	AVERAGE	Pass	Band Edge
	802.11ac VHT80	42	10420.00	46.39	68.30	-21.91	H	PEAK	Pass	Harmonic
27	802.11ac VHT80	58	5353.24	49.92	54.00	-4.08	H	AVERAGE	Pass	Band Edge
	802.11ac VHT80	58	10580.00	46.43	68.30	-21.87	H	PEAK	Pass	Harmonic
28	802.11ac VHT80	106	5458.54	49.40	54.00	-4.60	H	AVERAGE	Pass	Band Edge
	802.11ac VHT80	106	11060.00	46.81	74.00	-27.19	H	PEAK	Pass	Harmonic
29	802.11ac VHT80	122	5459.80	44.31	54.00	-9.69	H	AVERAGE	Pass	Band Edge
	802.11ac VHT80	122	11220.00	46.25	74.00	-27.75	V	PEAK	Pass	Harmonic
30	802.11a	149	5604.06	54.34	68.30	-13.96	V	PEAK	Pass	Band Edge
	802.11a	149	11490.00	46.16	74.00	-27.84	H	PEAK	Pass	Harmonic
31	802.11a	157	-	-	-	-	-	-	-	Band Edge
	802.11a	157	11570.00	47.08	74.00	-26.92	H	PEAK	Pass	Harmonic
32	802.11a	165	5928.00	56.35	68.30	-11.95	H	PEAK	Pass	Band Edge
	802.11a	165	11650.00	46.91	74.00	-27.09	H	PEAK	Pass	Harmonic
33	802.11ac VHT20	149	5610.30	54.86	68.30	-13.44	V	PEAK	Pass	Band Edge
	802.11ac VHT20	149	11490.00	46.69	74.00	-27.31	H	PEAK	Pass	Harmonic
34	802.11ac VHT20	157	-	-	-	-	-	-	-	Band Edge
	802.11ac VHT20	157	11570.00	47.01	74.00	-26.99	H	PEAK	Pass	Harmonic

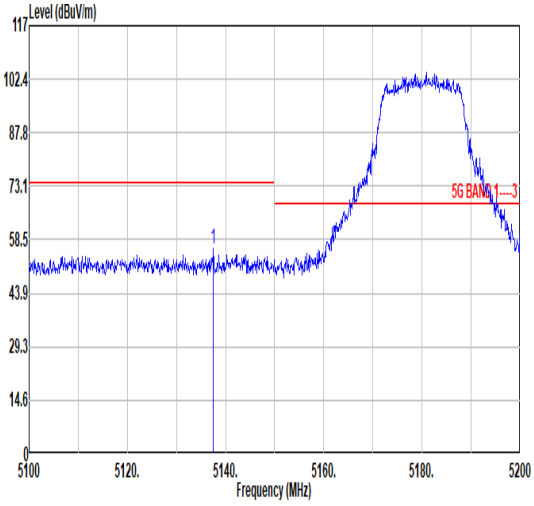
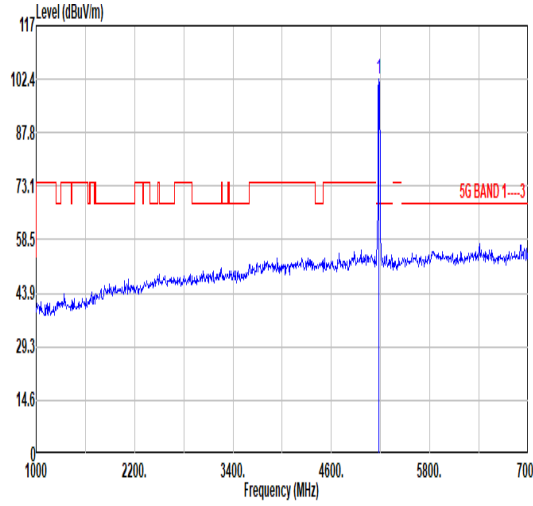
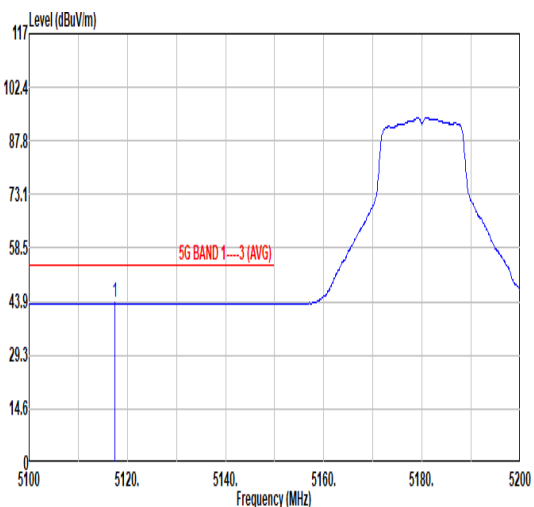
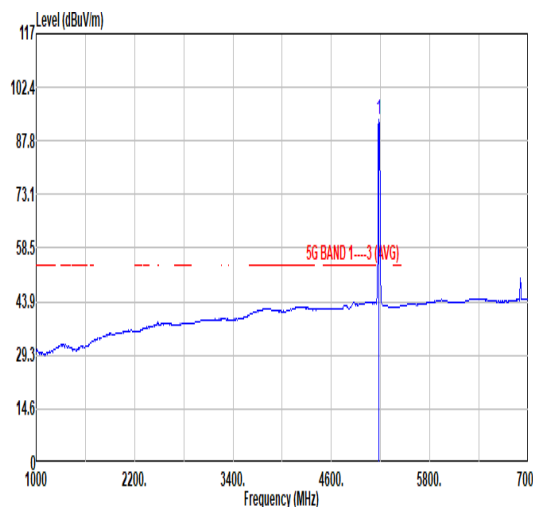


35	802.11ac VHT20	165	5930.88	56.25	68.30	-12.05	V	PEAK	Pass	Band Edge
	802.11ac VHT20	165	11650.00	47.59	74.00	-26.41	H	PEAK	Pass	Harmonic
36	802.11ac VHT40	151	5629.61	55.64	68.30	-12.66	H	PEAK	Pass	Band Edge
	802.11ac VHT40	151	11510.00	46.41	74.00	-27.59	H	PEAK	Pass	Harmonic
37	802.11ac VHT40	159	5933.42	56.01	68.30	-12.29	V	PEAK	Pass	Band Edge
	802.11ac VHT40	159	11590.00	47.04	74.00	-26.96	H	PEAK	Pass	Harmonic
38	802.11ac VHT80	155	5941.43	56.60	68.30	-11.70	V	PEAK	Pass	Band Edge
	802.11ac VHT80	155	11550.00	46.67	74.00	-27.33	V	PEAK	Pass	Harmonic
39	802.11a	144	-	-	-	-	-	-	-	Band Edge
	802.11a	144	11440.00	46.14	74.00	-27.86	H	PEAK	Pass	Harmonic
40	802.11ac VHT20	144	-	-	-	-	-	-	-	Band Edge
	802.11ac VHT20	144	11440.00	47.72	74.00	-26.28	H	PEAK	Pass	Harmonic
41	802.11ac VHT40	142	-	-	-	-	-	-	-	Band Edge
	802.11ac VHT40	142	11420.00	46.01	74.00	-27.99	V	PEAK	Pass	Harmonic
42	802.11ac VHT80	138	-	-	-	-	-	-	-	Band Edge
	802.11ac VHT80	138	11380.00	46.81	74.00	-27.19	H	PEAK	Pass	Harmonic
43	802.11ac VHT40	62	46.49	30.59	40	-9.41	V	PEAK	Pass	LF



		1																																																																																						
Mode	Band Edge																																																																																							
	U-NII-1_5.15-5.25_802.11a_CH36_5180MHz																																																																																							
Pol.	Horizontal	Fundamental																																																																																						
Peak																																																																																								
	<table border="1"> <thead> <tr> <th></th> <th>Limit</th> <th>Read</th> <th>Ant</th> <th>Cable</th> <th>Preamp</th> <th>Aux</th> <th>APos</th> <th>TPos</th> <th></th> </tr> <tr> <th>Freq</th> <th>Level</th> <th>Line Margin</th> <th>Level Factor</th> <th>Loss Factor</th> <th>Loss Factor</th> <th>Factor</th> <th></th> <th></th> <th>Remark</th> </tr> <tr> <th></th> <th>MHz</th> <th>dBuV/m</th> <th>dBuV/m</th> <th>dB</th> <th>dBuV</th> <th>dB/m</th> <th>dB</th> <th>dB</th> <th>cm</th> <th>deg</th> </tr> </thead> <tbody> <tr> <td>1</td> <td>5121.40</td> <td>56.06</td> <td>74.00</td> <td>-17.94</td> <td>43.99</td> <td>34.10</td> <td>9.76</td> <td>31.79</td> <td>0.00</td> <td>100</td> <td>187 PEAK</td> </tr> </tbody> </table>		Limit	Read	Ant	Cable	Preamp	Aux	APos	TPos		Freq	Level	Line Margin	Level Factor	Loss Factor	Loss Factor	Factor			Remark		MHz	dBuV/m	dBuV/m	dB	dBuV	dB/m	dB	dB	cm	deg	1	5121.40	56.06	74.00	-17.94	43.99	34.10	9.76	31.79	0.00	100	187 PEAK	<table border="1"> <thead> <tr> <th></th> <th>Limit</th> <th>Read</th> <th>Ant</th> <th>Cable</th> <th>Preamp</th> <th>Aux</th> <th>APos</th> <th>TPos</th> <th></th> </tr> <tr> <th>Freq</th> <th>Level</th> <th>Line Margin</th> <th>Level Factor</th> <th>Loss Factor</th> <th>Loss Factor</th> <th>Factor</th> <th></th> <th></th> <th>Remark</th> </tr> <tr> <th></th> <th>MHz</th> <th>dBuV/m</th> <th>dBuV/m</th> <th>dB</th> <th>dBuV</th> <th>dB/m</th> <th>dB</th> <th>dB</th> <th>cm</th> <th>deg</th> </tr> </thead> <tbody> <tr> <td>1</td> <td>5180.00</td> <td>107.14</td> <td>-----</td> <td>-----</td> <td>95.05</td> <td>34.10</td> <td>9.81</td> <td>31.82</td> <td>0.00</td> <td>100</td> <td>187 PEAK</td> </tr> </tbody> </table>			Limit	Read	Ant	Cable	Preamp	Aux	APos	TPos		Freq	Level	Line Margin	Level Factor	Loss Factor	Loss Factor	Factor			Remark		MHz	dBuV/m	dBuV/m	dB	dBuV	dB/m	dB	dB	cm	deg	1	5180.00	107.14	-----	-----	95.05	34.10	9.81	31.82	0.00	100
	Limit	Read	Ant	Cable	Preamp	Aux	APos	TPos																																																																																
Freq	Level	Line Margin	Level Factor	Loss Factor	Loss Factor	Factor			Remark																																																																															
	MHz	dBuV/m	dBuV/m	dB	dBuV	dB/m	dB	dB	cm	deg																																																																														
1	5121.40	56.06	74.00	-17.94	43.99	34.10	9.76	31.79	0.00	100	187 PEAK																																																																													
	Limit	Read	Ant	Cable	Preamp	Aux	APos	TPos																																																																																
Freq	Level	Line Margin	Level Factor	Loss Factor	Loss Factor	Factor			Remark																																																																															
	MHz	dBuV/m	dBuV/m	dB	dBuV	dB/m	dB	dB	cm	deg																																																																														
1	5180.00	107.14	-----	-----	95.05	34.10	9.81	31.82	0.00	100	187 PEAK																																																																													
Avg																																																																																								
	<table border="1"> <thead> <tr> <th></th> <th>Limit</th> <th>Read</th> <th>Ant</th> <th>Cable</th> <th>Preamp</th> <th>Aux</th> <th>APos</th> <th>TPos</th> <th></th> </tr> <tr> <th>Freq</th> <th>Level</th> <th>Line Margin</th> <th>Level Factor</th> <th>Loss Factor</th> <th>Loss Factor</th> <th>Factor</th> <th></th> <th></th> <th>Remark</th> </tr> <tr> <th></th> <th>MHz</th> <th>dBuV/m</th> <th>dBuV/m</th> <th>dB</th> <th>dBuV</th> <th>dB/m</th> <th>dB</th> <th>dB</th> <th>cm</th> <th>deg</th> </tr> </thead> <tbody> <tr> <td>1</td> <td>5136.50</td> <td>44.45</td> <td>54.00</td> <td>-9.55</td> <td>32.37</td> <td>34.10</td> <td>9.77</td> <td>31.79</td> <td>0.00</td> <td>100</td> <td>187 AVERAGE</td> </tr> </tbody> </table>		Limit	Read	Ant	Cable	Preamp	Aux	APos	TPos		Freq	Level	Line Margin	Level Factor	Loss Factor	Loss Factor	Factor			Remark		MHz	dBuV/m	dBuV/m	dB	dBuV	dB/m	dB	dB	cm	deg	1	5136.50	44.45	54.00	-9.55	32.37	34.10	9.77	31.79	0.00	100	187 AVERAGE	<table border="1"> <thead> <tr> <th></th> <th>Limit</th> <th>Read</th> <th>Ant</th> <th>Cable</th> <th>Preamp</th> <th>Aux</th> <th>APos</th> <th>TPos</th> <th></th> </tr> <tr> <th>Freq</th> <th>Level</th> <th>Line Margin</th> <th>Level Factor</th> <th>Loss Factor</th> <th>Loss Factor</th> <th>Factor</th> <th></th> <th></th> <th>Remark</th> </tr> <tr> <th></th> <th>MHz</th> <th>dBuV/m</th> <th>dBuV/m</th> <th>dB</th> <th>dBuV</th> <th>dB/m</th> <th>dB</th> <th>dB</th> <th>cm</th> <th>deg</th> </tr> </thead> <tbody> <tr> <td>1</td> <td>5180.00</td> <td>97.97</td> <td>-----</td> <td>-----</td> <td>85.88</td> <td>34.10</td> <td>9.81</td> <td>31.82</td> <td>0.00</td> <td>100</td> <td>187 AVERAGE</td> </tr> </tbody> </table>			Limit	Read	Ant	Cable	Preamp	Aux	APos	TPos		Freq	Level	Line Margin	Level Factor	Loss Factor	Loss Factor	Factor			Remark		MHz	dBuV/m	dBuV/m	dB	dBuV	dB/m	dB	dB	cm	deg	1	5180.00	97.97	-----	-----	85.88	34.10	9.81	31.82	0.00	100
	Limit	Read	Ant	Cable	Preamp	Aux	APos	TPos																																																																																
Freq	Level	Line Margin	Level Factor	Loss Factor	Loss Factor	Factor			Remark																																																																															
	MHz	dBuV/m	dBuV/m	dB	dBuV	dB/m	dB	dB	cm	deg																																																																														
1	5136.50	44.45	54.00	-9.55	32.37	34.10	9.77	31.79	0.00	100	187 AVERAGE																																																																													
	Limit	Read	Ant	Cable	Preamp	Aux	APos	TPos																																																																																
Freq	Level	Line Margin	Level Factor	Loss Factor	Loss Factor	Factor			Remark																																																																															
	MHz	dBuV/m	dBuV/m	dB	dBuV	dB/m	dB	dB	cm	deg																																																																														
1	5180.00	97.97	-----	-----	85.88	34.10	9.81	31.82	0.00	100	187 AVERAGE																																																																													



		1																																																																														
Mode	Band Edge																																																																															
	U-NII-1_5.15-5.25_802.11a_CH36_5180MHz																																																																															
Pol.	Vertical	Fundamental																																																																														
Peak	 <p>Level (dBuV/m) vs Frequency (MHz) plot for Vertical polarization. The plot shows a signal between 5100 and 5200 MHz. A red horizontal line indicates the 5G BAND 1-3 limit at 73.1 dBuV/m. The signal peaks at approximately 102.4 dBuV/m around 5180 MHz.</p> <table border="1"> <thead> <tr> <th>Limit</th> <th>Read</th> <th>Ant</th> <th>Cable</th> <th>Preamp</th> <th>Aux</th> <th>APos</th> <th>TPos</th> </tr> <tr> <th>Freq</th> <th>Level</th> <th>Level</th> <th>Loss</th> <th>Loss</th> <th>Factor</th> <th>Factor</th> <th>Remark</th> </tr> <tr> <th>MHz</th> <th>dBuV/m</th> <th>dBuV/m</th> <th>dB</th> <th>dBuV</th> <th>dB/m</th> <th>dB</th> <th>dB</th> <th>cm</th> <th>deg</th> </tr> </thead> <tbody> <tr> <td>1</td> <td>5137.50</td> <td>55.97</td> <td>74.00</td> <td>-18.03</td> <td>43.89</td> <td>34.10</td> <td>9.78</td> <td>31.80</td> <td>0.00</td> <td>344</td> <td>276</td> <td>PEAK</td> </tr> </tbody> </table>	Limit	Read	Ant	Cable	Preamp	Aux	APos	TPos	Freq	Level	Level	Loss	Loss	Factor	Factor	Remark	MHz	dBuV/m	dBuV/m	dB	dBuV	dB/m	dB	dB	cm	deg	1	5137.50	55.97	74.00	-18.03	43.89	34.10	9.78	31.80	0.00	344	276	PEAK	 <p>Level (dBuV/m) vs Frequency (MHz) plot for Fundamental polarization. The plot shows a signal between 1000 and 7000 MHz. A red horizontal line indicates the 5G BAND 1-3 limit at 73.1 dBuV/m. The signal peaks at approximately 102.5 dBuV/m around 5180 MHz.</p> <table border="1"> <thead> <tr> <th>Limit</th> <th>Read</th> <th>Ant</th> <th>Cable</th> <th>Preamp</th> <th>Aux</th> <th>APos</th> <th>TPos</th> </tr> <tr> <th>Freq</th> <th>Level</th> <th>Level</th> <th>Loss</th> <th>Loss</th> <th>Factor</th> <th>Factor</th> <th>Remark</th> </tr> <tr> <th>MHz</th> <th>dBuV/m</th> <th>dBuV/m</th> <th>dB</th> <th>dBuV</th> <th>dB/m</th> <th>dB</th> <th>dB</th> <th>cm</th> <th>deg</th> </tr> </thead> <tbody> <tr> <td>1</td> <td>5180.00</td> <td>102.50</td> <td>-----</td> <td>-----</td> <td>90.49</td> <td>34.10</td> <td>9.81</td> <td>31.82</td> <td>0.00</td> <td>344</td> <td>276</td> <td>PEAK</td> </tr> </tbody> </table>	Limit	Read	Ant	Cable	Preamp	Aux	APos	TPos	Freq	Level	Level	Loss	Loss	Factor	Factor	Remark	MHz	dBuV/m	dBuV/m	dB	dBuV	dB/m	dB	dB	cm	deg	1	5180.00	102.50	-----	-----	90.49	34.10	9.81	31.82	0.00	344	276	PEAK
	Limit	Read	Ant	Cable	Preamp	Aux	APos	TPos																																																																								
Freq	Level	Level	Loss	Loss	Factor	Factor	Remark																																																																									
MHz	dBuV/m	dBuV/m	dB	dBuV	dB/m	dB	dB	cm	deg																																																																							
1	5137.50	55.97	74.00	-18.03	43.89	34.10	9.78	31.80	0.00	344	276	PEAK																																																																				
Limit	Read	Ant	Cable	Preamp	Aux	APos	TPos																																																																									
Freq	Level	Level	Loss	Loss	Factor	Factor	Remark																																																																									
MHz	dBuV/m	dBuV/m	dB	dBuV	dB/m	dB	dB	cm	deg																																																																							
1	5180.00	102.50	-----	-----	90.49	34.10	9.81	31.82	0.00	344	276	PEAK																																																																				
Avg	 <p>Level (dBuV/m) vs Frequency (MHz) plot for Vertical polarization. The plot shows a signal between 5100 and 5200 MHz. A red horizontal line indicates the 5G BAND 1-3 (AVG) limit at 58.5 dBuV/m. The signal peaks at approximately 102.4 dBuV/m around 5180 MHz.</p> <table border="1"> <thead> <tr> <th>Limit</th> <th>Read</th> <th>Ant</th> <th>Cable</th> <th>Preamp</th> <th>Aux</th> <th>APos</th> <th>TPos</th> </tr> <tr> <th>Freq</th> <th>Level</th> <th>Level</th> <th>Loss</th> <th>Loss</th> <th>Factor</th> <th>Factor</th> <th>Remark</th> </tr> <tr> <th>MHz</th> <th>dBuV/m</th> <th>dBuV/m</th> <th>dB</th> <th>dBuV</th> <th>dB/m</th> <th>dB</th> <th>dB</th> <th>cm</th> <th>deg</th> </tr> </thead> <tbody> <tr> <td>1</td> <td>5117.50</td> <td>43.49</td> <td>54.00</td> <td>-10.51</td> <td>31.41</td> <td>34.10</td> <td>9.76</td> <td>31.78</td> <td>0.00</td> <td>344</td> <td>276</td> <td>AVERAGE</td> </tr> </tbody> </table>	Limit	Read	Ant	Cable	Preamp	Aux	APos	TPos	Freq	Level	Level	Loss	Loss	Factor	Factor	Remark	MHz	dBuV/m	dBuV/m	dB	dBuV	dB/m	dB	dB	cm	deg	1	5117.50	43.49	54.00	-10.51	31.41	34.10	9.76	31.78	0.00	344	276	AVERAGE	 <p>Level (dBuV/m) vs Frequency (MHz) plot for Fundamental polarization. The plot shows a signal between 1000 and 7000 MHz. A red horizontal line indicates the 5G BAND 1-3 (AVG) limit at 58.5 dBuV/m. The signal peaks at approximately 102.5 dBuV/m around 5180 MHz.</p> <table border="1"> <thead> <tr> <th>Limit</th> <th>Read</th> <th>Ant</th> <th>Cable</th> <th>Preamp</th> <th>Aux</th> <th>APos</th> <th>TPos</th> </tr> <tr> <th>Freq</th> <th>Level</th> <th>Level</th> <th>Loss</th> <th>Loss</th> <th>Factor</th> <th>Factor</th> <th>Remark</th> </tr> <tr> <th>MHz</th> <th>dBuV/m</th> <th>dBuV/m</th> <th>dB</th> <th>dBuV</th> <th>dB/m</th> <th>dB</th> <th>dB</th> <th>cm</th> <th>deg</th> </tr> </thead> <tbody> <tr> <td>1</td> <td>5180.00</td> <td>93.00</td> <td>-----</td> <td>-----</td> <td>81.71</td> <td>34.10</td> <td>9.81</td> <td>31.82</td> <td>0.00</td> <td>344</td> <td>276</td> <td>AVERAGE</td> </tr> </tbody> </table>	Limit	Read	Ant	Cable	Preamp	Aux	APos	TPos	Freq	Level	Level	Loss	Loss	Factor	Factor	Remark	MHz	dBuV/m	dBuV/m	dB	dBuV	dB/m	dB	dB	cm	deg	1	5180.00	93.00	-----	-----	81.71	34.10	9.81	31.82	0.00	344	276	AVERAGE
Limit	Read	Ant	Cable	Preamp	Aux	APos	TPos																																																																									
Freq	Level	Level	Loss	Loss	Factor	Factor	Remark																																																																									
MHz	dBuV/m	dBuV/m	dB	dBuV	dB/m	dB	dB	cm	deg																																																																							
1	5117.50	43.49	54.00	-10.51	31.41	34.10	9.76	31.78	0.00	344	276	AVERAGE																																																																				
Limit	Read	Ant	Cable	Preamp	Aux	APos	TPos																																																																									
Freq	Level	Level	Loss	Loss	Factor	Factor	Remark																																																																									
MHz	dBuV/m	dBuV/m	dB	dBuV	dB/m	dB	dB	cm	deg																																																																							
1	5180.00	93.00	-----	-----	81.71	34.10	9.81	31.82	0.00	344	276	AVERAGE																																																																				





Mode	1																																																																											
	Harmonic																																																																											
	U-NII-1_5.15-5.25_802.11a_CH36_5180MHz																																																																											
Pol.	Horizontal	Vertical																																																																										
Peak Avg	<table border="1"> <thead> <tr> <th>Limit</th> <th>Read</th> <th>Ant</th> <th>Cable</th> <th>Preamp</th> <th>Aux</th> <th>APos</th> <th>TPos</th> <th>Remark</th> </tr> <tr> <th>Freq</th> <th>Level</th> <th>Line</th> <th>Margin</th> <th>Level</th> <th>Factor</th> <th>Loss</th> <th>Factor</th> <th>Factor</th> </tr> <tr> <th>MHz</th> <th>dBuV/m</th> <th>dBuV/m</th> <th>dB</th> <th>dBuV</th> <th>dB/m</th> <th>dB</th> <th>dB</th> <th>dB</th> </tr> </thead> <tbody> <tr> <td>1 10360.00</td> <td>45.81</td> <td>68.30</td> <td>-22.49</td> <td>55.92</td> <td>37.64</td> <td>14.13</td> <td>61.88</td> <td>0.00</td> <td>--- PEAK</td> </tr> </tbody> </table>	Limit	Read	Ant	Cable	Preamp	Aux	APos	TPos	Remark	Freq	Level	Line	Margin	Level	Factor	Loss	Factor	Factor	MHz	dBuV/m	dBuV/m	dB	dBuV	dB/m	dB	dB	dB	1 10360.00	45.81	68.30	-22.49	55.92	37.64	14.13	61.88	0.00	--- PEAK	<table border="1"> <thead> <tr> <th>Limit</th> <th>Read</th> <th>Ant</th> <th>Cable</th> <th>Preamp</th> <th>Aux</th> <th>APos</th> <th>TPos</th> <th>Remark</th> </tr> <tr> <th>Freq</th> <th>Level</th> <th>Line</th> <th>Margin</th> <th>Level</th> <th>Factor</th> <th>Loss</th> <th>Factor</th> <th>Factor</th> </tr> <tr> <th>MHz</th> <th>dBuV/m</th> <th>dBuV/m</th> <th>dB</th> <th>dBuV</th> <th>dB/m</th> <th>dB</th> <th>dB</th> <th>dB</th> </tr> </thead> <tbody> <tr> <td>1 10360.00</td> <td>45.51</td> <td>68.30</td> <td>-22.79</td> <td>55.62</td> <td>37.64</td> <td>14.13</td> <td>61.88</td> <td>0.00</td> <td>--- PEAK</td> </tr> </tbody> </table>	Limit	Read	Ant	Cable	Preamp	Aux	APos	TPos	Remark	Freq	Level	Line	Margin	Level	Factor	Loss	Factor	Factor	MHz	dBuV/m	dBuV/m	dB	dBuV	dB/m	dB	dB	dB	1 10360.00	45.51	68.30	-22.79	55.62	37.64	14.13	61.88	0.00	--- PEAK
Limit	Read	Ant	Cable	Preamp	Aux	APos	TPos	Remark																																																																				
Freq	Level	Line	Margin	Level	Factor	Loss	Factor	Factor																																																																				
MHz	dBuV/m	dBuV/m	dB	dBuV	dB/m	dB	dB	dB																																																																				
1 10360.00	45.81	68.30	-22.49	55.92	37.64	14.13	61.88	0.00	--- PEAK																																																																			
Limit	Read	Ant	Cable	Preamp	Aux	APos	TPos	Remark																																																																				
Freq	Level	Line	Margin	Level	Factor	Loss	Factor	Factor																																																																				
MHz	dBuV/m	dBuV/m	dB	dBuV	dB/m	dB	dB	dB																																																																				
1 10360.00	45.51	68.30	-22.79	55.62	37.64	14.13	61.88	0.00	--- PEAK																																																																			



Mode	2																																																																					
	Harmonic																																																																					
	U-NII-1_5.15-5.25_802.11a_CH44_5220MHz																																																																					
Pol.	Horizontal	Vertical																																																																				
Peak Avg	<table border="1"> <thead> <tr> <th>Limit</th> <th>Read</th> <th>Ant</th> <th>Cable</th> <th>Preamp</th> <th>Aux</th> <th>APos</th> <th>TPos</th> <th>Remark</th> </tr> <tr> <th>Freq</th> <th>Level</th> <th>Line</th> <th>Margin</th> <th>Level</th> <th>Factor</th> <th>Loss</th> <th>Factor</th> <th>Factor</th> <th>cm</th> <th>deg</th> <th>Remark</th> </tr> </thead> <tbody> <tr> <td>1</td> <td>10440.00</td> <td>46.25</td> <td>68.30</td> <td>-22.05</td> <td>56.12</td> <td>37.68</td> <td>14.18</td> <td>61.73</td> <td>0.00</td> <td>---</td> <td>---</td> <td>PEAK</td> </tr> </tbody> </table>	Limit	Read	Ant	Cable	Preamp	Aux	APos	TPos	Remark	Freq	Level	Line	Margin	Level	Factor	Loss	Factor	Factor	cm	deg	Remark	1	10440.00	46.25	68.30	-22.05	56.12	37.68	14.18	61.73	0.00	---	---	PEAK	<table border="1"> <thead> <tr> <th>Limit</th> <th>Read</th> <th>Ant</th> <th>Cable</th> <th>Preamp</th> <th>Aux</th> <th>APos</th> <th>TPos</th> <th>Remark</th> </tr> <tr> <th>Freq</th> <th>Level</th> <th>Line</th> <th>Margin</th> <th>Level</th> <th>Factor</th> <th>Loss</th> <th>Factor</th> <th>Factor</th> <th>cm</th> <th>deg</th> <th>Remark</th> </tr> </thead> <tbody> <tr> <td>1</td> <td>10440.00</td> <td>45.83</td> <td>68.30</td> <td>-22.47</td> <td>55.70</td> <td>37.68</td> <td>14.18</td> <td>61.73</td> <td>0.00</td> <td>---</td> <td>---</td> <td>PEAK</td> </tr> </tbody> </table>	Limit	Read	Ant	Cable	Preamp	Aux	APos	TPos	Remark	Freq	Level	Line	Margin	Level	Factor	Loss	Factor	Factor	cm	deg	Remark	1	10440.00	45.83	68.30	-22.47	55.70	37.68	14.18	61.73	0.00	---	---	PEAK
Limit	Read	Ant	Cable	Preamp	Aux	APos	TPos	Remark																																																														
Freq	Level	Line	Margin	Level	Factor	Loss	Factor	Factor	cm	deg	Remark																																																											
1	10440.00	46.25	68.30	-22.05	56.12	37.68	14.18	61.73	0.00	---	---	PEAK																																																										
Limit	Read	Ant	Cable	Preamp	Aux	APos	TPos	Remark																																																														
Freq	Level	Line	Margin	Level	Factor	Loss	Factor	Factor	cm	deg	Remark																																																											
1	10440.00	45.83	68.30	-22.47	55.70	37.68	14.18	61.73	0.00	---	---	PEAK																																																										



Mode	3																																																																										
	Harmonic																																																																										
	U-NII-1_5.15-5.25_802.11a_CH48_5240MHz																																																																										
Pol.	Horizontal	Vertical																																																																									
Peak Avg																																																																											
	<table border="1"> <thead> <tr> <th>Limit</th> <th>Read</th> <th>Ant</th> <th>Cable</th> <th>Preamp</th> <th>Aux</th> <th>APos</th> <th>TPos</th> <th>Remark</th> </tr> <tr> <th>Freq</th> <th>Level</th> <th>Line</th> <th>Margin</th> <th>Level</th> <th>Factor</th> <th>Loss</th> <th>Factor</th> <th>Factor</th> </tr> <tr> <th>MHz</th> <th>dBuV/m</th> <th>dBuV/m</th> <th>dB</th> <th>dBuV</th> <th>dB/m</th> <th>dB</th> <th>dB</th> <th>dB</th> </tr> </thead> <tbody> <tr> <td>1 10480.00</td> <td>46.20</td> <td>68.30</td> <td>-22.10</td> <td>55.96</td> <td>37.69</td> <td>14.21</td> <td>61.66</td> <td>0.00</td> <td>--- PEAK</td> </tr> </tbody> </table>	Limit	Read	Ant	Cable	Preamp	Aux	APos	TPos	Remark	Freq	Level	Line	Margin	Level	Factor	Loss	Factor	Factor	MHz	dBuV/m	dBuV/m	dB	dBuV	dB/m	dB	dB	dB	1 10480.00	46.20	68.30	-22.10	55.96	37.69	14.21	61.66	0.00	--- PEAK	<table border="1"> <thead> <tr> <th>Limit</th> <th>Read</th> <th>Ant</th> <th>Cable</th> <th>Preamp</th> <th>Aux</th> <th>APos</th> <th>TPos</th> <th>Remark</th> </tr> <tr> <th>Freq</th> <th>Level</th> <th>Line</th> <th>Margin</th> <th>Level</th> <th>Factor</th> <th>Loss</th> <th>Factor</th> <th>Factor</th> </tr> <tr> <th>MHz</th> <th>dBuV/m</th> <th>dBuV/m</th> <th>dB</th> <th>dBuV</th> <th>dB/m</th> <th>dB</th> <th>dB</th> <th>dB</th> </tr> </thead> <tbody> <tr> <td>1 10480.00</td> <td>45.73</td> <td>68.30</td> <td>-22.57</td> <td>55.49</td> <td>37.69</td> <td>14.21</td> <td>61.66</td> <td>0.00</td> <td>--- PEAK</td> </tr> </tbody> </table>	Limit	Read	Ant	Cable	Preamp	Aux	APos	TPos	Remark	Freq	Level	Line	Margin	Level	Factor	Loss	Factor	Factor	MHz	dBuV/m	dBuV/m	dB	dBuV	dB/m	dB	dB	dB	1 10480.00	45.73	68.30	-22.57	55.49	37.69	14.21	61.66	0.00
Limit	Read	Ant	Cable	Preamp	Aux	APos	TPos	Remark																																																																			
Freq	Level	Line	Margin	Level	Factor	Loss	Factor	Factor																																																																			
MHz	dBuV/m	dBuV/m	dB	dBuV	dB/m	dB	dB	dB																																																																			
1 10480.00	46.20	68.30	-22.10	55.96	37.69	14.21	61.66	0.00	--- PEAK																																																																		
Limit	Read	Ant	Cable	Preamp	Aux	APos	TPos	Remark																																																																			
Freq	Level	Line	Margin	Level	Factor	Loss	Factor	Factor																																																																			
MHz	dBuV/m	dBuV/m	dB	dBuV	dB/m	dB	dB	dB																																																																			
1 10480.00	45.73	68.30	-22.57	55.49	37.69	14.21	61.66	0.00	--- PEAK																																																																		

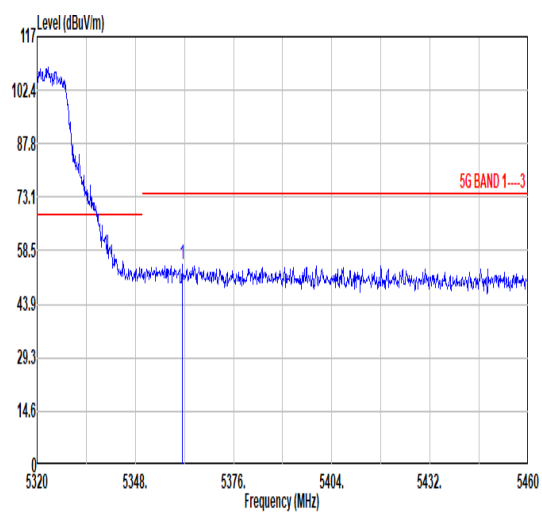
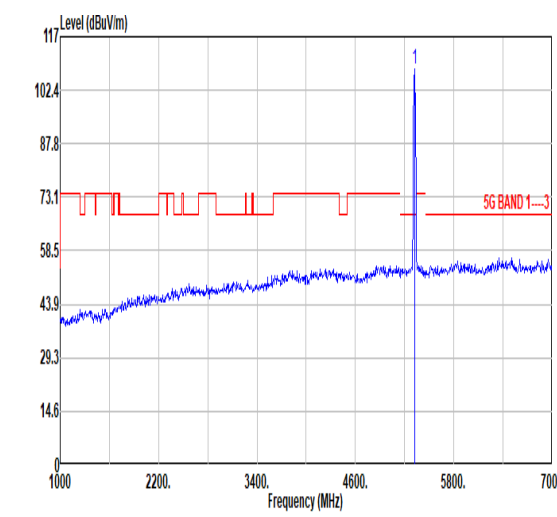
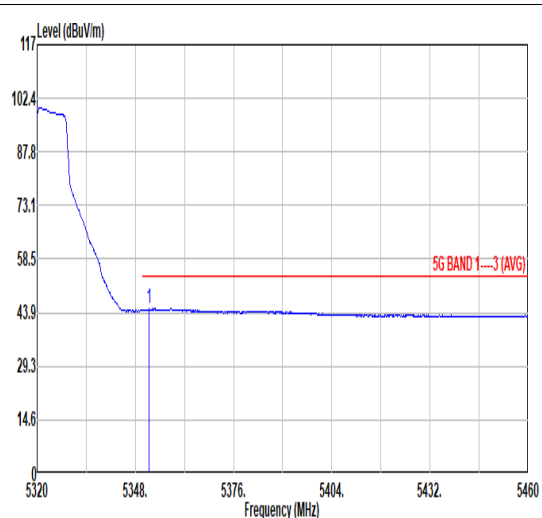
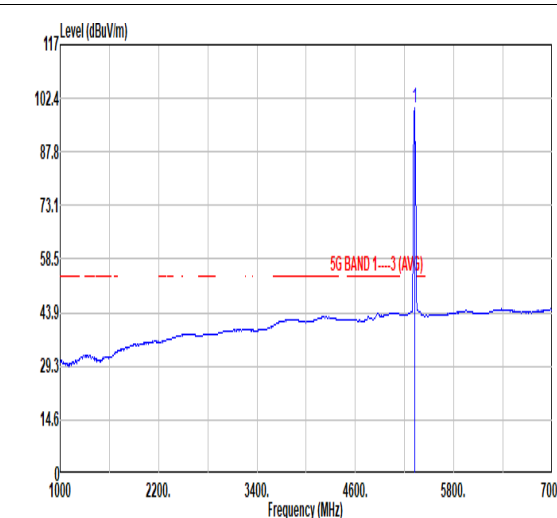


Mode	4																																																																	
	Harmonic																																																																	
	U-NII-2A_5.25-5.35_802.11a_CH52_5280MHz																																																																	
Pol.	Horizontal	Vertical																																																																
Peak Avg	<table border="1"> <thead> <tr> <th>Limit</th> <th>Read</th> <th>Ant</th> <th>Cable</th> <th>Preamp</th> <th>Aux</th> <th>APos</th> <th>TPos</th> <th>Remark</th> </tr> <tr> <th>Freq</th> <th>Level</th> <th>Line</th> <th>Margin</th> <th>Level</th> <th>Factor</th> <th>Loss</th> <th>Factor</th> <th>Factor</th> <th>cm</th> <th>deg</th> </tr> </thead> <tbody> <tr> <td>1 10520.00</td> <td>44.44</td> <td>68.30</td> <td>-23.86</td> <td>54.11</td> <td>37.71</td> <td>14.24</td> <td>61.62</td> <td>0.00</td> <td>184</td> <td>360</td> <td>Peak</td> </tr> </tbody> </table>	Limit	Read	Ant	Cable	Preamp	Aux	APos	TPos	Remark	Freq	Level	Line	Margin	Level	Factor	Loss	Factor	Factor	cm	deg	1 10520.00	44.44	68.30	-23.86	54.11	37.71	14.24	61.62	0.00	184	360	Peak	<table border="1"> <thead> <tr> <th>Limit</th> <th>Read</th> <th>Ant</th> <th>Cable</th> <th>Preamp</th> <th>Aux</th> <th>APos</th> <th>TPos</th> <th>Remark</th> </tr> <tr> <th>Freq</th> <th>Level</th> <th>Line</th> <th>Margin</th> <th>Level</th> <th>Factor</th> <th>Loss</th> <th>Factor</th> <th>Factor</th> <th>cm</th> <th>deg</th> </tr> </thead> <tbody> <tr> <td>1 10520.00</td> <td>44.35</td> <td>68.30</td> <td>-23.95</td> <td>54.02</td> <td>37.71</td> <td>14.24</td> <td>61.62</td> <td>0.00</td> <td>300</td> <td>117</td> <td>Peak</td> </tr> </tbody> </table>	Limit	Read	Ant	Cable	Preamp	Aux	APos	TPos	Remark	Freq	Level	Line	Margin	Level	Factor	Loss	Factor	Factor	cm	deg	1 10520.00	44.35	68.30	-23.95	54.02	37.71	14.24	61.62	0.00	300	117	Peak
Limit	Read	Ant	Cable	Preamp	Aux	APos	TPos	Remark																																																										
Freq	Level	Line	Margin	Level	Factor	Loss	Factor	Factor	cm	deg																																																								
1 10520.00	44.44	68.30	-23.86	54.11	37.71	14.24	61.62	0.00	184	360	Peak																																																							
Limit	Read	Ant	Cable	Preamp	Aux	APos	TPos	Remark																																																										
Freq	Level	Line	Margin	Level	Factor	Loss	Factor	Factor	cm	deg																																																								
1 10520.00	44.35	68.30	-23.95	54.02	37.71	14.24	61.62	0.00	300	117	Peak																																																							



Mode	5																																																																																																																		
	Harmonic																																																																																																																		
	U-NII-2A_5.25-5.35_802.11a_CH60_5300MHz																																																																																																																		
Pol.	Horizontal	Vertical																																																																																																																	
Peak Avg																																																																																																																			
	<table border="1"> <thead> <tr> <th></th> <th>Limit</th> <th>Read</th> <th>Ant</th> <th>Cable</th> <th>Preamp</th> <th>Aux</th> <th>APos</th> <th>TPos</th> <th>Remark</th> </tr> <tr> <th>Freq</th> <th>Level</th> <th>Line</th> <th>Margin</th> <th>Level</th> <th>Factor</th> <th>Loss</th> <th>Factor</th> <th>Factor</th> <th></th> </tr> <tr> <th>MHz</th> <th>dBuV/m</th> <th>dBuV/m</th> <th>dB</th> <th>dBuV</th> <th>dB/m</th> <th>dB</th> <th>dB</th> <th>dB</th> <th>cm</th> <th>deg</th> </tr> </thead> <tbody> <tr> <td>1</td> <td>7077.00</td> <td>53.59</td> <td>68.30</td> <td>-14.71</td> <td>68.37</td> <td>35.70</td> <td>11.55</td> <td>62.03</td> <td>0.00</td> <td>---</td> <td>---</td> <td>Peak</td> </tr> <tr> <td>2</td> <td>10600.01</td> <td>46.28</td> <td>74.00</td> <td>-27.72</td> <td>55.87</td> <td>37.76</td> <td>14.29</td> <td>61.64</td> <td>0.00</td> <td>---</td> <td>---</td> <td>PEAK</td> </tr> </tbody> </table>		Limit	Read	Ant	Cable	Preamp	Aux	APos	TPos	Remark	Freq	Level	Line	Margin	Level	Factor	Loss	Factor	Factor		MHz	dBuV/m	dBuV/m	dB	dBuV	dB/m	dB	dB	dB	cm	deg	1	7077.00	53.59	68.30	-14.71	68.37	35.70	11.55	62.03	0.00	---	---	Peak	2	10600.01	46.28	74.00	-27.72	55.87	37.76	14.29	61.64	0.00	---	---	PEAK	<table border="1"> <thead> <tr> <th></th> <th>Limit</th> <th>Read</th> <th>Ant</th> <th>Cable</th> <th>Preamp</th> <th>Aux</th> <th>APos</th> <th>TPos</th> <th>Remark</th> </tr> <tr> <th>Freq</th> <th>Level</th> <th>Line</th> <th>Margin</th> <th>Level</th> <th>Factor</th> <th>Loss</th> <th>Factor</th> <th>Factor</th> <th></th> </tr> <tr> <th>MHz</th> <th>dBuV/m</th> <th>dBuV/m</th> <th>dB</th> <th>dBuV</th> <th>dB/m</th> <th>dB</th> <th>dB</th> <th>dB</th> <th>cm</th> <th>deg</th> </tr> </thead> <tbody> <tr> <td>1</td> <td>7077.00</td> <td>48.28</td> <td>68.30</td> <td>-20.02</td> <td>63.06</td> <td>35.70</td> <td>11.55</td> <td>62.03</td> <td>0.00</td> <td>---</td> <td>---</td> <td>Peak</td> </tr> <tr> <td>2</td> <td>10600.01</td> <td>45.43</td> <td>74.00</td> <td>-28.57</td> <td>55.02</td> <td>37.76</td> <td>14.29</td> <td>61.64</td> <td>0.00</td> <td>---</td> <td>---</td> <td>PEAK</td> </tr> </tbody> </table>		Limit	Read	Ant	Cable	Preamp	Aux	APos	TPos	Remark	Freq	Level	Line	Margin	Level	Factor	Loss	Factor	Factor		MHz	dBuV/m	dBuV/m	dB	dBuV	dB/m	dB	dB	dB	cm	deg	1	7077.00	48.28	68.30	-20.02	63.06	35.70	11.55	62.03	0.00	---	---	Peak	2	10600.01	45.43	74.00	-28.57	55.02	37.76	14.29	61.64	0.00	---	---
	Limit	Read	Ant	Cable	Preamp	Aux	APos	TPos	Remark																																																																																																										
Freq	Level	Line	Margin	Level	Factor	Loss	Factor	Factor																																																																																																											
MHz	dBuV/m	dBuV/m	dB	dBuV	dB/m	dB	dB	dB	cm	deg																																																																																																									
1	7077.00	53.59	68.30	-14.71	68.37	35.70	11.55	62.03	0.00	---	---	Peak																																																																																																							
2	10600.01	46.28	74.00	-27.72	55.87	37.76	14.29	61.64	0.00	---	---	PEAK																																																																																																							
	Limit	Read	Ant	Cable	Preamp	Aux	APos	TPos	Remark																																																																																																										
Freq	Level	Line	Margin	Level	Factor	Loss	Factor	Factor																																																																																																											
MHz	dBuV/m	dBuV/m	dB	dBuV	dB/m	dB	dB	dB	cm	deg																																																																																																									
1	7077.00	48.28	68.30	-20.02	63.06	35.70	11.55	62.03	0.00	---	---	Peak																																																																																																							
2	10600.01	45.43	74.00	-28.57	55.02	37.76	14.29	61.64	0.00	---	---	PEAK																																																																																																							



		6																																																																																			
Mode	Band Edge																																																																																				
	U-NII-2A_5.25-5.35_802.11a_CH64_5320MHz																																																																																				
Pol.	Horizontal		Fundamental																																																																																		
Peak	 <p>Level (dBuV/m) vs Frequency (MHz) for Horizontal Peak. The plot shows a signal level starting at 102.4 dBuV/m at 5320 MHz and dropping to approximately 45 dBuV/m by 5340 MHz. A red limit line for '5G BAND 1-3' is shown at 73.1 dBuV/m.</p> <table border="1"> <thead> <tr> <th>Limit</th> <th>Read</th> <th>Ant</th> <th>Cable</th> <th>Preamp</th> <th>Aux</th> <th>APos</th> <th>TPos</th> <th>Remark</th> </tr> <tr> <th>Freq</th> <th>Level</th> <th>Level</th> <th>Factor</th> <th>Loss</th> <th>Factor</th> <th>Factor</th> <th>Factor</th> <th></th> </tr> <tr> <th>MHz</th> <th>dBuV/m</th> <th>dBuV/m</th> <th>dB</th> <th>dBuV</th> <th>dB/m</th> <th>dB</th> <th>dB</th> <th>cm</th> <th>deg</th> </tr> </thead> <tbody> <tr> <td>1</td> <td>5361.30</td> <td>54.55</td> <td>74.00</td> <td>-19.45</td> <td>41.88</td> <td>34.68</td> <td>9.92</td> <td>31.93</td> <td>0.00</td> <td>100</td> <td>218</td> <td>PEAK</td> </tr> </tbody> </table>		Limit	Read	Ant	Cable	Preamp	Aux	APos	TPos	Remark	Freq	Level	Level	Factor	Loss	Factor	Factor	Factor		MHz	dBuV/m	dBuV/m	dB	dBuV	dB/m	dB	dB	cm	deg	1	5361.30	54.55	74.00	-19.45	41.88	34.68	9.92	31.93	0.00	100	218	PEAK	 <p>Level (dBuV/m) vs Frequency (MHz) for Fundamental Peak. The plot shows a signal level starting at 102.4 dBuV/m at 5320 MHz and dropping to approximately 45 dBuV/m by 5340 MHz. A red limit line for '5G BAND 1-3' is shown at 73.1 dBuV/m.</p> <table border="1"> <thead> <tr> <th>Limit</th> <th>Read</th> <th>Ant</th> <th>Cable</th> <th>Preamp</th> <th>Aux</th> <th>APos</th> <th>TPos</th> <th>Remark</th> </tr> <tr> <th>Freq</th> <th>Level</th> <th>Level</th> <th>Factor</th> <th>Loss</th> <th>Factor</th> <th>Factor</th> <th>Factor</th> <th></th> </tr> <tr> <th>MHz</th> <th>dBuV/m</th> <th>dBuV/m</th> <th>dB</th> <th>dBuV</th> <th>dB/m</th> <th>dB</th> <th>dB</th> <th>cm</th> <th>deg</th> </tr> </thead> <tbody> <tr> <td>1</td> <td>5320.00</td> <td>108.07</td> <td>-----</td> <td>-----</td> <td>95.52</td> <td>34.56</td> <td>9.90</td> <td>31.91</td> <td>0.00</td> <td>100</td> <td>218</td> <td>PEAK</td> </tr> </tbody> </table>	Limit	Read	Ant	Cable	Preamp	Aux	APos	TPos	Remark	Freq	Level	Level	Factor	Loss	Factor	Factor	Factor		MHz	dBuV/m	dBuV/m	dB	dBuV	dB/m	dB	dB	cm	deg	1	5320.00	108.07	-----	-----	95.52	34.56	9.90	31.91	0.00	100	218	PEAK
	Limit	Read	Ant	Cable	Preamp	Aux	APos	TPos	Remark																																																																												
Freq	Level	Level	Factor	Loss	Factor	Factor	Factor																																																																														
MHz	dBuV/m	dBuV/m	dB	dBuV	dB/m	dB	dB	cm	deg																																																																												
1	5361.30	54.55	74.00	-19.45	41.88	34.68	9.92	31.93	0.00	100	218	PEAK																																																																									
Limit	Read	Ant	Cable	Preamp	Aux	APos	TPos	Remark																																																																													
Freq	Level	Level	Factor	Loss	Factor	Factor	Factor																																																																														
MHz	dBuV/m	dBuV/m	dB	dBuV	dB/m	dB	dB	cm	deg																																																																												
1	5320.00	108.07	-----	-----	95.52	34.56	9.90	31.91	0.00	100	218	PEAK																																																																									
Avg	 <p>Level (dBuV/m) vs Frequency (MHz) for Horizontal Average. The plot shows a signal level starting at 102.4 dBuV/m at 5320 MHz and dropping to approximately 45 dBuV/m by 5340 MHz. A red limit line for '5G BAND 1-3 (AVG)' is shown at 73.1 dBuV/m.</p> <table border="1"> <thead> <tr> <th>Limit</th> <th>Read</th> <th>Ant</th> <th>Cable</th> <th>Preamp</th> <th>Aux</th> <th>APos</th> <th>TPos</th> <th>Remark</th> </tr> <tr> <th>Freq</th> <th>Level</th> <th>Level</th> <th>Factor</th> <th>Loss</th> <th>Factor</th> <th>Factor</th> <th>Factor</th> <th></th> </tr> <tr> <th>MHz</th> <th>dBuV/m</th> <th>dBuV/m</th> <th>dB</th> <th>dBuV</th> <th>dB/m</th> <th>dB</th> <th>dB</th> <th>cm</th> <th>deg</th> </tr> </thead> <tbody> <tr> <td>1</td> <td>5351.92</td> <td>44.89</td> <td>54.00</td> <td>-9.11</td> <td>32.26</td> <td>34.65</td> <td>9.91</td> <td>31.93</td> <td>0.00</td> <td>100</td> <td>218</td> <td>AVERAGE</td> </tr> </tbody> </table>		Limit	Read	Ant	Cable	Preamp	Aux	APos	TPos	Remark	Freq	Level	Level	Factor	Loss	Factor	Factor	Factor		MHz	dBuV/m	dBuV/m	dB	dBuV	dB/m	dB	dB	cm	deg	1	5351.92	44.89	54.00	-9.11	32.26	34.65	9.91	31.93	0.00	100	218	AVERAGE	 <p>Level (dBuV/m) vs Frequency (MHz) for Fundamental Average. The plot shows a signal level starting at 102.4 dBuV/m at 5320 MHz and dropping to approximately 45 dBuV/m by 5340 MHz. A red limit line for '5G BAND 1-3 (AVG)' is shown at 73.1 dBuV/m.</p> <table border="1"> <thead> <tr> <th>Limit</th> <th>Read</th> <th>Ant</th> <th>Cable</th> <th>Preamp</th> <th>Aux</th> <th>APos</th> <th>TPos</th> <th>Remark</th> </tr> <tr> <th>Freq</th> <th>Level</th> <th>Level</th> <th>Factor</th> <th>Loss</th> <th>Factor</th> <th>Factor</th> <th>Factor</th> <th></th> </tr> <tr> <th>MHz</th> <th>dBuV/m</th> <th>dBuV/m</th> <th>dB</th> <th>dBuV</th> <th>dB/m</th> <th>dB</th> <th>dB</th> <th>cm</th> <th>deg</th> </tr> </thead> <tbody> <tr> <td>1</td> <td>5320.00</td> <td>99.71</td> <td>-----</td> <td>-----</td> <td>87.16</td> <td>34.56</td> <td>9.90</td> <td>31.91</td> <td>0.00</td> <td>100</td> <td>218</td> <td>AVERAGE</td> </tr> </tbody> </table>	Limit	Read	Ant	Cable	Preamp	Aux	APos	TPos	Remark	Freq	Level	Level	Factor	Loss	Factor	Factor	Factor		MHz	dBuV/m	dBuV/m	dB	dBuV	dB/m	dB	dB	cm	deg	1	5320.00	99.71	-----	-----	87.16	34.56	9.90	31.91	0.00	100	218	AVERAGE
Limit	Read	Ant	Cable	Preamp	Aux	APos	TPos	Remark																																																																													
Freq	Level	Level	Factor	Loss	Factor	Factor	Factor																																																																														
MHz	dBuV/m	dBuV/m	dB	dBuV	dB/m	dB	dB	cm	deg																																																																												
1	5351.92	44.89	54.00	-9.11	32.26	34.65	9.91	31.93	0.00	100	218	AVERAGE																																																																									
Limit	Read	Ant	Cable	Preamp	Aux	APos	TPos	Remark																																																																													
Freq	Level	Level	Factor	Loss	Factor	Factor	Factor																																																																														
MHz	dBuV/m	dBuV/m	dB	dBuV	dB/m	dB	dB	cm	deg																																																																												
1	5320.00	99.71	-----	-----	87.16	34.56	9.90	31.91	0.00	100	218	AVERAGE																																																																									



		6																																																																																													
Mode	Band Edge																																																																																														
	U-NII-2A_5.25-5.35_802.11a_CH64_5320MHz																																																																																														
Pol.	Vertical					Fundamental																																																																																									
Peak																																																																																															
	<table border="1"> <thead> <tr> <th>Limit</th> <th>Read</th> <th>Ant</th> <th>Cable</th> <th>Preamp</th> <th>Aux</th> <th>APos</th> <th>TPos</th> <th colspan="2"></th> </tr> <tr> <th>Freq</th> <th>Level</th> <th>Line</th> <th>Margin</th> <th>Level</th> <th>Factor</th> <th>Loss</th> <th>Factor</th> <th>Factor</th> <th>Remark</th> </tr> <tr> <th>MHz</th> <th>dBuV/m</th> <th>dBuV/m</th> <th>dB</th> <th>dBuV</th> <th>dB/m</th> <th>dB</th> <th>dB</th> <th>dB</th> <th>cm</th> <th>deg</th> </tr> </thead> <tbody> <tr> <td>1</td> <td>5374.18</td> <td>54.33</td> <td>74.00</td> <td>-19.67</td> <td>41.63</td> <td>34.72</td> <td>9.92</td> <td>31.94</td> <td>0.00</td> <td>347</td> <td>278 PEAK</td> </tr> </tbody> </table>					Limit	Read	Ant	Cable	Preamp	Aux	APos	TPos			Freq	Level	Line	Margin	Level	Factor	Loss	Factor	Factor	Remark	MHz	dBuV/m	dBuV/m	dB	dBuV	dB/m	dB	dB	dB	cm	deg	1	5374.18	54.33	74.00	-19.67	41.63	34.72	9.92	31.94	0.00	347	278 PEAK	<table border="1"> <thead> <tr> <th>Limit</th> <th>Read</th> <th>Ant</th> <th>Cable</th> <th>Preamp</th> <th>Aux</th> <th>APos</th> <th>TPos</th> <th colspan="2"></th> </tr> <tr> <th>Freq</th> <th>Level</th> <th>Line</th> <th>Margin</th> <th>Level</th> <th>Factor</th> <th>Loss</th> <th>Factor</th> <th>Factor</th> <th>Remark</th> </tr> <tr> <th>MHz</th> <th>dBuV/m</th> <th>dBuV/m</th> <th>dB</th> <th>dBuV</th> <th>dB/m</th> <th>dB</th> <th>dB</th> <th>dB</th> <th>cm</th> <th>deg</th> </tr> </thead> <tbody> <tr> <td>1</td> <td>5320.00</td> <td>106.02</td> <td>-----</td> <td>-----</td> <td>93.47</td> <td>34.56</td> <td>9.90</td> <td>31.91</td> <td>0.00</td> <td>347</td> <td>278 PEAK</td> </tr> </tbody> </table>					Limit	Read	Ant	Cable	Preamp	Aux	APos	TPos			Freq	Level	Line	Margin	Level	Factor	Loss	Factor	Factor	Remark	MHz	dBuV/m	dBuV/m	dB	dBuV	dB/m	dB	dB	dB	cm	deg	1	5320.00	106.02	-----	-----	93.47	34.56	9.90	31.91	0.00	347
Limit	Read	Ant	Cable	Preamp	Aux	APos	TPos																																																																																								
Freq	Level	Line	Margin	Level	Factor	Loss	Factor	Factor	Remark																																																																																						
MHz	dBuV/m	dBuV/m	dB	dBuV	dB/m	dB	dB	dB	cm	deg																																																																																					
1	5374.18	54.33	74.00	-19.67	41.63	34.72	9.92	31.94	0.00	347	278 PEAK																																																																																				
Limit	Read	Ant	Cable	Preamp	Aux	APos	TPos																																																																																								
Freq	Level	Line	Margin	Level	Factor	Loss	Factor	Factor	Remark																																																																																						
MHz	dBuV/m	dBuV/m	dB	dBuV	dB/m	dB	dB	dB	cm	deg																																																																																					
1	5320.00	106.02	-----	-----	93.47	34.56	9.90	31.91	0.00	347	278 PEAK																																																																																				
Avg																																																																																															
	<table border="1"> <thead> <tr> <th>Limit</th> <th>Read</th> <th>Ant</th> <th>Cable</th> <th>Preamp</th> <th>Aux</th> <th>APos</th> <th>TPos</th> <th colspan="2"></th> </tr> <tr> <th>Freq</th> <th>Level</th> <th>Line</th> <th>Margin</th> <th>Level</th> <th>Factor</th> <th>Loss</th> <th>Factor</th> <th>Factor</th> <th>Remark</th> </tr> <tr> <th>MHz</th> <th>dBuV/m</th> <th>dBuV/m</th> <th>dB</th> <th>dBuV</th> <th>dB/m</th> <th>dB</th> <th>dB</th> <th>dB</th> <th>cm</th> <th>deg</th> </tr> </thead> <tbody> <tr> <td>1</td> <td>5350.24</td> <td>43.35</td> <td>54.00</td> <td>-10.65</td> <td>30.72</td> <td>34.64</td> <td>9.91</td> <td>31.92</td> <td>0.00</td> <td>347</td> <td>278 AVERAGE</td> </tr> </tbody> </table>					Limit	Read	Ant	Cable	Preamp	Aux	APos	TPos			Freq	Level	Line	Margin	Level	Factor	Loss	Factor	Factor	Remark	MHz	dBuV/m	dBuV/m	dB	dBuV	dB/m	dB	dB	dB	cm	deg	1	5350.24	43.35	54.00	-10.65	30.72	34.64	9.91	31.92	0.00	347	278 AVERAGE	<table border="1"> <thead> <tr> <th>Limit</th> <th>Read</th> <th>Ant</th> <th>Cable</th> <th>Preamp</th> <th>Aux</th> <th>APos</th> <th>TPos</th> <th colspan="2"></th> </tr> <tr> <th>Freq</th> <th>Level</th> <th>Line</th> <th>Margin</th> <th>Level</th> <th>Factor</th> <th>Loss</th> <th>Factor</th> <th>Factor</th> <th>Remark</th> </tr> <tr> <th>MHz</th> <th>dBuV/m</th> <th>dBuV/m</th> <th>dB</th> <th>dBuV</th> <th>dB/m</th> <th>dB</th> <th>dB</th> <th>dB</th> <th>cm</th> <th>deg</th> </tr> </thead> <tbody> <tr> <td>1</td> <td>5320.00</td> <td>97.50</td> <td>-----</td> <td>-----</td> <td>84.95</td> <td>34.56</td> <td>9.90</td> <td>31.91</td> <td>0.00</td> <td>347</td> <td>278 AVERAGE</td> </tr> </tbody> </table>					Limit	Read	Ant	Cable	Preamp	Aux	APos	TPos			Freq	Level	Line	Margin	Level	Factor	Loss	Factor	Factor	Remark	MHz	dBuV/m	dBuV/m	dB	dBuV	dB/m	dB	dB	dB	cm	deg	1	5320.00	97.50	-----	-----	84.95	34.56	9.90	31.91	0.00	347
Limit	Read	Ant	Cable	Preamp	Aux	APos	TPos																																																																																								
Freq	Level	Line	Margin	Level	Factor	Loss	Factor	Factor	Remark																																																																																						
MHz	dBuV/m	dBuV/m	dB	dBuV	dB/m	dB	dB	dB	cm	deg																																																																																					
1	5350.24	43.35	54.00	-10.65	30.72	34.64	9.91	31.92	0.00	347	278 AVERAGE																																																																																				
Limit	Read	Ant	Cable	Preamp	Aux	APos	TPos																																																																																								
Freq	Level	Line	Margin	Level	Factor	Loss	Factor	Factor	Remark																																																																																						
MHz	dBuV/m	dBuV/m	dB	dBuV	dB/m	dB	dB	dB	cm	deg																																																																																					
1	5320.00	97.50	-----	-----	84.95	34.56	9.90	31.91	0.00	347	278 AVERAGE																																																																																				



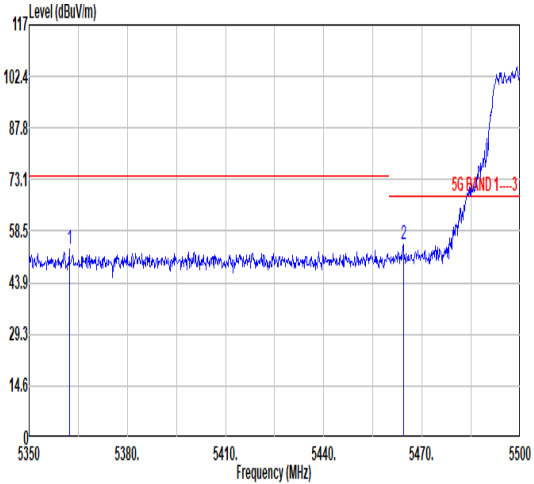
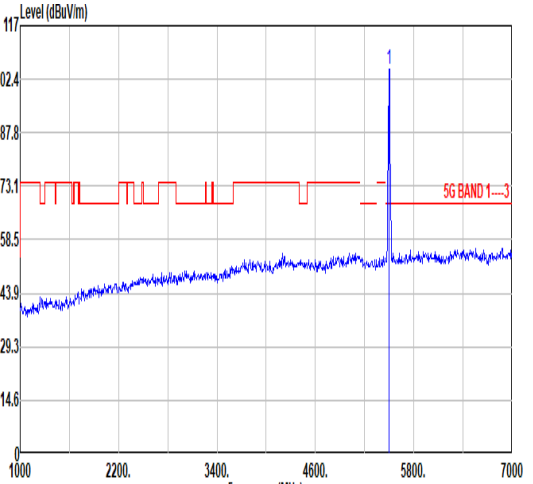
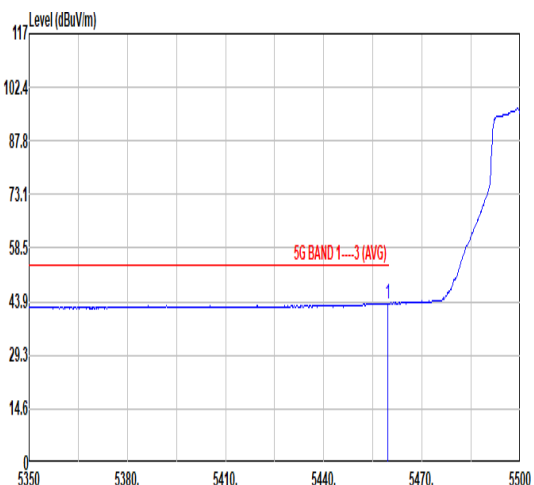
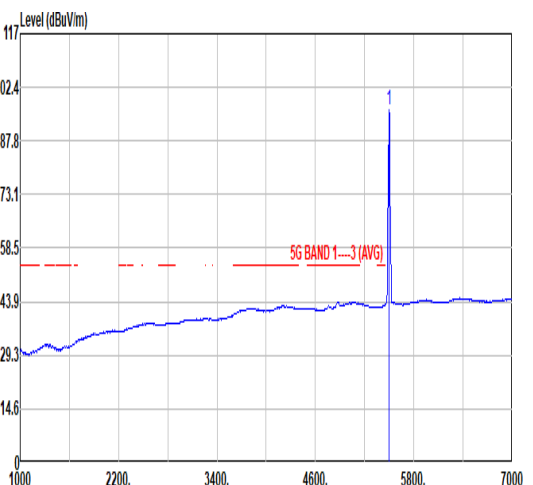
Mode	6																																																																																																											
	Harmonic																																																																																																											
	U-NII-2A_5.25-5.35_802.11a_CH64_5320MHz																																																																																																											
Pol.	Horizontal	Vertical																																																																																																										
Peak Avg	<table border="1"> <thead> <tr> <th>Limit</th> <th>Read</th> <th>Ant</th> <th>Cable</th> <th>Preamp</th> <th>Aux</th> <th>APos</th> <th>TPos</th> <th>Remark</th> </tr> <tr> <th>Freq</th> <th>Level</th> <th>Line</th> <th>Margin</th> <th>Level</th> <th>Factor</th> <th>Loss</th> <th>Factor</th> <th>Factor</th> </tr> <tr> <th>MHz</th> <th>dBuV/m</th> <th>dBuV/m</th> <th>dB</th> <th>dBuV</th> <th>dB/m</th> <th>dB</th> <th>dB</th> <th>dB</th> </tr> </thead> <tbody> <tr> <td>1</td> <td>7099.00</td> <td>51.80</td> <td>68.30</td> <td>-16.50</td> <td>66.57</td> <td>35.70</td> <td>11.57</td> <td>62.04</td> <td>0.00</td> <td>100</td> <td>235</td> <td>Peak</td> </tr> <tr> <td>2</td> <td>10640.00</td> <td>46.08</td> <td>74.00</td> <td>-27.92</td> <td>55.63</td> <td>37.78</td> <td>14.32</td> <td>61.65</td> <td>0.00</td> <td>---</td> <td>---</td> <td>PEAK</td> </tr> </tbody> </table>	Limit	Read	Ant	Cable	Preamp	Aux	APos	TPos	Remark	Freq	Level	Line	Margin	Level	Factor	Loss	Factor	Factor	MHz	dBuV/m	dBuV/m	dB	dBuV	dB/m	dB	dB	dB	1	7099.00	51.80	68.30	-16.50	66.57	35.70	11.57	62.04	0.00	100	235	Peak	2	10640.00	46.08	74.00	-27.92	55.63	37.78	14.32	61.65	0.00	---	---	PEAK	<table border="1"> <thead> <tr> <th>Limit</th> <th>Read</th> <th>Ant</th> <th>Cable</th> <th>Preamp</th> <th>Aux</th> <th>APos</th> <th>TPos</th> <th>Remark</th> </tr> <tr> <th>Freq</th> <th>Level</th> <th>Line</th> <th>Margin</th> <th>Level</th> <th>Factor</th> <th>Loss</th> <th>Factor</th> <th>Factor</th> </tr> <tr> <th>MHz</th> <th>dBuV/m</th> <th>dBuV/m</th> <th>dB</th> <th>dBuV</th> <th>dB/m</th> <th>dB</th> <th>dB</th> <th>dB</th> </tr> </thead> <tbody> <tr> <td>1</td> <td>7099.00</td> <td>47.33</td> <td>68.30</td> <td>-20.97</td> <td>62.10</td> <td>35.70</td> <td>11.57</td> <td>62.04</td> <td>0.00</td> <td>300</td> <td>252</td> <td>Peak</td> </tr> <tr> <td>2</td> <td>10640.00</td> <td>45.66</td> <td>74.00</td> <td>-28.34</td> <td>55.21</td> <td>37.78</td> <td>14.32</td> <td>61.65</td> <td>0.00</td> <td>---</td> <td>---</td> <td>PEAK</td> </tr> </tbody> </table>	Limit	Read	Ant	Cable	Preamp	Aux	APos	TPos	Remark	Freq	Level	Line	Margin	Level	Factor	Loss	Factor	Factor	MHz	dBuV/m	dBuV/m	dB	dBuV	dB/m	dB	dB	dB	1	7099.00	47.33	68.30	-20.97	62.10	35.70	11.57	62.04	0.00	300	252	Peak	2	10640.00	45.66	74.00	-28.34	55.21	37.78	14.32	61.65	0.00	---	---	PEAK
Limit	Read	Ant	Cable	Preamp	Aux	APos	TPos	Remark																																																																																																				
Freq	Level	Line	Margin	Level	Factor	Loss	Factor	Factor																																																																																																				
MHz	dBuV/m	dBuV/m	dB	dBuV	dB/m	dB	dB	dB																																																																																																				
1	7099.00	51.80	68.30	-16.50	66.57	35.70	11.57	62.04	0.00	100	235	Peak																																																																																																
2	10640.00	46.08	74.00	-27.92	55.63	37.78	14.32	61.65	0.00	---	---	PEAK																																																																																																
Limit	Read	Ant	Cable	Preamp	Aux	APos	TPos	Remark																																																																																																				
Freq	Level	Line	Margin	Level	Factor	Loss	Factor	Factor																																																																																																				
MHz	dBuV/m	dBuV/m	dB	dBuV	dB/m	dB	dB	dB																																																																																																				
1	7099.00	47.33	68.30	-20.97	62.10	35.70	11.57	62.04	0.00	300	252	Peak																																																																																																
2	10640.00	45.66	74.00	-28.34	55.21	37.78	14.32	61.65	0.00	---	---	PEAK																																																																																																





		7																																																																																																						
Mode	Band Edge																																																																																																							
	U-NII-2C_5.47-5.725_802.11a_CH100_5500MHz																																																																																																							
Pol.	Horizontal		Fundamental																																																																																																					
Peak																																																																																																								
	<table border="1"> <thead> <tr> <th></th> <th>Limit</th> <th>Read</th> <th>Ant</th> <th>Cable</th> <th>Preamp</th> <th>Aux</th> <th>APos</th> <th>TPos</th> <th></th> </tr> <tr> <th>Freq</th> <th>Level</th> <th>Line Margin</th> <th>Level Factor</th> <th>Loss Factor</th> <th>Loss Factor</th> <th>Factor</th> <th></th> <th></th> <th>Remark</th> </tr> <tr> <th></th> <th>MHz</th> <th>dBuV/m</th> <th>dBuV/m</th> <th>dB</th> <th>dBuV</th> <th>dB/m</th> <th>dB</th> <th>dB</th> <th>cm</th> <th>deg</th> </tr> </thead> <tbody> <tr> <td>1</td> <td>5459.95</td> <td>55.69</td> <td>74.00</td> <td>-18.31</td> <td>42.85</td> <td>34.80</td> <td>10.03</td> <td>31.99</td> <td>0.00</td> <td>100</td> <td>194</td> <td>PEAK</td> </tr> <tr> <td>2</td> <td>5465.95</td> <td>53.91</td> <td>68.30</td> <td>-14.39</td> <td>41.06</td> <td>34.80</td> <td>10.04</td> <td>31.99</td> <td>0.00</td> <td>100</td> <td>194</td> <td>PEAK</td> </tr> </tbody> </table>			Limit	Read	Ant	Cable	Preamp	Aux	APos	TPos		Freq	Level	Line Margin	Level Factor	Loss Factor	Loss Factor	Factor			Remark		MHz	dBuV/m	dBuV/m	dB	dBuV	dB/m	dB	dB	cm	deg	1	5459.95	55.69	74.00	-18.31	42.85	34.80	10.03	31.99	0.00	100	194	PEAK	2	5465.95	53.91	68.30	-14.39	41.06	34.80	10.04	31.99	0.00	100	194	PEAK	<table border="1"> <thead> <tr> <th></th> <th>Limit</th> <th>Read</th> <th>Ant</th> <th>Cable</th> <th>Preamp</th> <th>Aux</th> <th>APos</th> <th>TPos</th> <th></th> </tr> <tr> <th>Freq</th> <th>Level</th> <th>Line Margin</th> <th>Level Factor</th> <th>Loss Factor</th> <th>Loss Factor</th> <th>Factor</th> <th></th> <th></th> <th>Remark</th> </tr> <tr> <th></th> <th>MHz</th> <th>dBuV/m</th> <th>dBuV/m</th> <th>dB</th> <th>dBuV</th> <th>dB/m</th> <th>dB</th> <th>dB</th> <th>cm</th> <th>deg</th> </tr> </thead> <tbody> <tr> <td>1</td> <td>5500.00</td> <td>107.05</td> <td>-----</td> <td>-----</td> <td>94.17</td> <td>34.80</td> <td>10.09</td> <td>32.01</td> <td>0.00</td> <td>100</td> <td>194</td> <td>PEAK</td> </tr> </tbody> </table>			Limit	Read	Ant	Cable	Preamp	Aux	APos	TPos		Freq	Level	Line Margin	Level Factor	Loss Factor	Loss Factor	Factor			Remark		MHz	dBuV/m	dBuV/m	dB	dBuV	dB/m	dB	dB	cm	deg	1	5500.00	107.05	-----	-----	94.17	34.80	10.09	32.01	0.00	100	194
	Limit	Read	Ant	Cable	Preamp	Aux	APos	TPos																																																																																																
Freq	Level	Line Margin	Level Factor	Loss Factor	Loss Factor	Factor			Remark																																																																																															
	MHz	dBuV/m	dBuV/m	dB	dBuV	dB/m	dB	dB	cm	deg																																																																																														
1	5459.95	55.69	74.00	-18.31	42.85	34.80	10.03	31.99	0.00	100	194	PEAK																																																																																												
2	5465.95	53.91	68.30	-14.39	41.06	34.80	10.04	31.99	0.00	100	194	PEAK																																																																																												
	Limit	Read	Ant	Cable	Preamp	Aux	APos	TPos																																																																																																
Freq	Level	Line Margin	Level Factor	Loss Factor	Loss Factor	Factor			Remark																																																																																															
	MHz	dBuV/m	dBuV/m	dB	dBuV	dB/m	dB	dB	cm	deg																																																																																														
1	5500.00	107.05	-----	-----	94.17	34.80	10.09	32.01	0.00	100	194	PEAK																																																																																												
Avg																																																																																																								
	<table border="1"> <thead> <tr> <th></th> <th>Limit</th> <th>Read</th> <th>Ant</th> <th>Cable</th> <th>Preamp</th> <th>Aux</th> <th>APos</th> <th>TPos</th> <th></th> </tr> <tr> <th>Freq</th> <th>Level</th> <th>Line Margin</th> <th>Level Factor</th> <th>Loss Factor</th> <th>Loss Factor</th> <th>Factor</th> <th></th> <th></th> <th>Remark</th> </tr> <tr> <th></th> <th>MHz</th> <th>dBuV/m</th> <th>dBuV/m</th> <th>dB</th> <th>dBuV</th> <th>dB/m</th> <th>dB</th> <th>dB</th> <th>cm</th> <th>deg</th> </tr> </thead> <tbody> <tr> <td>1</td> <td>5459.35</td> <td>44.24</td> <td>54.00</td> <td>-9.76</td> <td>31.40</td> <td>34.80</td> <td>10.03</td> <td>31.99</td> <td>0.00</td> <td>100</td> <td>194</td> <td>AVERAGE</td> </tr> </tbody> </table>			Limit	Read	Ant	Cable	Preamp	Aux	APos	TPos		Freq	Level	Line Margin	Level Factor	Loss Factor	Loss Factor	Factor			Remark		MHz	dBuV/m	dBuV/m	dB	dBuV	dB/m	dB	dB	cm	deg	1	5459.35	44.24	54.00	-9.76	31.40	34.80	10.03	31.99	0.00	100	194	AVERAGE	<table border="1"> <thead> <tr> <th></th> <th>Limit</th> <th>Read</th> <th>Ant</th> <th>Cable</th> <th>Preamp</th> <th>Aux</th> <th>APos</th> <th>TPos</th> <th></th> </tr> <tr> <th>Freq</th> <th>Level</th> <th>Line Margin</th> <th>Level Factor</th> <th>Loss Factor</th> <th>Loss Factor</th> <th>Factor</th> <th></th> <th></th> <th>Remark</th> </tr> <tr> <th></th> <th>MHz</th> <th>dBuV/m</th> <th>dBuV/m</th> <th>dB</th> <th>dBuV</th> <th>dB/m</th> <th>dB</th> <th>dB</th> <th>cm</th> <th>deg</th> </tr> </thead> <tbody> <tr> <td>1</td> <td>5500.00</td> <td>90.33</td> <td>-----</td> <td>-----</td> <td>85.45</td> <td>34.80</td> <td>10.09</td> <td>32.01</td> <td>0.00</td> <td>100</td> <td>194</td> <td>AVERAGE</td> </tr> </tbody> </table>			Limit	Read	Ant	Cable	Preamp	Aux	APos	TPos		Freq	Level	Line Margin	Level Factor	Loss Factor	Loss Factor	Factor			Remark		MHz	dBuV/m	dBuV/m	dB	dBuV	dB/m	dB	dB	cm	deg	1	5500.00	90.33	-----	-----	85.45	34.80	10.09	32.01	0.00	100	194	AVERAGE												
	Limit	Read	Ant	Cable	Preamp	Aux	APos	TPos																																																																																																
Freq	Level	Line Margin	Level Factor	Loss Factor	Loss Factor	Factor			Remark																																																																																															
	MHz	dBuV/m	dBuV/m	dB	dBuV	dB/m	dB	dB	cm	deg																																																																																														
1	5459.35	44.24	54.00	-9.76	31.40	34.80	10.03	31.99	0.00	100	194	AVERAGE																																																																																												
	Limit	Read	Ant	Cable	Preamp	Aux	APos	TPos																																																																																																
Freq	Level	Line Margin	Level Factor	Loss Factor	Loss Factor	Factor			Remark																																																																																															
	MHz	dBuV/m	dBuV/m	dB	dBuV	dB/m	dB	dB	cm	deg																																																																																														
1	5500.00	90.33	-----	-----	85.45	34.80	10.09	32.01	0.00	100	194	AVERAGE																																																																																												



		7																																																																																													
Mode	Band Edge																																																																																														
	U-NII-2C_5.47-5.725_802.11a_CH100_5500MHz																																																																																														
Pol.	Vertical	Fundamental																																																																																													
Peak	 <table border="1"> <thead> <tr> <th>Limit</th> <th>Read</th> <th>Ant</th> <th>Cable</th> <th>Preamp</th> <th>Aux</th> <th>APos</th> <th>TPos</th> <th>Remark</th> </tr> <tr> <th>Freq</th> <th>Level</th> <th>Line Margin</th> <th>Level Factor</th> <th>Loss Factor</th> <th>Factor</th> <th></th> <th></th> <th></th> </tr> <tr> <th>MHz</th> <th>dBuV/m</th> <th>dBuV/m</th> <th>dB</th> <th>dBuV</th> <th>dB/m</th> <th>dB</th> <th>dB</th> <th>dB</th> </tr> </thead> <tbody> <tr> <td>1</td> <td>5362.30</td> <td>53.59</td> <td>74.00</td> <td>-20.41</td> <td>40.92</td> <td>34.68</td> <td>9.92</td> <td>31.93</td> <td>0.00</td> <td>379</td> <td>256</td> <td>PEAK</td> </tr> <tr> <td>2</td> <td>5464.30</td> <td>54.77</td> <td>68.30</td> <td>-13.53</td> <td>41.93</td> <td>34.80</td> <td>10.03</td> <td>31.99</td> <td>0.00</td> <td>379</td> <td>256</td> <td>PEAK</td> </tr> </tbody> </table>	Limit	Read	Ant	Cable	Preamp	Aux	APos	TPos	Remark	Freq	Level	Line Margin	Level Factor	Loss Factor	Factor				MHz	dBuV/m	dBuV/m	dB	dBuV	dB/m	dB	dB	dB	1	5362.30	53.59	74.00	-20.41	40.92	34.68	9.92	31.93	0.00	379	256	PEAK	2	5464.30	54.77	68.30	-13.53	41.93	34.80	10.03	31.99	0.00	379	256	PEAK	 <table border="1"> <thead> <tr> <th>Limit</th> <th>Read</th> <th>Ant</th> <th>Cable</th> <th>Preamp</th> <th>Aux</th> <th>APos</th> <th>TPos</th> <th>Remark</th> </tr> <tr> <th>Freq</th> <th>Level</th> <th>Line Margin</th> <th>Level Factor</th> <th>Loss Factor</th> <th>Factor</th> <th></th> <th></th> <th></th> </tr> <tr> <th>MHz</th> <th>dBuV/m</th> <th>dBuV/m</th> <th>dB</th> <th>dBuV</th> <th>dB/m</th> <th>dB</th> <th>dB</th> <th>dB</th> </tr> </thead> <tbody> <tr> <td>1</td> <td>5500.00</td> <td>105.18</td> <td>-----</td> <td>-----</td> <td>92.30</td> <td>34.80</td> <td>10.09</td> <td>32.01</td> <td>0.00</td> <td>379</td> <td>256</td> <td>PEAK</td> </tr> </tbody> </table>	Limit	Read	Ant	Cable	Preamp	Aux	APos	TPos	Remark	Freq	Level	Line Margin	Level Factor	Loss Factor	Factor				MHz	dBuV/m	dBuV/m	dB	dBuV	dB/m	dB	dB	dB	1	5500.00	105.18	-----	-----	92.30	34.80	10.09	32.01	0.00	379	256	PEAK
	Limit	Read	Ant	Cable	Preamp	Aux	APos	TPos	Remark																																																																																						
Freq	Level	Line Margin	Level Factor	Loss Factor	Factor																																																																																										
MHz	dBuV/m	dBuV/m	dB	dBuV	dB/m	dB	dB	dB																																																																																							
1	5362.30	53.59	74.00	-20.41	40.92	34.68	9.92	31.93	0.00	379	256	PEAK																																																																																			
2	5464.30	54.77	68.30	-13.53	41.93	34.80	10.03	31.99	0.00	379	256	PEAK																																																																																			
Limit	Read	Ant	Cable	Preamp	Aux	APos	TPos	Remark																																																																																							
Freq	Level	Line Margin	Level Factor	Loss Factor	Factor																																																																																										
MHz	dBuV/m	dBuV/m	dB	dBuV	dB/m	dB	dB	dB																																																																																							
1	5500.00	105.18	-----	-----	92.30	34.80	10.09	32.01	0.00	379	256	PEAK																																																																																			
Avg	 <table border="1"> <thead> <tr> <th>Limit</th> <th>Read</th> <th>Ant</th> <th>Cable</th> <th>Preamp</th> <th>Aux</th> <th>APos</th> <th>TPos</th> <th>Remark</th> </tr> <tr> <th>Freq</th> <th>Level</th> <th>Line Margin</th> <th>Level Factor</th> <th>Loss Factor</th> <th>Factor</th> <th></th> <th></th> <th></th> </tr> <tr> <th>MHz</th> <th>dBuV/m</th> <th>dBuV/m</th> <th>dB</th> <th>dBuV</th> <th>dB/m</th> <th>dB</th> <th>dB</th> <th>dB</th> </tr> </thead> <tbody> <tr> <td>1</td> <td>5459.65</td> <td>43.47</td> <td>54.00</td> <td>-10.53</td> <td>30.63</td> <td>34.80</td> <td>10.03</td> <td>31.99</td> <td>0.00</td> <td>379</td> <td>256</td> <td>AVERAGE</td> </tr> </tbody> </table>	Limit	Read	Ant	Cable	Preamp	Aux	APos	TPos	Remark	Freq	Level	Line Margin	Level Factor	Loss Factor	Factor				MHz	dBuV/m	dBuV/m	dB	dBuV	dB/m	dB	dB	dB	1	5459.65	43.47	54.00	-10.53	30.63	34.80	10.03	31.99	0.00	379	256	AVERAGE	 <table border="1"> <thead> <tr> <th>Limit</th> <th>Read</th> <th>Ant</th> <th>Cable</th> <th>Preamp</th> <th>Aux</th> <th>APos</th> <th>TPos</th> <th>Remark</th> </tr> <tr> <th>Freq</th> <th>Level</th> <th>Line Margin</th> <th>Level Factor</th> <th>Loss Factor</th> <th>Factor</th> <th></th> <th></th> <th></th> </tr> <tr> <th>MHz</th> <th>dBuV/m</th> <th>dBuV/m</th> <th>dB</th> <th>dBuV</th> <th>dB/m</th> <th>dB</th> <th>dB</th> <th>dB</th> </tr> </thead> <tbody> <tr> <td>1</td> <td>5500.00</td> <td>96.28</td> <td>-----</td> <td>-----</td> <td>83.40</td> <td>34.80</td> <td>10.09</td> <td>32.01</td> <td>0.00</td> <td>379</td> <td>256</td> <td>AVERAGE</td> </tr> </tbody> </table>	Limit	Read	Ant	Cable	Preamp	Aux	APos	TPos	Remark	Freq	Level	Line Margin	Level Factor	Loss Factor	Factor				MHz	dBuV/m	dBuV/m	dB	dBuV	dB/m	dB	dB	dB	1	5500.00	96.28	-----	-----	83.40	34.80	10.09	32.01	0.00	379	256	AVERAGE													
Limit	Read	Ant	Cable	Preamp	Aux	APos	TPos	Remark																																																																																							
Freq	Level	Line Margin	Level Factor	Loss Factor	Factor																																																																																										
MHz	dBuV/m	dBuV/m	dB	dBuV	dB/m	dB	dB	dB																																																																																							
1	5459.65	43.47	54.00	-10.53	30.63	34.80	10.03	31.99	0.00	379	256	AVERAGE																																																																																			
Limit	Read	Ant	Cable	Preamp	Aux	APos	TPos	Remark																																																																																							
Freq	Level	Line Margin	Level Factor	Loss Factor	Factor																																																																																										
MHz	dBuV/m	dBuV/m	dB	dBuV	dB/m	dB	dB	dB																																																																																							
1	5500.00	96.28	-----	-----	83.40	34.80	10.09	32.01	0.00	379	256	AVERAGE																																																																																			



Mode	7																																																																																	
	Harmonic																																																																																	
	U-NII-2C_5.47-5.725_802.11a_CH100_5500MHz																																																																																	
Pol.	Horizontal	Vertical																																																																																
Peak Avg	<table border="1"> <thead> <tr> <th>Limit</th> <th>Read</th> <th>Ant</th> <th>Cable</th> <th>Preamp</th> <th>Aux</th> <th>APos</th> <th>TPos</th> <th>Remark</th> </tr> <tr> <th>Freq</th> <th>Level</th> <th>Line</th> <th>Margin</th> <th>Level</th> <th>Factor</th> <th>Loss</th> <th>Factor</th> <th>Factor</th> </tr> <tr> <th>MHz</th> <th>dBuV/m</th> <th>dBuV/m</th> <th>dB</th> <th>dBuV</th> <th>dB/m</th> <th>dB</th> <th>dB</th> <th>dB</th> </tr> </thead> <tbody> <tr> <td>1</td> <td>11000.00</td> <td>45.59</td> <td>74.00</td> <td>-28.41</td> <td>54.74</td> <td>38.00</td> <td>14.56</td> <td>61.71</td> <td>0.00</td> <td>---</td> <td>---</td> <td>PEAK</td> </tr> </tbody> </table>	Limit	Read	Ant	Cable	Preamp	Aux	APos	TPos	Remark	Freq	Level	Line	Margin	Level	Factor	Loss	Factor	Factor	MHz	dBuV/m	dBuV/m	dB	dBuV	dB/m	dB	dB	dB	1	11000.00	45.59	74.00	-28.41	54.74	38.00	14.56	61.71	0.00	---	---	PEAK	<table border="1"> <thead> <tr> <th>Limit</th> <th>Read</th> <th>Ant</th> <th>Cable</th> <th>Preamp</th> <th>Aux</th> <th>APos</th> <th>TPos</th> <th>Remark</th> </tr> <tr> <th>Freq</th> <th>Level</th> <th>Line</th> <th>Margin</th> <th>Level</th> <th>Factor</th> <th>Loss</th> <th>Factor</th> <th>Factor</th> </tr> <tr> <th>MHz</th> <th>dBuV/m</th> <th>dBuV/m</th> <th>dB</th> <th>dBuV</th> <th>dB/m</th> <th>dB</th> <th>dB</th> <th>dB</th> </tr> </thead> <tbody> <tr> <td>1</td> <td>11000.00</td> <td>46.44</td> <td>74.00</td> <td>-27.56</td> <td>55.59</td> <td>38.00</td> <td>14.56</td> <td>61.71</td> <td>0.00</td> <td>---</td> <td>---</td> <td>PEAK</td> </tr> </tbody> </table>	Limit	Read	Ant	Cable	Preamp	Aux	APos	TPos	Remark	Freq	Level	Line	Margin	Level	Factor	Loss	Factor	Factor	MHz	dBuV/m	dBuV/m	dB	dBuV	dB/m	dB	dB	dB	1	11000.00	46.44	74.00	-27.56	55.59	38.00	14.56	61.71	0.00	---	---	PEAK
Limit	Read	Ant	Cable	Preamp	Aux	APos	TPos	Remark																																																																										
Freq	Level	Line	Margin	Level	Factor	Loss	Factor	Factor																																																																										
MHz	dBuV/m	dBuV/m	dB	dBuV	dB/m	dB	dB	dB																																																																										
1	11000.00	45.59	74.00	-28.41	54.74	38.00	14.56	61.71	0.00	---	---	PEAK																																																																						
Limit	Read	Ant	Cable	Preamp	Aux	APos	TPos	Remark																																																																										
Freq	Level	Line	Margin	Level	Factor	Loss	Factor	Factor																																																																										
MHz	dBuV/m	dBuV/m	dB	dBuV	dB/m	dB	dB	dB																																																																										
1	11000.00	46.44	74.00	-27.56	55.59	38.00	14.56	61.71	0.00	---	---	PEAK																																																																						



Mode	8																																																																											
	Harmonic																																																																											
	U-NII-2C_5.47-5.725_802.11a_CH116_5580MHz																																																																											
Pol.	Horizontal	Vertical																																																																										
Peak Avg	<table border="1"> <thead> <tr> <th>Limit</th> <th>Read</th> <th>Ant</th> <th>Cable</th> <th>Preamp</th> <th>Aux</th> <th>APos</th> <th>TPos</th> <th>Remark</th> </tr> <tr> <th>Freq</th> <th>Level</th> <th>Line</th> <th>Margin</th> <th>Level</th> <th>Factor</th> <th>Loss</th> <th>Factor</th> <th>Factor</th> </tr> <tr> <th>MHz</th> <th>dBuV/m</th> <th>dBuV/m</th> <th>dB</th> <th>dBuV</th> <th>dB/m</th> <th>dB</th> <th>dB</th> <th>dB</th> </tr> </thead> <tbody> <tr> <td>1 11160.00</td> <td>46.68</td> <td>74.00</td> <td>-27.32</td> <td>55.55</td> <td>38.10</td> <td>14.68</td> <td>61.65</td> <td>0.00</td> <td>--- --- PEAK</td> </tr> </tbody> </table>	Limit	Read	Ant	Cable	Preamp	Aux	APos	TPos	Remark	Freq	Level	Line	Margin	Level	Factor	Loss	Factor	Factor	MHz	dBuV/m	dBuV/m	dB	dBuV	dB/m	dB	dB	dB	1 11160.00	46.68	74.00	-27.32	55.55	38.10	14.68	61.65	0.00	--- --- PEAK	<table border="1"> <thead> <tr> <th>Limit</th> <th>Read</th> <th>Ant</th> <th>Cable</th> <th>Preamp</th> <th>Aux</th> <th>APos</th> <th>TPos</th> <th>Remark</th> </tr> <tr> <th>Freq</th> <th>Level</th> <th>Line</th> <th>Margin</th> <th>Level</th> <th>Factor</th> <th>Loss</th> <th>Factor</th> <th>Factor</th> </tr> <tr> <th>MHz</th> <th>dBuV/m</th> <th>dBuV/m</th> <th>dB</th> <th>dBuV</th> <th>dB/m</th> <th>dB</th> <th>dB</th> <th>dB</th> </tr> </thead> <tbody> <tr> <td>1 11160.00</td> <td>46.10</td> <td>74.00</td> <td>-27.90</td> <td>54.97</td> <td>38.10</td> <td>14.68</td> <td>61.65</td> <td>0.00</td> <td>--- --- PEAK</td> </tr> </tbody> </table>	Limit	Read	Ant	Cable	Preamp	Aux	APos	TPos	Remark	Freq	Level	Line	Margin	Level	Factor	Loss	Factor	Factor	MHz	dBuV/m	dBuV/m	dB	dBuV	dB/m	dB	dB	dB	1 11160.00	46.10	74.00	-27.90	54.97	38.10	14.68	61.65	0.00	--- --- PEAK
Limit	Read	Ant	Cable	Preamp	Aux	APos	TPos	Remark																																																																				
Freq	Level	Line	Margin	Level	Factor	Loss	Factor	Factor																																																																				
MHz	dBuV/m	dBuV/m	dB	dBuV	dB/m	dB	dB	dB																																																																				
1 11160.00	46.68	74.00	-27.32	55.55	38.10	14.68	61.65	0.00	--- --- PEAK																																																																			
Limit	Read	Ant	Cable	Preamp	Aux	APos	TPos	Remark																																																																				
Freq	Level	Line	Margin	Level	Factor	Loss	Factor	Factor																																																																				
MHz	dBuV/m	dBuV/m	dB	dBuV	dB/m	dB	dB	dB																																																																				
1 11160.00	46.10	74.00	-27.90	54.97	38.10	14.68	61.65	0.00	--- --- PEAK																																																																			



		9																																																																																															
Mode	Band Edge																																																																																																
	U-NII-2C_5.47-5.725_802.11a_CH140_5700MHz																																																																																																
Pol.	Horizontal					Fundamental																																																																																											
Peak																																																																																																	
	<table border="1"> <thead> <tr> <th>Limit</th> <th>Read</th> <th>Ant</th> <th>Cable</th> <th>Preamp</th> <th>Aux</th> <th>APos</th> <th>TPos</th> <th colspan="2">Remark</th> </tr> <tr> <th>Freq</th> <th>Level</th> <th>Line</th> <th>Margin</th> <th>Level</th> <th>Factor</th> <th>Loss</th> <th>Factor</th> <th>Factor</th> <th></th> </tr> <tr> <th>MHz</th> <th>dBuV/m</th> <th>dBuV/m</th> <th>dB</th> <th>dBuV</th> <th>dB/m</th> <th>dB</th> <th>dB</th> <th>dB</th> <th>cm</th> <th>deg</th> </tr> </thead> <tbody> <tr> <td>1</td> <td>5732.63</td> <td>59.23</td> <td>68.30</td> <td>-9.07</td> <td>46.36</td> <td>34.54</td> <td>10.35</td> <td>32.02</td> <td>0.00</td> <td>100</td> <td>229</td> <td>PEAK</td> </tr> </tbody> </table>					Limit	Read	Ant	Cable	Preamp	Aux	APos	TPos	Remark		Freq	Level	Line	Margin	Level	Factor	Loss	Factor	Factor		MHz	dBuV/m	dBuV/m	dB	dBuV	dB/m	dB	dB	dB	cm	deg	1	5732.63	59.23	68.30	-9.07	46.36	34.54	10.35	32.02	0.00	100	229	PEAK	<table border="1"> <thead> <tr> <th>Limit</th> <th>Read</th> <th>Ant</th> <th>Cable</th> <th>Preamp</th> <th>Aux</th> <th>APos</th> <th>TPos</th> <th colspan="2">Remark</th> </tr> <tr> <th>Freq</th> <th>Level</th> <th>Line</th> <th>Margin</th> <th>Level</th> <th>Factor</th> <th>Loss</th> <th>Factor</th> <th>Factor</th> <th></th> </tr> <tr> <th>MHz</th> <th>dBuV/m</th> <th>dBuV/m</th> <th>dB</th> <th>dBuV</th> <th>dB/m</th> <th>dB</th> <th>dB</th> <th>dB</th> <th>cm</th> <th>deg</th> </tr> </thead> <tbody> <tr> <td>1</td> <td>5700.00</td> <td>112.13</td> <td>-----</td> <td>-----</td> <td>99.35</td> <td>34.51</td> <td>10.32</td> <td>32.05</td> <td>0.00</td> <td>100</td> <td>229</td> <td>PEAK</td> </tr> </tbody> </table>					Limit	Read	Ant	Cable	Preamp	Aux	APos	TPos	Remark		Freq	Level	Line	Margin	Level	Factor	Loss	Factor	Factor		MHz	dBuV/m	dBuV/m	dB	dBuV	dB/m	dB	dB	dB	cm	deg	1	5700.00	112.13	-----	-----	99.35	34.51	10.32	32.05	0.00	100	229
Limit	Read	Ant	Cable	Preamp	Aux	APos	TPos	Remark																																																																																									
Freq	Level	Line	Margin	Level	Factor	Loss	Factor	Factor																																																																																									
MHz	dBuV/m	dBuV/m	dB	dBuV	dB/m	dB	dB	dB	cm	deg																																																																																							
1	5732.63	59.23	68.30	-9.07	46.36	34.54	10.35	32.02	0.00	100	229	PEAK																																																																																					
Limit	Read	Ant	Cable	Preamp	Aux	APos	TPos	Remark																																																																																									
Freq	Level	Line	Margin	Level	Factor	Loss	Factor	Factor																																																																																									
MHz	dBuV/m	dBuV/m	dB	dBuV	dB/m	dB	dB	dB	cm	deg																																																																																							
1	5700.00	112.13	-----	-----	99.35	34.51	10.32	32.05	0.00	100	229	PEAK																																																																																					
Avg	Blank																																																																																																
						<table border="1"> <thead> <tr> <th>Limit</th> <th>Read</th> <th>Ant</th> <th>Cable</th> <th>Preamp</th> <th>Aux</th> <th>APos</th> <th>TPos</th> <th colspan="2">Remark</th> </tr> <tr> <th>Freq</th> <th>Level</th> <th>Line</th> <th>Margin</th> <th>Level</th> <th>Factor</th> <th>Loss</th> <th>Factor</th> <th>Factor</th> <th></th> </tr> <tr> <th>MHz</th> <th>dBuV/m</th> <th>dBuV/m</th> <th>dB</th> <th>dBuV</th> <th>dB/m</th> <th>dB</th> <th>dB</th> <th>dB</th> <th>cm</th> <th>deg</th> </tr> </thead> <tbody> <tr> <td>1</td> <td>5700.00</td> <td>102.53</td> <td>-----</td> <td>-----</td> <td>89.75</td> <td>34.51</td> <td>10.32</td> <td>32.05</td> <td>0.00</td> <td>100</td> <td>229</td> <td>AVERAGE</td> </tr> </tbody> </table>					Limit	Read	Ant	Cable	Preamp	Aux	APos	TPos	Remark		Freq	Level	Line	Margin	Level	Factor	Loss	Factor	Factor		MHz	dBuV/m	dBuV/m	dB	dBuV	dB/m	dB	dB	dB	cm	deg	1	5700.00	102.53	-----	-----	89.75	34.51	10.32	32.05	0.00	100	229	AVERAGE																																											
Limit	Read	Ant	Cable	Preamp	Aux	APos	TPos	Remark																																																																																									
Freq	Level	Line	Margin	Level	Factor	Loss	Factor	Factor																																																																																									
MHz	dBuV/m	dBuV/m	dB	dBuV	dB/m	dB	dB	dB	cm	deg																																																																																							
1	5700.00	102.53	-----	-----	89.75	34.51	10.32	32.05	0.00	100	229	AVERAGE																																																																																					



		9																																																																																																															
Mode		Band Edge																																																																																																															
		U-NII-2C_5.47-5.725_802.11a_CH140_5700MHz																																																																																																															
Pol.		Vertical					Fundamental																																																																																																										
<b>Peak</b>																																																																																																																	
	<table border="1"> <thead> <tr> <th>Limit</th> <th>Read</th> <th>Ant</th> <th>Cable</th> <th>Preamp</th> <th>Aux</th> <th>APos</th> <th>TPos</th> <th colspan="3">Remark</th> </tr> <tr> <th>Freq</th> <th>Level</th> <th>Line</th> <th>Margin</th> <th>Level</th> <th>Factor</th> <th>Loss</th> <th>Factor</th> <th>Factor</th> <th>cm</th> <th>deg</th> <th>Remark</th> </tr> <tr> <th>MHz</th> <th>dBuV/m</th> <th>dBuV/m</th> <th>dB</th> <th>dBuV</th> <th>dB/m</th> <th>dB</th> <th>dB</th> <th>dB</th> <th>cm</th> <th>deg</th> <th>Remark</th> </tr> </thead> <tbody> <tr> <td>1</td> <td>5726.13</td> <td>56.14</td> <td>68.30</td> <td>-12.16</td> <td>43.29</td> <td>34.53</td> <td>10.35</td> <td>32.03</td> <td>0.00</td> <td>353</td> <td>277 PEAK</td> </tr> </tbody> </table>										Limit	Read	Ant	Cable	Preamp	Aux	APos	TPos	Remark			Freq	Level	Line	Margin	Level	Factor	Loss	Factor	Factor	cm	deg	Remark	MHz	dBuV/m	dBuV/m	dB	dBuV	dB/m	dB	dB	dB	cm	deg	Remark	1	5726.13	56.14	68.30	-12.16	43.29	34.53	10.35	32.03	0.00	353	277 PEAK	<table border="1"> <thead> <tr> <th>Limit</th> <th>Read</th> <th>Ant</th> <th>Cable</th> <th>Preamp</th> <th>Aux</th> <th>APos</th> <th>TPos</th> <th colspan="3">Remark</th> </tr> <tr> <th>Freq</th> <th>Level</th> <th>Line</th> <th>Margin</th> <th>Level</th> <th>Factor</th> <th>Loss</th> <th>Factor</th> <th>Factor</th> <th>cm</th> <th>deg</th> <th>Remark</th> </tr> <tr> <th>MHz</th> <th>dBuV/m</th> <th>dBuV/m</th> <th>dB</th> <th>dBuV</th> <th>dB/m</th> <th>dB</th> <th>dB</th> <th>dB</th> <th>cm</th> <th>deg</th> <th>Remark</th> </tr> </thead> <tbody> <tr> <td>1</td> <td>5700.00</td> <td>105.94</td> <td>-----</td> <td>-----</td> <td>93.16</td> <td>34.51</td> <td>10.32</td> <td>32.05</td> <td>0.00</td> <td>353</td> <td>277 PEAK</td> </tr> </tbody> </table>										Limit	Read	Ant	Cable	Preamp	Aux	APos	TPos	Remark			Freq	Level	Line	Margin	Level	Factor	Loss	Factor	Factor	cm	deg	Remark	MHz	dBuV/m	dBuV/m	dB	dBuV	dB/m	dB	dB	dB	cm	deg	Remark	1	5700.00	105.94	-----	-----	93.16	34.51	10.32	32.05	0.00	353
Limit	Read	Ant	Cable	Preamp	Aux	APos	TPos	Remark																																																																																																									
Freq	Level	Line	Margin	Level	Factor	Loss	Factor	Factor	cm	deg	Remark																																																																																																						
MHz	dBuV/m	dBuV/m	dB	dBuV	dB/m	dB	dB	dB	cm	deg	Remark																																																																																																						
1	5726.13	56.14	68.30	-12.16	43.29	34.53	10.35	32.03	0.00	353	277 PEAK																																																																																																						
Limit	Read	Ant	Cable	Preamp	Aux	APos	TPos	Remark																																																																																																									
Freq	Level	Line	Margin	Level	Factor	Loss	Factor	Factor	cm	deg	Remark																																																																																																						
MHz	dBuV/m	dBuV/m	dB	dBuV	dB/m	dB	dB	dB	cm	deg	Remark																																																																																																						
1	5700.00	105.94	-----	-----	93.16	34.51	10.32	32.05	0.00	353	277 PEAK																																																																																																						
<b>Avg</b>	<b>Blank</b>																																																																																																																
											<table border="1"> <thead> <tr> <th>Limit</th> <th>Read</th> <th>Ant</th> <th>Cable</th> <th>Preamp</th> <th>Aux</th> <th>APos</th> <th>TPos</th> <th colspan="3">Remark</th> </tr> <tr> <th>Freq</th> <th>Level</th> <th>Line</th> <th>Margin</th> <th>Level</th> <th>Factor</th> <th>Loss</th> <th>Factor</th> <th>Factor</th> <th>cm</th> <th>deg</th> <th>Remark</th> </tr> <tr> <th>MHz</th> <th>dBuV/m</th> <th>dBuV/m</th> <th>dB</th> <th>dBuV</th> <th>dB/m</th> <th>dB</th> <th>dB</th> <th>dB</th> <th>cm</th> <th>deg</th> <th>Remark</th> </tr> </thead> <tbody> <tr> <td>1</td> <td>5700.00</td> <td>97.05</td> <td>-----</td> <td>-----</td> <td>84.26</td> <td>34.51</td> <td>10.33</td> <td>32.05</td> <td>0.00</td> <td>353</td> <td>277 AVERAGE</td> </tr> </tbody> </table>										Limit	Read	Ant	Cable	Preamp	Aux	APos	TPos	Remark			Freq	Level	Line	Margin	Level	Factor	Loss	Factor	Factor	cm	deg	Remark	MHz	dBuV/m	dBuV/m	dB	dBuV	dB/m	dB	dB	dB	cm	deg	Remark	1	5700.00	97.05	-----	-----	84.26	34.51	10.33	32.05	0.00	353	277 AVERAGE																																														
Limit	Read	Ant	Cable	Preamp	Aux	APos	TPos	Remark																																																																																																									
Freq	Level	Line	Margin	Level	Factor	Loss	Factor	Factor	cm	deg	Remark																																																																																																						
MHz	dBuV/m	dBuV/m	dB	dBuV	dB/m	dB	dB	dB	cm	deg	Remark																																																																																																						
1	5700.00	97.05	-----	-----	84.26	34.51	10.33	32.05	0.00	353	277 AVERAGE																																																																																																						



Mode	9																																																																										
	Harmonic																																																																										
	U-NII-2C_5.47-5.725_802.11a_CH140_5700MHz																																																																										
Pol.	Horizontal	Vertical																																																																									
Peak Avg																																																																											
	<table border="1"> <thead> <tr> <th>Limit</th> <th>Read</th> <th>Ant</th> <th>Cable</th> <th>Preamp</th> <th>Aux</th> <th>APos</th> <th>TPos</th> <th>Remark</th> </tr> <tr> <th>Freq</th> <th>Level</th> <th>Line</th> <th>Margin</th> <th>Level</th> <th>Factor</th> <th>Loss</th> <th>Factor</th> <th>Factor</th> </tr> <tr> <th>MHz</th> <th>dBuV/m</th> <th>dBuV/m</th> <th>dB</th> <th>dBuV</th> <th>dB/m</th> <th>dB</th> <th>dB</th> <th>dB</th> </tr> </thead> <tbody> <tr> <td>1 11400.00</td> <td>46.40</td> <td>74.00</td> <td>-27.60</td> <td>54.86</td> <td>38.24</td> <td>14.85</td> <td>61.55</td> <td>0.00</td> <td>--- --- PEAK</td> </tr> </tbody> </table>	Limit	Read	Ant	Cable	Preamp	Aux	APos	TPos	Remark	Freq	Level	Line	Margin	Level	Factor	Loss	Factor	Factor	MHz	dBuV/m	dBuV/m	dB	dBuV	dB/m	dB	dB	dB	1 11400.00	46.40	74.00	-27.60	54.86	38.24	14.85	61.55	0.00	--- --- PEAK	<table border="1"> <thead> <tr> <th>Limit</th> <th>Read</th> <th>Ant</th> <th>Cable</th> <th>Preamp</th> <th>Aux</th> <th>APos</th> <th>TPos</th> <th>Remark</th> </tr> <tr> <th>Freq</th> <th>Level</th> <th>Line</th> <th>Margin</th> <th>Level</th> <th>Factor</th> <th>Loss</th> <th>Factor</th> <th>Factor</th> </tr> <tr> <th>MHz</th> <th>dBuV/m</th> <th>dBuV/m</th> <th>dB</th> <th>dBuV</th> <th>dB/m</th> <th>dB</th> <th>dB</th> <th>dB</th> </tr> </thead> <tbody> <tr> <td>1 11400.00</td> <td>46.41</td> <td>74.00</td> <td>-27.59</td> <td>54.87</td> <td>38.24</td> <td>14.85</td> <td>61.55</td> <td>0.00</td> <td>--- --- PEAK</td> </tr> </tbody> </table>	Limit	Read	Ant	Cable	Preamp	Aux	APos	TPos	Remark	Freq	Level	Line	Margin	Level	Factor	Loss	Factor	Factor	MHz	dBuV/m	dBuV/m	dB	dBuV	dB/m	dB	dB	dB	1 11400.00	46.41	74.00	-27.59	54.87	38.24	14.85	61.55	0.00
Limit	Read	Ant	Cable	Preamp	Aux	APos	TPos	Remark																																																																			
Freq	Level	Line	Margin	Level	Factor	Loss	Factor	Factor																																																																			
MHz	dBuV/m	dBuV/m	dB	dBuV	dB/m	dB	dB	dB																																																																			
1 11400.00	46.40	74.00	-27.60	54.86	38.24	14.85	61.55	0.00	--- --- PEAK																																																																		
Limit	Read	Ant	Cable	Preamp	Aux	APos	TPos	Remark																																																																			
Freq	Level	Line	Margin	Level	Factor	Loss	Factor	Factor																																																																			
MHz	dBuV/m	dBuV/m	dB	dBuV	dB/m	dB	dB	dB																																																																			
1 11400.00	46.41	74.00	-27.59	54.87	38.24	14.85	61.55	0.00	--- --- PEAK																																																																		



		10																																																																																								
Mode	Band Edge																																																																																									
	U-NII-1_5.15-5.25_802.11ac VHT20_CH36_5180MHz																																																																																									
Pol.	Horizontal	Fundamental																																																																																								
Peak																																																																																										
	<table border="1"> <thead> <tr> <th></th> <th>Limit</th> <th>Read</th> <th>Ant</th> <th>Cable</th> <th>Preamp</th> <th>Aux</th> <th>APos</th> <th>TPos</th> <th></th> </tr> <tr> <th>Freq</th> <th>Level</th> <th>Line Margin</th> <th>Level Factor</th> <th>Loss Factor</th> <th>Loss Factor</th> <th>Factor</th> <th></th> <th></th> <th>Remark</th> </tr> <tr> <th></th> <th>MHz</th> <th>dBuV/m</th> <th>dBuV/m</th> <th>dB</th> <th>dBuV</th> <th>dB/m</th> <th>dB</th> <th>dB</th> <th>cm</th> <th>deg</th> </tr> </thead> <tbody> <tr> <td>1</td> <td>5131.40</td> <td>55.90</td> <td>74.00</td> <td>-18.10</td> <td>43.82</td> <td>34.10</td> <td>9.77</td> <td>31.79</td> <td>0.00</td> <td>145</td> <td>179</td> <td>PEAK</td> </tr> </tbody> </table>		Limit	Read	Ant	Cable	Preamp	Aux	APos	TPos		Freq	Level	Line Margin	Level Factor	Loss Factor	Loss Factor	Factor			Remark		MHz	dBuV/m	dBuV/m	dB	dBuV	dB/m	dB	dB	cm	deg	1	5131.40	55.90	74.00	-18.10	43.82	34.10	9.77	31.79	0.00	145	179	PEAK	<table border="1"> <thead> <tr> <th></th> <th>Limit</th> <th>Read</th> <th>Ant</th> <th>Cable</th> <th>Preamp</th> <th>Aux</th> <th>APos</th> <th>TPos</th> <th></th> </tr> <tr> <th>Freq</th> <th>Level</th> <th>Line Margin</th> <th>Level Factor</th> <th>Loss Factor</th> <th>Loss Factor</th> <th>Factor</th> <th></th> <th></th> <th>Remark</th> </tr> <tr> <th></th> <th>MHz</th> <th>dBuV/m</th> <th>dBuV/m</th> <th>dB</th> <th>dBuV</th> <th>dB/m</th> <th>dB</th> <th>dB</th> <th>cm</th> <th>deg</th> </tr> </thead> <tbody> <tr> <td>1</td> <td>5180.00</td> <td>106.74</td> <td>-----</td> <td>-----</td> <td>94.65</td> <td>34.10</td> <td>9.81</td> <td>31.82</td> <td>0.00</td> <td>145</td> <td>179</td> <td>PEAK</td> </tr> </tbody> </table>			Limit	Read	Ant	Cable	Preamp	Aux	APos	TPos		Freq	Level	Line Margin	Level Factor	Loss Factor	Loss Factor	Factor			Remark		MHz	dBuV/m	dBuV/m	dB	dBuV	dB/m	dB	dB	cm	deg	1	5180.00	106.74	-----	-----	94.65	34.10	9.81	31.82	0.00	145	179
	Limit	Read	Ant	Cable	Preamp	Aux	APos	TPos																																																																																		
Freq	Level	Line Margin	Level Factor	Loss Factor	Loss Factor	Factor			Remark																																																																																	
	MHz	dBuV/m	dBuV/m	dB	dBuV	dB/m	dB	dB	cm	deg																																																																																
1	5131.40	55.90	74.00	-18.10	43.82	34.10	9.77	31.79	0.00	145	179	PEAK																																																																														
	Limit	Read	Ant	Cable	Preamp	Aux	APos	TPos																																																																																		
Freq	Level	Line Margin	Level Factor	Loss Factor	Loss Factor	Factor			Remark																																																																																	
	MHz	dBuV/m	dBuV/m	dB	dBuV	dB/m	dB	dB	cm	deg																																																																																
1	5180.00	106.74	-----	-----	94.65	34.10	9.81	31.82	0.00	145	179	PEAK																																																																														
Avg																																																																																										
	<table border="1"> <thead> <tr> <th></th> <th>Limit</th> <th>Read</th> <th>Ant</th> <th>Cable</th> <th>Preamp</th> <th>Aux</th> <th>APos</th> <th>TPos</th> <th></th> </tr> <tr> <th>Freq</th> <th>Level</th> <th>Line Margin</th> <th>Level Factor</th> <th>Loss Factor</th> <th>Loss Factor</th> <th>Factor</th> <th></th> <th></th> <th>Remark</th> </tr> <tr> <th></th> <th>MHz</th> <th>dBuV/m</th> <th>dBuV/m</th> <th>dB</th> <th>dBuV</th> <th>dB/m</th> <th>dB</th> <th>dB</th> <th>cm</th> <th>deg</th> </tr> </thead> <tbody> <tr> <td>1</td> <td>5141.60</td> <td>45.07</td> <td>54.00</td> <td>-8.93</td> <td>32.99</td> <td>34.10</td> <td>9.78</td> <td>31.00</td> <td>0.00</td> <td>145</td> <td>179</td> <td>AVERAGE</td> </tr> </tbody> </table>		Limit	Read	Ant	Cable	Preamp	Aux	APos	TPos		Freq	Level	Line Margin	Level Factor	Loss Factor	Loss Factor	Factor			Remark		MHz	dBuV/m	dBuV/m	dB	dBuV	dB/m	dB	dB	cm	deg	1	5141.60	45.07	54.00	-8.93	32.99	34.10	9.78	31.00	0.00	145	179	AVERAGE	<table border="1"> <thead> <tr> <th></th> <th>Limit</th> <th>Read</th> <th>Ant</th> <th>Cable</th> <th>Preamp</th> <th>Aux</th> <th>APos</th> <th>TPos</th> <th></th> </tr> <tr> <th>Freq</th> <th>Level</th> <th>Line Margin</th> <th>Level Factor</th> <th>Loss Factor</th> <th>Loss Factor</th> <th>Factor</th> <th></th> <th></th> <th>Remark</th> </tr> <tr> <th></th> <th>MHz</th> <th>dBuV/m</th> <th>dBuV/m</th> <th>dB</th> <th>dBuV</th> <th>dB/m</th> <th>dB</th> <th>dB</th> <th>cm</th> <th>deg</th> </tr> </thead> <tbody> <tr> <td>1</td> <td>5180.00</td> <td>99.02</td> <td>-----</td> <td>-----</td> <td>86.93</td> <td>34.10</td> <td>9.81</td> <td>31.82</td> <td>0.00</td> <td>145</td> <td>179</td> <td>AVERAGE</td> </tr> </tbody> </table>			Limit	Read	Ant	Cable	Preamp	Aux	APos	TPos		Freq	Level	Line Margin	Level Factor	Loss Factor	Loss Factor	Factor			Remark		MHz	dBuV/m	dBuV/m	dB	dBuV	dB/m	dB	dB	cm	deg	1	5180.00	99.02	-----	-----	86.93	34.10	9.81	31.82	0.00	145	179
	Limit	Read	Ant	Cable	Preamp	Aux	APos	TPos																																																																																		
Freq	Level	Line Margin	Level Factor	Loss Factor	Loss Factor	Factor			Remark																																																																																	
	MHz	dBuV/m	dBuV/m	dB	dBuV	dB/m	dB	dB	cm	deg																																																																																
1	5141.60	45.07	54.00	-8.93	32.99	34.10	9.78	31.00	0.00	145	179	AVERAGE																																																																														
	Limit	Read	Ant	Cable	Preamp	Aux	APos	TPos																																																																																		
Freq	Level	Line Margin	Level Factor	Loss Factor	Loss Factor	Factor			Remark																																																																																	
	MHz	dBuV/m	dBuV/m	dB	dBuV	dB/m	dB	dB	cm	deg																																																																																
1	5180.00	99.02	-----	-----	86.93	34.10	9.81	31.82	0.00	145	179	AVERAGE																																																																														





		10																																																																																		
Mode	Band Edge																																																																																			
	U-NII-1_5.15-5.25_802.11ac VHT20_CH36_5180MHz																																																																																			
Pol.	Vertical	Fundamental																																																																																		
Peak	<table border="1"> <thead> <tr> <th>Limit</th> <th>Read</th> <th>Ant</th> <th>Cable</th> <th>Preamp</th> <th>Aux</th> <th>APos</th> <th>TPos</th> <th>Remark</th> </tr> <tr> <th>Freq</th> <th>Level</th> <th>Level</th> <th>Factor</th> <th>Loss</th> <th>Factor</th> <th>Factor</th> <th>Factor</th> <th></th> </tr> <tr> <th>MHz</th> <th>dBuV/m</th> <th>dBuV/m</th> <th>dB</th> <th>dBuV</th> <th>dB/m</th> <th>dB</th> <th>dB</th> <th>cm</th> <th>deg</th> </tr> </thead> <tbody> <tr> <td>1</td> <td>5128.20</td> <td>55.47</td> <td>74.00</td> <td>-18.53</td> <td>43.39</td> <td>34.10</td> <td>9.77</td> <td>31.79</td> <td>0.00</td> <td>341</td> <td>222</td> <td>PEAK</td> </tr> </tbody> </table>	Limit	Read	Ant	Cable	Preamp	Aux	APos	TPos	Remark	Freq	Level	Level	Factor	Loss	Factor	Factor	Factor		MHz	dBuV/m	dBuV/m	dB	dBuV	dB/m	dB	dB	cm	deg	1	5128.20	55.47	74.00	-18.53	43.39	34.10	9.77	31.79	0.00	341	222	PEAK	<table border="1"> <thead> <tr> <th>Limit</th> <th>Read</th> <th>Ant</th> <th>Cable</th> <th>Preamp</th> <th>Aux</th> <th>APos</th> <th>TPos</th> <th>Remark</th> </tr> <tr> <th>Freq</th> <th>Level</th> <th>Level</th> <th>Factor</th> <th>Loss</th> <th>Factor</th> <th>Factor</th> <th>Factor</th> <th></th> </tr> <tr> <th>MHz</th> <th>dBuV/m</th> <th>dBuV/m</th> <th>dB</th> <th>dBuV</th> <th>dB/m</th> <th>dB</th> <th>dB</th> <th>cm</th> <th>deg</th> </tr> </thead> <tbody> <tr> <td>1</td> <td>5180.00</td> <td>101.61</td> <td>-----</td> <td>-----</td> <td>89.52</td> <td>34.10</td> <td>9.81</td> <td>31.82</td> <td>0.00</td> <td>341</td> <td>222</td> <td>PEAK</td> </tr> </tbody> </table>	Limit	Read	Ant	Cable	Preamp	Aux	APos	TPos	Remark	Freq	Level	Level	Factor	Loss	Factor	Factor	Factor		MHz	dBuV/m	dBuV/m	dB	dBuV	dB/m	dB	dB	cm	deg	1	5180.00	101.61	-----	-----	89.52	34.10	9.81	31.82	0.00	341	222	PEAK
	Limit	Read	Ant	Cable	Preamp	Aux	APos	TPos	Remark																																																																											
Freq	Level	Level	Factor	Loss	Factor	Factor	Factor																																																																													
MHz	dBuV/m	dBuV/m	dB	dBuV	dB/m	dB	dB	cm	deg																																																																											
1	5128.20	55.47	74.00	-18.53	43.39	34.10	9.77	31.79	0.00	341	222	PEAK																																																																								
Limit	Read	Ant	Cable	Preamp	Aux	APos	TPos	Remark																																																																												
Freq	Level	Level	Factor	Loss	Factor	Factor	Factor																																																																													
MHz	dBuV/m	dBuV/m	dB	dBuV	dB/m	dB	dB	cm	deg																																																																											
1	5180.00	101.61	-----	-----	89.52	34.10	9.81	31.82	0.00	341	222	PEAK																																																																								
Avg	<table border="1"> <thead> <tr> <th>Limit</th> <th>Read</th> <th>Ant</th> <th>Cable</th> <th>Preamp</th> <th>Aux</th> <th>APos</th> <th>TPos</th> <th>Remark</th> </tr> <tr> <th>Freq</th> <th>Level</th> <th>Level</th> <th>Factor</th> <th>Loss</th> <th>Factor</th> <th>Factor</th> <th>Factor</th> <th></th> </tr> <tr> <th>MHz</th> <th>dBuV/m</th> <th>dBuV/m</th> <th>dB</th> <th>dBuV</th> <th>dB/m</th> <th>dB</th> <th>dB</th> <th>cm</th> <th>deg</th> </tr> </thead> <tbody> <tr> <td>1</td> <td>5143.00</td> <td>43.92</td> <td>54.00</td> <td>-10.08</td> <td>31.84</td> <td>34.10</td> <td>9.78</td> <td>31.00</td> <td>0.00</td> <td>341</td> <td>222</td> <td>AVERAGE</td> </tr> </tbody> </table>	Limit	Read	Ant	Cable	Preamp	Aux	APos	TPos	Remark	Freq	Level	Level	Factor	Loss	Factor	Factor	Factor		MHz	dBuV/m	dBuV/m	dB	dBuV	dB/m	dB	dB	cm	deg	1	5143.00	43.92	54.00	-10.08	31.84	34.10	9.78	31.00	0.00	341	222	AVERAGE	<table border="1"> <thead> <tr> <th>Limit</th> <th>Read</th> <th>Ant</th> <th>Cable</th> <th>Preamp</th> <th>Aux</th> <th>APos</th> <th>TPos</th> <th>Remark</th> </tr> <tr> <th>Freq</th> <th>Level</th> <th>Level</th> <th>Factor</th> <th>Loss</th> <th>Factor</th> <th>Factor</th> <th>Factor</th> <th></th> </tr> <tr> <th>MHz</th> <th>dBuV/m</th> <th>dBuV/m</th> <th>dB</th> <th>dBuV</th> <th>dB/m</th> <th>dB</th> <th>dB</th> <th>cm</th> <th>deg</th> </tr> </thead> <tbody> <tr> <td>1</td> <td>5180.00</td> <td>93.71</td> <td>-----</td> <td>-----</td> <td>81.62</td> <td>34.10</td> <td>9.81</td> <td>31.82</td> <td>0.00</td> <td>341</td> <td>222</td> <td>AVERAGE</td> </tr> </tbody> </table>	Limit	Read	Ant	Cable	Preamp	Aux	APos	TPos	Remark	Freq	Level	Level	Factor	Loss	Factor	Factor	Factor		MHz	dBuV/m	dBuV/m	dB	dBuV	dB/m	dB	dB	cm	deg	1	5180.00	93.71	-----	-----	81.62	34.10	9.81	31.82	0.00	341	222	AVERAGE
Limit	Read	Ant	Cable	Preamp	Aux	APos	TPos	Remark																																																																												
Freq	Level	Level	Factor	Loss	Factor	Factor	Factor																																																																													
MHz	dBuV/m	dBuV/m	dB	dBuV	dB/m	dB	dB	cm	deg																																																																											
1	5143.00	43.92	54.00	-10.08	31.84	34.10	9.78	31.00	0.00	341	222	AVERAGE																																																																								
Limit	Read	Ant	Cable	Preamp	Aux	APos	TPos	Remark																																																																												
Freq	Level	Level	Factor	Loss	Factor	Factor	Factor																																																																													
MHz	dBuV/m	dBuV/m	dB	dBuV	dB/m	dB	dB	cm	deg																																																																											
1	5180.00	93.71	-----	-----	81.62	34.10	9.81	31.82	0.00	341	222	AVERAGE																																																																								



Mode	10																																																																											
	Harmonic																																																																											
	U-NII-1_5.15-5.25_802.11ac VHT20_CH36_5180MHz																																																																											
Pol.	Horizontal	Vertical																																																																										
Peak Avg	<table border="1"> <thead> <tr> <th>Limit</th> <th>Read</th> <th>Ant</th> <th>Cable</th> <th>Preamp</th> <th>Aux</th> <th>APos</th> <th>TPos</th> <th>Remark</th> </tr> <tr> <th>Freq</th> <th>Level</th> <th>Line</th> <th>Margin</th> <th>Level</th> <th>Factor</th> <th>Loss</th> <th>Factor</th> <th>Factor</th> </tr> <tr> <th>MHz</th> <th>dBuV/m</th> <th>dBuV/m</th> <th>dB</th> <th>dBuV</th> <th>dB/m</th> <th>dB</th> <th>dB</th> <th>dB</th> </tr> </thead> <tbody> <tr> <td>1 10360.00</td> <td>45.56</td> <td>68.30</td> <td>-22.74</td> <td>55.67</td> <td>37.64</td> <td>14.13</td> <td>61.88</td> <td>0.00</td> <td>--- PEAK</td> </tr> </tbody> </table>	Limit	Read	Ant	Cable	Preamp	Aux	APos	TPos	Remark	Freq	Level	Line	Margin	Level	Factor	Loss	Factor	Factor	MHz	dBuV/m	dBuV/m	dB	dBuV	dB/m	dB	dB	dB	1 10360.00	45.56	68.30	-22.74	55.67	37.64	14.13	61.88	0.00	--- PEAK	<table border="1"> <thead> <tr> <th>Limit</th> <th>Read</th> <th>Ant</th> <th>Cable</th> <th>Preamp</th> <th>Aux</th> <th>APos</th> <th>TPos</th> <th>Remark</th> </tr> <tr> <th>Freq</th> <th>Level</th> <th>Line</th> <th>Margin</th> <th>Level</th> <th>Factor</th> <th>Loss</th> <th>Factor</th> <th>Factor</th> </tr> <tr> <th>MHz</th> <th>dBuV/m</th> <th>dBuV/m</th> <th>dB</th> <th>dBuV</th> <th>dB/m</th> <th>dB</th> <th>dB</th> <th>dB</th> </tr> </thead> <tbody> <tr> <td>1 10360.00</td> <td>45.35</td> <td>68.30</td> <td>-22.95</td> <td>55.46</td> <td>37.64</td> <td>14.13</td> <td>61.88</td> <td>0.00</td> <td>--- PEAK</td> </tr> </tbody> </table>	Limit	Read	Ant	Cable	Preamp	Aux	APos	TPos	Remark	Freq	Level	Line	Margin	Level	Factor	Loss	Factor	Factor	MHz	dBuV/m	dBuV/m	dB	dBuV	dB/m	dB	dB	dB	1 10360.00	45.35	68.30	-22.95	55.46	37.64	14.13	61.88	0.00	--- PEAK
Limit	Read	Ant	Cable	Preamp	Aux	APos	TPos	Remark																																																																				
Freq	Level	Line	Margin	Level	Factor	Loss	Factor	Factor																																																																				
MHz	dBuV/m	dBuV/m	dB	dBuV	dB/m	dB	dB	dB																																																																				
1 10360.00	45.56	68.30	-22.74	55.67	37.64	14.13	61.88	0.00	--- PEAK																																																																			
Limit	Read	Ant	Cable	Preamp	Aux	APos	TPos	Remark																																																																				
Freq	Level	Line	Margin	Level	Factor	Loss	Factor	Factor																																																																				
MHz	dBuV/m	dBuV/m	dB	dBuV	dB/m	dB	dB	dB																																																																				
1 10360.00	45.35	68.30	-22.95	55.46	37.64	14.13	61.88	0.00	--- PEAK																																																																			



Mode	11																																																																											
	Harmonic																																																																											
	U-NII-1_5.15-5.25_802.11ac VHT20_CH44_5220MHz																																																																											
Pol.	Horizontal	Vertical																																																																										
Peak Avg	<table border="1"> <thead> <tr> <th>Limit</th> <th>Read</th> <th>Ant</th> <th>Cable</th> <th>Preamp</th> <th>Aux</th> <th>APos</th> <th>TPos</th> <th>Remark</th> </tr> <tr> <th>Freq</th> <th>Level</th> <th>Line</th> <th>Margin</th> <th>Level</th> <th>Factor</th> <th>Loss</th> <th>Factor</th> <th>Factor</th> </tr> <tr> <th>MHz</th> <th>dBuV/m</th> <th>dBuV/m</th> <th>dB</th> <th>dBuV</th> <th>dB/m</th> <th>dB</th> <th>dB</th> <th>dB</th> </tr> </thead> <tbody> <tr> <td>1 10440.00</td> <td>45.84</td> <td>68.30</td> <td>-22.46</td> <td>55.71</td> <td>37.68</td> <td>14.18</td> <td>61.73</td> <td>0.00</td> <td>--- PEAK</td> </tr> </tbody> </table>	Limit	Read	Ant	Cable	Preamp	Aux	APos	TPos	Remark	Freq	Level	Line	Margin	Level	Factor	Loss	Factor	Factor	MHz	dBuV/m	dBuV/m	dB	dBuV	dB/m	dB	dB	dB	1 10440.00	45.84	68.30	-22.46	55.71	37.68	14.18	61.73	0.00	--- PEAK	<table border="1"> <thead> <tr> <th>Limit</th> <th>Read</th> <th>Ant</th> <th>Cable</th> <th>Preamp</th> <th>Aux</th> <th>APos</th> <th>TPos</th> <th>Remark</th> </tr> <tr> <th>Freq</th> <th>Level</th> <th>Line</th> <th>Margin</th> <th>Level</th> <th>Factor</th> <th>Loss</th> <th>Factor</th> <th>Factor</th> </tr> <tr> <th>MHz</th> <th>dBuV/m</th> <th>dBuV/m</th> <th>dB</th> <th>dBuV</th> <th>dB/m</th> <th>dB</th> <th>dB</th> <th>dB</th> </tr> </thead> <tbody> <tr> <td>1 10440.00</td> <td>45.59</td> <td>68.30</td> <td>-22.71</td> <td>55.46</td> <td>37.68</td> <td>14.18</td> <td>61.73</td> <td>0.00</td> <td>--- PEAK</td> </tr> </tbody> </table>	Limit	Read	Ant	Cable	Preamp	Aux	APos	TPos	Remark	Freq	Level	Line	Margin	Level	Factor	Loss	Factor	Factor	MHz	dBuV/m	dBuV/m	dB	dBuV	dB/m	dB	dB	dB	1 10440.00	45.59	68.30	-22.71	55.46	37.68	14.18	61.73	0.00	--- PEAK
Limit	Read	Ant	Cable	Preamp	Aux	APos	TPos	Remark																																																																				
Freq	Level	Line	Margin	Level	Factor	Loss	Factor	Factor																																																																				
MHz	dBuV/m	dBuV/m	dB	dBuV	dB/m	dB	dB	dB																																																																				
1 10440.00	45.84	68.30	-22.46	55.71	37.68	14.18	61.73	0.00	--- PEAK																																																																			
Limit	Read	Ant	Cable	Preamp	Aux	APos	TPos	Remark																																																																				
Freq	Level	Line	Margin	Level	Factor	Loss	Factor	Factor																																																																				
MHz	dBuV/m	dBuV/m	dB	dBuV	dB/m	dB	dB	dB																																																																				
1 10440.00	45.59	68.30	-22.71	55.46	37.68	14.18	61.73	0.00	--- PEAK																																																																			



Mode	12																																																																																	
	Harmonic																																																																																	
	U-NII-1_5.15-5.25_802.11ac VHT20_CH48_5240MHz																																																																																	
Pol.	Horizontal	Vertical																																																																																
Peak Avg	<table border="1"> <thead> <tr> <th>Limit</th> <th>Read</th> <th>Ant</th> <th>Cable</th> <th>Preamp</th> <th>Aux</th> <th>APos</th> <th>TPos</th> <th>Remark</th> </tr> <tr> <th>Freq</th> <th>Level</th> <th>Line</th> <th>Margin</th> <th>Level</th> <th>Factor</th> <th>Loss</th> <th>Factor</th> <th>Factor</th> </tr> <tr> <th>MHz</th> <th>dBuV/m</th> <th>dBuV/m</th> <th>dB</th> <th>dBuV</th> <th>dB/m</th> <th>dB</th> <th>dB</th> <th>dB</th> </tr> </thead> <tbody> <tr> <td>1</td> <td>10480.00</td> <td>45.23</td> <td>68.30</td> <td>-23.07</td> <td>54.99</td> <td>37.69</td> <td>14.21</td> <td>61.66</td> <td>0.00</td> <td>---</td> <td>---</td> <td>PEAK</td> </tr> </tbody> </table>	Limit	Read	Ant	Cable	Preamp	Aux	APos	TPos	Remark	Freq	Level	Line	Margin	Level	Factor	Loss	Factor	Factor	MHz	dBuV/m	dBuV/m	dB	dBuV	dB/m	dB	dB	dB	1	10480.00	45.23	68.30	-23.07	54.99	37.69	14.21	61.66	0.00	---	---	PEAK	<table border="1"> <thead> <tr> <th>Limit</th> <th>Read</th> <th>Ant</th> <th>Cable</th> <th>Preamp</th> <th>Aux</th> <th>APos</th> <th>TPos</th> <th>Remark</th> </tr> <tr> <th>Freq</th> <th>Level</th> <th>Line</th> <th>Margin</th> <th>Level</th> <th>Factor</th> <th>Loss</th> <th>Factor</th> <th>Factor</th> </tr> <tr> <th>MHz</th> <th>dBuV/m</th> <th>dBuV/m</th> <th>dB</th> <th>dBuV</th> <th>dB/m</th> <th>dB</th> <th>dB</th> <th>dB</th> </tr> </thead> <tbody> <tr> <td>1</td> <td>10480.00</td> <td>45.29</td> <td>68.30</td> <td>-23.01</td> <td>55.05</td> <td>37.69</td> <td>14.21</td> <td>61.66</td> <td>0.00</td> <td>---</td> <td>---</td> <td>PEAK</td> </tr> </tbody> </table>	Limit	Read	Ant	Cable	Preamp	Aux	APos	TPos	Remark	Freq	Level	Line	Margin	Level	Factor	Loss	Factor	Factor	MHz	dBuV/m	dBuV/m	dB	dBuV	dB/m	dB	dB	dB	1	10480.00	45.29	68.30	-23.01	55.05	37.69	14.21	61.66	0.00	---	---	PEAK
Limit	Read	Ant	Cable	Preamp	Aux	APos	TPos	Remark																																																																										
Freq	Level	Line	Margin	Level	Factor	Loss	Factor	Factor																																																																										
MHz	dBuV/m	dBuV/m	dB	dBuV	dB/m	dB	dB	dB																																																																										
1	10480.00	45.23	68.30	-23.07	54.99	37.69	14.21	61.66	0.00	---	---	PEAK																																																																						
Limit	Read	Ant	Cable	Preamp	Aux	APos	TPos	Remark																																																																										
Freq	Level	Line	Margin	Level	Factor	Loss	Factor	Factor																																																																										
MHz	dBuV/m	dBuV/m	dB	dBuV	dB/m	dB	dB	dB																																																																										
1	10480.00	45.29	68.30	-23.01	55.05	37.69	14.21	61.66	0.00	---	---	PEAK																																																																						



Mode	13																																																																																									
	Harmonic																																																																																									
	U-NII-2A_5.25-5.35_802.11ac_VHT20_CH52_5280MHz																																																																																									
Pol.	Horizontal	Vertical																																																																																								
Peak Avg	<table border="1"> <thead> <tr> <th>Freq</th> <th>Level</th> <th>Limit</th> <th>Read</th> <th>Ant</th> <th>Cable</th> <th>Preamp</th> <th>Aux</th> <th>APos</th> <th>TPos</th> <th>Remark</th> </tr> <tr> <th>MHz</th> <th>dBuV/m</th> <th>dBuV/m</th> <th>dB</th> <th>dBuV</th> <th>dB/m</th> <th>dB</th> <th>dB</th> <th>dB</th> <th>cm</th> <th>deg</th> </tr> </thead> <tbody> <tr> <td>1 7022.00</td> <td>53.81</td> <td>68.30</td> <td>-14.49</td> <td>68.63</td> <td>35.70</td> <td>11.51</td> <td>62.03</td> <td>0.00</td> <td>100</td> <td>238 Peak</td> </tr> <tr> <td>2 10520.00</td> <td>44.25</td> <td>68.30</td> <td>-24.05</td> <td>53.92</td> <td>37.71</td> <td>14.24</td> <td>61.62</td> <td>0.00</td> <td>300</td> <td>217 Peak</td> </tr> </tbody> </table>	Freq	Level	Limit	Read	Ant	Cable	Preamp	Aux	APos	TPos	Remark	MHz	dBuV/m	dBuV/m	dB	dBuV	dB/m	dB	dB	dB	cm	deg	1 7022.00	53.81	68.30	-14.49	68.63	35.70	11.51	62.03	0.00	100	238 Peak	2 10520.00	44.25	68.30	-24.05	53.92	37.71	14.24	61.62	0.00	300	217 Peak	<table border="1"> <thead> <tr> <th>Freq</th> <th>Level</th> <th>Limit</th> <th>Read</th> <th>Ant</th> <th>Cable</th> <th>Preamp</th> <th>Aux</th> <th>APos</th> <th>TPos</th> <th>Remark</th> </tr> <tr> <th>MHz</th> <th>dBuV/m</th> <th>dBuV/m</th> <th>dB</th> <th>dBuV</th> <th>dB/m</th> <th>dB</th> <th>dB</th> <th>dB</th> <th>cm</th> <th>deg</th> </tr> </thead> <tbody> <tr> <td>1 7022.00</td> <td>49.77</td> <td>68.30</td> <td>-18.53</td> <td>64.59</td> <td>35.70</td> <td>11.51</td> <td>62.03</td> <td>0.00</td> <td>300</td> <td>251 Peak</td> </tr> <tr> <td>2 10520.00</td> <td>44.77</td> <td>68.30</td> <td>-23.53</td> <td>54.44</td> <td>37.71</td> <td>14.24</td> <td>61.62</td> <td>0.00</td> <td>300</td> <td>274 Peak</td> </tr> </tbody> </table>	Freq	Level	Limit	Read	Ant	Cable	Preamp	Aux	APos	TPos	Remark	MHz	dBuV/m	dBuV/m	dB	dBuV	dB/m	dB	dB	dB	cm	deg	1 7022.00	49.77	68.30	-18.53	64.59	35.70	11.51	62.03	0.00	300	251 Peak	2 10520.00	44.77	68.30	-23.53	54.44	37.71	14.24	61.62	0.00	300	274 Peak
Freq	Level	Limit	Read	Ant	Cable	Preamp	Aux	APos	TPos	Remark																																																																																
MHz	dBuV/m	dBuV/m	dB	dBuV	dB/m	dB	dB	dB	cm	deg																																																																																
1 7022.00	53.81	68.30	-14.49	68.63	35.70	11.51	62.03	0.00	100	238 Peak																																																																																
2 10520.00	44.25	68.30	-24.05	53.92	37.71	14.24	61.62	0.00	300	217 Peak																																																																																
Freq	Level	Limit	Read	Ant	Cable	Preamp	Aux	APos	TPos	Remark																																																																																
MHz	dBuV/m	dBuV/m	dB	dBuV	dB/m	dB	dB	dB	cm	deg																																																																																
1 7022.00	49.77	68.30	-18.53	64.59	35.70	11.51	62.03	0.00	300	251 Peak																																																																																
2 10520.00	44.77	68.30	-23.53	54.44	37.71	14.24	61.62	0.00	300	274 Peak																																																																																

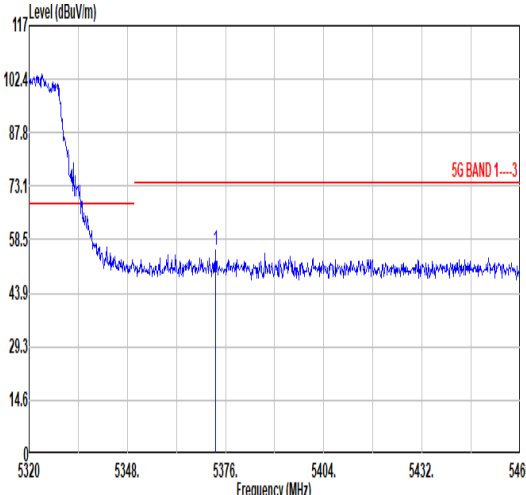
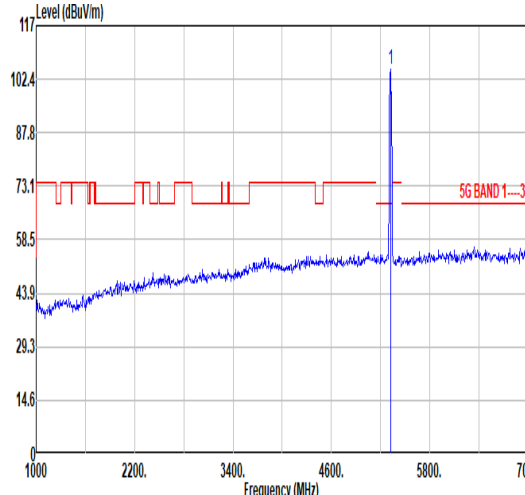
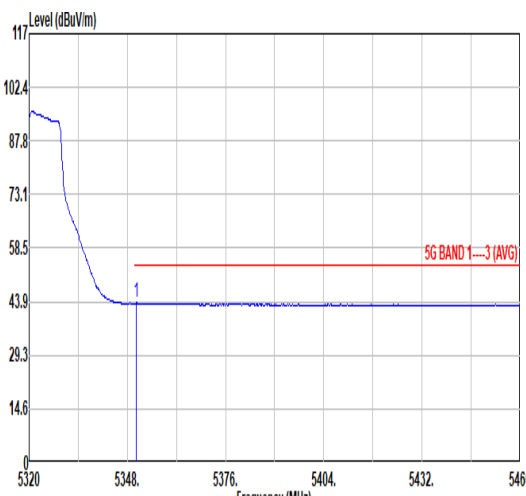
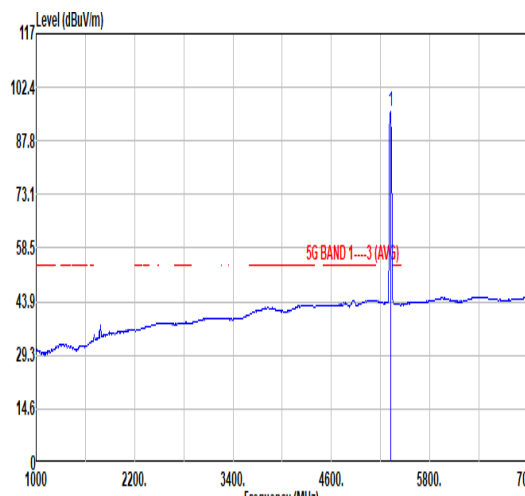


Mode	14																																																																																																															
	Harmonic																																																																																																															
	U-NII-2A_5.25-5.35_802.11ac_VHT20_CH60_5300MHz																																																																																																															
Pol.	Horizontal	Vertical																																																																																																														
Peak Avg	<table border="1"> <thead> <tr> <th>Limit</th> <th>Read</th> <th>Ant</th> <th>Cable</th> <th>Preamp</th> <th>Aux</th> <th>APos</th> <th>TPos</th> <th>Remark</th> </tr> <tr> <th>Freq</th> <th>Level</th> <th>Line</th> <th>Margin</th> <th>Level</th> <th>Factor</th> <th>Loss</th> <th>Factor</th> <th>Factor</th> </tr> <tr> <th>MHz</th> <th>dBuV/m</th> <th>dBuV/m</th> <th>dB</th> <th>dBuV</th> <th>dB/m</th> <th>dB</th> <th>dB</th> <th>dB</th> <th>cm</th> <th>deg</th> </tr> </thead> <tbody> <tr> <td>1</td> <td>7077.00</td> <td>52.73</td> <td>68.30</td> <td>-15.57</td> <td>67.51</td> <td>35.70</td> <td>11.55</td> <td>62.03</td> <td>0.00</td> <td>100</td> <td>240</td> <td>Peak</td> </tr> <tr> <td>2</td> <td>10600.01</td> <td>46.62</td> <td>74.00</td> <td>-27.38</td> <td>56.21</td> <td>37.76</td> <td>14.29</td> <td>61.64</td> <td>0.00</td> <td>---</td> <td>---</td> <td>PEAK</td> </tr> </tbody> </table>	Limit	Read	Ant	Cable	Preamp	Aux	APos	TPos	Remark	Freq	Level	Line	Margin	Level	Factor	Loss	Factor	Factor	MHz	dBuV/m	dBuV/m	dB	dBuV	dB/m	dB	dB	dB	cm	deg	1	7077.00	52.73	68.30	-15.57	67.51	35.70	11.55	62.03	0.00	100	240	Peak	2	10600.01	46.62	74.00	-27.38	56.21	37.76	14.29	61.64	0.00	---	---	PEAK	<table border="1"> <thead> <tr> <th>Limit</th> <th>Read</th> <th>Ant</th> <th>Cable</th> <th>Preamp</th> <th>Aux</th> <th>APos</th> <th>TPos</th> <th>Remark</th> </tr> <tr> <th>Freq</th> <th>Level</th> <th>Line</th> <th>Margin</th> <th>Level</th> <th>Factor</th> <th>Loss</th> <th>Factor</th> <th>Factor</th> </tr> <tr> <th>MHz</th> <th>dBuV/m</th> <th>dBuV/m</th> <th>dB</th> <th>dBuV</th> <th>dB/m</th> <th>dB</th> <th>dB</th> <th>dB</th> <th>cm</th> <th>deg</th> </tr> </thead> <tbody> <tr> <td>1</td> <td>7077.00</td> <td>47.65</td> <td>68.30</td> <td>-20.65</td> <td>62.43</td> <td>35.70</td> <td>11.55</td> <td>62.03</td> <td>0.00</td> <td>100</td> <td>94</td> <td>Peak</td> </tr> <tr> <td>2</td> <td>10600.01</td> <td>46.82</td> <td>74.00</td> <td>-27.18</td> <td>56.41</td> <td>37.76</td> <td>14.29</td> <td>61.64</td> <td>0.00</td> <td>---</td> <td>---</td> <td>PEAK</td> </tr> </tbody> </table>	Limit	Read	Ant	Cable	Preamp	Aux	APos	TPos	Remark	Freq	Level	Line	Margin	Level	Factor	Loss	Factor	Factor	MHz	dBuV/m	dBuV/m	dB	dBuV	dB/m	dB	dB	dB	cm	deg	1	7077.00	47.65	68.30	-20.65	62.43	35.70	11.55	62.03	0.00	100	94	Peak	2	10600.01	46.82	74.00	-27.18	56.41	37.76	14.29	61.64	0.00	---	---	PEAK
	Limit	Read	Ant	Cable	Preamp	Aux	APos	TPos	Remark																																																																																																							
Freq	Level	Line	Margin	Level	Factor	Loss	Factor	Factor																																																																																																								
MHz	dBuV/m	dBuV/m	dB	dBuV	dB/m	dB	dB	dB	cm	deg																																																																																																						
1	7077.00	52.73	68.30	-15.57	67.51	35.70	11.55	62.03	0.00	100	240	Peak																																																																																																				
2	10600.01	46.62	74.00	-27.38	56.21	37.76	14.29	61.64	0.00	---	---	PEAK																																																																																																				
Limit	Read	Ant	Cable	Preamp	Aux	APos	TPos	Remark																																																																																																								
Freq	Level	Line	Margin	Level	Factor	Loss	Factor	Factor																																																																																																								
MHz	dBuV/m	dBuV/m	dB	dBuV	dB/m	dB	dB	dB	cm	deg																																																																																																						
1	7077.00	47.65	68.30	-20.65	62.43	35.70	11.55	62.03	0.00	100	94	Peak																																																																																																				
2	10600.01	46.82	74.00	-27.18	56.41	37.76	14.29	61.64	0.00	---	---	PEAK																																																																																																				



		15																																												
Mode		Band Edge																																												
		U-NII-2A_5.25-5.35_802.11ac_VHT20_CH64_5320MHz																																												
Pol.		Horizontal					Fundamental																																							
Peak	Horizontal	<table border="1"> <thead> <tr> <th>Limit</th> <th>Read</th> <th>Ant</th> <th>Cable</th> <th>Preamp</th> <th>Aux</th> <th>APos</th> <th>TPos</th> <th colspan="3">Remark</th> </tr> <tr> <th>Freq</th> <th>Level</th> <th>Line</th> <th>Margin</th> <th>Level</th> <th>Factor</th> <th>Loss</th> <th>Factor</th> <th>Factor</th> <th>cm</th> <th>deg</th> </tr> </thead> <tbody> <tr> <td>1</td> <td>5350.66</td> <td>55.89</td> <td>74.00</td> <td>-18.11</td> <td>43.25</td> <td>34.65</td> <td>9.91</td> <td>31.92</td> <td>0.00</td> <td>100</td> <td>230</td> <td>PEAK</td> </tr> </tbody> </table>										Limit	Read	Ant	Cable	Preamp	Aux	APos	TPos	Remark			Freq	Level	Line	Margin	Level	Factor	Loss	Factor	Factor	cm	deg	1	5350.66	55.89	74.00	-18.11	43.25	34.65	9.91	31.92	0.00	100	230	PEAK
	Limit	Read	Ant	Cable	Preamp	Aux	APos	TPos	Remark																																					
Freq	Level	Line	Margin	Level	Factor	Loss	Factor	Factor	cm	deg																																				
1	5350.66	55.89	74.00	-18.11	43.25	34.65	9.91	31.92	0.00	100	230	PEAK																																		
Fundamental	<table border="1"> <thead> <tr> <th>Limit</th> <th>Read</th> <th>Ant</th> <th>Cable</th> <th>Preamp</th> <th>Aux</th> <th>APos</th> <th>TPos</th> <th colspan="3">Remark</th> </tr> <tr> <th>Freq</th> <th>Level</th> <th>Line</th> <th>Margin</th> <th>Level</th> <th>Factor</th> <th>Loss</th> <th>Factor</th> <th>Factor</th> <th>cm</th> <th>deg</th> </tr> </thead> <tbody> <tr> <td>1</td> <td>5320.00</td> <td>108.07</td> <td>-----</td> <td>-----</td> <td>95.52</td> <td>34.56</td> <td>9.90</td> <td>31.91</td> <td>0.00</td> <td>100</td> <td>230</td> <td>PEAK</td> </tr> </tbody> </table>										Limit	Read	Ant	Cable	Preamp	Aux	APos	TPos	Remark			Freq	Level	Line	Margin	Level	Factor	Loss	Factor	Factor	cm	deg	1	5320.00	108.07	-----	-----	95.52	34.56	9.90	31.91	0.00	100	230	PEAK	
Limit	Read	Ant	Cable	Preamp	Aux	APos	TPos	Remark																																						
Freq	Level	Line	Margin	Level	Factor	Loss	Factor	Factor	cm	deg																																				
1	5320.00	108.07	-----	-----	95.52	34.56	9.90	31.91	0.00	100	230	PEAK																																		
Avg	Horizontal	<table border="1"> <thead> <tr> <th>Limit</th> <th>Read</th> <th>Ant</th> <th>Cable</th> <th>Preamp</th> <th>Aux</th> <th>APos</th> <th>TPos</th> <th colspan="3">Remark</th> </tr> <tr> <th>Freq</th> <th>Level</th> <th>Line</th> <th>Margin</th> <th>Level</th> <th>Factor</th> <th>Loss</th> <th>Factor</th> <th>Factor</th> <th>cm</th> <th>deg</th> </tr> </thead> <tbody> <tr> <td>1</td> <td>5355.28</td> <td>45.52</td> <td>54.00</td> <td>-8.48</td> <td>32.88</td> <td>34.66</td> <td>9.91</td> <td>31.93</td> <td>0.00</td> <td>100</td> <td>230</td> <td>AVERAGE</td> </tr> </tbody> </table>										Limit	Read	Ant	Cable	Preamp	Aux	APos	TPos	Remark			Freq	Level	Line	Margin	Level	Factor	Loss	Factor	Factor	cm	deg	1	5355.28	45.52	54.00	-8.48	32.88	34.66	9.91	31.93	0.00	100	230	AVERAGE
	Limit	Read	Ant	Cable	Preamp	Aux	APos	TPos	Remark																																					
Freq	Level	Line	Margin	Level	Factor	Loss	Factor	Factor	cm	deg																																				
1	5355.28	45.52	54.00	-8.48	32.88	34.66	9.91	31.93	0.00	100	230	AVERAGE																																		
Fundamental	<table border="1"> <thead> <tr> <th>Limit</th> <th>Read</th> <th>Ant</th> <th>Cable</th> <th>Preamp</th> <th>Aux</th> <th>APos</th> <th>TPos</th> <th colspan="3">Remark</th> </tr> <tr> <th>Freq</th> <th>Level</th> <th>Line</th> <th>Margin</th> <th>Level</th> <th>Factor</th> <th>Loss</th> <th>Factor</th> <th>Factor</th> <th>cm</th> <th>deg</th> </tr> </thead> <tbody> <tr> <td>1</td> <td>5320.00</td> <td>99.49</td> <td>-----</td> <td>-----</td> <td>86.94</td> <td>34.56</td> <td>9.90</td> <td>31.91</td> <td>0.00</td> <td>100</td> <td>230</td> <td>AVERAGE</td> </tr> </tbody> </table>										Limit	Read	Ant	Cable	Preamp	Aux	APos	TPos	Remark			Freq	Level	Line	Margin	Level	Factor	Loss	Factor	Factor	cm	deg	1	5320.00	99.49	-----	-----	86.94	34.56	9.90	31.91	0.00	100	230	AVERAGE	
Limit	Read	Ant	Cable	Preamp	Aux	APos	TPos	Remark																																						
Freq	Level	Line	Margin	Level	Factor	Loss	Factor	Factor	cm	deg																																				
1	5320.00	99.49	-----	-----	86.94	34.56	9.90	31.91	0.00	100	230	AVERAGE																																		



		15																																																																																		
Mode	Band Edge																																																																																			
	U-NII-2A_5.25-5.35_802.11ac_VHT20_CH64_5320MHz																																																																																			
Pol.	Vertical	Fundamental																																																																																		
Peak	 <p>Level (dBuV/m) vs Frequency (MHz) for Vertical. Peak at 5376 MHz. Limit: 73.1 dBuV/m. Read: 58.5 dBuV/m.</p> <table border="1"> <thead> <tr> <th>Limit</th> <th>Read</th> <th>Ant</th> <th>Cable</th> <th>Preamp</th> <th>Aux</th> <th>APos</th> <th>TPos</th> <th>Remark</th> </tr> <tr> <th>Freq</th> <th>Level</th> <th>Level</th> <th>Loss</th> <th>Loss</th> <th>Loss</th> <th>Factor</th> <th>Factor</th> <th></th> </tr> <tr> <th>MHz</th> <th>dBuV/m</th> <th>dBuV/m</th> <th>dB</th> <th>dBuV</th> <th>dB/m</th> <th>dB</th> <th>dB</th> <th>cm</th> <th>deg</th> </tr> </thead> <tbody> <tr> <td>1</td> <td>5373.20</td> <td>55.45</td> <td>74.00</td> <td>-18.55</td> <td>42.76</td> <td>34.71</td> <td>9.92</td> <td>31.94</td> <td>0.00</td> <td>343</td> <td>250</td> <td>PEAK</td> </tr> </tbody> </table>	Limit	Read	Ant	Cable	Preamp	Aux	APos	TPos	Remark	Freq	Level	Level	Loss	Loss	Loss	Factor	Factor		MHz	dBuV/m	dBuV/m	dB	dBuV	dB/m	dB	dB	cm	deg	1	5373.20	55.45	74.00	-18.55	42.76	34.71	9.92	31.94	0.00	343	250	PEAK	 <p>Level (dBuV/m) vs Frequency (MHz) for Fundamental. Peak at 5320 MHz. Limit: 73.1 dBuV/m. Read: 104.99 dBuV/m.</p> <table border="1"> <thead> <tr> <th>Limit</th> <th>Read</th> <th>Ant</th> <th>Cable</th> <th>Preamp</th> <th>Aux</th> <th>APos</th> <th>TPos</th> <th>Remark</th> </tr> <tr> <th>Freq</th> <th>Level</th> <th>Level</th> <th>Loss</th> <th>Loss</th> <th>Loss</th> <th>Factor</th> <th>Factor</th> <th></th> </tr> <tr> <th>MHz</th> <th>dBuV/m</th> <th>dBuV/m</th> <th>dB</th> <th>dBuV</th> <th>dB/m</th> <th>dB</th> <th>dB</th> <th>cm</th> <th>deg</th> </tr> </thead> <tbody> <tr> <td>1</td> <td>5320.00</td> <td>104.99</td> <td>-----</td> <td>-----</td> <td>92.44</td> <td>34.56</td> <td>9.90</td> <td>31.91</td> <td>0.00</td> <td>343</td> <td>250</td> <td>PEAK</td> </tr> </tbody> </table>	Limit	Read	Ant	Cable	Preamp	Aux	APos	TPos	Remark	Freq	Level	Level	Loss	Loss	Loss	Factor	Factor		MHz	dBuV/m	dBuV/m	dB	dBuV	dB/m	dB	dB	cm	deg	1	5320.00	104.99	-----	-----	92.44	34.56	9.90	31.91	0.00	343	250	PEAK
	Limit	Read	Ant	Cable	Preamp	Aux	APos	TPos	Remark																																																																											
Freq	Level	Level	Loss	Loss	Loss	Factor	Factor																																																																													
MHz	dBuV/m	dBuV/m	dB	dBuV	dB/m	dB	dB	cm	deg																																																																											
1	5373.20	55.45	74.00	-18.55	42.76	34.71	9.92	31.94	0.00	343	250	PEAK																																																																								
Limit	Read	Ant	Cable	Preamp	Aux	APos	TPos	Remark																																																																												
Freq	Level	Level	Loss	Loss	Loss	Factor	Factor																																																																													
MHz	dBuV/m	dBuV/m	dB	dBuV	dB/m	dB	dB	cm	deg																																																																											
1	5320.00	104.99	-----	-----	92.44	34.56	9.90	31.91	0.00	343	250	PEAK																																																																								
Avg	 <p>Level (dBuV/m) vs Frequency (MHz) for Vertical. Peak at 5350 MHz. Limit: 54.00 dBuV/m. Read: 43.50 dBuV/m.</p> <table border="1"> <thead> <tr> <th>Limit</th> <th>Read</th> <th>Ant</th> <th>Cable</th> <th>Preamp</th> <th>Aux</th> <th>APos</th> <th>TPos</th> <th>Remark</th> </tr> <tr> <th>Freq</th> <th>Level</th> <th>Level</th> <th>Loss</th> <th>Loss</th> <th>Loss</th> <th>Factor</th> <th>Factor</th> <th></th> </tr> <tr> <th>MHz</th> <th>dBuV/m</th> <th>dBuV/m</th> <th>dB</th> <th>dBuV</th> <th>dB/m</th> <th>dB</th> <th>dB</th> <th>cm</th> <th>deg</th> </tr> </thead> <tbody> <tr> <td>1</td> <td>5350.52</td> <td>43.50</td> <td>54.00</td> <td>-10.50</td> <td>30.86</td> <td>34.65</td> <td>9.91</td> <td>31.92</td> <td>0.00</td> <td>343</td> <td>250</td> <td>AVERAGE</td> </tr> </tbody> </table>	Limit	Read	Ant	Cable	Preamp	Aux	APos	TPos	Remark	Freq	Level	Level	Loss	Loss	Loss	Factor	Factor		MHz	dBuV/m	dBuV/m	dB	dBuV	dB/m	dB	dB	cm	deg	1	5350.52	43.50	54.00	-10.50	30.86	34.65	9.91	31.92	0.00	343	250	AVERAGE	 <p>Level (dBuV/m) vs Frequency (MHz) for Fundamental. Peak at 5320 MHz. Limit: 58.5 dBuV/m. Read: 96.02 dBuV/m.</p> <table border="1"> <thead> <tr> <th>Limit</th> <th>Read</th> <th>Ant</th> <th>Cable</th> <th>Preamp</th> <th>Aux</th> <th>APos</th> <th>TPos</th> <th>Remark</th> </tr> <tr> <th>Freq</th> <th>Level</th> <th>Level</th> <th>Loss</th> <th>Loss</th> <th>Loss</th> <th>Factor</th> <th>Factor</th> <th></th> </tr> <tr> <th>MHz</th> <th>dBuV/m</th> <th>dBuV/m</th> <th>dB</th> <th>dBuV</th> <th>dB/m</th> <th>dB</th> <th>dB</th> <th>cm</th> <th>deg</th> </tr> </thead> <tbody> <tr> <td>1</td> <td>5320.00</td> <td>96.02</td> <td>-----</td> <td>-----</td> <td>83.47</td> <td>34.56</td> <td>9.90</td> <td>31.91</td> <td>0.00</td> <td>343</td> <td>250</td> <td>AVERAGE</td> </tr> </tbody> </table>	Limit	Read	Ant	Cable	Preamp	Aux	APos	TPos	Remark	Freq	Level	Level	Loss	Loss	Loss	Factor	Factor		MHz	dBuV/m	dBuV/m	dB	dBuV	dB/m	dB	dB	cm	deg	1	5320.00	96.02	-----	-----	83.47	34.56	9.90	31.91	0.00	343	250	AVERAGE
Limit	Read	Ant	Cable	Preamp	Aux	APos	TPos	Remark																																																																												
Freq	Level	Level	Loss	Loss	Loss	Factor	Factor																																																																													
MHz	dBuV/m	dBuV/m	dB	dBuV	dB/m	dB	dB	cm	deg																																																																											
1	5350.52	43.50	54.00	-10.50	30.86	34.65	9.91	31.92	0.00	343	250	AVERAGE																																																																								
Limit	Read	Ant	Cable	Preamp	Aux	APos	TPos	Remark																																																																												
Freq	Level	Level	Loss	Loss	Loss	Factor	Factor																																																																													
MHz	dBuV/m	dBuV/m	dB	dBuV	dB/m	dB	dB	cm	deg																																																																											
1	5320.00	96.02	-----	-----	83.47	34.56	9.90	31.91	0.00	343	250	AVERAGE																																																																								





Mode	15																																																																																																											
	Harmonic																																																																																																											
	U-NII-2A_5.25-5.35_802.11ac_VHT20_CH64_5320MHz																																																																																																											
Pol.	Horizontal	Vertical																																																																																																										
Peak Avg	<table border="1"> <thead> <tr> <th>Limit</th> <th>Read</th> <th>Ant</th> <th>Cable</th> <th>Preamp</th> <th>Aux</th> <th>APos</th> <th>TPos</th> <th>Remark</th> </tr> <tr> <th>Freq</th> <th>Level</th> <th>Line</th> <th>Margin</th> <th>Level</th> <th>Factor</th> <th>Loss</th> <th>Factor</th> <th>Factor</th> </tr> <tr> <th>MHz</th> <th>dBuV/m</th> <th>dBuV/m</th> <th>dB</th> <th>dBuV</th> <th>dB/m</th> <th>dB</th> <th>dB</th> <th>dB</th> </tr> </thead> <tbody> <tr> <td>1</td> <td>7099.00</td> <td>51.43</td> <td>68.30</td> <td>-16.87</td> <td>66.20</td> <td>35.70</td> <td>11.57</td> <td>62.04</td> <td>0.00</td> <td>100</td> <td>236</td> <td>Peak</td> </tr> <tr> <td>2</td> <td>10640.00</td> <td>46.15</td> <td>74.00</td> <td>-27.85</td> <td>55.70</td> <td>37.78</td> <td>14.32</td> <td>61.65</td> <td>0.00</td> <td>---</td> <td>---</td> <td>PEAK</td> </tr> </tbody> </table>	Limit	Read	Ant	Cable	Preamp	Aux	APos	TPos	Remark	Freq	Level	Line	Margin	Level	Factor	Loss	Factor	Factor	MHz	dBuV/m	dBuV/m	dB	dBuV	dB/m	dB	dB	dB	1	7099.00	51.43	68.30	-16.87	66.20	35.70	11.57	62.04	0.00	100	236	Peak	2	10640.00	46.15	74.00	-27.85	55.70	37.78	14.32	61.65	0.00	---	---	PEAK	<table border="1"> <thead> <tr> <th>Limit</th> <th>Read</th> <th>Ant</th> <th>Cable</th> <th>Preamp</th> <th>Aux</th> <th>APos</th> <th>TPos</th> <th>Remark</th> </tr> <tr> <th>Freq</th> <th>Level</th> <th>Line</th> <th>Margin</th> <th>Level</th> <th>Factor</th> <th>Loss</th> <th>Factor</th> <th>Factor</th> </tr> <tr> <th>MHz</th> <th>dBuV/m</th> <th>dBuV/m</th> <th>dB</th> <th>dBuV</th> <th>dB/m</th> <th>dB</th> <th>dB</th> <th>dB</th> </tr> </thead> <tbody> <tr> <td>1</td> <td>7099.00</td> <td>49.02</td> <td>68.30</td> <td>-19.28</td> <td>63.79</td> <td>35.70</td> <td>11.57</td> <td>62.04</td> <td>0.00</td> <td>300</td> <td>248</td> <td>Peak</td> </tr> <tr> <td>2</td> <td>10640.00</td> <td>45.90</td> <td>74.00</td> <td>-28.10</td> <td>55.45</td> <td>37.78</td> <td>14.32</td> <td>61.65</td> <td>0.00</td> <td>---</td> <td>---</td> <td>PEAK</td> </tr> </tbody> </table>	Limit	Read	Ant	Cable	Preamp	Aux	APos	TPos	Remark	Freq	Level	Line	Margin	Level	Factor	Loss	Factor	Factor	MHz	dBuV/m	dBuV/m	dB	dBuV	dB/m	dB	dB	dB	1	7099.00	49.02	68.30	-19.28	63.79	35.70	11.57	62.04	0.00	300	248	Peak	2	10640.00	45.90	74.00	-28.10	55.45	37.78	14.32	61.65	0.00	---	---	PEAK
Limit	Read	Ant	Cable	Preamp	Aux	APos	TPos	Remark																																																																																																				
Freq	Level	Line	Margin	Level	Factor	Loss	Factor	Factor																																																																																																				
MHz	dBuV/m	dBuV/m	dB	dBuV	dB/m	dB	dB	dB																																																																																																				
1	7099.00	51.43	68.30	-16.87	66.20	35.70	11.57	62.04	0.00	100	236	Peak																																																																																																
2	10640.00	46.15	74.00	-27.85	55.70	37.78	14.32	61.65	0.00	---	---	PEAK																																																																																																
Limit	Read	Ant	Cable	Preamp	Aux	APos	TPos	Remark																																																																																																				
Freq	Level	Line	Margin	Level	Factor	Loss	Factor	Factor																																																																																																				
MHz	dBuV/m	dBuV/m	dB	dBuV	dB/m	dB	dB	dB																																																																																																				
1	7099.00	49.02	68.30	-19.28	63.79	35.70	11.57	62.04	0.00	300	248	Peak																																																																																																
2	10640.00	45.90	74.00	-28.10	55.45	37.78	14.32	61.65	0.00	---	---	PEAK																																																																																																



		16																																																																																													
Mode	Band Edge																																																																																														
	U-NII-2C_5.47-5.725_802.11ac_VHT20_CH100_5500MHz																																																																																														
Pol.	Horizontal	Fundamental																																																																																													
Peak	<table border="1"> <thead> <tr> <th>Limit</th> <th>Read</th> <th>Ant</th> <th>Cable</th> <th>Preamp</th> <th>Aux</th> <th>APos</th> <th>TPos</th> <th>Remark</th> </tr> <tr> <th>Freq</th> <th>Level</th> <th>Line</th> <th>Margin</th> <th>Level</th> <th>Factor</th> <th>Loss</th> <th>Factor</th> <th>Factor</th> </tr> <tr> <th>MHz</th> <th>dBuV/m</th> <th>dBuV/m</th> <th>dB</th> <th>dBuV</th> <th>dB/m</th> <th>dB</th> <th>dB</th> <th>dB</th> </tr> </thead> <tbody> <tr> <td>1</td> <td>5447.05</td> <td>55.09</td> <td>74.00</td> <td>-18.91</td> <td>42.26</td> <td>34.80</td> <td>10.01</td> <td>31.98</td> <td>0.00</td> <td>100</td> <td>230</td> <td>PEAK</td> </tr> <tr> <td>2</td> <td>5468.05</td> <td>55.27</td> <td>68.30</td> <td>-13.03</td> <td>42.43</td> <td>34.80</td> <td>10.04</td> <td>32.00</td> <td>0.00</td> <td>100</td> <td>230</td> <td>PEAK</td> </tr> </tbody> </table>	Limit	Read	Ant	Cable	Preamp	Aux	APos	TPos	Remark	Freq	Level	Line	Margin	Level	Factor	Loss	Factor	Factor	MHz	dBuV/m	dBuV/m	dB	dBuV	dB/m	dB	dB	dB	1	5447.05	55.09	74.00	-18.91	42.26	34.80	10.01	31.98	0.00	100	230	PEAK	2	5468.05	55.27	68.30	-13.03	42.43	34.80	10.04	32.00	0.00	100	230	PEAK	<table border="1"> <thead> <tr> <th>Limit</th> <th>Read</th> <th>Ant</th> <th>Cable</th> <th>Preamp</th> <th>Aux</th> <th>APos</th> <th>TPos</th> <th>Remark</th> </tr> <tr> <th>Freq</th> <th>Level</th> <th>Line</th> <th>Margin</th> <th>Level</th> <th>Factor</th> <th>Loss</th> <th>Factor</th> <th>Factor</th> </tr> <tr> <th>MHz</th> <th>dBuV/m</th> <th>dBuV/m</th> <th>dB</th> <th>dBuV</th> <th>dB/m</th> <th>dB</th> <th>dB</th> <th>dB</th> </tr> </thead> <tbody> <tr> <td>1</td> <td>5500.00</td> <td>106.63</td> <td>-----</td> <td>-----</td> <td>93.75</td> <td>34.80</td> <td>10.10</td> <td>32.02</td> <td>0.00</td> <td>100</td> <td>230</td> <td>PEAK</td> </tr> </tbody> </table>	Limit	Read	Ant	Cable	Preamp	Aux	APos	TPos	Remark	Freq	Level	Line	Margin	Level	Factor	Loss	Factor	Factor	MHz	dBuV/m	dBuV/m	dB	dBuV	dB/m	dB	dB	dB	1	5500.00	106.63	-----	-----	93.75	34.80	10.10	32.02	0.00	100	230	PEAK
	Limit	Read	Ant	Cable	Preamp	Aux	APos	TPos	Remark																																																																																						
Freq	Level	Line	Margin	Level	Factor	Loss	Factor	Factor																																																																																							
MHz	dBuV/m	dBuV/m	dB	dBuV	dB/m	dB	dB	dB																																																																																							
1	5447.05	55.09	74.00	-18.91	42.26	34.80	10.01	31.98	0.00	100	230	PEAK																																																																																			
2	5468.05	55.27	68.30	-13.03	42.43	34.80	10.04	32.00	0.00	100	230	PEAK																																																																																			
Limit	Read	Ant	Cable	Preamp	Aux	APos	TPos	Remark																																																																																							
Freq	Level	Line	Margin	Level	Factor	Loss	Factor	Factor																																																																																							
MHz	dBuV/m	dBuV/m	dB	dBuV	dB/m	dB	dB	dB																																																																																							
1	5500.00	106.63	-----	-----	93.75	34.80	10.10	32.02	0.00	100	230	PEAK																																																																																			
Avg	<table border="1"> <thead> <tr> <th>Limit</th> <th>Read</th> <th>Ant</th> <th>Cable</th> <th>Preamp</th> <th>Aux</th> <th>APos</th> <th>TPos</th> <th>Remark</th> </tr> <tr> <th>Freq</th> <th>Level</th> <th>Line</th> <th>Margin</th> <th>Level</th> <th>Factor</th> <th>Loss</th> <th>Factor</th> <th>Factor</th> </tr> <tr> <th>MHz</th> <th>dBuV/m</th> <th>dBuV/m</th> <th>dB</th> <th>dBuV</th> <th>dB/m</th> <th>dB</th> <th>dB</th> <th>dB</th> </tr> </thead> <tbody> <tr> <td>1</td> <td>5453.20</td> <td>44.59</td> <td>54.00</td> <td>-9.41</td> <td>31.76</td> <td>34.80</td> <td>10.02</td> <td>31.99</td> <td>0.00</td> <td>100</td> <td>230</td> <td>AVERAGE</td> </tr> </tbody> </table>	Limit	Read	Ant	Cable	Preamp	Aux	APos	TPos	Remark	Freq	Level	Line	Margin	Level	Factor	Loss	Factor	Factor	MHz	dBuV/m	dBuV/m	dB	dBuV	dB/m	dB	dB	dB	1	5453.20	44.59	54.00	-9.41	31.76	34.80	10.02	31.99	0.00	100	230	AVERAGE	<table border="1"> <thead> <tr> <th>Limit</th> <th>Read</th> <th>Ant</th> <th>Cable</th> <th>Preamp</th> <th>Aux</th> <th>APos</th> <th>TPos</th> <th>Remark</th> </tr> <tr> <th>Freq</th> <th>Level</th> <th>Line</th> <th>Margin</th> <th>Level</th> <th>Factor</th> <th>Loss</th> <th>Factor</th> <th>Factor</th> </tr> <tr> <th>MHz</th> <th>dBuV/m</th> <th>dBuV/m</th> <th>dB</th> <th>dBuV</th> <th>dB/m</th> <th>dB</th> <th>dB</th> <th>dB</th> </tr> </thead> <tbody> <tr> <td>1</td> <td>5500.00</td> <td>90.40</td> <td>-----</td> <td>-----</td> <td>85.52</td> <td>34.80</td> <td>10.09</td> <td>32.01</td> <td>0.00</td> <td>100</td> <td>230</td> <td>AVERAGE</td> </tr> </tbody> </table>	Limit	Read	Ant	Cable	Preamp	Aux	APos	TPos	Remark	Freq	Level	Line	Margin	Level	Factor	Loss	Factor	Factor	MHz	dBuV/m	dBuV/m	dB	dBuV	dB/m	dB	dB	dB	1	5500.00	90.40	-----	-----	85.52	34.80	10.09	32.01	0.00	100	230	AVERAGE													
Limit	Read	Ant	Cable	Preamp	Aux	APos	TPos	Remark																																																																																							
Freq	Level	Line	Margin	Level	Factor	Loss	Factor	Factor																																																																																							
MHz	dBuV/m	dBuV/m	dB	dBuV	dB/m	dB	dB	dB																																																																																							
1	5453.20	44.59	54.00	-9.41	31.76	34.80	10.02	31.99	0.00	100	230	AVERAGE																																																																																			
Limit	Read	Ant	Cable	Preamp	Aux	APos	TPos	Remark																																																																																							
Freq	Level	Line	Margin	Level	Factor	Loss	Factor	Factor																																																																																							
MHz	dBuV/m	dBuV/m	dB	dBuV	dB/m	dB	dB	dB																																																																																							
1	5500.00	90.40	-----	-----	85.52	34.80	10.09	32.01	0.00	100	230	AVERAGE																																																																																			



		16																																																																																													
Mode	Band Edge																																																																																														
	U-NII-2C_5.47-5.725_802.11ac_VHT20_CH100_5500MHz																																																																																														
Pol.	Vertical	Fundamental																																																																																													
Peak	<table border="1"> <thead> <tr> <th>Limit</th> <th>Read</th> <th>Ant</th> <th>Cable</th> <th>Preamp</th> <th>Aux</th> <th>APos</th> <th>TPos</th> <th>Remark</th> </tr> <tr> <th>Freq</th> <th>Level</th> <th>Line Margin</th> <th>Level Factor</th> <th>Loss Factor</th> <th>Factor</th> <th></th> <th></th> <th></th> </tr> <tr> <th>MHz</th> <th>dBuV/m</th> <th>dBuV/m</th> <th>dB</th> <th>dBuV</th> <th>dB/m</th> <th>dB</th> <th>dB</th> <th>dB</th> </tr> </thead> <tbody> <tr> <td>1</td> <td>5412.10</td> <td>54.68</td> <td>74.00</td> <td>-19.32</td> <td>41.89</td> <td>34.80</td> <td>9.95</td> <td>31.96</td> <td>0.00</td> <td>355</td> <td>242</td> <td>PEAK</td> </tr> <tr> <td>2</td> <td>5461.00</td> <td>53.97</td> <td>68.30</td> <td>-14.33</td> <td>41.13</td> <td>34.80</td> <td>10.03</td> <td>31.99</td> <td>0.00</td> <td>355</td> <td>242</td> <td>PEAK</td> </tr> </tbody> </table>	Limit	Read	Ant	Cable	Preamp	Aux	APos	TPos	Remark	Freq	Level	Line Margin	Level Factor	Loss Factor	Factor				MHz	dBuV/m	dBuV/m	dB	dBuV	dB/m	dB	dB	dB	1	5412.10	54.68	74.00	-19.32	41.89	34.80	9.95	31.96	0.00	355	242	PEAK	2	5461.00	53.97	68.30	-14.33	41.13	34.80	10.03	31.99	0.00	355	242	PEAK	<table border="1"> <thead> <tr> <th>Limit</th> <th>Read</th> <th>Ant</th> <th>Cable</th> <th>Preamp</th> <th>Aux</th> <th>APos</th> <th>TPos</th> <th>Remark</th> </tr> <tr> <th>Freq</th> <th>Level</th> <th>Line Margin</th> <th>Level Factor</th> <th>Loss Factor</th> <th>Factor</th> <th></th> <th></th> <th></th> </tr> <tr> <th>MHz</th> <th>dBuV/m</th> <th>dBuV/m</th> <th>dB</th> <th>dBuV</th> <th>dB/m</th> <th>dB</th> <th>dB</th> <th>dB</th> </tr> </thead> <tbody> <tr> <td>1</td> <td>5500.00</td> <td>103.05</td> <td>-----</td> <td>-----</td> <td>90.17</td> <td>34.80</td> <td>10.09</td> <td>32.01</td> <td>0.00</td> <td>355</td> <td>242</td> <td>PEAK</td> </tr> </tbody> </table>	Limit	Read	Ant	Cable	Preamp	Aux	APos	TPos	Remark	Freq	Level	Line Margin	Level Factor	Loss Factor	Factor				MHz	dBuV/m	dBuV/m	dB	dBuV	dB/m	dB	dB	dB	1	5500.00	103.05	-----	-----	90.17	34.80	10.09	32.01	0.00	355	242	PEAK
	Limit	Read	Ant	Cable	Preamp	Aux	APos	TPos	Remark																																																																																						
Freq	Level	Line Margin	Level Factor	Loss Factor	Factor																																																																																										
MHz	dBuV/m	dBuV/m	dB	dBuV	dB/m	dB	dB	dB																																																																																							
1	5412.10	54.68	74.00	-19.32	41.89	34.80	9.95	31.96	0.00	355	242	PEAK																																																																																			
2	5461.00	53.97	68.30	-14.33	41.13	34.80	10.03	31.99	0.00	355	242	PEAK																																																																																			
Limit	Read	Ant	Cable	Preamp	Aux	APos	TPos	Remark																																																																																							
Freq	Level	Line Margin	Level Factor	Loss Factor	Factor																																																																																										
MHz	dBuV/m	dBuV/m	dB	dBuV	dB/m	dB	dB	dB																																																																																							
1	5500.00	103.05	-----	-----	90.17	34.80	10.09	32.01	0.00	355	242	PEAK																																																																																			
Avg	<table border="1"> <thead> <tr> <th>Limit</th> <th>Read</th> <th>Ant</th> <th>Cable</th> <th>Preamp</th> <th>Aux</th> <th>APos</th> <th>TPos</th> <th>Remark</th> </tr> <tr> <th>Freq</th> <th>Level</th> <th>Line Margin</th> <th>Level Factor</th> <th>Loss Factor</th> <th>Factor</th> <th></th> <th></th> <th></th> </tr> <tr> <th>MHz</th> <th>dBuV/m</th> <th>dBuV/m</th> <th>dB</th> <th>dBuV</th> <th>dB/m</th> <th>dB</th> <th>dB</th> <th>dB</th> </tr> </thead> <tbody> <tr> <td>1</td> <td>5459.95</td> <td>43.44</td> <td>54.00</td> <td>-10.56</td> <td>30.60</td> <td>34.80</td> <td>10.03</td> <td>31.99</td> <td>0.00</td> <td>355</td> <td>242</td> <td>AVERAGE</td> </tr> </tbody> </table>	Limit	Read	Ant	Cable	Preamp	Aux	APos	TPos	Remark	Freq	Level	Line Margin	Level Factor	Loss Factor	Factor				MHz	dBuV/m	dBuV/m	dB	dBuV	dB/m	dB	dB	dB	1	5459.95	43.44	54.00	-10.56	30.60	34.80	10.03	31.99	0.00	355	242	AVERAGE	<table border="1"> <thead> <tr> <th>Limit</th> <th>Read</th> <th>Ant</th> <th>Cable</th> <th>Preamp</th> <th>Aux</th> <th>APos</th> <th>TPos</th> <th>Remark</th> </tr> <tr> <th>Freq</th> <th>Level</th> <th>Line Margin</th> <th>Level Factor</th> <th>Loss Factor</th> <th>Factor</th> <th></th> <th></th> <th></th> </tr> <tr> <th>MHz</th> <th>dBuV/m</th> <th>dBuV/m</th> <th>dB</th> <th>dBuV</th> <th>dB/m</th> <th>dB</th> <th>dB</th> <th>dB</th> </tr> </thead> <tbody> <tr> <td>1</td> <td>5500.00</td> <td>94.30</td> <td>-----</td> <td>-----</td> <td>81.50</td> <td>34.80</td> <td>10.09</td> <td>32.01</td> <td>0.00</td> <td>355</td> <td>242</td> <td>AVERAGE</td> </tr> </tbody> </table>	Limit	Read	Ant	Cable	Preamp	Aux	APos	TPos	Remark	Freq	Level	Line Margin	Level Factor	Loss Factor	Factor				MHz	dBuV/m	dBuV/m	dB	dBuV	dB/m	dB	dB	dB	1	5500.00	94.30	-----	-----	81.50	34.80	10.09	32.01	0.00	355	242	AVERAGE													
Limit	Read	Ant	Cable	Preamp	Aux	APos	TPos	Remark																																																																																							
Freq	Level	Line Margin	Level Factor	Loss Factor	Factor																																																																																										
MHz	dBuV/m	dBuV/m	dB	dBuV	dB/m	dB	dB	dB																																																																																							
1	5459.95	43.44	54.00	-10.56	30.60	34.80	10.03	31.99	0.00	355	242	AVERAGE																																																																																			
Limit	Read	Ant	Cable	Preamp	Aux	APos	TPos	Remark																																																																																							
Freq	Level	Line Margin	Level Factor	Loss Factor	Factor																																																																																										
MHz	dBuV/m	dBuV/m	dB	dBuV	dB/m	dB	dB	dB																																																																																							
1	5500.00	94.30	-----	-----	81.50	34.80	10.09	32.01	0.00	355	242	AVERAGE																																																																																			



Mode	16																																																																																	
	Harmonic																																																																																	
	U-NII-2C_5.47-5.725_802.11ac VHT20_CH100_5500MHz																																																																																	
Pol.	Horizontal	Vertical																																																																																
Peak Avg	<table border="1"> <thead> <tr> <th>Limit</th> <th>Read</th> <th>Ant</th> <th>Cable</th> <th>Preamp</th> <th>Aux</th> <th>APos</th> <th>TPos</th> <th>Remark</th> </tr> <tr> <th>Freq</th> <th>Level</th> <th>Line</th> <th>Margin</th> <th>Level</th> <th>Factor</th> <th>Loss</th> <th>Factor</th> <th>Factor</th> </tr> <tr> <th>MHz</th> <th>dBuV/m</th> <th>dBuV/m</th> <th>dB</th> <th>dBuV</th> <th>dB/m</th> <th>dB</th> <th>dB</th> <th>dB</th> </tr> </thead> <tbody> <tr> <td>1</td> <td>11000.00</td> <td>45.60</td> <td>74.00</td> <td>-28.40</td> <td>54.75</td> <td>38.00</td> <td>14.56</td> <td>61.71</td> <td>0.00</td> <td>---</td> <td>---</td> <td>PEAK</td> </tr> </tbody> </table>	Limit	Read	Ant	Cable	Preamp	Aux	APos	TPos	Remark	Freq	Level	Line	Margin	Level	Factor	Loss	Factor	Factor	MHz	dBuV/m	dBuV/m	dB	dBuV	dB/m	dB	dB	dB	1	11000.00	45.60	74.00	-28.40	54.75	38.00	14.56	61.71	0.00	---	---	PEAK	<table border="1"> <thead> <tr> <th>Limit</th> <th>Read</th> <th>Ant</th> <th>Cable</th> <th>Preamp</th> <th>Aux</th> <th>APos</th> <th>TPos</th> <th>Remark</th> </tr> <tr> <th>Freq</th> <th>Level</th> <th>Line</th> <th>Margin</th> <th>Level</th> <th>Factor</th> <th>Loss</th> <th>Factor</th> <th>Factor</th> </tr> <tr> <th>MHz</th> <th>dBuV/m</th> <th>dBuV/m</th> <th>dB</th> <th>dBuV</th> <th>dB/m</th> <th>dB</th> <th>dB</th> <th>dB</th> </tr> </thead> <tbody> <tr> <td>1</td> <td>11000.00</td> <td>45.48</td> <td>74.00</td> <td>-28.52</td> <td>54.63</td> <td>38.00</td> <td>14.56</td> <td>61.71</td> <td>0.00</td> <td>---</td> <td>---</td> <td>PEAK</td> </tr> </tbody> </table>	Limit	Read	Ant	Cable	Preamp	Aux	APos	TPos	Remark	Freq	Level	Line	Margin	Level	Factor	Loss	Factor	Factor	MHz	dBuV/m	dBuV/m	dB	dBuV	dB/m	dB	dB	dB	1	11000.00	45.48	74.00	-28.52	54.63	38.00	14.56	61.71	0.00	---	---	PEAK
Limit	Read	Ant	Cable	Preamp	Aux	APos	TPos	Remark																																																																										
Freq	Level	Line	Margin	Level	Factor	Loss	Factor	Factor																																																																										
MHz	dBuV/m	dBuV/m	dB	dBuV	dB/m	dB	dB	dB																																																																										
1	11000.00	45.60	74.00	-28.40	54.75	38.00	14.56	61.71	0.00	---	---	PEAK																																																																						
Limit	Read	Ant	Cable	Preamp	Aux	APos	TPos	Remark																																																																										
Freq	Level	Line	Margin	Level	Factor	Loss	Factor	Factor																																																																										
MHz	dBuV/m	dBuV/m	dB	dBuV	dB/m	dB	dB	dB																																																																										
1	11000.00	45.48	74.00	-28.52	54.63	38.00	14.56	61.71	0.00	---	---	PEAK																																																																						



Mode	17																																																																											
	Harmonic																																																																											
	U-NII-2C_5.47-5.725_802.11ac VHT20_CH116_5580MHz																																																																											
Pol.	Horizontal	Vertical																																																																										
Peak Avg	<table border="1"> <thead> <tr> <th>Limit</th> <th>Read</th> <th>Ant</th> <th>Cable</th> <th>Preamp</th> <th>Aux</th> <th>APos</th> <th>TPos</th> <th>Remark</th> </tr> <tr> <th>Freq</th> <th>Level</th> <th>Line</th> <th>Margin</th> <th>Level</th> <th>Factor</th> <th>Loss</th> <th>Factor</th> <th>Factor</th> </tr> <tr> <th>MHz</th> <th>dBuV/m</th> <th>dBuV/m</th> <th>dB</th> <th>dBuV</th> <th>dB/m</th> <th>dB</th> <th>dB</th> <th>dB</th> </tr> </thead> <tbody> <tr> <td>1 11160.00</td> <td>46.58</td> <td>74.00</td> <td>-27.42</td> <td>55.45</td> <td>38.10</td> <td>14.68</td> <td>61.65</td> <td>0.00</td> <td>--- PEAK</td> </tr> </tbody> </table>	Limit	Read	Ant	Cable	Preamp	Aux	APos	TPos	Remark	Freq	Level	Line	Margin	Level	Factor	Loss	Factor	Factor	MHz	dBuV/m	dBuV/m	dB	dBuV	dB/m	dB	dB	dB	1 11160.00	46.58	74.00	-27.42	55.45	38.10	14.68	61.65	0.00	--- PEAK	<table border="1"> <thead> <tr> <th>Limit</th> <th>Read</th> <th>Ant</th> <th>Cable</th> <th>Preamp</th> <th>Aux</th> <th>APos</th> <th>TPos</th> <th>Remark</th> </tr> <tr> <th>Freq</th> <th>Level</th> <th>Line</th> <th>Margin</th> <th>Level</th> <th>Factor</th> <th>Loss</th> <th>Factor</th> <th>Factor</th> </tr> <tr> <th>MHz</th> <th>dBuV/m</th> <th>dBuV/m</th> <th>dB</th> <th>dBuV</th> <th>dB/m</th> <th>dB</th> <th>dB</th> <th>dB</th> </tr> </thead> <tbody> <tr> <td>1 11160.00</td> <td>45.73</td> <td>74.00</td> <td>-28.27</td> <td>54.60</td> <td>38.10</td> <td>14.68</td> <td>61.65</td> <td>0.00</td> <td>--- PEAK</td> </tr> </tbody> </table>	Limit	Read	Ant	Cable	Preamp	Aux	APos	TPos	Remark	Freq	Level	Line	Margin	Level	Factor	Loss	Factor	Factor	MHz	dBuV/m	dBuV/m	dB	dBuV	dB/m	dB	dB	dB	1 11160.00	45.73	74.00	-28.27	54.60	38.10	14.68	61.65	0.00	--- PEAK
Limit	Read	Ant	Cable	Preamp	Aux	APos	TPos	Remark																																																																				
Freq	Level	Line	Margin	Level	Factor	Loss	Factor	Factor																																																																				
MHz	dBuV/m	dBuV/m	dB	dBuV	dB/m	dB	dB	dB																																																																				
1 11160.00	46.58	74.00	-27.42	55.45	38.10	14.68	61.65	0.00	--- PEAK																																																																			
Limit	Read	Ant	Cable	Preamp	Aux	APos	TPos	Remark																																																																				
Freq	Level	Line	Margin	Level	Factor	Loss	Factor	Factor																																																																				
MHz	dBuV/m	dBuV/m	dB	dBuV	dB/m	dB	dB	dB																																																																				
1 11160.00	45.73	74.00	-28.27	54.60	38.10	14.68	61.65	0.00	--- PEAK																																																																			



		18																																																																													
Mode		Band Edge																																																																													
		U-NII-2C_5.47-5.725_802.11ac VHT20_CH140_5700MHz																																																																													
Pol.	Horizontal					Fundamental																																																																									
Peak																																																																															
	<table border="1"> <thead> <tr> <th>Limit</th> <th>Read</th> <th>Ant</th> <th>Cable</th> <th>Preamp</th> <th>Aux</th> <th>APos</th> <th>TPos</th> <th colspan="3">Remark</th> </tr> <tr> <th>Freq</th> <th>Level</th> <th>Line</th> <th>Margin</th> <th>Level</th> <th>Factor</th> <th>Loss</th> <th>Factor</th> <th>Factor</th> <th>cm</th> <th>deg</th> </tr> </thead> <tbody> <tr> <td>1</td> <td>5725.35</td> <td>55.78</td> <td>68.30</td> <td>-12.52</td> <td>42.94</td> <td>34.53</td> <td>10.34</td> <td>32.03</td> <td>0.00</td> <td>100</td> <td>180</td> <td>PEAK</td> </tr> </tbody> </table>					Limit	Read	Ant	Cable	Preamp	Aux	APos	TPos	Remark			Freq	Level	Line	Margin	Level	Factor	Loss	Factor	Factor	cm	deg	1	5725.35	55.78	68.30	-12.52	42.94	34.53	10.34	32.03	0.00	100	180	PEAK	<table border="1"> <thead> <tr> <th>Limit</th> <th>Read</th> <th>Ant</th> <th>Cable</th> <th>Preamp</th> <th>Aux</th> <th>APos</th> <th>TPos</th> <th colspan="3">Remark</th> </tr> <tr> <th>Freq</th> <th>Level</th> <th>Line</th> <th>Margin</th> <th>Level</th> <th>Factor</th> <th>Loss</th> <th>Factor</th> <th>Factor</th> <th>cm</th> <th>deg</th> </tr> </thead> <tbody> <tr> <td>1</td> <td>5700.00</td> <td>106.50</td> <td>-----</td> <td>-----</td> <td>93.71</td> <td>34.51</td> <td>10.33</td> <td>32.05</td> <td>0.00</td> <td>100</td> <td>180</td> <td>PEAK</td> </tr> </tbody> </table>					Limit	Read	Ant	Cable	Preamp	Aux	APos	TPos	Remark			Freq	Level	Line	Margin	Level	Factor	Loss	Factor	Factor	cm	deg	1	5700.00	106.50	-----	-----	93.71	34.51	10.33	32.05	0.00	100	180
Limit	Read	Ant	Cable	Preamp	Aux	APos	TPos	Remark																																																																							
Freq	Level	Line	Margin	Level	Factor	Loss	Factor	Factor	cm	deg																																																																					
1	5725.35	55.78	68.30	-12.52	42.94	34.53	10.34	32.03	0.00	100	180	PEAK																																																																			
Limit	Read	Ant	Cable	Preamp	Aux	APos	TPos	Remark																																																																							
Freq	Level	Line	Margin	Level	Factor	Loss	Factor	Factor	cm	deg																																																																					
1	5700.00	106.50	-----	-----	93.71	34.51	10.33	32.05	0.00	100	180	PEAK																																																																			
Avg	Blank																																																																														
						<table border="1"> <thead> <tr> <th>Limit</th> <th>Read</th> <th>Ant</th> <th>Cable</th> <th>Preamp</th> <th>Aux</th> <th>APos</th> <th>TPos</th> <th colspan="3">Remark</th> </tr> <tr> <th>Freq</th> <th>Level</th> <th>Line</th> <th>Margin</th> <th>Level</th> <th>Factor</th> <th>Loss</th> <th>Factor</th> <th>Factor</th> <th>cm</th> <th>deg</th> </tr> </thead> <tbody> <tr> <td>1</td> <td>5700.00</td> <td>98.40</td> <td>-----</td> <td>-----</td> <td>85.61</td> <td>34.51</td> <td>10.33</td> <td>32.05</td> <td>0.00</td> <td>100</td> <td>180</td> <td>AVERAGE</td> </tr> </tbody> </table>					Limit	Read	Ant	Cable	Preamp	Aux	APos	TPos	Remark			Freq	Level	Line	Margin	Level	Factor	Loss	Factor	Factor	cm	deg	1	5700.00	98.40	-----	-----	85.61	34.51	10.33	32.05	0.00	100	180	AVERAGE																																		
Limit	Read	Ant	Cable	Preamp	Aux	APos	TPos	Remark																																																																							
Freq	Level	Line	Margin	Level	Factor	Loss	Factor	Factor	cm	deg																																																																					
1	5700.00	98.40	-----	-----	85.61	34.51	10.33	32.05	0.00	100	180	AVERAGE																																																																			



		18																																																																														
Mode	Band Edge																																																																															
	U-NII-2C_5.47-5.725_802.11ac VHT20_CH140_5700MHz																																																																															
Pol.	Vertical	Fundamental																																																																														
Peak	<table border="1"> <thead> <tr> <th>Limit</th> <th>Read</th> <th>Ant</th> <th>Cable</th> <th>Preamp</th> <th>Aux</th> <th>APos</th> <th>TPos</th> </tr> <tr> <th>Freq</th> <th>Level</th> <th>Level</th> <th>Factor</th> <th>Loss</th> <th>Factor</th> <th>Factor</th> <th>Remark</th> </tr> <tr> <th>MHz</th> <th>dBuV/m</th> <th>dBuV/m</th> <th>dB</th> <th>dBuV</th> <th>dB/m</th> <th>dB</th> <th>dB</th> <th>cm</th> <th>deg</th> </tr> </thead> <tbody> <tr> <td>1</td> <td>5740.76</td> <td>55.15</td> <td>68.30</td> <td>-13.15</td> <td>42.26</td> <td>34.55</td> <td>10.36</td> <td>32.02</td> <td>0.00</td> <td>366</td> <td>252</td> <td>PEAK</td> </tr> </tbody> </table>	Limit	Read	Ant	Cable	Preamp	Aux	APos	TPos	Freq	Level	Level	Factor	Loss	Factor	Factor	Remark	MHz	dBuV/m	dBuV/m	dB	dBuV	dB/m	dB	dB	cm	deg	1	5740.76	55.15	68.30	-13.15	42.26	34.55	10.36	32.02	0.00	366	252	PEAK	<table border="1"> <thead> <tr> <th>Limit</th> <th>Read</th> <th>Ant</th> <th>Cable</th> <th>Preamp</th> <th>Aux</th> <th>APos</th> <th>TPos</th> </tr> <tr> <th>Freq</th> <th>Level</th> <th>Level</th> <th>Factor</th> <th>Loss</th> <th>Factor</th> <th>Factor</th> <th>Remark</th> </tr> <tr> <th>MHz</th> <th>dBuV/m</th> <th>dBuV/m</th> <th>dB</th> <th>dBuV</th> <th>dB/m</th> <th>dB</th> <th>dB</th> <th>cm</th> <th>deg</th> </tr> </thead> <tbody> <tr> <td>1</td> <td>5700.00</td> <td>102.90</td> <td>-----</td> <td>-----</td> <td>90.12</td> <td>34.51</td> <td>10.32</td> <td>32.05</td> <td>0.00</td> <td>366</td> <td>252</td> <td>PEAK</td> </tr> </tbody> </table>	Limit	Read	Ant	Cable	Preamp	Aux	APos	TPos	Freq	Level	Level	Factor	Loss	Factor	Factor	Remark	MHz	dBuV/m	dBuV/m	dB	dBuV	dB/m	dB	dB	cm	deg	1	5700.00	102.90	-----	-----	90.12	34.51	10.32	32.05	0.00	366	252	PEAK
	Limit	Read	Ant	Cable	Preamp	Aux	APos	TPos																																																																								
Freq	Level	Level	Factor	Loss	Factor	Factor	Remark																																																																									
MHz	dBuV/m	dBuV/m	dB	dBuV	dB/m	dB	dB	cm	deg																																																																							
1	5740.76	55.15	68.30	-13.15	42.26	34.55	10.36	32.02	0.00	366	252	PEAK																																																																				
Limit	Read	Ant	Cable	Preamp	Aux	APos	TPos																																																																									
Freq	Level	Level	Factor	Loss	Factor	Factor	Remark																																																																									
MHz	dBuV/m	dBuV/m	dB	dBuV	dB/m	dB	dB	cm	deg																																																																							
1	5700.00	102.90	-----	-----	90.12	34.51	10.32	32.05	0.00	366	252	PEAK																																																																				
Avg	Blank	<table border="1"> <thead> <tr> <th>Limit</th> <th>Read</th> <th>Ant</th> <th>Cable</th> <th>Preamp</th> <th>Aux</th> <th>APos</th> <th>TPos</th> </tr> <tr> <th>Freq</th> <th>Level</th> <th>Level</th> <th>Factor</th> <th>Loss</th> <th>Factor</th> <th>Factor</th> <th>Remark</th> </tr> <tr> <th>MHz</th> <th>dBuV/m</th> <th>dBuV/m</th> <th>dB</th> <th>dBuV</th> <th>dB/m</th> <th>dB</th> <th>dB</th> <th>cm</th> <th>deg</th> </tr> </thead> <tbody> <tr> <td>1</td> <td>5700.00</td> <td>94.78</td> <td>-----</td> <td>-----</td> <td>82.00</td> <td>34.51</td> <td>10.32</td> <td>32.05</td> <td>0.00</td> <td>366</td> <td>252</td> <td>AVERAGE</td> </tr> </tbody> </table>	Limit	Read	Ant	Cable	Preamp	Aux	APos	TPos	Freq	Level	Level	Factor	Loss	Factor	Factor	Remark	MHz	dBuV/m	dBuV/m	dB	dBuV	dB/m	dB	dB	cm	deg	1	5700.00	94.78	-----	-----	82.00	34.51	10.32	32.05	0.00	366	252	AVERAGE																																							
Limit	Read	Ant	Cable	Preamp	Aux	APos	TPos																																																																									
Freq	Level	Level	Factor	Loss	Factor	Factor	Remark																																																																									
MHz	dBuV/m	dBuV/m	dB	dBuV	dB/m	dB	dB	cm	deg																																																																							
1	5700.00	94.78	-----	-----	82.00	34.51	10.32	32.05	0.00	366	252	AVERAGE																																																																				



Mode	18																																																																																																													
	Harmonic																																																																																																													
	U-NII-2C_5.47-5.725_802.11ac VHT20_CH140_5700MHz																																																																																																													
Pol.	Horizontal	Vertical																																																																																																												
Peak Avg	<table border="1"> <thead> <tr> <th>Limit</th> <th>Read</th> <th>Ant</th> <th>Cable</th> <th>Preamp</th> <th>Aux</th> <th>APos</th> <th>TPos</th> <th>Remark</th> </tr> <tr> <th>Freq</th> <th>Level</th> <th>Line</th> <th>Margin</th> <th>Level</th> <th>Factor</th> <th>Loss</th> <th>Factor</th> <th>Factor</th> </tr> <tr> <th>MHz</th> <th>dBuV/m</th> <th>dBuV/m</th> <th>dB</th> <th>dBuV</th> <th>dB/m</th> <th>dB</th> <th>dB</th> <th>dB</th> </tr> </thead> <tbody> <tr> <td>1 11400.00</td> <td>46.31</td> <td>74.00</td> <td>-27.69</td> <td>54.77</td> <td>38.24</td> <td>14.85</td> <td>61.55</td> <td>0.00</td> </tr> <tr> <td></td> <td></td> <td></td> <td></td> <td></td> <td></td> <td></td> <td></td> <td>cm deg</td> </tr> <tr> <td></td> <td></td> <td></td> <td></td> <td></td> <td></td> <td></td> <td></td> <td>--- --- PEAK</td> </tr> </tbody> </table>	Limit	Read	Ant	Cable	Preamp	Aux	APos	TPos	Remark	Freq	Level	Line	Margin	Level	Factor	Loss	Factor	Factor	MHz	dBuV/m	dBuV/m	dB	dBuV	dB/m	dB	dB	dB	1 11400.00	46.31	74.00	-27.69	54.77	38.24	14.85	61.55	0.00									cm deg									--- --- PEAK	<table border="1"> <thead> <tr> <th>Limit</th> <th>Read</th> <th>Ant</th> <th>Cable</th> <th>Preamp</th> <th>Aux</th> <th>APos</th> <th>TPos</th> <th>Remark</th> </tr> <tr> <th>Freq</th> <th>Level</th> <th>Line</th> <th>Margin</th> <th>Level</th> <th>Factor</th> <th>Loss</th> <th>Factor</th> <th>Factor</th> </tr> <tr> <th>MHz</th> <th>dBuV/m</th> <th>dBuV/m</th> <th>dB</th> <th>dBuV</th> <th>dB/m</th> <th>dB</th> <th>dB</th> <th>dB</th> </tr> </thead> <tbody> <tr> <td>1 11400.00</td> <td>45.77</td> <td>74.00</td> <td>-28.23</td> <td>54.23</td> <td>38.24</td> <td>14.85</td> <td>61.55</td> <td>0.00</td> </tr> <tr> <td></td> <td></td> <td></td> <td></td> <td></td> <td></td> <td></td> <td></td> <td>cm deg</td> </tr> <tr> <td></td> <td></td> <td></td> <td></td> <td></td> <td></td> <td></td> <td></td> <td>--- --- PEAK</td> </tr> </tbody> </table>	Limit	Read	Ant	Cable	Preamp	Aux	APos	TPos	Remark	Freq	Level	Line	Margin	Level	Factor	Loss	Factor	Factor	MHz	dBuV/m	dBuV/m	dB	dBuV	dB/m	dB	dB	dB	1 11400.00	45.77	74.00	-28.23	54.23	38.24	14.85	61.55	0.00									cm deg									--- --- PEAK
Limit	Read	Ant	Cable	Preamp	Aux	APos	TPos	Remark																																																																																																						
Freq	Level	Line	Margin	Level	Factor	Loss	Factor	Factor																																																																																																						
MHz	dBuV/m	dBuV/m	dB	dBuV	dB/m	dB	dB	dB																																																																																																						
1 11400.00	46.31	74.00	-27.69	54.77	38.24	14.85	61.55	0.00																																																																																																						
								cm deg																																																																																																						
								--- --- PEAK																																																																																																						
Limit	Read	Ant	Cable	Preamp	Aux	APos	TPos	Remark																																																																																																						
Freq	Level	Line	Margin	Level	Factor	Loss	Factor	Factor																																																																																																						
MHz	dBuV/m	dBuV/m	dB	dBuV	dB/m	dB	dB	dB																																																																																																						
1 11400.00	45.77	74.00	-28.23	54.23	38.24	14.85	61.55	0.00																																																																																																						
								cm deg																																																																																																						
								--- --- PEAK																																																																																																						



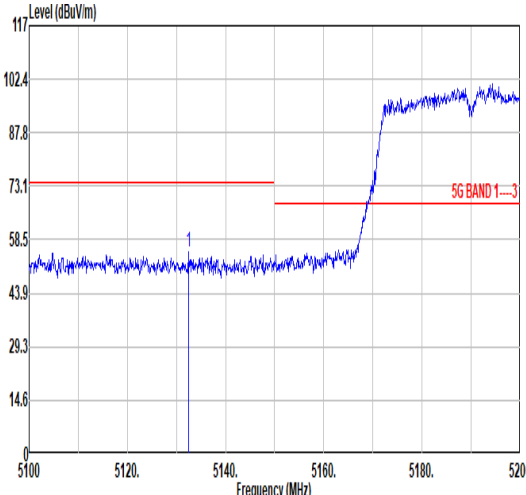
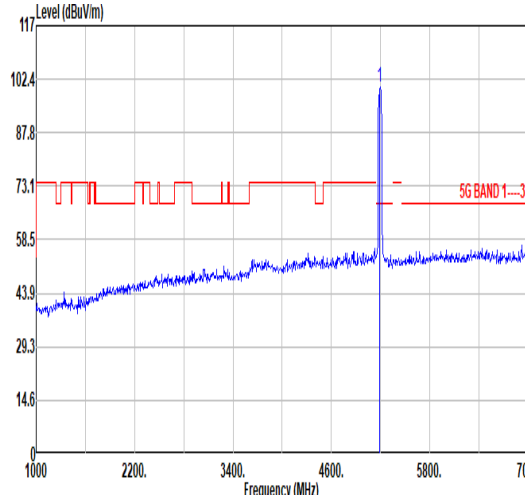
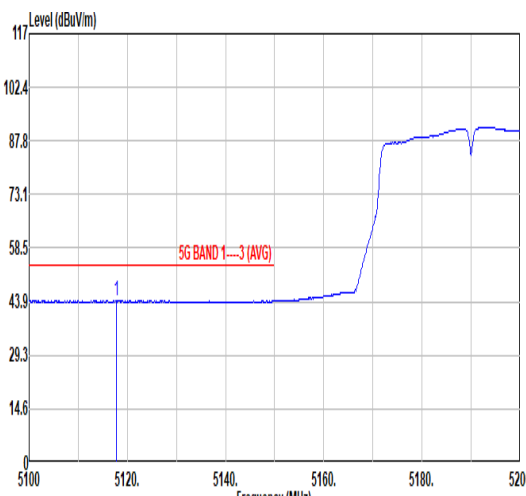
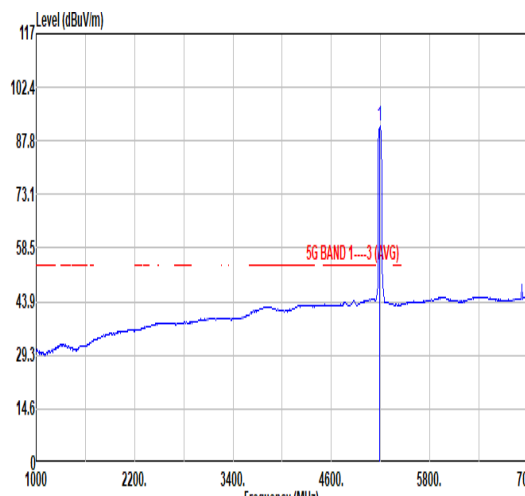


		19																																																																																
Mode	Band Edge - L																																																																																	
	U-NII-1_5.15-5.25_802.11ac VHT40_CH38_5190MHz																																																																																	
Pol.	Horizontal	Fundamental																																																																																
Peak	<table border="1"> <thead> <tr> <th>Limit</th> <th>Read</th> <th>Ant</th> <th>Cable</th> <th>Preamp</th> <th>Aux</th> <th>APos</th> <th>TPos</th> <th>Remark</th> </tr> <tr> <th>Freq</th> <th>Level</th> <th>Level</th> <th>Loss</th> <th>Loss</th> <th>Loss</th> <th>dB</th> <th>cm</th> <th>deg</th> </tr> <tr> <th>MHz</th> <th>dBuV/m</th> <th>dBuV/m</th> <th>dB</th> <th>dB</th> <th>dB</th> <th>dB</th> <th>cm</th> <th>deg</th> </tr> </thead> <tbody> <tr> <td>1</td> <td>5142.10</td> <td>58.42</td> <td>74.00</td> <td>-15.58</td> <td>46.34</td> <td>34.10</td> <td>9.78</td> <td>31.00</td> <td>0.00</td> <td>100</td> <td>208</td> <td>PEAK</td> </tr> </tbody> </table>	Limit	Read	Ant	Cable	Preamp	Aux	APos	TPos	Remark	Freq	Level	Level	Loss	Loss	Loss	dB	cm	deg	MHz	dBuV/m	dBuV/m	dB	dB	dB	dB	cm	deg	1	5142.10	58.42	74.00	-15.58	46.34	34.10	9.78	31.00	0.00	100	208	PEAK	<table border="1"> <thead> <tr> <th>Limit</th> <th>Read</th> <th>Ant</th> <th>Cable</th> <th>Preamp</th> <th>Aux</th> <th>APos</th> <th>TPos</th> <th>Remark</th> </tr> <tr> <th>Freq</th> <th>Level</th> <th>Level</th> <th>Loss</th> <th>Loss</th> <th>Loss</th> <th>dB</th> <th>cm</th> <th>deg</th> </tr> <tr> <th>MHz</th> <th>dBuV/m</th> <th>dBuV/m</th> <th>dB</th> <th>dB</th> <th>dB</th> <th>dB</th> <th>cm</th> <th>deg</th> </tr> </thead> <tbody> <tr> <td>1</td> <td>5190.00</td> <td>105.09</td> <td>-----</td> <td>-----</td> <td>92.99</td> <td>34.10</td> <td>9.83</td> <td>31.83</td> <td>0.00</td> <td>100</td> <td>208</td> <td>PEAK</td> </tr> </tbody> </table>	Limit	Read	Ant	Cable	Preamp	Aux	APos	TPos	Remark	Freq	Level	Level	Loss	Loss	Loss	dB	cm	deg	MHz	dBuV/m	dBuV/m	dB	dB	dB	dB	cm	deg	1	5190.00	105.09	-----	-----	92.99	34.10	9.83	31.83	0.00	100	208	PEAK
	Limit	Read	Ant	Cable	Preamp	Aux	APos	TPos	Remark																																																																									
Freq	Level	Level	Loss	Loss	Loss	dB	cm	deg																																																																										
MHz	dBuV/m	dBuV/m	dB	dB	dB	dB	cm	deg																																																																										
1	5142.10	58.42	74.00	-15.58	46.34	34.10	9.78	31.00	0.00	100	208	PEAK																																																																						
Limit	Read	Ant	Cable	Preamp	Aux	APos	TPos	Remark																																																																										
Freq	Level	Level	Loss	Loss	Loss	dB	cm	deg																																																																										
MHz	dBuV/m	dBuV/m	dB	dB	dB	dB	cm	deg																																																																										
1	5190.00	105.09	-----	-----	92.99	34.10	9.83	31.83	0.00	100	208	PEAK																																																																						
Avg	<table border="1"> <thead> <tr> <th>Limit</th> <th>Read</th> <th>Ant</th> <th>Cable</th> <th>Preamp</th> <th>Aux</th> <th>APos</th> <th>TPos</th> <th>Remark</th> </tr> <tr> <th>Freq</th> <th>Level</th> <th>Level</th> <th>Loss</th> <th>Loss</th> <th>Loss</th> <th>dB</th> <th>cm</th> <th>deg</th> </tr> <tr> <th>MHz</th> <th>dBuV/m</th> <th>dBuV/m</th> <th>dB</th> <th>dB</th> <th>dB</th> <th>dB</th> <th>cm</th> <th>deg</th> </tr> </thead> <tbody> <tr> <td>1</td> <td>5149.80</td> <td>48.21</td> <td>54.00</td> <td>-5.79</td> <td>36.12</td> <td>34.10</td> <td>9.79</td> <td>31.00</td> <td>0.00</td> <td>100</td> <td>208</td> <td>AVERAGE</td> </tr> </tbody> </table>	Limit	Read	Ant	Cable	Preamp	Aux	APos	TPos	Remark	Freq	Level	Level	Loss	Loss	Loss	dB	cm	deg	MHz	dBuV/m	dBuV/m	dB	dB	dB	dB	cm	deg	1	5149.80	48.21	54.00	-5.79	36.12	34.10	9.79	31.00	0.00	100	208	AVERAGE	<table border="1"> <thead> <tr> <th>Limit</th> <th>Read</th> <th>Ant</th> <th>Cable</th> <th>Preamp</th> <th>Aux</th> <th>APos</th> <th>TPos</th> <th>Remark</th> </tr> <tr> <th>Freq</th> <th>Level</th> <th>Level</th> <th>Loss</th> <th>Loss</th> <th>Loss</th> <th>dB</th> <th>cm</th> <th>deg</th> </tr> <tr> <th>MHz</th> <th>dBuV/m</th> <th>dBuV/m</th> <th>dB</th> <th>dB</th> <th>dB</th> <th>dB</th> <th>cm</th> <th>deg</th> </tr> </thead> <tbody> <tr> <td>1</td> <td>5190.00</td> <td>96.07</td> <td>-----</td> <td>-----</td> <td>83.97</td> <td>34.10</td> <td>9.83</td> <td>31.83</td> <td>0.00</td> <td>100</td> <td>208</td> <td>AVERAGE</td> </tr> </tbody> </table>	Limit	Read	Ant	Cable	Preamp	Aux	APos	TPos	Remark	Freq	Level	Level	Loss	Loss	Loss	dB	cm	deg	MHz	dBuV/m	dBuV/m	dB	dB	dB	dB	cm	deg	1	5190.00	96.07	-----	-----	83.97	34.10	9.83	31.83	0.00	100	208	AVERAGE
Limit	Read	Ant	Cable	Preamp	Aux	APos	TPos	Remark																																																																										
Freq	Level	Level	Loss	Loss	Loss	dB	cm	deg																																																																										
MHz	dBuV/m	dBuV/m	dB	dB	dB	dB	cm	deg																																																																										
1	5149.80	48.21	54.00	-5.79	36.12	34.10	9.79	31.00	0.00	100	208	AVERAGE																																																																						
Limit	Read	Ant	Cable	Preamp	Aux	APos	TPos	Remark																																																																										
Freq	Level	Level	Loss	Loss	Loss	dB	cm	deg																																																																										
MHz	dBuV/m	dBuV/m	dB	dB	dB	dB	cm	deg																																																																										
1	5190.00	96.07	-----	-----	83.97	34.10	9.83	31.83	0.00	100	208	AVERAGE																																																																						



		19																																						
Mode	Band Edge - R																																							
	U-NII-1_5.15-5.25_802.11ac VHT40_CH38_5190MHz																																							
Pol.	Horizontal	Fundamental																																						
Peak	<table border="1"> <thead> <tr> <th>Limit</th> <th>Read</th> <th>Ant</th> <th>Cable</th> <th>Preamp</th> <th>Aux</th> <th>APos</th> <th>TPos</th> </tr> <tr> <th>Freq</th> <th>Level</th> <th>Line</th> <th>Margin</th> <th>Level</th> <th>Factor</th> <th>Loss</th> <th>Factor</th> </tr> <tr> <th>MHz</th> <th>dBuV/m</th> <th>dBuV/m</th> <th>dB</th> <th>dBuV</th> <th>dB/m</th> <th>dB</th> <th>dB</th> </tr> </thead> <tbody> <tr> <td>1</td> <td>5455.41</td> <td>54.24</td> <td>74.00</td> <td>-19.76</td> <td>41.41</td> <td>34.80</td> <td>10.02</td> <td>31.99</td> <td>0.00</td> <td>100</td> <td>208</td> <td>PEAK</td> </tr> </tbody> </table>	Limit	Read	Ant	Cable	Preamp	Aux	APos	TPos	Freq	Level	Line	Margin	Level	Factor	Loss	Factor	MHz	dBuV/m	dBuV/m	dB	dBuV	dB/m	dB	dB	1	5455.41	54.24	74.00	-19.76	41.41	34.80	10.02	31.99	0.00	100	208	PEAK	Blank	
Limit	Read	Ant	Cable	Preamp	Aux	APos	TPos																																	
Freq	Level	Line	Margin	Level	Factor	Loss	Factor																																	
MHz	dBuV/m	dBuV/m	dB	dBuV	dB/m	dB	dB																																	
1	5455.41	54.24	74.00	-19.76	41.41	34.80	10.02	31.99	0.00	100	208	PEAK																												
Avg	<table border="1"> <thead> <tr> <th>Limit</th> <th>Read</th> <th>Ant</th> <th>Cable</th> <th>Preamp</th> <th>Aux</th> <th>APos</th> <th>TPos</th> </tr> <tr> <th>Freq</th> <th>Level</th> <th>Line</th> <th>Margin</th> <th>Level</th> <th>Factor</th> <th>Loss</th> <th>Factor</th> </tr> <tr> <th>MHz</th> <th>dBuV/m</th> <th>dBuV/m</th> <th>dB</th> <th>dBuV</th> <th>dB/m</th> <th>dB</th> <th>dB</th> </tr> </thead> <tbody> <tr> <td>1</td> <td>5350.65</td> <td>43.27</td> <td>54.00</td> <td>-10.73</td> <td>30.63</td> <td>34.65</td> <td>9.91</td> <td>31.92</td> <td>0.00</td> <td>100</td> <td>208</td> <td>AVERAGE</td> </tr> </tbody> </table>	Limit	Read	Ant	Cable	Preamp	Aux	APos	TPos	Freq	Level	Line	Margin	Level	Factor	Loss	Factor	MHz	dBuV/m	dBuV/m	dB	dBuV	dB/m	dB	dB	1	5350.65	43.27	54.00	-10.73	30.63	34.65	9.91	31.92	0.00	100	208	AVERAGE	Blank	
Limit	Read	Ant	Cable	Preamp	Aux	APos	TPos																																	
Freq	Level	Line	Margin	Level	Factor	Loss	Factor																																	
MHz	dBuV/m	dBuV/m	dB	dBuV	dB/m	dB	dB																																	
1	5350.65	43.27	54.00	-10.73	30.63	34.65	9.91	31.92	0.00	100	208	AVERAGE																												



		19																																																																																		
Mode	Band Edge - L																																																																																			
	U-NII-1_5.15-5.25_802.11ac VHT40_CH38_5190MHz																																																																																			
Pol.	Vertical	Fundamental																																																																																		
Peak	 <p>Level (dBuV/m) vs Frequency (MHz) plot for Vertical polarization. The plot shows a signal level that is flat at approximately 50 dBuV/m until 5150 MHz, then rises sharply to about 100 dBuV/m by 5190 MHz. A red horizontal line indicates the 5G BAND 1-3 limit at 73.1 dBuV/m.</p> <table border="1"> <thead> <tr> <th>Limit</th> <th>Read</th> <th>Ant</th> <th>Cable</th> <th>Preamp</th> <th>Aux</th> <th>APos</th> <th>TPos</th> <th>Remark</th> </tr> <tr> <th>Freq</th> <th>Level</th> <th>Level</th> <th>Factor</th> <th>Loss</th> <th>Factor</th> <th>Factor</th> <th></th> <th></th> </tr> <tr> <th>MHz</th> <th>dBuV/m</th> <th>dBuV/m</th> <th>dB</th> <th>dBuV</th> <th>dB/m</th> <th>dB</th> <th>dB</th> <th>cm</th> <th>deg</th> </tr> </thead> <tbody> <tr> <td>1</td> <td>5132.40</td> <td>55.10</td> <td>74.00</td> <td>-18.90</td> <td>43.02</td> <td>34.10</td> <td>9.77</td> <td>31.79</td> <td>0.00</td> <td>383</td> <td>251</td> <td>PEAK</td> </tr> </tbody> </table>	Limit	Read	Ant	Cable	Preamp	Aux	APos	TPos	Remark	Freq	Level	Level	Factor	Loss	Factor	Factor			MHz	dBuV/m	dBuV/m	dB	dBuV	dB/m	dB	dB	cm	deg	1	5132.40	55.10	74.00	-18.90	43.02	34.10	9.77	31.79	0.00	383	251	PEAK	 <p>Level (dBuV/m) vs Frequency (MHz) plot for Fundamental polarization. The plot shows a signal level that is flat at approximately 45 dBuV/m until 5150 MHz, then rises sharply to about 100 dBuV/m by 5190 MHz. A red horizontal line indicates the 5G BAND 1-3 limit at 73.1 dBuV/m.</p> <table border="1"> <thead> <tr> <th>Limit</th> <th>Read</th> <th>Ant</th> <th>Cable</th> <th>Preamp</th> <th>Aux</th> <th>APos</th> <th>TPos</th> <th>Remark</th> </tr> <tr> <th>Freq</th> <th>Level</th> <th>Level</th> <th>Factor</th> <th>Loss</th> <th>Factor</th> <th>Factor</th> <th></th> <th></th> </tr> <tr> <th>MHz</th> <th>dBuV/m</th> <th>dBuV/m</th> <th>dB</th> <th>dBuV</th> <th>dB/m</th> <th>dB</th> <th>dB</th> <th>cm</th> <th>deg</th> </tr> </thead> <tbody> <tr> <td>1</td> <td>5190.00</td> <td>100.14</td> <td>-----</td> <td>-----</td> <td>88.04</td> <td>34.10</td> <td>9.83</td> <td>31.83</td> <td>0.00</td> <td>383</td> <td>251</td> <td>PEAK</td> </tr> </tbody> </table>	Limit	Read	Ant	Cable	Preamp	Aux	APos	TPos	Remark	Freq	Level	Level	Factor	Loss	Factor	Factor			MHz	dBuV/m	dBuV/m	dB	dBuV	dB/m	dB	dB	cm	deg	1	5190.00	100.14	-----	-----	88.04	34.10	9.83	31.83	0.00	383	251	PEAK
	Limit	Read	Ant	Cable	Preamp	Aux	APos	TPos	Remark																																																																											
Freq	Level	Level	Factor	Loss	Factor	Factor																																																																														
MHz	dBuV/m	dBuV/m	dB	dBuV	dB/m	dB	dB	cm	deg																																																																											
1	5132.40	55.10	74.00	-18.90	43.02	34.10	9.77	31.79	0.00	383	251	PEAK																																																																								
Limit	Read	Ant	Cable	Preamp	Aux	APos	TPos	Remark																																																																												
Freq	Level	Level	Factor	Loss	Factor	Factor																																																																														
MHz	dBuV/m	dBuV/m	dB	dBuV	dB/m	dB	dB	cm	deg																																																																											
1	5190.00	100.14	-----	-----	88.04	34.10	9.83	31.83	0.00	383	251	PEAK																																																																								
Avg	 <p>Level (dBuV/m) vs Frequency (MHz) plot for Vertical polarization, Average. The plot shows a signal level that is flat at approximately 45 dBuV/m until 5150 MHz, then rises sharply to about 85 dBuV/m by 5190 MHz. A red horizontal line indicates the 5G BAND 1-3 (AVG) limit at 58.5 dBuV/m.</p> <table border="1"> <thead> <tr> <th>Limit</th> <th>Read</th> <th>Ant</th> <th>Cable</th> <th>Preamp</th> <th>Aux</th> <th>APos</th> <th>TPos</th> <th>Remark</th> </tr> <tr> <th>Freq</th> <th>Level</th> <th>Level</th> <th>Factor</th> <th>Loss</th> <th>Factor</th> <th>Factor</th> <th></th> <th></th> </tr> <tr> <th>MHz</th> <th>dBuV/m</th> <th>dBuV/m</th> <th>dB</th> <th>dBuV</th> <th>dB/m</th> <th>dB</th> <th>dB</th> <th>cm</th> <th>deg</th> </tr> </thead> <tbody> <tr> <td>1</td> <td>5117.70</td> <td>44.20</td> <td>54.00</td> <td>-9.80</td> <td>32.12</td> <td>34.10</td> <td>9.76</td> <td>31.78</td> <td>0.00</td> <td>383</td> <td>251</td> <td>AVERAGE</td> </tr> </tbody> </table>	Limit	Read	Ant	Cable	Preamp	Aux	APos	TPos	Remark	Freq	Level	Level	Factor	Loss	Factor	Factor			MHz	dBuV/m	dBuV/m	dB	dBuV	dB/m	dB	dB	cm	deg	1	5117.70	44.20	54.00	-9.80	32.12	34.10	9.76	31.78	0.00	383	251	AVERAGE	 <p>Level (dBuV/m) vs Frequency (MHz) plot for Fundamental polarization, Average. The plot shows a signal level that is flat at approximately 45 dBuV/m until 5150 MHz, then rises sharply to about 85 dBuV/m by 5190 MHz. A red horizontal line indicates the 5G BAND 1-3 (AVG) limit at 58.5 dBuV/m.</p> <table border="1"> <thead> <tr> <th>Limit</th> <th>Read</th> <th>Ant</th> <th>Cable</th> <th>Preamp</th> <th>Aux</th> <th>APos</th> <th>TPos</th> <th>Remark</th> </tr> <tr> <th>Freq</th> <th>Level</th> <th>Level</th> <th>Factor</th> <th>Loss</th> <th>Factor</th> <th>Factor</th> <th></th> <th></th> </tr> <tr> <th>MHz</th> <th>dBuV/m</th> <th>dBuV/m</th> <th>dB</th> <th>dBuV</th> <th>dB/m</th> <th>dB</th> <th>dB</th> <th>cm</th> <th>deg</th> </tr> </thead> <tbody> <tr> <td>1</td> <td>5190.00</td> <td>91.72</td> <td>-----</td> <td>-----</td> <td>79.62</td> <td>34.10</td> <td>9.83</td> <td>31.83</td> <td>0.00</td> <td>383</td> <td>251</td> <td>AVERAGE</td> </tr> </tbody> </table>	Limit	Read	Ant	Cable	Preamp	Aux	APos	TPos	Remark	Freq	Level	Level	Factor	Loss	Factor	Factor			MHz	dBuV/m	dBuV/m	dB	dBuV	dB/m	dB	dB	cm	deg	1	5190.00	91.72	-----	-----	79.62	34.10	9.83	31.83	0.00	383	251	AVERAGE
Limit	Read	Ant	Cable	Preamp	Aux	APos	TPos	Remark																																																																												
Freq	Level	Level	Factor	Loss	Factor	Factor																																																																														
MHz	dBuV/m	dBuV/m	dB	dBuV	dB/m	dB	dB	cm	deg																																																																											
1	5117.70	44.20	54.00	-9.80	32.12	34.10	9.76	31.78	0.00	383	251	AVERAGE																																																																								
Limit	Read	Ant	Cable	Preamp	Aux	APos	TPos	Remark																																																																												
Freq	Level	Level	Factor	Loss	Factor	Factor																																																																														
MHz	dBuV/m	dBuV/m	dB	dBuV	dB/m	dB	dB	cm	deg																																																																											
1	5190.00	91.72	-----	-----	79.62	34.10	9.83	31.83	0.00	383	251	AVERAGE																																																																								



		19																																										
Mode	Band Edge - R																																											
	U-NII-1_5.15-5.25_802.11ac VHT40_CH38_5190MHz																																											
Pol.	Vertical	Fundamental																																										
Peak	<table border="1"> <thead> <tr> <th>Limit</th> <th>Read</th> <th>Ant</th> <th>Cable</th> <th>Preamp</th> <th>Aux</th> <th>APos</th> <th>TPos</th> <th>Remark</th> </tr> <tr> <th>Freq</th> <th>Level</th> <th>Line</th> <th>Margin</th> <th>Level</th> <th>Factor</th> <th>Loss</th> <th>Factor</th> <th>Factor</th> </tr> <tr> <th>MHz</th> <th>dBuV/m</th> <th>dBuV/m</th> <th>dB</th> <th>dBuV</th> <th>dB/m</th> <th>dB</th> <th>dB</th> <th>cm</th> <th>deg</th> </tr> </thead> <tbody> <tr> <td>1</td> <td>5426.52</td> <td>53.92</td> <td>74.00</td> <td>-20.08</td> <td>41.11</td> <td>34.80</td> <td>9.98</td> <td>31.97</td> <td>0.00</td> <td>383</td> <td>251</td> <td>PEAK</td> </tr> </tbody> </table>	Limit	Read	Ant	Cable	Preamp	Aux	APos	TPos	Remark	Freq	Level	Line	Margin	Level	Factor	Loss	Factor	Factor	MHz	dBuV/m	dBuV/m	dB	dBuV	dB/m	dB	dB	cm	deg	1	5426.52	53.92	74.00	-20.08	41.11	34.80	9.98	31.97	0.00	383	251	PEAK	Blank	
Limit	Read	Ant	Cable	Preamp	Aux	APos	TPos	Remark																																				
Freq	Level	Line	Margin	Level	Factor	Loss	Factor	Factor																																				
MHz	dBuV/m	dBuV/m	dB	dBuV	dB/m	dB	dB	cm	deg																																			
1	5426.52	53.92	74.00	-20.08	41.11	34.80	9.98	31.97	0.00	383	251	PEAK																																
Avg	<table border="1"> <thead> <tr> <th>Limit</th> <th>Read</th> <th>Ant</th> <th>Cable</th> <th>Preamp</th> <th>Aux</th> <th>APos</th> <th>TPos</th> <th>Remark</th> </tr> <tr> <th>Freq</th> <th>Level</th> <th>Line</th> <th>Margin</th> <th>Level</th> <th>Factor</th> <th>Loss</th> <th>Factor</th> <th>Factor</th> </tr> <tr> <th>MHz</th> <th>dBuV/m</th> <th>dBuV/m</th> <th>dB</th> <th>dBuV</th> <th>dB/m</th> <th>dB</th> <th>dB</th> <th>cm</th> <th>deg</th> </tr> </thead> <tbody> <tr> <td>1</td> <td>5447.85</td> <td>43.08</td> <td>54.00</td> <td>-10.92</td> <td>30.25</td> <td>34.80</td> <td>10.01</td> <td>31.98</td> <td>0.00</td> <td>383</td> <td>251</td> <td>AVERAGE</td> </tr> </tbody> </table>	Limit	Read	Ant	Cable	Preamp	Aux	APos	TPos	Remark	Freq	Level	Line	Margin	Level	Factor	Loss	Factor	Factor	MHz	dBuV/m	dBuV/m	dB	dBuV	dB/m	dB	dB	cm	deg	1	5447.85	43.08	54.00	-10.92	30.25	34.80	10.01	31.98	0.00	383	251	AVERAGE	Blank	
Limit	Read	Ant	Cable	Preamp	Aux	APos	TPos	Remark																																				
Freq	Level	Line	Margin	Level	Factor	Loss	Factor	Factor																																				
MHz	dBuV/m	dBuV/m	dB	dBuV	dB/m	dB	dB	cm	deg																																			
1	5447.85	43.08	54.00	-10.92	30.25	34.80	10.01	31.98	0.00	383	251	AVERAGE																																



Mode	19																																																																																	
	Harmonic																																																																																	
	U-NII-1_5.15-5.25_802.11ac VHT40_CH38_5190MHz																																																																																	
Pol.	Horizontal	Vertical																																																																																
Peak Avg	<table border="1"> <thead> <tr> <th>Limit</th> <th>Read</th> <th>Ant</th> <th>Cable</th> <th>Preamp</th> <th>Aux</th> <th>APos</th> <th>TPos</th> <th>Remark</th> </tr> <tr> <th>Freq</th> <th>Level</th> <th>Line</th> <th>Margin</th> <th>Level</th> <th>Factor</th> <th>Loss</th> <th>Factor</th> <th>Factor</th> </tr> <tr> <th>MHz</th> <th>dBuV/m</th> <th>dBuV/m</th> <th>dB</th> <th>dBuV</th> <th>dB/m</th> <th>dB</th> <th>dB</th> <th>dB</th> </tr> </thead> <tbody> <tr> <td>1</td> <td>10380.00</td> <td>45.64</td> <td>68.30</td> <td>-22.66</td> <td>55.69</td> <td>37.65</td> <td>14.14</td> <td>61.84</td> <td>0.00</td> <td>---</td> <td>---</td> <td>PEAK</td> </tr> </tbody> </table>	Limit	Read	Ant	Cable	Preamp	Aux	APos	TPos	Remark	Freq	Level	Line	Margin	Level	Factor	Loss	Factor	Factor	MHz	dBuV/m	dBuV/m	dB	dBuV	dB/m	dB	dB	dB	1	10380.00	45.64	68.30	-22.66	55.69	37.65	14.14	61.84	0.00	---	---	PEAK	<table border="1"> <thead> <tr> <th>Limit</th> <th>Read</th> <th>Ant</th> <th>Cable</th> <th>Preamp</th> <th>Aux</th> <th>APos</th> <th>TPos</th> <th>Remark</th> </tr> <tr> <th>Freq</th> <th>Level</th> <th>Line</th> <th>Margin</th> <th>Level</th> <th>Factor</th> <th>Loss</th> <th>Factor</th> <th>Factor</th> </tr> <tr> <th>MHz</th> <th>dBuV/m</th> <th>dBuV/m</th> <th>dB</th> <th>dBuV</th> <th>dB/m</th> <th>dB</th> <th>dB</th> <th>dB</th> </tr> </thead> <tbody> <tr> <td>1</td> <td>10380.00</td> <td>45.92</td> <td>68.30</td> <td>-22.38</td> <td>55.97</td> <td>37.65</td> <td>14.14</td> <td>61.84</td> <td>0.00</td> <td>---</td> <td>---</td> <td>PEAK</td> </tr> </tbody> </table>	Limit	Read	Ant	Cable	Preamp	Aux	APos	TPos	Remark	Freq	Level	Line	Margin	Level	Factor	Loss	Factor	Factor	MHz	dBuV/m	dBuV/m	dB	dBuV	dB/m	dB	dB	dB	1	10380.00	45.92	68.30	-22.38	55.97	37.65	14.14	61.84	0.00	---	---	PEAK
Limit	Read	Ant	Cable	Preamp	Aux	APos	TPos	Remark																																																																										
Freq	Level	Line	Margin	Level	Factor	Loss	Factor	Factor																																																																										
MHz	dBuV/m	dBuV/m	dB	dBuV	dB/m	dB	dB	dB																																																																										
1	10380.00	45.64	68.30	-22.66	55.69	37.65	14.14	61.84	0.00	---	---	PEAK																																																																						
Limit	Read	Ant	Cable	Preamp	Aux	APos	TPos	Remark																																																																										
Freq	Level	Line	Margin	Level	Factor	Loss	Factor	Factor																																																																										
MHz	dBuV/m	dBuV/m	dB	dBuV	dB/m	dB	dB	dB																																																																										
1	10380.00	45.92	68.30	-22.38	55.97	37.65	14.14	61.84	0.00	---	---	PEAK																																																																						



		20																																																																																
Mode		Band Edge - L																																																																																
		U-NII-1_5.15-5.25_802.11ac VHT40_CH46_5230MHz																																																																																
Pol.	Horizontal	Fundamental																																																																																
Peak	<table border="1"> <thead> <tr> <th>Limit</th> <th>Read</th> <th>Ant</th> <th>Cable</th> <th>Preamp</th> <th>Aux</th> <th>APos</th> <th>TPos</th> <th>Remark</th> </tr> <tr> <th>Freq</th> <th>Level</th> <th>Line</th> <th>Margin</th> <th>Level</th> <th>Factor</th> <th>Loss</th> <th>Factor</th> <th>Factor</th> </tr> <tr> <th>MHz</th> <th>dBuV/m</th> <th>dBuV/m</th> <th>dB</th> <th>dBuV</th> <th>dB/m</th> <th>dB</th> <th>dB</th> <th>dB</th> </tr> </thead> <tbody> <tr> <td>1</td> <td>5062.10</td> <td>55.61</td> <td>74.00</td> <td>-18.39</td> <td>43.55</td> <td>34.10</td> <td>9.71</td> <td>31.75</td> <td>0.00</td> <td>100</td> <td>210</td> <td>PEAK</td> </tr> </tbody> </table>	Limit	Read	Ant	Cable	Preamp	Aux	APos	TPos	Remark	Freq	Level	Line	Margin	Level	Factor	Loss	Factor	Factor	MHz	dBuV/m	dBuV/m	dB	dBuV	dB/m	dB	dB	dB	1	5062.10	55.61	74.00	-18.39	43.55	34.10	9.71	31.75	0.00	100	210	PEAK	<table border="1"> <thead> <tr> <th>Limit</th> <th>Read</th> <th>Ant</th> <th>Cable</th> <th>Preamp</th> <th>Aux</th> <th>APos</th> <th>TPos</th> <th>Remark</th> </tr> <tr> <th>Freq</th> <th>Level</th> <th>Line</th> <th>Margin</th> <th>Level</th> <th>Factor</th> <th>Loss</th> <th>Factor</th> <th>Factor</th> </tr> <tr> <th>MHz</th> <th>dBuV/m</th> <th>dBuV/m</th> <th>dB</th> <th>dBuV</th> <th>dB/m</th> <th>dB</th> <th>dB</th> <th>dB</th> </tr> </thead> <tbody> <tr> <td>1</td> <td>5230.00</td> <td>104.68</td> <td>-----</td> <td>-----</td> <td>92.44</td> <td>34.25</td> <td>9.85</td> <td>31.86</td> <td>0.00</td> <td>100</td> <td>210</td> <td>PEAK</td> </tr> </tbody> </table>	Limit	Read	Ant	Cable	Preamp	Aux	APos	TPos	Remark	Freq	Level	Line	Margin	Level	Factor	Loss	Factor	Factor	MHz	dBuV/m	dBuV/m	dB	dBuV	dB/m	dB	dB	dB	1	5230.00	104.68	-----	-----	92.44	34.25	9.85	31.86	0.00	100	210	PEAK
	Limit	Read	Ant	Cable	Preamp	Aux	APos	TPos	Remark																																																																									
Freq	Level	Line	Margin	Level	Factor	Loss	Factor	Factor																																																																										
MHz	dBuV/m	dBuV/m	dB	dBuV	dB/m	dB	dB	dB																																																																										
1	5062.10	55.61	74.00	-18.39	43.55	34.10	9.71	31.75	0.00	100	210	PEAK																																																																						
Limit	Read	Ant	Cable	Preamp	Aux	APos	TPos	Remark																																																																										
Freq	Level	Line	Margin	Level	Factor	Loss	Factor	Factor																																																																										
MHz	dBuV/m	dBuV/m	dB	dBuV	dB/m	dB	dB	dB																																																																										
1	5230.00	104.68	-----	-----	92.44	34.25	9.85	31.86	0.00	100	210	PEAK																																																																						
Avg	<table border="1"> <thead> <tr> <th>Limit</th> <th>Read</th> <th>Ant</th> <th>Cable</th> <th>Preamp</th> <th>Aux</th> <th>APos</th> <th>TPos</th> <th>Remark</th> </tr> <tr> <th>Freq</th> <th>Level</th> <th>Line</th> <th>Margin</th> <th>Level</th> <th>Factor</th> <th>Loss</th> <th>Factor</th> <th>Factor</th> </tr> <tr> <th>MHz</th> <th>dBuV/m</th> <th>dBuV/m</th> <th>dB</th> <th>dBuV</th> <th>dB/m</th> <th>dB</th> <th>dB</th> <th>dB</th> </tr> </thead> <tbody> <tr> <td>1</td> <td>5149.73</td> <td>44.55</td> <td>54.00</td> <td>-9.45</td> <td>32.46</td> <td>34.10</td> <td>9.79</td> <td>31.80</td> <td>0.00</td> <td>100</td> <td>210</td> <td>AVERAGE</td> </tr> </tbody> </table>	Limit	Read	Ant	Cable	Preamp	Aux	APos	TPos	Remark	Freq	Level	Line	Margin	Level	Factor	Loss	Factor	Factor	MHz	dBuV/m	dBuV/m	dB	dBuV	dB/m	dB	dB	dB	1	5149.73	44.55	54.00	-9.45	32.46	34.10	9.79	31.80	0.00	100	210	AVERAGE	<table border="1"> <thead> <tr> <th>Limit</th> <th>Read</th> <th>Ant</th> <th>Cable</th> <th>Preamp</th> <th>Aux</th> <th>APos</th> <th>TPos</th> <th>Remark</th> </tr> <tr> <th>Freq</th> <th>Level</th> <th>Line</th> <th>Margin</th> <th>Level</th> <th>Factor</th> <th>Loss</th> <th>Factor</th> <th>Factor</th> </tr> <tr> <th>MHz</th> <th>dBuV/m</th> <th>dBuV/m</th> <th>dB</th> <th>dBuV</th> <th>dB/m</th> <th>dB</th> <th>dB</th> <th>dB</th> </tr> </thead> <tbody> <tr> <td>1</td> <td>5230.00</td> <td>95.64</td> <td>-----</td> <td>-----</td> <td>83.42</td> <td>34.22</td> <td>9.85</td> <td>31.85</td> <td>0.00</td> <td>100</td> <td>210</td> <td>AVERAGE</td> </tr> </tbody> </table>	Limit	Read	Ant	Cable	Preamp	Aux	APos	TPos	Remark	Freq	Level	Line	Margin	Level	Factor	Loss	Factor	Factor	MHz	dBuV/m	dBuV/m	dB	dBuV	dB/m	dB	dB	dB	1	5230.00	95.64	-----	-----	83.42	34.22	9.85	31.85	0.00	100	210	AVERAGE
Limit	Read	Ant	Cable	Preamp	Aux	APos	TPos	Remark																																																																										
Freq	Level	Line	Margin	Level	Factor	Loss	Factor	Factor																																																																										
MHz	dBuV/m	dBuV/m	dB	dBuV	dB/m	dB	dB	dB																																																																										
1	5149.73	44.55	54.00	-9.45	32.46	34.10	9.79	31.80	0.00	100	210	AVERAGE																																																																						
Limit	Read	Ant	Cable	Preamp	Aux	APos	TPos	Remark																																																																										
Freq	Level	Line	Margin	Level	Factor	Loss	Factor	Factor																																																																										
MHz	dBuV/m	dBuV/m	dB	dBuV	dB/m	dB	dB	dB																																																																										
1	5230.00	95.64	-----	-----	83.42	34.22	9.85	31.85	0.00	100	210	AVERAGE																																																																						



Mode	20																																									
	Band Edge - R																																									
	U-NII-1_5.15-5.25_802.11ac VHT40_CH46_5230MHz																																									
Pol.	Horizontal	Fundamental																																								
Peak	<table border="1"> <thead> <tr> <th>Limit</th> <th>Read</th> <th>Ant</th> <th>Cable</th> <th>Preamp</th> <th>Aux</th> <th>APos</th> <th>TPos</th> <th>Remark</th> </tr> <tr> <th>Freq</th> <th>Level</th> <th>Line</th> <th>Margin</th> <th>Level</th> <th>Factor</th> <th>Loss</th> <th>Factor</th> <th>Factor</th> </tr> <tr> <th>MHz</th> <th>dBuV/m</th> <th>dBuV/m</th> <th>dB</th> <th>dBuV</th> <th>dB/m</th> <th>dB</th> <th>dB</th> <th>dB</th> </tr> </thead> <tbody> <tr> <td>1</td> <td>5384.56</td> <td>55.48</td> <td>74.00</td> <td>-18.52</td> <td>42.74</td> <td>34.75</td> <td>9.93</td> <td>31.94</td> <td>0.00</td> <td>100</td> <td>210</td> <td>PEAK</td> </tr> </tbody> </table>	Limit	Read	Ant	Cable	Preamp	Aux	APos	TPos	Remark	Freq	Level	Line	Margin	Level	Factor	Loss	Factor	Factor	MHz	dBuV/m	dBuV/m	dB	dBuV	dB/m	dB	dB	dB	1	5384.56	55.48	74.00	-18.52	42.74	34.75	9.93	31.94	0.00	100	210	PEAK	Blank
Limit	Read	Ant	Cable	Preamp	Aux	APos	TPos	Remark																																		
Freq	Level	Line	Margin	Level	Factor	Loss	Factor	Factor																																		
MHz	dBuV/m	dBuV/m	dB	dBuV	dB/m	dB	dB	dB																																		
1	5384.56	55.48	74.00	-18.52	42.74	34.75	9.93	31.94	0.00	100	210	PEAK																														
Avg	<table border="1"> <thead> <tr> <th>Limit</th> <th>Read</th> <th>Ant</th> <th>Cable</th> <th>Preamp</th> <th>Aux</th> <th>APos</th> <th>TPos</th> <th>Remark</th> </tr> <tr> <th>Freq</th> <th>Level</th> <th>Line</th> <th>Margin</th> <th>Level</th> <th>Factor</th> <th>Loss</th> <th>Factor</th> <th>Factor</th> </tr> <tr> <th>MHz</th> <th>dBuV/m</th> <th>dBuV/m</th> <th>dB</th> <th>dBuV</th> <th>dB/m</th> <th>dB</th> <th>dB</th> <th>dB</th> </tr> </thead> <tbody> <tr> <td>1</td> <td>5451.95</td> <td>43.38</td> <td>54.00</td> <td>-10.62</td> <td>30.56</td> <td>34.00</td> <td>10.01</td> <td>31.99</td> <td>0.00</td> <td>100</td> <td>210</td> <td>AVERAGE</td> </tr> </tbody> </table>	Limit	Read	Ant	Cable	Preamp	Aux	APos	TPos	Remark	Freq	Level	Line	Margin	Level	Factor	Loss	Factor	Factor	MHz	dBuV/m	dBuV/m	dB	dBuV	dB/m	dB	dB	dB	1	5451.95	43.38	54.00	-10.62	30.56	34.00	10.01	31.99	0.00	100	210	AVERAGE	Blank
Limit	Read	Ant	Cable	Preamp	Aux	APos	TPos	Remark																																		
Freq	Level	Line	Margin	Level	Factor	Loss	Factor	Factor																																		
MHz	dBuV/m	dBuV/m	dB	dBuV	dB/m	dB	dB	dB																																		
1	5451.95	43.38	54.00	-10.62	30.56	34.00	10.01	31.99	0.00	100	210	AVERAGE																														



		20																																																																																
Mode		Band Edge - L																																																																																
		U-NII-1_5.15-5.25_802.11ac VHT40_CH46_5230MHz																																																																																
Pol.	Vertical					Fundamental																																																																												
Peak	<table border="1"> <thead> <tr> <th>Limit</th> <th>Read</th> <th>Ant</th> <th>Cable</th> <th>Preamp</th> <th>Aux</th> <th>APos</th> <th>TPos</th> <th>Remark</th> </tr> <tr> <th>Freq</th> <th>Level</th> <th>Line</th> <th>Margin</th> <th>Level</th> <th>Factor</th> <th>Loss</th> <th>Factor</th> <th>Factor</th> </tr> <tr> <th>MHz</th> <th>dBuV/m</th> <th>dBuV/m</th> <th>dB</th> <th>dBuV</th> <th>dB/m</th> <th>dB</th> <th>dB</th> <th>dB</th> </tr> </thead> <tbody> <tr> <td>1</td> <td>5090.60</td> <td>55.56</td> <td>74.00</td> <td>-18.44</td> <td>43.50</td> <td>34.10</td> <td>9.70</td> <td>31.74</td> <td>0.00</td> <td>334</td> <td>256</td> <td>PEAK</td> </tr> </tbody> </table>	Limit	Read	Ant	Cable	Preamp	Aux	APos	TPos	Remark	Freq	Level	Line	Margin	Level	Factor	Loss	Factor	Factor	MHz	dBuV/m	dBuV/m	dB	dBuV	dB/m	dB	dB	dB	1	5090.60	55.56	74.00	-18.44	43.50	34.10	9.70	31.74	0.00	334	256	PEAK	<table border="1"> <thead> <tr> <th>Limit</th> <th>Read</th> <th>Ant</th> <th>Cable</th> <th>Preamp</th> <th>Aux</th> <th>APos</th> <th>TPos</th> <th>Remark</th> </tr> <tr> <th>Freq</th> <th>Level</th> <th>Line</th> <th>Margin</th> <th>Level</th> <th>Factor</th> <th>Loss</th> <th>Factor</th> <th>Factor</th> </tr> <tr> <th>MHz</th> <th>dBuV/m</th> <th>dBuV/m</th> <th>dB</th> <th>dBuV</th> <th>dB/m</th> <th>dB</th> <th>dB</th> <th>dB</th> </tr> </thead> <tbody> <tr> <td>1</td> <td>5230.00</td> <td>102.00</td> <td>-----</td> <td>-----</td> <td>89.76</td> <td>34.25</td> <td>9.85</td> <td>31.86</td> <td>0.00</td> <td>334</td> <td>256</td> <td>PEAK</td> </tr> </tbody> </table>	Limit	Read	Ant	Cable	Preamp	Aux	APos	TPos	Remark	Freq	Level	Line	Margin	Level	Factor	Loss	Factor	Factor	MHz	dBuV/m	dBuV/m	dB	dBuV	dB/m	dB	dB	dB	1	5230.00	102.00	-----	-----	89.76	34.25	9.85	31.86	0.00	334	256	PEAK
	Limit	Read	Ant	Cable	Preamp	Aux	APos	TPos	Remark																																																																									
Freq	Level	Line	Margin	Level	Factor	Loss	Factor	Factor																																																																										
MHz	dBuV/m	dBuV/m	dB	dBuV	dB/m	dB	dB	dB																																																																										
1	5090.60	55.56	74.00	-18.44	43.50	34.10	9.70	31.74	0.00	334	256	PEAK																																																																						
Limit	Read	Ant	Cable	Preamp	Aux	APos	TPos	Remark																																																																										
Freq	Level	Line	Margin	Level	Factor	Loss	Factor	Factor																																																																										
MHz	dBuV/m	dBuV/m	dB	dBuV	dB/m	dB	dB	dB																																																																										
1	5230.00	102.00	-----	-----	89.76	34.25	9.85	31.86	0.00	334	256	PEAK																																																																						
Avg	<table border="1"> <thead> <tr> <th>Limit</th> <th>Read</th> <th>Ant</th> <th>Cable</th> <th>Preamp</th> <th>Aux</th> <th>APos</th> <th>TPos</th> <th>Remark</th> </tr> <tr> <th>Freq</th> <th>Level</th> <th>Line</th> <th>Margin</th> <th>Level</th> <th>Factor</th> <th>Loss</th> <th>Factor</th> <th>Factor</th> </tr> <tr> <th>MHz</th> <th>dBuV/m</th> <th>dBuV/m</th> <th>dB</th> <th>dBuV</th> <th>dB/m</th> <th>dB</th> <th>dB</th> <th>dB</th> </tr> </thead> <tbody> <tr> <td>1</td> <td>5090.39</td> <td>44.19</td> <td>54.00</td> <td>-9.81</td> <td>32.13</td> <td>34.10</td> <td>9.73</td> <td>31.77</td> <td>0.00</td> <td>334</td> <td>256</td> <td>AVERAGE</td> </tr> </tbody> </table>	Limit	Read	Ant	Cable	Preamp	Aux	APos	TPos	Remark	Freq	Level	Line	Margin	Level	Factor	Loss	Factor	Factor	MHz	dBuV/m	dBuV/m	dB	dBuV	dB/m	dB	dB	dB	1	5090.39	44.19	54.00	-9.81	32.13	34.10	9.73	31.77	0.00	334	256	AVERAGE	<table border="1"> <thead> <tr> <th>Limit</th> <th>Read</th> <th>Ant</th> <th>Cable</th> <th>Preamp</th> <th>Aux</th> <th>APos</th> <th>TPos</th> <th>Remark</th> </tr> <tr> <th>Freq</th> <th>Level</th> <th>Line</th> <th>Margin</th> <th>Level</th> <th>Factor</th> <th>Loss</th> <th>Factor</th> <th>Factor</th> </tr> <tr> <th>MHz</th> <th>dBuV/m</th> <th>dBuV/m</th> <th>dB</th> <th>dBuV</th> <th>dB/m</th> <th>dB</th> <th>dB</th> <th>dB</th> </tr> </thead> <tbody> <tr> <td>1</td> <td>5230.00</td> <td>92.49</td> <td>-----</td> <td>-----</td> <td>80.25</td> <td>34.25</td> <td>9.85</td> <td>31.86</td> <td>0.00</td> <td>334</td> <td>256</td> <td>AVERAGE</td> </tr> </tbody> </table>	Limit	Read	Ant	Cable	Preamp	Aux	APos	TPos	Remark	Freq	Level	Line	Margin	Level	Factor	Loss	Factor	Factor	MHz	dBuV/m	dBuV/m	dB	dBuV	dB/m	dB	dB	dB	1	5230.00	92.49	-----	-----	80.25	34.25	9.85	31.86	0.00	334	256	AVERAGE
Limit	Read	Ant	Cable	Preamp	Aux	APos	TPos	Remark																																																																										
Freq	Level	Line	Margin	Level	Factor	Loss	Factor	Factor																																																																										
MHz	dBuV/m	dBuV/m	dB	dBuV	dB/m	dB	dB	dB																																																																										
1	5090.39	44.19	54.00	-9.81	32.13	34.10	9.73	31.77	0.00	334	256	AVERAGE																																																																						
Limit	Read	Ant	Cable	Preamp	Aux	APos	TPos	Remark																																																																										
Freq	Level	Line	Margin	Level	Factor	Loss	Factor	Factor																																																																										
MHz	dBuV/m	dBuV/m	dB	dBuV	dB/m	dB	dB	dB																																																																										
1	5230.00	92.49	-----	-----	80.25	34.25	9.85	31.86	0.00	334	256	AVERAGE																																																																						





		20																																													
Mode		Band Edge - R																																													
		U-NII-1_5.15-5.25_802.11ac VHT40_CH46_5230MHz																																													
Pol.	Vertical	Fundamental																																													
Peak	<table border="1"> <thead> <tr> <th>Limit</th> <th>Read</th> <th>Ant</th> <th>Cable</th> <th>Preamp</th> <th>Aux</th> <th>APos</th> <th>TPos</th> <th colspan="2">Remark</th> </tr> <tr> <th>Freq</th> <th>Level</th> <th>Line</th> <th>Margin</th> <th>Level</th> <th>Factor</th> <th>Loss</th> <th>Factor</th> <th>Factor</th> <th>cm</th> <th>deg</th> </tr> <tr> <th>MHz</th> <th>dBuV/m</th> <th>dBuV/m</th> <th>dB</th> <th>dBuV</th> <th>dB/m</th> <th>dB</th> <th>dB</th> <th>dB</th> <th>cm</th> <th>deg</th> </tr> </thead> <tbody> <tr> <td>1</td> <td>5408.25</td> <td>53.82</td> <td>74.00</td> <td>-20.18</td> <td>41.03</td> <td>34.80</td> <td>9.95</td> <td>31.96</td> <td>0.00</td> <td>334</td> <td>256</td> <td>PEAK</td> </tr> </tbody> </table>	Limit	Read	Ant	Cable	Preamp	Aux	APos	TPos	Remark		Freq	Level	Line	Margin	Level	Factor	Loss	Factor	Factor	cm	deg	MHz	dBuV/m	dBuV/m	dB	dBuV	dB/m	dB	dB	dB	cm	deg	1	5408.25	53.82	74.00	-20.18	41.03	34.80	9.95	31.96	0.00	334	256	PEAK	Blank
Limit	Read	Ant	Cable	Preamp	Aux	APos	TPos	Remark																																							
Freq	Level	Line	Margin	Level	Factor	Loss	Factor	Factor	cm	deg																																					
MHz	dBuV/m	dBuV/m	dB	dBuV	dB/m	dB	dB	dB	cm	deg																																					
1	5408.25	53.82	74.00	-20.18	41.03	34.80	9.95	31.96	0.00	334	256	PEAK																																			
Avg	<table border="1"> <thead> <tr> <th>Limit</th> <th>Read</th> <th>Ant</th> <th>Cable</th> <th>Preamp</th> <th>Aux</th> <th>APos</th> <th>TPos</th> <th colspan="2">Remark</th> </tr> <tr> <th>Freq</th> <th>Level</th> <th>Line</th> <th>Margin</th> <th>Level</th> <th>Factor</th> <th>Loss</th> <th>Factor</th> <th>Factor</th> <th>cm</th> <th>deg</th> </tr> <tr> <th>MHz</th> <th>dBuV/m</th> <th>dBuV/m</th> <th>dB</th> <th>dBuV</th> <th>dB/m</th> <th>dB</th> <th>dB</th> <th>dB</th> <th>cm</th> <th>deg</th> </tr> </thead> <tbody> <tr> <td>1</td> <td>5459.08</td> <td>43.15</td> <td>54.00</td> <td>-10.85</td> <td>30.31</td> <td>34.80</td> <td>10.03</td> <td>31.99</td> <td>0.00</td> <td>334</td> <td>256</td> <td>AVERAGE</td> </tr> </tbody> </table>	Limit	Read	Ant	Cable	Preamp	Aux	APos	TPos	Remark		Freq	Level	Line	Margin	Level	Factor	Loss	Factor	Factor	cm	deg	MHz	dBuV/m	dBuV/m	dB	dBuV	dB/m	dB	dB	dB	cm	deg	1	5459.08	43.15	54.00	-10.85	30.31	34.80	10.03	31.99	0.00	334	256	AVERAGE	Blank
Limit	Read	Ant	Cable	Preamp	Aux	APos	TPos	Remark																																							
Freq	Level	Line	Margin	Level	Factor	Loss	Factor	Factor	cm	deg																																					
MHz	dBuV/m	dBuV/m	dB	dBuV	dB/m	dB	dB	dB	cm	deg																																					
1	5459.08	43.15	54.00	-10.85	30.31	34.80	10.03	31.99	0.00	334	256	AVERAGE																																			



Mode	20																																																																			
	Harmonic																																																																			
	U-NII-1_5.15-5.25_802.11ac VHT40_CH46_5230MHz																																																																			
Pol.	Horizontal	Vertical																																																																		
Peak Avg	<table border="1"> <thead> <tr> <th>Limit</th> <th>Read</th> <th>Ant</th> <th>Cable</th> <th>Preamp</th> <th>Aux</th> <th>APos</th> <th>TPos</th> <th>Remark</th> </tr> <tr> <th>Freq</th> <th>Level</th> <th>Line</th> <th>Margin</th> <th>Level</th> <th>Factor</th> <th>Loss</th> <th>Factor</th> <th>Factor</th> <th>cm</th> <th>deg</th> <th>Remark</th> </tr> </thead> <tbody> <tr> <td>1 10460.00</td> <td>46.26</td> <td>68.30</td> <td>-22.04</td> <td>56.08</td> <td>37.68</td> <td>14.20</td> <td>61.70</td> <td>0.00</td> <td>---</td> <td>---</td> <td>PEAK</td> </tr> </tbody> </table>	Limit	Read	Ant	Cable	Preamp	Aux	APos	TPos	Remark	Freq	Level	Line	Margin	Level	Factor	Loss	Factor	Factor	cm	deg	Remark	1 10460.00	46.26	68.30	-22.04	56.08	37.68	14.20	61.70	0.00	---	---	PEAK	<table border="1"> <thead> <tr> <th>Limit</th> <th>Read</th> <th>Ant</th> <th>Cable</th> <th>Preamp</th> <th>Aux</th> <th>APos</th> <th>TPos</th> <th>Remark</th> </tr> <tr> <th>Freq</th> <th>Level</th> <th>Line</th> <th>Margin</th> <th>Level</th> <th>Factor</th> <th>Loss</th> <th>Factor</th> <th>Factor</th> <th>cm</th> <th>deg</th> <th>Remark</th> </tr> </thead> <tbody> <tr> <td>1 10460.00</td> <td>45.53</td> <td>68.30</td> <td>-22.77</td> <td>55.35</td> <td>37.68</td> <td>14.20</td> <td>61.70</td> <td>0.00</td> <td>---</td> <td>---</td> <td>PEAK</td> </tr> </tbody> </table>	Limit	Read	Ant	Cable	Preamp	Aux	APos	TPos	Remark	Freq	Level	Line	Margin	Level	Factor	Loss	Factor	Factor	cm	deg	Remark	1 10460.00	45.53	68.30	-22.77	55.35	37.68	14.20	61.70	0.00	---	---	PEAK
Limit	Read	Ant	Cable	Preamp	Aux	APos	TPos	Remark																																																												
Freq	Level	Line	Margin	Level	Factor	Loss	Factor	Factor	cm	deg	Remark																																																									
1 10460.00	46.26	68.30	-22.04	56.08	37.68	14.20	61.70	0.00	---	---	PEAK																																																									
Limit	Read	Ant	Cable	Preamp	Aux	APos	TPos	Remark																																																												
Freq	Level	Line	Margin	Level	Factor	Loss	Factor	Factor	cm	deg	Remark																																																									
1 10460.00	45.53	68.30	-22.77	55.35	37.68	14.20	61.70	0.00	---	---	PEAK																																																									



		21																																																																																																							
Mode	Band Edge - L																																																																																																								
	U-NII-2A_5.25-5.35_802.11ac_VHT40_CH54_5270MHz																																																																																																								
Pol.	Horizontal					Fundamental																																																																																																			
Peak																																																																																																									
	<table border="1"> <thead> <tr> <th>Limit</th> <th>Read</th> <th>Ant</th> <th>Cable</th> <th>Preamp</th> <th>Aux</th> <th>APos</th> <th>TPos</th> <th colspan="3">Remark</th> </tr> <tr> <th>Freq</th> <th>Level</th> <th>Line</th> <th>Margin</th> <th>Level</th> <th>Factor</th> <th>Loss</th> <th>Factor</th> <th>Factor</th> <th>Factor</th> <th>Factor</th> <th>Factor</th> </tr> <tr> <th>MHz</th> <th>dBuV/m</th> <th>dBuV/m</th> <th>dB</th> <th>dBuV</th> <th>dB/m</th> <th>dB</th> <th>dB</th> <th>dB</th> <th>cm</th> <th>deg</th> <th></th> </tr> </thead> <tbody> <tr> <td>1</td> <td>5090.18</td> <td>55.36</td> <td>74.00</td> <td>-18.64</td> <td>43.30</td> <td>34.10</td> <td>9.73</td> <td>31.77</td> <td>0.00</td> <td>100</td> <td>209</td> <td>PEAK</td> </tr> </tbody> </table>					Limit	Read	Ant	Cable	Preamp	Aux	APos	TPos	Remark			Freq	Level	Line	Margin	Level	Factor	Loss	Factor	Factor	Factor	Factor	Factor	MHz	dBuV/m	dBuV/m	dB	dBuV	dB/m	dB	dB	dB	cm	deg		1	5090.18	55.36	74.00	-18.64	43.30	34.10	9.73	31.77	0.00	100	209	PEAK	<table border="1"> <thead> <tr> <th>Limit</th> <th>Read</th> <th>Ant</th> <th>Cable</th> <th>Preamp</th> <th>Aux</th> <th>APos</th> <th>TPos</th> <th colspan="3">Remark</th> </tr> <tr> <th>Freq</th> <th>Level</th> <th>Line</th> <th>Margin</th> <th>Level</th> <th>Factor</th> <th>Loss</th> <th>Factor</th> <th>Factor</th> <th>Factor</th> <th>Factor</th> <th>Factor</th> </tr> <tr> <th>MHz</th> <th>dBuV/m</th> <th>dBuV/m</th> <th>dB</th> <th>dBuV</th> <th>dB/m</th> <th>dB</th> <th>dB</th> <th>dB</th> <th>cm</th> <th>deg</th> <th></th> </tr> </thead> <tbody> <tr> <td>1</td> <td>5270.00</td> <td>104.35</td> <td>-----</td> <td>-----</td> <td>91.99</td> <td>34.36</td> <td>9.87</td> <td>31.87</td> <td>0.00</td> <td>100</td> <td>209</td> <td>PEAK</td> </tr> </tbody> </table>					Limit	Read	Ant	Cable	Preamp	Aux	APos	TPos	Remark			Freq	Level	Line	Margin	Level	Factor	Loss	Factor	Factor	Factor	Factor	Factor	MHz	dBuV/m	dBuV/m	dB	dBuV	dB/m	dB	dB	dB	cm	deg		1	5270.00	104.35	-----	-----	91.99	34.36	9.87	31.87	0.00	100	209
Limit	Read	Ant	Cable	Preamp	Aux	APos	TPos	Remark																																																																																																	
Freq	Level	Line	Margin	Level	Factor	Loss	Factor	Factor	Factor	Factor	Factor																																																																																														
MHz	dBuV/m	dBuV/m	dB	dBuV	dB/m	dB	dB	dB	cm	deg																																																																																															
1	5090.18	55.36	74.00	-18.64	43.30	34.10	9.73	31.77	0.00	100	209	PEAK																																																																																													
Limit	Read	Ant	Cable	Preamp	Aux	APos	TPos	Remark																																																																																																	
Freq	Level	Line	Margin	Level	Factor	Loss	Factor	Factor	Factor	Factor	Factor																																																																																														
MHz	dBuV/m	dBuV/m	dB	dBuV	dB/m	dB	dB	dB	cm	deg																																																																																															
1	5270.00	104.35	-----	-----	91.99	34.36	9.87	31.87	0.00	100	209	PEAK																																																																																													
Avg																																																																																																									
	<table border="1"> <thead> <tr> <th>Limit</th> <th>Read</th> <th>Ant</th> <th>Cable</th> <th>Preamp</th> <th>Aux</th> <th>APos</th> <th>TPos</th> <th colspan="3">Remark</th> </tr> <tr> <th>Freq</th> <th>Level</th> <th>Line</th> <th>Margin</th> <th>Level</th> <th>Factor</th> <th>Loss</th> <th>Factor</th> <th>Factor</th> <th>Factor</th> <th>Factor</th> <th>Factor</th> </tr> <tr> <th>MHz</th> <th>dBuV/m</th> <th>dBuV/m</th> <th>dB</th> <th>dBuV</th> <th>dB/m</th> <th>dB</th> <th>dB</th> <th>dB</th> <th>cm</th> <th>deg</th> <th></th> </tr> </thead> <tbody> <tr> <td>1</td> <td>5081.81</td> <td>44.26</td> <td>54.00</td> <td>-9.74</td> <td>32.19</td> <td>34.10</td> <td>9.73</td> <td>31.76</td> <td>0.00</td> <td>100</td> <td>209</td> <td>AVERAGE</td> </tr> </tbody> </table>					Limit	Read	Ant	Cable	Preamp	Aux	APos	TPos	Remark			Freq	Level	Line	Margin	Level	Factor	Loss	Factor	Factor	Factor	Factor	Factor	MHz	dBuV/m	dBuV/m	dB	dBuV	dB/m	dB	dB	dB	cm	deg		1	5081.81	44.26	54.00	-9.74	32.19	34.10	9.73	31.76	0.00	100	209	AVERAGE	<table border="1"> <thead> <tr> <th>Limit</th> <th>Read</th> <th>Ant</th> <th>Cable</th> <th>Preamp</th> <th>Aux</th> <th>APos</th> <th>TPos</th> <th colspan="3">Remark</th> </tr> <tr> <th>Freq</th> <th>Level</th> <th>Line</th> <th>Margin</th> <th>Level</th> <th>Factor</th> <th>Loss</th> <th>Factor</th> <th>Factor</th> <th>Factor</th> <th>Factor</th> <th>Factor</th> </tr> <tr> <th>MHz</th> <th>dBuV/m</th> <th>dBuV/m</th> <th>dB</th> <th>dBuV</th> <th>dB/m</th> <th>dB</th> <th>dB</th> <th>dB</th> <th>cm</th> <th>deg</th> <th></th> </tr> </thead> <tbody> <tr> <td>1</td> <td>5270.00</td> <td>96.36</td> <td>-----</td> <td>-----</td> <td>83.98</td> <td>34.39</td> <td>9.87</td> <td>31.88</td> <td>0.00</td> <td>100</td> <td>209</td> <td>AVERAGE</td> </tr> </tbody> </table>					Limit	Read	Ant	Cable	Preamp	Aux	APos	TPos	Remark			Freq	Level	Line	Margin	Level	Factor	Loss	Factor	Factor	Factor	Factor	Factor	MHz	dBuV/m	dBuV/m	dB	dBuV	dB/m	dB	dB	dB	cm	deg		1	5270.00	96.36	-----	-----	83.98	34.39	9.87	31.88	0.00	100	209
Limit	Read	Ant	Cable	Preamp	Aux	APos	TPos	Remark																																																																																																	
Freq	Level	Line	Margin	Level	Factor	Loss	Factor	Factor	Factor	Factor	Factor																																																																																														
MHz	dBuV/m	dBuV/m	dB	dBuV	dB/m	dB	dB	dB	cm	deg																																																																																															
1	5081.81	44.26	54.00	-9.74	32.19	34.10	9.73	31.76	0.00	100	209	AVERAGE																																																																																													
Limit	Read	Ant	Cable	Preamp	Aux	APos	TPos	Remark																																																																																																	
Freq	Level	Line	Margin	Level	Factor	Loss	Factor	Factor	Factor	Factor	Factor																																																																																														
MHz	dBuV/m	dBuV/m	dB	dBuV	dB/m	dB	dB	dB	cm	deg																																																																																															
1	5270.00	96.36	-----	-----	83.98	34.39	9.87	31.88	0.00	100	209	AVERAGE																																																																																													



		21																																						
Mode	Band Edge - R																																							
	U-NII-2A_5.25-5.35_802.11ac_VHT40_CH54_5270MHz																																							
Pol.	Horizontal	Fundamental																																						
Peak	<table border="1"> <thead> <tr> <th>Limit</th> <th>Read</th> <th>Ant</th> <th>Cable</th> <th>Preamp</th> <th>Aux</th> <th>APos</th> <th>TPos</th> </tr> <tr> <th>Freq</th> <th>Level</th> <th>Line</th> <th>Margin</th> <th>Level</th> <th>Factor</th> <th>Loss</th> <th>Factor</th> </tr> <tr> <th>MHz</th> <th>dBuV/m</th> <th>dBuV/m</th> <th>dB</th> <th>dBuV</th> <th>dB/m</th> <th>dB</th> <th>dB</th> </tr> </thead> <tbody> <tr> <td>1</td> <td>5364.05</td> <td>55.66</td> <td>74.00</td> <td>-18.34</td> <td>42.98</td> <td>34.69</td> <td>9.92</td> <td>31.93</td> <td>0.00</td> <td>100</td> <td>209</td> <td>PEAK</td> </tr> </tbody> </table>	Limit	Read	Ant	Cable	Preamp	Aux	APos	TPos	Freq	Level	Line	Margin	Level	Factor	Loss	Factor	MHz	dBuV/m	dBuV/m	dB	dBuV	dB/m	dB	dB	1	5364.05	55.66	74.00	-18.34	42.98	34.69	9.92	31.93	0.00	100	209	PEAK	Blank	
Limit	Read	Ant	Cable	Preamp	Aux	APos	TPos																																	
Freq	Level	Line	Margin	Level	Factor	Loss	Factor																																	
MHz	dBuV/m	dBuV/m	dB	dBuV	dB/m	dB	dB																																	
1	5364.05	55.66	74.00	-18.34	42.98	34.69	9.92	31.93	0.00	100	209	PEAK																												
Avg	<table border="1"> <thead> <tr> <th>Limit</th> <th>Read</th> <th>Ant</th> <th>Cable</th> <th>Preamp</th> <th>Aux</th> <th>APos</th> <th>TPos</th> </tr> <tr> <th>Freq</th> <th>Level</th> <th>Line</th> <th>Margin</th> <th>Level</th> <th>Factor</th> <th>Loss</th> <th>Factor</th> </tr> <tr> <th>MHz</th> <th>dBuV/m</th> <th>dBuV/m</th> <th>dB</th> <th>dBuV</th> <th>dB/m</th> <th>dB</th> <th>dB</th> </tr> </thead> <tbody> <tr> <td>1</td> <td>5353.60</td> <td>44.27</td> <td>54.00</td> <td>-9.73</td> <td>31.64</td> <td>34.65</td> <td>9.91</td> <td>31.93</td> <td>0.00</td> <td>100</td> <td>209</td> <td>AVERAGE</td> </tr> </tbody> </table>	Limit	Read	Ant	Cable	Preamp	Aux	APos	TPos	Freq	Level	Line	Margin	Level	Factor	Loss	Factor	MHz	dBuV/m	dBuV/m	dB	dBuV	dB/m	dB	dB	1	5353.60	44.27	54.00	-9.73	31.64	34.65	9.91	31.93	0.00	100	209	AVERAGE	Blank	
Limit	Read	Ant	Cable	Preamp	Aux	APos	TPos																																	
Freq	Level	Line	Margin	Level	Factor	Loss	Factor																																	
MHz	dBuV/m	dBuV/m	dB	dBuV	dB/m	dB	dB																																	
1	5353.60	44.27	54.00	-9.73	31.64	34.65	9.91	31.93	0.00	100	209	AVERAGE																												



		21																																																							
Mode		Band Edge - L																																																							
		U-NII-2A_5.25-5.35_802.11ac_VHT40_CH54_5270MHz																																																							
Pol.		Vertical					Fundamental																																																		
Peak	Vertical	<table border="1"> <thead> <tr> <th>Limit</th> <th>Read</th> <th>Ant</th> <th>Cable</th> <th>Preamp</th> <th>Aux</th> <th>APos</th> <th>TPos</th> <th colspan="3">Remark</th> </tr> <tr> <th>Freq</th> <th>Level</th> <th>Level</th> <th>Factor</th> <th>Loss</th> <th>Factor</th> <th>Factor</th> <th>Factor</th> <th>cm</th> <th>deg</th> <th></th> </tr> <tr> <th>MHz</th> <th>dBuV/m</th> <th>dBuV/m</th> <th>dB</th> <th>dBuV</th> <th>dB/m</th> <th>dB</th> <th>dB</th> <th>dB</th> <th>cm</th> <th>deg</th> </tr> </thead> <tbody> <tr> <td>1</td> <td>5085.59</td> <td>55.26</td> <td>74.00</td> <td>-18.74</td> <td>43.19</td> <td>34.10</td> <td>9.73</td> <td>31.76</td> <td>0.00</td> <td>400</td> <td>283</td> <td>PEAK</td> </tr> </tbody> </table>										Limit	Read	Ant	Cable	Preamp	Aux	APos	TPos	Remark			Freq	Level	Level	Factor	Loss	Factor	Factor	Factor	cm	deg		MHz	dBuV/m	dBuV/m	dB	dBuV	dB/m	dB	dB	dB	cm	deg	1	5085.59	55.26	74.00	-18.74	43.19	34.10	9.73	31.76	0.00	400	283	PEAK
	Limit	Read	Ant	Cable	Preamp	Aux	APos	TPos	Remark																																																
Freq	Level	Level	Factor	Loss	Factor	Factor	Factor	cm	deg																																																
MHz	dBuV/m	dBuV/m	dB	dBuV	dB/m	dB	dB	dB	cm	deg																																															
1	5085.59	55.26	74.00	-18.74	43.19	34.10	9.73	31.76	0.00	400	283	PEAK																																													
Fundamental	<table border="1"> <thead> <tr> <th>Limit</th> <th>Read</th> <th>Ant</th> <th>Cable</th> <th>Preamp</th> <th>Aux</th> <th>APos</th> <th>TPos</th> <th colspan="3">Remark</th> </tr> <tr> <th>Freq</th> <th>Level</th> <th>Level</th> <th>Factor</th> <th>Loss</th> <th>Factor</th> <th>Factor</th> <th>Factor</th> <th>cm</th> <th>deg</th> <th></th> </tr> <tr> <th>MHz</th> <th>dBuV/m</th> <th>dBuV/m</th> <th>dB</th> <th>dBuV</th> <th>dB/m</th> <th>dB</th> <th>dB</th> <th>dB</th> <th>cm</th> <th>deg</th> </tr> </thead> <tbody> <tr> <td>1</td> <td>5270.00</td> <td>101.80</td> <td>-----</td> <td>-----</td> <td>89.42</td> <td>34.39</td> <td>9.87</td> <td>31.88</td> <td>0.00</td> <td>400</td> <td>283</td> <td>PEAK</td> </tr> </tbody> </table>										Limit	Read	Ant	Cable	Preamp	Aux	APos	TPos	Remark			Freq	Level	Level	Factor	Loss	Factor	Factor	Factor	cm	deg		MHz	dBuV/m	dBuV/m	dB	dBuV	dB/m	dB	dB	dB	cm	deg	1	5270.00	101.80	-----	-----	89.42	34.39	9.87	31.88	0.00	400	283	PEAK	
Limit	Read	Ant	Cable	Preamp	Aux	APos	TPos	Remark																																																	
Freq	Level	Level	Factor	Loss	Factor	Factor	Factor	cm	deg																																																
MHz	dBuV/m	dBuV/m	dB	dBuV	dB/m	dB	dB	dB	cm	deg																																															
1	5270.00	101.80	-----	-----	89.42	34.39	9.87	31.88	0.00	400	283	PEAK																																													
Avg	Vertical	<table border="1"> <thead> <tr> <th>Limit</th> <th>Read</th> <th>Ant</th> <th>Cable</th> <th>Preamp</th> <th>Aux</th> <th>APos</th> <th>TPos</th> <th colspan="3">Remark</th> </tr> <tr> <th>Freq</th> <th>Level</th> <th>Level</th> <th>Factor</th> <th>Loss</th> <th>Factor</th> <th>Factor</th> <th>Factor</th> <th>cm</th> <th>deg</th> <th></th> </tr> <tr> <th>MHz</th> <th>dBuV/m</th> <th>dBuV/m</th> <th>dB</th> <th>dBuV</th> <th>dB/m</th> <th>dB</th> <th>dB</th> <th>dB</th> <th>cm</th> <th>deg</th> </tr> </thead> <tbody> <tr> <td>1</td> <td>5081.00</td> <td>44.17</td> <td>54.00</td> <td>-9.83</td> <td>32.10</td> <td>34.10</td> <td>9.73</td> <td>31.76</td> <td>0.00</td> <td>400</td> <td>283</td> <td>AVERAGE</td> </tr> </tbody> </table>										Limit	Read	Ant	Cable	Preamp	Aux	APos	TPos	Remark			Freq	Level	Level	Factor	Loss	Factor	Factor	Factor	cm	deg		MHz	dBuV/m	dBuV/m	dB	dBuV	dB/m	dB	dB	dB	cm	deg	1	5081.00	44.17	54.00	-9.83	32.10	34.10	9.73	31.76	0.00	400	283	AVERAGE
	Limit	Read	Ant	Cable	Preamp	Aux	APos	TPos	Remark																																																
Freq	Level	Level	Factor	Loss	Factor	Factor	Factor	cm	deg																																																
MHz	dBuV/m	dBuV/m	dB	dBuV	dB/m	dB	dB	dB	cm	deg																																															
1	5081.00	44.17	54.00	-9.83	32.10	34.10	9.73	31.76	0.00	400	283	AVERAGE																																													
Fundamental	<table border="1"> <thead> <tr> <th>Limit</th> <th>Read</th> <th>Ant</th> <th>Cable</th> <th>Preamp</th> <th>Aux</th> <th>APos</th> <th>TPos</th> <th colspan="3">Remark</th> </tr> <tr> <th>Freq</th> <th>Level</th> <th>Level</th> <th>Factor</th> <th>Loss</th> <th>Factor</th> <th>Factor</th> <th>Factor</th> <th>cm</th> <th>deg</th> <th></th> </tr> <tr> <th>MHz</th> <th>dBuV/m</th> <th>dBuV/m</th> <th>dB</th> <th>dBuV</th> <th>dB/m</th> <th>dB</th> <th>dB</th> <th>dB</th> <th>cm</th> <th>deg</th> </tr> </thead> <tbody> <tr> <td>1</td> <td>5270.00</td> <td>92.94</td> <td>-----</td> <td>-----</td> <td>80.56</td> <td>34.39</td> <td>9.87</td> <td>31.88</td> <td>0.00</td> <td>400</td> <td>283</td> <td>AVERAGE</td> </tr> </tbody> </table>										Limit	Read	Ant	Cable	Preamp	Aux	APos	TPos	Remark			Freq	Level	Level	Factor	Loss	Factor	Factor	Factor	cm	deg		MHz	dBuV/m	dBuV/m	dB	dBuV	dB/m	dB	dB	dB	cm	deg	1	5270.00	92.94	-----	-----	80.56	34.39	9.87	31.88	0.00	400	283	AVERAGE	
Limit	Read	Ant	Cable	Preamp	Aux	APos	TPos	Remark																																																	
Freq	Level	Level	Factor	Loss	Factor	Factor	Factor	cm	deg																																																
MHz	dBuV/m	dBuV/m	dB	dBuV	dB/m	dB	dB	dB	cm	deg																																															
1	5270.00	92.94	-----	-----	80.56	34.39	9.87	31.88	0.00	400	283	AVERAGE																																													



		21																																						
Mode	Band Edge - R																																							
	U-NII-2A_5.25-5.35_802.11ac_VHT40_CH54_5270MHz																																							
Pol.	Vertical	Fundamental																																						
Peak	<table border="1"> <thead> <tr> <th>Limit</th> <th>Read</th> <th>Ant</th> <th>Cable</th> <th>Preamp</th> <th>Aux</th> <th>APos</th> <th>TPos</th> </tr> <tr> <th>Freq</th> <th>Level</th> <th>Line</th> <th>Margin</th> <th>Level</th> <th>Factor</th> <th>Loss</th> <th>Factor</th> </tr> <tr> <th>MHz</th> <th>dBuV/m</th> <th>dBuV/m</th> <th>dB</th> <th>dBuV</th> <th>dB/m</th> <th>dB</th> <th>dB</th> </tr> </thead> <tbody> <tr> <td>1</td> <td>5434.73</td> <td>54.28</td> <td>74.00</td> <td>-19.72</td> <td>41.47</td> <td>34.80</td> <td>9.99</td> <td>31.98</td> <td>0.00</td> <td>400</td> <td>283</td> <td>PEAK</td> </tr> </tbody> </table>		Limit	Read	Ant	Cable	Preamp	Aux	APos	TPos	Freq	Level	Line	Margin	Level	Factor	Loss	Factor	MHz	dBuV/m	dBuV/m	dB	dBuV	dB/m	dB	dB	1	5434.73	54.28	74.00	-19.72	41.47	34.80	9.99	31.98	0.00	400	283	PEAK	Blank
Limit	Read	Ant	Cable	Preamp	Aux	APos	TPos																																	
Freq	Level	Line	Margin	Level	Factor	Loss	Factor																																	
MHz	dBuV/m	dBuV/m	dB	dBuV	dB/m	dB	dB																																	
1	5434.73	54.28	74.00	-19.72	41.47	34.80	9.99	31.98	0.00	400	283	PEAK																												
Avg	<table border="1"> <thead> <tr> <th>Limit</th> <th>Read</th> <th>Ant</th> <th>Cable</th> <th>Preamp</th> <th>Aux</th> <th>APos</th> <th>TPos</th> </tr> <tr> <th>Freq</th> <th>Level</th> <th>Line</th> <th>Margin</th> <th>Level</th> <th>Factor</th> <th>Loss</th> <th>Factor</th> </tr> <tr> <th>MHz</th> <th>dBuV/m</th> <th>dBuV/m</th> <th>dB</th> <th>dBuV</th> <th>dB/m</th> <th>dB</th> <th>dB</th> </tr> </thead> <tbody> <tr> <td>1</td> <td>5387.80</td> <td>43.46</td> <td>54.00</td> <td>-10.54</td> <td>30.72</td> <td>34.76</td> <td>9.93</td> <td>31.95</td> <td>0.00</td> <td>400</td> <td>283</td> <td>AVERAGE</td> </tr> </tbody> </table>		Limit	Read	Ant	Cable	Preamp	Aux	APos	TPos	Freq	Level	Line	Margin	Level	Factor	Loss	Factor	MHz	dBuV/m	dBuV/m	dB	dBuV	dB/m	dB	dB	1	5387.80	43.46	54.00	-10.54	30.72	34.76	9.93	31.95	0.00	400	283	AVERAGE	Blank
Limit	Read	Ant	Cable	Preamp	Aux	APos	TPos																																	
Freq	Level	Line	Margin	Level	Factor	Loss	Factor																																	
MHz	dBuV/m	dBuV/m	dB	dBuV	dB/m	dB	dB																																	
1	5387.80	43.46	54.00	-10.54	30.72	34.76	9.93	31.95	0.00	400	283	AVERAGE																												



Mode	21																																																																																																														
	Harmonic																																																																																																														
	U-NII-2A_5.25-5.35_802.11ac_VHT40_CH54_5270MHz																																																																																																														
Pol.	Horizontal	Vertical																																																																																																													
Peak Avg																																																																																																															
	<table border="1"> <thead> <tr> <th>Limit</th> <th>Read</th> <th>Ant</th> <th>Cable</th> <th>Preamp</th> <th>Aux</th> <th>APos</th> <th>TPos</th> <th>Remark</th> </tr> <tr> <th>Freq</th> <th>Level</th> <th>Line</th> <th>Margin</th> <th>Level</th> <th>Factor</th> <th>Loss</th> <th>Factor</th> <th>Factor</th> </tr> <tr> <th>MHz</th> <th>dBuV/m</th> <th>dBuV/m</th> <th>dB</th> <th>dBuV</th> <th>dB/m</th> <th>dB</th> <th>dB</th> <th>dB</th> <th>cm</th> <th>deg</th> </tr> </thead> <tbody> <tr> <td>1</td> <td>7833.00</td> <td>53.46</td> <td>68.30</td> <td>-14.84</td> <td>68.27</td> <td>35.70</td> <td>11.52</td> <td>62.03</td> <td>0.00</td> <td>100</td> <td>204</td> <td>Peak</td> </tr> <tr> <td>2</td> <td>10540.00</td> <td>46.63</td> <td>68.30</td> <td>-21.67</td> <td>56.29</td> <td>37.72</td> <td>14.25</td> <td>61.63</td> <td>0.00</td> <td>---</td> <td>---</td> <td>PEAK</td> </tr> </tbody> </table>	Limit	Read	Ant	Cable	Preamp	Aux	APos	TPos	Remark	Freq	Level	Line	Margin	Level	Factor	Loss	Factor	Factor	MHz	dBuV/m	dBuV/m	dB	dBuV	dB/m	dB	dB	dB	cm	deg	1	7833.00	53.46	68.30	-14.84	68.27	35.70	11.52	62.03	0.00	100	204	Peak	2	10540.00	46.63	68.30	-21.67	56.29	37.72	14.25	61.63	0.00	---	---	PEAK	<table border="1"> <thead> <tr> <th>Limit</th> <th>Read</th> <th>Ant</th> <th>Cable</th> <th>Preamp</th> <th>Aux</th> <th>APos</th> <th>TPos</th> <th>Remark</th> </tr> <tr> <th>Freq</th> <th>Level</th> <th>Line</th> <th>Margin</th> <th>Level</th> <th>Factor</th> <th>Loss</th> <th>Factor</th> <th>Factor</th> </tr> <tr> <th>MHz</th> <th>dBuV/m</th> <th>dBuV/m</th> <th>dB</th> <th>dBuV</th> <th>dB/m</th> <th>dB</th> <th>dB</th> <th>dB</th> <th>cm</th> <th>deg</th> </tr> </thead> <tbody> <tr> <td>1</td> <td>7833.00</td> <td>48.91</td> <td>68.30</td> <td>-19.39</td> <td>63.72</td> <td>35.70</td> <td>11.52</td> <td>62.03</td> <td>0.00</td> <td>100</td> <td>83</td> <td>Peak</td> </tr> <tr> <td>2</td> <td>10540.00</td> <td>46.17</td> <td>68.30</td> <td>-22.13</td> <td>55.83</td> <td>37.72</td> <td>14.25</td> <td>61.63</td> <td>0.00</td> <td>---</td> <td>---</td> <td>PEAK</td> </tr> </tbody> </table>	Limit	Read	Ant	Cable	Preamp	Aux	APos	TPos	Remark	Freq	Level	Line	Margin	Level	Factor	Loss	Factor	Factor	MHz	dBuV/m	dBuV/m	dB	dBuV	dB/m	dB	dB	dB	cm	deg	1	7833.00	48.91	68.30	-19.39	63.72	35.70	11.52	62.03	0.00	100	83	Peak	2	10540.00	46.17	68.30	-22.13	55.83	37.72	14.25	61.63	0.00	---	---
Limit	Read	Ant	Cable	Preamp	Aux	APos	TPos	Remark																																																																																																							
Freq	Level	Line	Margin	Level	Factor	Loss	Factor	Factor																																																																																																							
MHz	dBuV/m	dBuV/m	dB	dBuV	dB/m	dB	dB	dB	cm	deg																																																																																																					
1	7833.00	53.46	68.30	-14.84	68.27	35.70	11.52	62.03	0.00	100	204	Peak																																																																																																			
2	10540.00	46.63	68.30	-21.67	56.29	37.72	14.25	61.63	0.00	---	---	PEAK																																																																																																			
Limit	Read	Ant	Cable	Preamp	Aux	APos	TPos	Remark																																																																																																							
Freq	Level	Line	Margin	Level	Factor	Loss	Factor	Factor																																																																																																							
MHz	dBuV/m	dBuV/m	dB	dBuV	dB/m	dB	dB	dB	cm	deg																																																																																																					
1	7833.00	48.91	68.30	-19.39	63.72	35.70	11.52	62.03	0.00	100	83	Peak																																																																																																			
2	10540.00	46.17	68.30	-22.13	55.83	37.72	14.25	61.63	0.00	---	---	PEAK																																																																																																			



		22																																																																																								
Mode	Band Edge - L																																																																																									
	U-NII-2A_5.25-5.35_802.11ac_VHT40_CH62_5310MHz																																																																																									
Pol.	Horizontal	Fundamental																																																																																								
Peak	<table border="1"> <thead> <tr> <th></th> <th>Limit</th> <th>Read</th> <th>Ant</th> <th>Cable</th> <th>Preamp</th> <th>Aux</th> <th>APos</th> <th>TPos</th> <th>Remark</th> </tr> <tr> <th>Freq</th> <th>Level</th> <th>Line Margin</th> <th>Level Factor</th> <th>Loss Factor</th> <th>Loss Factor</th> <th>Factor</th> <th></th> <th></th> <th></th> </tr> <tr> <th></th> <th>MHz</th> <th>dBuV/m</th> <th>dBuV/m</th> <th>dB</th> <th>dBuV</th> <th>dB/m</th> <th>dB</th> <th>dB</th> <th>cm</th> <th>deg</th> </tr> </thead> <tbody> <tr> <td>1</td> <td>5103.85</td> <td>54.98</td> <td>74.00</td> <td>-19.02</td> <td>42.91</td> <td>34.10</td> <td>9.75</td> <td>31.78</td> <td>0.00</td> <td>101</td> <td>223</td> <td>PEAK</td> </tr> </tbody> </table>		Limit	Read	Ant	Cable	Preamp	Aux	APos	TPos	Remark	Freq	Level	Line Margin	Level Factor	Loss Factor	Loss Factor	Factor					MHz	dBuV/m	dBuV/m	dB	dBuV	dB/m	dB	dB	cm	deg	1	5103.85	54.98	74.00	-19.02	42.91	34.10	9.75	31.78	0.00	101	223	PEAK	<table border="1"> <thead> <tr> <th></th> <th>Limit</th> <th>Read</th> <th>Ant</th> <th>Cable</th> <th>Preamp</th> <th>Aux</th> <th>APos</th> <th>TPos</th> <th>Remark</th> </tr> <tr> <th>Freq</th> <th>Level</th> <th>Line Margin</th> <th>Level Factor</th> <th>Loss Factor</th> <th>Loss Factor</th> <th>Factor</th> <th></th> <th></th> <th></th> </tr> <tr> <th></th> <th>MHz</th> <th>dBuV/m</th> <th>dBuV/m</th> <th>dB</th> <th>dBuV</th> <th>dB/m</th> <th>dB</th> <th>dB</th> <th>cm</th> <th>deg</th> </tr> </thead> <tbody> <tr> <td>1</td> <td>5310.00</td> <td>106.40</td> <td>-----</td> <td>-----</td> <td>93.87</td> <td>34.54</td> <td>9.89</td> <td>31.90</td> <td>0.00</td> <td>101</td> <td>223</td> <td>PEAK</td> </tr> </tbody> </table>		Limit	Read	Ant	Cable	Preamp	Aux	APos	TPos	Remark	Freq	Level	Line Margin	Level Factor	Loss Factor	Loss Factor	Factor					MHz	dBuV/m	dBuV/m	dB	dBuV	dB/m	dB	dB	cm	deg	1	5310.00	106.40	-----	-----	93.87	34.54	9.89	31.90	0.00	101	223	PEAK
		Limit	Read	Ant	Cable	Preamp	Aux	APos	TPos	Remark																																																																																
Freq	Level	Line Margin	Level Factor	Loss Factor	Loss Factor	Factor																																																																																				
	MHz	dBuV/m	dBuV/m	dB	dBuV	dB/m	dB	dB	cm	deg																																																																																
1	5103.85	54.98	74.00	-19.02	42.91	34.10	9.75	31.78	0.00	101	223	PEAK																																																																														
	Limit	Read	Ant	Cable	Preamp	Aux	APos	TPos	Remark																																																																																	
Freq	Level	Line Margin	Level Factor	Loss Factor	Loss Factor	Factor																																																																																				
	MHz	dBuV/m	dBuV/m	dB	dBuV	dB/m	dB	dB	cm	deg																																																																																
1	5310.00	106.40	-----	-----	93.87	34.54	9.89	31.90	0.00	101	223	PEAK																																																																														
Avg	<table border="1"> <thead> <tr> <th></th> <th>Limit</th> <th>Read</th> <th>Ant</th> <th>Cable</th> <th>Preamp</th> <th>Aux</th> <th>APos</th> <th>TPos</th> <th>Remark</th> </tr> <tr> <th>Freq</th> <th>Level</th> <th>Line Margin</th> <th>Level Factor</th> <th>Loss Factor</th> <th>Loss Factor</th> <th>Factor</th> <th></th> <th></th> <th></th> </tr> <tr> <th></th> <th>MHz</th> <th>dBuV/m</th> <th>dBuV/m</th> <th>dB</th> <th>dBuV</th> <th>dB/m</th> <th>dB</th> <th>dB</th> <th>cm</th> <th>deg</th> </tr> </thead> <tbody> <tr> <td>1</td> <td>5087.42</td> <td>44.32</td> <td>54.00</td> <td>-9.68</td> <td>32.26</td> <td>34.10</td> <td>9.73</td> <td>31.77</td> <td>0.00</td> <td>101</td> <td>223</td> <td>AVERAGE</td> </tr> </tbody> </table>		Limit	Read	Ant	Cable	Preamp	Aux	APos	TPos	Remark	Freq	Level	Line Margin	Level Factor	Loss Factor	Loss Factor	Factor					MHz	dBuV/m	dBuV/m	dB	dBuV	dB/m	dB	dB	cm	deg	1	5087.42	44.32	54.00	-9.68	32.26	34.10	9.73	31.77	0.00	101	223	AVERAGE	<table border="1"> <thead> <tr> <th></th> <th>Limit</th> <th>Read</th> <th>Ant</th> <th>Cable</th> <th>Preamp</th> <th>Aux</th> <th>APos</th> <th>TPos</th> <th>Remark</th> </tr> <tr> <th>Freq</th> <th>Level</th> <th>Line Margin</th> <th>Level Factor</th> <th>Loss Factor</th> <th>Loss Factor</th> <th>Factor</th> <th></th> <th></th> <th></th> </tr> <tr> <th></th> <th>MHz</th> <th>dBuV/m</th> <th>dBuV/m</th> <th>dB</th> <th>dBuV</th> <th>dB/m</th> <th>dB</th> <th>dB</th> <th>cm</th> <th>deg</th> </tr> </thead> <tbody> <tr> <td>1</td> <td>5310.00</td> <td>96.94</td> <td>-----</td> <td>-----</td> <td>84.41</td> <td>34.54</td> <td>9.89</td> <td>31.90</td> <td>0.00</td> <td>101</td> <td>223</td> <td>AVERAGE</td> </tr> </tbody> </table>		Limit	Read	Ant	Cable	Preamp	Aux	APos	TPos	Remark	Freq	Level	Line Margin	Level Factor	Loss Factor	Loss Factor	Factor					MHz	dBuV/m	dBuV/m	dB	dBuV	dB/m	dB	dB	cm	deg	1	5310.00	96.94	-----	-----	84.41	34.54	9.89	31.90	0.00	101	223	AVERAGE
	Limit	Read	Ant	Cable	Preamp	Aux	APos	TPos	Remark																																																																																	
Freq	Level	Line Margin	Level Factor	Loss Factor	Loss Factor	Factor																																																																																				
	MHz	dBuV/m	dBuV/m	dB	dBuV	dB/m	dB	dB	cm	deg																																																																																
1	5087.42	44.32	54.00	-9.68	32.26	34.10	9.73	31.77	0.00	101	223	AVERAGE																																																																														
	Limit	Read	Ant	Cable	Preamp	Aux	APos	TPos	Remark																																																																																	
Freq	Level	Line Margin	Level Factor	Loss Factor	Loss Factor	Factor																																																																																				
	MHz	dBuV/m	dBuV/m	dB	dBuV	dB/m	dB	dB	cm	deg																																																																																
1	5310.00	96.94	-----	-----	84.41	34.54	9.89	31.90	0.00	101	223	AVERAGE																																																																														





		22																																								
Mode	Band Edge - R																																									
	U-NII-2A_5.25-5.35_802.11ac_VHT40_CH62_5310MHz																																									
Pol.	Horizontal	Fundamental																																								
Peak	<table border="1"> <thead> <tr> <th>Limit</th> <th>Read</th> <th>Ant</th> <th>Cable</th> <th>Preamp</th> <th>Aux</th> <th>APos</th> <th>TPos</th> </tr> <tr> <th>Freq</th> <th>Level</th> <th>Level</th> <th>Factor</th> <th>Loss</th> <th>Factor</th> <th>Factor</th> <th>Remark</th> </tr> <tr> <th>MHz</th> <th>dBuV/m</th> <th>dBuV/m</th> <th>dB</th> <th>dBuV</th> <th>dB/m</th> <th>dB</th> <th>dB</th> <th>cm</th> <th>deg</th> </tr> </thead> <tbody> <tr> <td>1</td> <td>5350.50</td> <td>60.82</td> <td>74.00</td> <td>-13.18</td> <td>48.18</td> <td>34.65</td> <td>9.91</td> <td>31.92</td> <td>0.00</td> <td>101</td> <td>223</td> <td>PEAK</td> </tr> </tbody> </table>	Limit	Read	Ant	Cable	Preamp	Aux	APos	TPos	Freq	Level	Level	Factor	Loss	Factor	Factor	Remark	MHz	dBuV/m	dBuV/m	dB	dBuV	dB/m	dB	dB	cm	deg	1	5350.50	60.82	74.00	-13.18	48.18	34.65	9.91	31.92	0.00	101	223	PEAK	Blank	
Limit	Read	Ant	Cable	Preamp	Aux	APos	TPos																																			
Freq	Level	Level	Factor	Loss	Factor	Factor	Remark																																			
MHz	dBuV/m	dBuV/m	dB	dBuV	dB/m	dB	dB	cm	deg																																	
1	5350.50	60.82	74.00	-13.18	48.18	34.65	9.91	31.92	0.00	101	223	PEAK																														
Avg	<table border="1"> <thead> <tr> <th>Limit</th> <th>Read</th> <th>Ant</th> <th>Cable</th> <th>Preamp</th> <th>Aux</th> <th>APos</th> <th>TPos</th> </tr> <tr> <th>Freq</th> <th>Level</th> <th>Level</th> <th>Factor</th> <th>Loss</th> <th>Factor</th> <th>Factor</th> <th>Remark</th> </tr> <tr> <th>MHz</th> <th>dBuV/m</th> <th>dBuV/m</th> <th>dB</th> <th>dBuV</th> <th>dB/m</th> <th>dB</th> <th>dB</th> <th>cm</th> <th>deg</th> </tr> </thead> <tbody> <tr> <td>1</td> <td>5350.05</td> <td>50.72</td> <td>54.00</td> <td>-3.28</td> <td>38.09</td> <td>34.64</td> <td>9.91</td> <td>31.92</td> <td>0.00</td> <td>101</td> <td>223</td> <td>AVERAGE</td> </tr> </tbody> </table>	Limit	Read	Ant	Cable	Preamp	Aux	APos	TPos	Freq	Level	Level	Factor	Loss	Factor	Factor	Remark	MHz	dBuV/m	dBuV/m	dB	dBuV	dB/m	dB	dB	cm	deg	1	5350.05	50.72	54.00	-3.28	38.09	34.64	9.91	31.92	0.00	101	223	AVERAGE	Blank	
Limit	Read	Ant	Cable	Preamp	Aux	APos	TPos																																			
Freq	Level	Level	Factor	Loss	Factor	Factor	Remark																																			
MHz	dBuV/m	dBuV/m	dB	dBuV	dB/m	dB	dB	cm	deg																																	
1	5350.05	50.72	54.00	-3.28	38.09	34.64	9.91	31.92	0.00	101	223	AVERAGE																														



		22																																																																													
Mode	Band Edge - L																																																																														
	U-NII-2A_5.25-5.35_802.11ac_VHT40_CH62_5310MHz																																																																														
Pol.	Vertical					Fundamental																																																																									
Peak																																																																															
	<table border="1"> <thead> <tr> <th></th> <th>Limit</th> <th>Read</th> <th>Ant</th> <th>Cable</th> <th>Preamp</th> <th>Aux</th> <th>APos</th> <th>TPos</th> <th colspan="2">Remark</th> </tr> <tr> <th>Freq</th> <th>Level</th> <th>Line Margin</th> <th>Level Factor</th> <th>Loss Factor</th> <th>Loss Factor</th> <th>Factor</th> <th></th> <th></th> <th>cm</th> <th>deg</th> </tr> </thead> <tbody> <tr> <td>1</td> <td>5019.53</td> <td>55.52</td> <td>74.00</td> <td>-18.48</td> <td>43.48</td> <td>34.10</td> <td>9.67</td> <td>31.73</td> <td>0.00</td> <td>350</td> <td>287</td> <td>PEAK</td> </tr> </tbody> </table>						Limit	Read	Ant	Cable	Preamp	Aux	APos	TPos	Remark		Freq	Level	Line Margin	Level Factor	Loss Factor	Loss Factor	Factor			cm	deg	1	5019.53	55.52	74.00	-18.48	43.48	34.10	9.67	31.73	0.00	350	287	PEAK	<table border="1"> <thead> <tr> <th></th> <th>Limit</th> <th>Read</th> <th>Ant</th> <th>Cable</th> <th>Preamp</th> <th>Aux</th> <th>APos</th> <th>TPos</th> <th colspan="2">Remark</th> </tr> <tr> <th>Freq</th> <th>Level</th> <th>Line Margin</th> <th>Level Factor</th> <th>Loss Factor</th> <th>Loss Factor</th> <th>Factor</th> <th></th> <th></th> <th>cm</th> <th>deg</th> </tr> </thead> <tbody> <tr> <td>1</td> <td>5310.00</td> <td>101.44</td> <td>-----</td> <td>-----</td> <td>88.91</td> <td>34.54</td> <td>9.89</td> <td>31.90</td> <td>0.00</td> <td>350</td> <td>287</td> <td>PEAK</td> </tr> </tbody> </table>						Limit	Read	Ant	Cable	Preamp	Aux	APos	TPos	Remark		Freq	Level	Line Margin	Level Factor	Loss Factor	Loss Factor	Factor			cm	deg	1	5310.00	101.44	-----	-----	88.91	34.54	9.89	31.90	0.00	350	287
	Limit	Read	Ant	Cable	Preamp	Aux	APos	TPos	Remark																																																																						
Freq	Level	Line Margin	Level Factor	Loss Factor	Loss Factor	Factor			cm	deg																																																																					
1	5019.53	55.52	74.00	-18.48	43.48	34.10	9.67	31.73	0.00	350	287	PEAK																																																																			
	Limit	Read	Ant	Cable	Preamp	Aux	APos	TPos	Remark																																																																						
Freq	Level	Line Margin	Level Factor	Loss Factor	Loss Factor	Factor			cm	deg																																																																					
1	5310.00	101.44	-----	-----	88.91	34.54	9.89	31.90	0.00	350	287	PEAK																																																																			
Avg																																																																															
	<table border="1"> <thead> <tr> <th></th> <th>Limit</th> <th>Read</th> <th>Ant</th> <th>Cable</th> <th>Preamp</th> <th>Aux</th> <th>APos</th> <th>TPos</th> <th colspan="2">Remark</th> </tr> <tr> <th>Freq</th> <th>Level</th> <th>Line Margin</th> <th>Level Factor</th> <th>Loss Factor</th> <th>Loss Factor</th> <th>Factor</th> <th></th> <th></th> <th>cm</th> <th>deg</th> </tr> </thead> <tbody> <tr> <td>1</td> <td>5090.21</td> <td>44.30</td> <td>54.00</td> <td>-9.70</td> <td>32.24</td> <td>34.10</td> <td>9.73</td> <td>31.77</td> <td>0.00</td> <td>350</td> <td>287</td> <td>AVERAGE</td> </tr> </tbody> </table>						Limit	Read	Ant	Cable	Preamp	Aux	APos	TPos	Remark		Freq	Level	Line Margin	Level Factor	Loss Factor	Loss Factor	Factor			cm	deg	1	5090.21	44.30	54.00	-9.70	32.24	34.10	9.73	31.77	0.00	350	287	AVERAGE	<table border="1"> <thead> <tr> <th></th> <th>Limit</th> <th>Read</th> <th>Ant</th> <th>Cable</th> <th>Preamp</th> <th>Aux</th> <th>APos</th> <th>TPos</th> <th colspan="2">Remark</th> </tr> <tr> <th>Freq</th> <th>Level</th> <th>Line Margin</th> <th>Level Factor</th> <th>Loss Factor</th> <th>Loss Factor</th> <th>Factor</th> <th></th> <th></th> <th>cm</th> <th>deg</th> </tr> </thead> <tbody> <tr> <td>1</td> <td>5310.00</td> <td>92.55</td> <td>-----</td> <td>-----</td> <td>80.02</td> <td>34.54</td> <td>9.89</td> <td>31.90</td> <td>0.00</td> <td>350</td> <td>287</td> <td>AVERAGE</td> </tr> </tbody> </table>						Limit	Read	Ant	Cable	Preamp	Aux	APos	TPos	Remark		Freq	Level	Line Margin	Level Factor	Loss Factor	Loss Factor	Factor			cm	deg	1	5310.00	92.55	-----	-----	80.02	34.54	9.89	31.90	0.00	350	287
	Limit	Read	Ant	Cable	Preamp	Aux	APos	TPos	Remark																																																																						
Freq	Level	Line Margin	Level Factor	Loss Factor	Loss Factor	Factor			cm	deg																																																																					
1	5090.21	44.30	54.00	-9.70	32.24	34.10	9.73	31.77	0.00	350	287	AVERAGE																																																																			
	Limit	Read	Ant	Cable	Preamp	Aux	APos	TPos	Remark																																																																						
Freq	Level	Line Margin	Level Factor	Loss Factor	Loss Factor	Factor			cm	deg																																																																					
1	5310.00	92.55	-----	-----	80.02	34.54	9.89	31.90	0.00	350	287	AVERAGE																																																																			

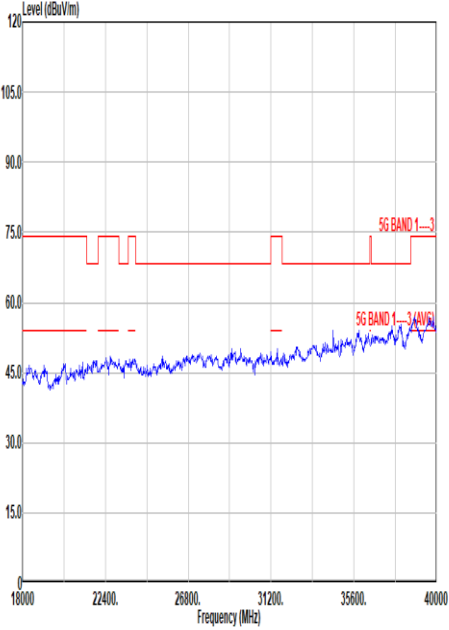
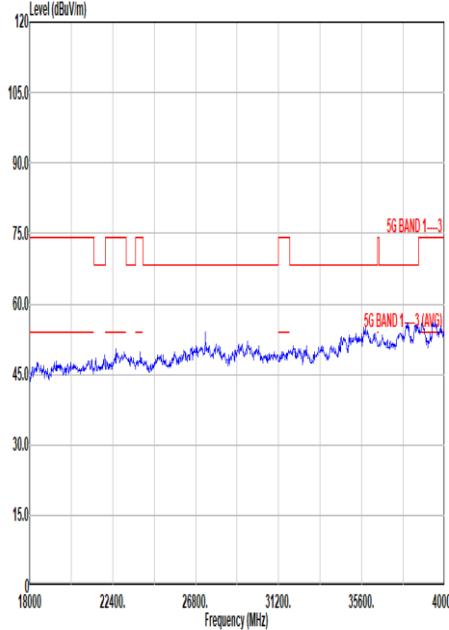


		22																																																									
Mode	Band Edge - R																																																										
	U-NII-2A_5.25-5.35_802.11ac_VHT40_CH62_5310MHz																																																										
Pol.	Vertical	Fundamental																																																									
Peak	<table border="1"> <thead> <tr> <th>Limit</th> <th>Read</th> <th>Ant</th> <th>Cable</th> <th>Preamp</th> <th>Aux</th> <th>APos</th> <th>TPos</th> </tr> <tr> <th>Freq</th> <th>Level</th> <th>Line</th> <th>Margin</th> <th>Level</th> <th>Factor</th> <th>Loss</th> <th>Factor</th> </tr> <tr> <th>MHz</th> <th>dBuV/m</th> <th>dBuV/m</th> <th>dB</th> <th>dBuV</th> <th>dB/m</th> <th>dB</th> <th>dB</th> </tr> </thead> <tbody> <tr> <td>1</td> <td>5350.50</td> <td>54.88</td> <td>74.00</td> <td>-19.12</td> <td>42.24</td> <td>34.65</td> <td>9.91</td> </tr> <tr> <td></td> <td></td> <td></td> <td></td> <td></td> <td>31.92</td> <td>0.00</td> <td>350</td> </tr> <tr> <td></td> <td></td> <td></td> <td></td> <td></td> <td></td> <td></td> <td>287</td> </tr> <tr> <td></td> <td></td> <td></td> <td></td> <td></td> <td></td> <td></td> <td>PEAK</td> </tr> </tbody> </table>	Limit	Read	Ant	Cable	Preamp	Aux	APos	TPos	Freq	Level	Line	Margin	Level	Factor	Loss	Factor	MHz	dBuV/m	dBuV/m	dB	dBuV	dB/m	dB	dB	1	5350.50	54.88	74.00	-19.12	42.24	34.65	9.91						31.92	0.00	350								287								PEAK	Blank	
Limit	Read	Ant	Cable	Preamp	Aux	APos	TPos																																																				
Freq	Level	Line	Margin	Level	Factor	Loss	Factor																																																				
MHz	dBuV/m	dBuV/m	dB	dBuV	dB/m	dB	dB																																																				
1	5350.50	54.88	74.00	-19.12	42.24	34.65	9.91																																																				
					31.92	0.00	350																																																				
							287																																																				
							PEAK																																																				
Avg	<table border="1"> <thead> <tr> <th>Limit</th> <th>Read</th> <th>Ant</th> <th>Cable</th> <th>Preamp</th> <th>Aux</th> <th>APos</th> <th>TPos</th> </tr> <tr> <th>Freq</th> <th>Level</th> <th>Line</th> <th>Margin</th> <th>Level</th> <th>Factor</th> <th>Loss</th> <th>Factor</th> </tr> <tr> <th>MHz</th> <th>dBuV/m</th> <th>dBuV/m</th> <th>dB</th> <th>dBuV</th> <th>dB/m</th> <th>dB</th> <th>dB</th> </tr> </thead> <tbody> <tr> <td>1</td> <td>5350.65</td> <td>45.74</td> <td>54.00</td> <td>-8.26</td> <td>33.10</td> <td>34.65</td> <td>9.91</td> </tr> <tr> <td></td> <td></td> <td></td> <td></td> <td></td> <td>31.92</td> <td>0.00</td> <td>350</td> </tr> <tr> <td></td> <td></td> <td></td> <td></td> <td></td> <td></td> <td></td> <td>287</td> </tr> <tr> <td></td> <td></td> <td></td> <td></td> <td></td> <td></td> <td></td> <td>AVERAGE</td> </tr> </tbody> </table>	Limit	Read	Ant	Cable	Preamp	Aux	APos	TPos	Freq	Level	Line	Margin	Level	Factor	Loss	Factor	MHz	dBuV/m	dBuV/m	dB	dBuV	dB/m	dB	dB	1	5350.65	45.74	54.00	-8.26	33.10	34.65	9.91						31.92	0.00	350								287								AVERAGE	Blank	
Limit	Read	Ant	Cable	Preamp	Aux	APos	TPos																																																				
Freq	Level	Line	Margin	Level	Factor	Loss	Factor																																																				
MHz	dBuV/m	dBuV/m	dB	dBuV	dB/m	dB	dB																																																				
1	5350.65	45.74	54.00	-8.26	33.10	34.65	9.91																																																				
					31.92	0.00	350																																																				
							287																																																				
							AVERAGE																																																				



Mode	22																																																																																																												
	Harmonic																																																																																																												
	U-NII-2A_5.25-5.35_802.11ac_VHT40_CH62_5310MHz																																																																																																												
Pol.	Horizontal	Vertical																																																																																																											
Peak Avg																																																																																																													
	<table border="1"> <thead> <tr> <th>Limit</th> <th>Read</th> <th>Ant</th> <th>Cable</th> <th>Preamp</th> <th>Aux</th> <th>APos</th> <th>TPos</th> <th>Remark</th> </tr> <tr> <th>Freq</th> <th>Level</th> <th>Line</th> <th>Margin</th> <th>Level</th> <th>Factor</th> <th>Loss</th> <th>Factor</th> <th>Factor</th> </tr> <tr> <th>MHz</th> <th>dBuV/m</th> <th>dBuV/m</th> <th>dB</th> <th>dBuV</th> <th>dB/m</th> <th>dB</th> <th>dB</th> <th>cm</th> <th>deg</th> </tr> </thead> <tbody> <tr> <td>1</td> <td>7888.00</td> <td>51.06</td> <td>68.30</td> <td>-17.24</td> <td>65.83</td> <td>35.70</td> <td>11.56</td> <td>62.03</td> <td>0.00</td> <td>100</td> <td>238</td> <td>Peak</td> </tr> <tr> <td>2</td> <td>10620.00</td> <td>46.06</td> <td>74.00</td> <td>-27.94</td> <td>55.62</td> <td>37.77</td> <td>14.31</td> <td>61.64</td> <td>0.00</td> <td>---</td> <td>---</td> <td>PEAK</td> </tr> </tbody> </table>	Limit	Read	Ant	Cable	Preamp	Aux	APos	TPos	Remark	Freq	Level	Line	Margin	Level	Factor	Loss	Factor	Factor	MHz	dBuV/m	dBuV/m	dB	dBuV	dB/m	dB	dB	cm	deg	1	7888.00	51.06	68.30	-17.24	65.83	35.70	11.56	62.03	0.00	100	238	Peak	2	10620.00	46.06	74.00	-27.94	55.62	37.77	14.31	61.64	0.00	---	---	PEAK	<table border="1"> <thead> <tr> <th>Limit</th> <th>Read</th> <th>Ant</th> <th>Cable</th> <th>Preamp</th> <th>Aux</th> <th>APos</th> <th>TPos</th> <th>Remark</th> </tr> <tr> <th>Freq</th> <th>Level</th> <th>Line</th> <th>Margin</th> <th>Level</th> <th>Factor</th> <th>Loss</th> <th>Factor</th> <th>Factor</th> </tr> <tr> <th>MHz</th> <th>dBuV/m</th> <th>dBuV/m</th> <th>dB</th> <th>dBuV</th> <th>dB/m</th> <th>dB</th> <th>dB</th> <th>cm</th> <th>deg</th> </tr> </thead> <tbody> <tr> <td>1</td> <td>7888.00</td> <td>46.83</td> <td>68.30</td> <td>-21.47</td> <td>61.60</td> <td>35.70</td> <td>11.56</td> <td>62.03</td> <td>0.00</td> <td>300</td> <td>246</td> <td>Peak</td> </tr> <tr> <td>2</td> <td>10620.00</td> <td>45.83</td> <td>74.00</td> <td>-28.17</td> <td>55.39</td> <td>37.77</td> <td>14.31</td> <td>61.64</td> <td>0.00</td> <td>---</td> <td>---</td> <td>PEAK</td> </tr> </tbody> </table>	Limit	Read	Ant	Cable	Preamp	Aux	APos	TPos	Remark	Freq	Level	Line	Margin	Level	Factor	Loss	Factor	Factor	MHz	dBuV/m	dBuV/m	dB	dBuV	dB/m	dB	dB	cm	deg	1	7888.00	46.83	68.30	-21.47	61.60	35.70	11.56	62.03	0.00	300	246	Peak	2	10620.00	45.83	74.00	-28.17	55.39	37.77	14.31	61.64	0.00	---	---
Limit	Read	Ant	Cable	Preamp	Aux	APos	TPos	Remark																																																																																																					
Freq	Level	Line	Margin	Level	Factor	Loss	Factor	Factor																																																																																																					
MHz	dBuV/m	dBuV/m	dB	dBuV	dB/m	dB	dB	cm	deg																																																																																																				
1	7888.00	51.06	68.30	-17.24	65.83	35.70	11.56	62.03	0.00	100	238	Peak																																																																																																	
2	10620.00	46.06	74.00	-27.94	55.62	37.77	14.31	61.64	0.00	---	---	PEAK																																																																																																	
Limit	Read	Ant	Cable	Preamp	Aux	APos	TPos	Remark																																																																																																					
Freq	Level	Line	Margin	Level	Factor	Loss	Factor	Factor																																																																																																					
MHz	dBuV/m	dBuV/m	dB	dBuV	dB/m	dB	dB	cm	deg																																																																																																				
1	7888.00	46.83	68.30	-21.47	61.60	35.70	11.56	62.03	0.00	300	246	Peak																																																																																																	
2	10620.00	45.83	74.00	-28.17	55.39	37.77	14.31	61.64	0.00	---	---	PEAK																																																																																																	



Mode	22	
	Harmonic above 18GHz	
	U-NII-2A_5.25-5.35_802.11ac VHT40_CH62_5310MHz	
Pol.	Horizontal	Vertical
Peak Avg		



		23																																																																																																					
Mode	Band Edge - L																																																																																																						
	U-NII-2C_5.47-5.725_802.11ac_VHT40_CH102_5510MHz																																																																																																						
Pol.	Horizontal		Fundamental																																																																																																				
Peak																																																																																																							
	<table border="1"> <thead> <tr> <th></th> <th>Limit</th> <th>Read</th> <th>Ant</th> <th>Cable</th> <th>Preamp</th> <th>Aux</th> <th>APos</th> <th>TPos</th> <th></th> </tr> <tr> <th>Freq</th> <th>Level</th> <th>Line Margin</th> <th>Level Factor</th> <th>Loss Factor</th> <th>Factor</th> <th>Factor</th> <th></th> <th></th> <th>Remark</th> </tr> <tr> <th></th> <th>MHz</th> <th>dBuV/m</th> <th>dBuV/m</th> <th>dB</th> <th>dBuV</th> <th>dB/m</th> <th>dB</th> <th>dB</th> <th>cm</th> <th>deg</th> </tr> </thead> <tbody> <tr> <td>1</td> <td>5459.60</td> <td>58.53</td> <td>74.00</td> <td>-15.47</td> <td>45.69</td> <td>34.80</td> <td>10.03</td> <td>31.99</td> <td>0.00</td> <td>114</td> <td>226</td> <td>PEAK</td> </tr> <tr> <td>2</td> <td>5468.56</td> <td>62.07</td> <td>68.30</td> <td>-6.23</td> <td>49.23</td> <td>34.80</td> <td>10.04</td> <td>32.00</td> <td>0.00</td> <td>114</td> <td>226</td> <td>PEAK</td> </tr> </tbody> </table>			Limit	Read	Ant	Cable	Preamp	Aux	APos	TPos		Freq	Level	Line Margin	Level Factor	Loss Factor	Factor	Factor			Remark		MHz	dBuV/m	dBuV/m	dB	dBuV	dB/m	dB	dB	cm	deg	1	5459.60	58.53	74.00	-15.47	45.69	34.80	10.03	31.99	0.00	114	226	PEAK	2	5468.56	62.07	68.30	-6.23	49.23	34.80	10.04	32.00	0.00	114	226	PEAK	<table border="1"> <thead> <tr> <th></th> <th>Limit</th> <th>Read</th> <th>Ant</th> <th>Cable</th> <th>Preamp</th> <th>Aux</th> <th>APos</th> <th>TPos</th> <th></th> </tr> <tr> <th>Freq</th> <th>Level</th> <th>Line Margin</th> <th>Level Factor</th> <th>Loss Factor</th> <th>Factor</th> <th>Factor</th> <th></th> <th></th> <th>Remark</th> </tr> <tr> <th></th> <th>MHz</th> <th>dBuV/m</th> <th>dBuV/m</th> <th>dB</th> <th>dBuV</th> <th>dB/m</th> <th>dB</th> <th>dB</th> <th>cm</th> <th>deg</th> </tr> </thead> <tbody> <tr> <td>1</td> <td>5510.00</td> <td>105.22</td> <td>-----</td> <td>-----</td> <td>92.34</td> <td>34.79</td> <td>10.11</td> <td>32.02</td> <td>0.00</td> <td>114</td> <td>226</td> <td>PEAK</td> </tr> </tbody> </table>		Limit	Read	Ant	Cable	Preamp	Aux	APos	TPos		Freq	Level	Line Margin	Level Factor	Loss Factor	Factor	Factor			Remark		MHz	dBuV/m	dBuV/m	dB	dBuV	dB/m	dB	dB	cm	deg	1	5510.00	105.22	-----	-----	92.34	34.79	10.11	32.02	0.00	114	226
	Limit	Read	Ant	Cable	Preamp	Aux	APos	TPos																																																																																															
Freq	Level	Line Margin	Level Factor	Loss Factor	Factor	Factor			Remark																																																																																														
	MHz	dBuV/m	dBuV/m	dB	dBuV	dB/m	dB	dB	cm	deg																																																																																													
1	5459.60	58.53	74.00	-15.47	45.69	34.80	10.03	31.99	0.00	114	226	PEAK																																																																																											
2	5468.56	62.07	68.30	-6.23	49.23	34.80	10.04	32.00	0.00	114	226	PEAK																																																																																											
	Limit	Read	Ant	Cable	Preamp	Aux	APos	TPos																																																																																															
Freq	Level	Line Margin	Level Factor	Loss Factor	Factor	Factor			Remark																																																																																														
	MHz	dBuV/m	dBuV/m	dB	dBuV	dB/m	dB	dB	cm	deg																																																																																													
1	5510.00	105.22	-----	-----	92.34	34.79	10.11	32.02	0.00	114	226	PEAK																																																																																											
Avg																																																																																																							
	<table border="1"> <thead> <tr> <th></th> <th>Limit</th> <th>Read</th> <th>Ant</th> <th>Cable</th> <th>Preamp</th> <th>Aux</th> <th>APos</th> <th>TPos</th> <th></th> </tr> <tr> <th>Freq</th> <th>Level</th> <th>Line Margin</th> <th>Level Factor</th> <th>Loss Factor</th> <th>Factor</th> <th>Factor</th> <th></th> <th></th> <th>Remark</th> </tr> <tr> <th></th> <th>MHz</th> <th>dBuV/m</th> <th>dBuV/m</th> <th>dB</th> <th>dBuV</th> <th>dB/m</th> <th>dB</th> <th>dB</th> <th>cm</th> <th>deg</th> </tr> </thead> <tbody> <tr> <td>1</td> <td>5459.28</td> <td>47.06</td> <td>54.00</td> <td>-6.94</td> <td>34.22</td> <td>34.80</td> <td>10.03</td> <td>31.99</td> <td>0.00</td> <td>114</td> <td>226</td> <td>AVERAGE</td> </tr> </tbody> </table>			Limit	Read	Ant	Cable	Preamp	Aux	APos	TPos		Freq	Level	Line Margin	Level Factor	Loss Factor	Factor	Factor			Remark		MHz	dBuV/m	dBuV/m	dB	dBuV	dB/m	dB	dB	cm	deg	1	5459.28	47.06	54.00	-6.94	34.22	34.80	10.03	31.99	0.00	114	226	AVERAGE	<table border="1"> <thead> <tr> <th></th> <th>Limit</th> <th>Read</th> <th>Ant</th> <th>Cable</th> <th>Preamp</th> <th>Aux</th> <th>APos</th> <th>TPos</th> <th></th> </tr> <tr> <th>Freq</th> <th>Level</th> <th>Line Margin</th> <th>Level Factor</th> <th>Loss Factor</th> <th>Factor</th> <th>Factor</th> <th></th> <th></th> <th>Remark</th> </tr> <tr> <th></th> <th>MHz</th> <th>dBuV/m</th> <th>dBuV/m</th> <th>dB</th> <th>dBuV</th> <th>dB/m</th> <th>dB</th> <th>dB</th> <th>cm</th> <th>deg</th> </tr> </thead> <tbody> <tr> <td>1</td> <td>5510.00</td> <td>97.03</td> <td>-----</td> <td>-----</td> <td>84.15</td> <td>34.79</td> <td>10.11</td> <td>32.02</td> <td>0.00</td> <td>114</td> <td>226</td> <td>AVERAGE</td> </tr> </tbody> </table>		Limit	Read	Ant	Cable	Preamp	Aux	APos	TPos		Freq	Level	Line Margin	Level Factor	Loss Factor	Factor	Factor			Remark		MHz	dBuV/m	dBuV/m	dB	dBuV	dB/m	dB	dB	cm	deg	1	5510.00	97.03	-----	-----	84.15	34.79	10.11	32.02	0.00	114	226	AVERAGE												
	Limit	Read	Ant	Cable	Preamp	Aux	APos	TPos																																																																																															
Freq	Level	Line Margin	Level Factor	Loss Factor	Factor	Factor			Remark																																																																																														
	MHz	dBuV/m	dBuV/m	dB	dBuV	dB/m	dB	dB	cm	deg																																																																																													
1	5459.28	47.06	54.00	-6.94	34.22	34.80	10.03	31.99	0.00	114	226	AVERAGE																																																																																											
	Limit	Read	Ant	Cable	Preamp	Aux	APos	TPos																																																																																															
Freq	Level	Line Margin	Level Factor	Loss Factor	Factor	Factor			Remark																																																																																														
	MHz	dBuV/m	dBuV/m	dB	dBuV	dB/m	dB	dB	cm	deg																																																																																													
1	5510.00	97.03	-----	-----	84.15	34.79	10.11	32.02	0.00	114	226	AVERAGE																																																																																											



Mode	23																																									
	Band Edge - R																																									
	U-NII-2C_5.47-5.725_802.11ac VHT40_CH102_5510MHz																																									
Pol.	Horizontal	Fundamental																																								
Peak	<table border="1"> <thead> <tr> <th>Limit</th> <th>Read</th> <th>Ant</th> <th>Cable</th> <th>Preamp</th> <th>Aux</th> <th>APos</th> <th>TPos</th> <th>Remark</th> </tr> <tr> <th>Freq</th> <th>Level</th> <th>Line</th> <th>Margin</th> <th>Level</th> <th>Factor</th> <th>Loss</th> <th>Factor</th> <th>Factor</th> </tr> <tr> <th>MHz</th> <th>dBuV/m</th> <th>dBuV/m</th> <th>dB</th> <th>dBuV</th> <th>dB/m</th> <th>dB</th> <th>dB</th> <th>cm</th> <th>deg</th> </tr> </thead> <tbody> <tr> <td>1 5752.25</td> <td>54.80</td> <td>68.30</td> <td>-13.50</td> <td>41.88</td> <td>34.56</td> <td>10.37</td> <td>32.01</td> <td>0.00</td> <td>114</td> <td>226</td> <td>PEAK</td> </tr> </tbody> </table>	Limit	Read	Ant	Cable	Preamp	Aux	APos	TPos	Remark	Freq	Level	Line	Margin	Level	Factor	Loss	Factor	Factor	MHz	dBuV/m	dBuV/m	dB	dBuV	dB/m	dB	dB	cm	deg	1 5752.25	54.80	68.30	-13.50	41.88	34.56	10.37	32.01	0.00	114	226	PEAK	Blank
Limit	Read	Ant	Cable	Preamp	Aux	APos	TPos	Remark																																		
Freq	Level	Line	Margin	Level	Factor	Loss	Factor	Factor																																		
MHz	dBuV/m	dBuV/m	dB	dBuV	dB/m	dB	dB	cm	deg																																	
1 5752.25	54.80	68.30	-13.50	41.88	34.56	10.37	32.01	0.00	114	226	PEAK																															



		23																																																																																													
Mode	Band Edge - L																																																																																														
	U-NII-2C_5.47-5.725_802.11ac_VHT40_CH102_5510MHz																																																																																														
Pol.	Vertical	Fundamental																																																																																													
Peak	<table border="1"> <thead> <tr> <th>Limit</th> <th>Read</th> <th>Ant</th> <th>Cable</th> <th>Preamp</th> <th>Aux</th> <th>APos</th> <th>TPos</th> <th>Remark</th> </tr> <tr> <th>Freq</th> <th>Level</th> <th>Line Margin</th> <th>Level Factor</th> <th>Loss Factor</th> <th>Factor</th> <th></th> <th></th> <th></th> </tr> <tr> <th>MHz</th> <th>dBuV/m</th> <th>dBuV/m</th> <th>dB</th> <th>dBuV</th> <th>dB/m</th> <th>dB</th> <th>dB</th> <th>dB</th> </tr> </thead> <tbody> <tr> <td>1</td> <td>5433.20</td> <td>55.65</td> <td>74.00</td> <td>-18.35</td> <td>42.83</td> <td>34.80</td> <td>9.99</td> <td>31.97</td> <td>0.00</td> <td>395</td> <td>240</td> <td>PEAK</td> </tr> <tr> <td>2</td> <td>5469.68</td> <td>58.22</td> <td>68.30</td> <td>-10.08</td> <td>45.38</td> <td>34.80</td> <td>10.04</td> <td>32.00</td> <td>0.00</td> <td>395</td> <td>240</td> <td>PEAK</td> </tr> </tbody> </table>	Limit	Read	Ant	Cable	Preamp	Aux	APos	TPos	Remark	Freq	Level	Line Margin	Level Factor	Loss Factor	Factor				MHz	dBuV/m	dBuV/m	dB	dBuV	dB/m	dB	dB	dB	1	5433.20	55.65	74.00	-18.35	42.83	34.80	9.99	31.97	0.00	395	240	PEAK	2	5469.68	58.22	68.30	-10.08	45.38	34.80	10.04	32.00	0.00	395	240	PEAK	<table border="1"> <thead> <tr> <th>Limit</th> <th>Read</th> <th>Ant</th> <th>Cable</th> <th>Preamp</th> <th>Aux</th> <th>APos</th> <th>TPos</th> <th>Remark</th> </tr> <tr> <th>Freq</th> <th>Level</th> <th>Line Margin</th> <th>Level Factor</th> <th>Loss Factor</th> <th>Factor</th> <th></th> <th></th> <th></th> </tr> <tr> <th>MHz</th> <th>dBuV/m</th> <th>dBuV/m</th> <th>dB</th> <th>dBuV</th> <th>dB/m</th> <th>dB</th> <th>dB</th> <th>dB</th> </tr> </thead> <tbody> <tr> <td>1</td> <td>5510.00</td> <td>99.80</td> <td>-----</td> <td>-----</td> <td>86.95</td> <td>34.77</td> <td>10.11</td> <td>32.03</td> <td>0.00</td> <td>395</td> <td>240</td> <td>PEAK</td> </tr> </tbody> </table>	Limit	Read	Ant	Cable	Preamp	Aux	APos	TPos	Remark	Freq	Level	Line Margin	Level Factor	Loss Factor	Factor				MHz	dBuV/m	dBuV/m	dB	dBuV	dB/m	dB	dB	dB	1	5510.00	99.80	-----	-----	86.95	34.77	10.11	32.03	0.00	395	240	PEAK
	Limit	Read	Ant	Cable	Preamp	Aux	APos	TPos	Remark																																																																																						
Freq	Level	Line Margin	Level Factor	Loss Factor	Factor																																																																																										
MHz	dBuV/m	dBuV/m	dB	dBuV	dB/m	dB	dB	dB																																																																																							
1	5433.20	55.65	74.00	-18.35	42.83	34.80	9.99	31.97	0.00	395	240	PEAK																																																																																			
2	5469.68	58.22	68.30	-10.08	45.38	34.80	10.04	32.00	0.00	395	240	PEAK																																																																																			
Limit	Read	Ant	Cable	Preamp	Aux	APos	TPos	Remark																																																																																							
Freq	Level	Line Margin	Level Factor	Loss Factor	Factor																																																																																										
MHz	dBuV/m	dBuV/m	dB	dBuV	dB/m	dB	dB	dB																																																																																							
1	5510.00	99.80	-----	-----	86.95	34.77	10.11	32.03	0.00	395	240	PEAK																																																																																			
Avg	<table border="1"> <thead> <tr> <th>Limit</th> <th>Read</th> <th>Ant</th> <th>Cable</th> <th>Preamp</th> <th>Aux</th> <th>APos</th> <th>TPos</th> <th>Remark</th> </tr> <tr> <th>Freq</th> <th>Level</th> <th>Line Margin</th> <th>Level Factor</th> <th>Loss Factor</th> <th>Factor</th> <th></th> <th></th> <th></th> </tr> <tr> <th>MHz</th> <th>dBuV/m</th> <th>dBuV/m</th> <th>dB</th> <th>dBuV</th> <th>dB/m</th> <th>dB</th> <th>dB</th> <th>dB</th> </tr> </thead> <tbody> <tr> <td>1</td> <td>5459.92</td> <td>44.13</td> <td>54.00</td> <td>-9.87</td> <td>31.29</td> <td>34.80</td> <td>10.03</td> <td>31.99</td> <td>0.00</td> <td>395</td> <td>240</td> <td>AVERAGE</td> </tr> </tbody> </table>	Limit	Read	Ant	Cable	Preamp	Aux	APos	TPos	Remark	Freq	Level	Line Margin	Level Factor	Loss Factor	Factor				MHz	dBuV/m	dBuV/m	dB	dBuV	dB/m	dB	dB	dB	1	5459.92	44.13	54.00	-9.87	31.29	34.80	10.03	31.99	0.00	395	240	AVERAGE	<table border="1"> <thead> <tr> <th>Limit</th> <th>Read</th> <th>Ant</th> <th>Cable</th> <th>Preamp</th> <th>Aux</th> <th>APos</th> <th>TPos</th> <th>Remark</th> </tr> <tr> <th>Freq</th> <th>Level</th> <th>Line Margin</th> <th>Level Factor</th> <th>Loss Factor</th> <th>Factor</th> <th></th> <th></th> <th></th> </tr> <tr> <th>MHz</th> <th>dBuV/m</th> <th>dBuV/m</th> <th>dB</th> <th>dBuV</th> <th>dB/m</th> <th>dB</th> <th>dB</th> <th>dB</th> </tr> </thead> <tbody> <tr> <td>1</td> <td>5510.00</td> <td>91.71</td> <td>-----</td> <td>-----</td> <td>78.83</td> <td>34.79</td> <td>10.11</td> <td>32.02</td> <td>0.00</td> <td>395</td> <td>240</td> <td>AVERAGE</td> </tr> </tbody> </table>	Limit	Read	Ant	Cable	Preamp	Aux	APos	TPos	Remark	Freq	Level	Line Margin	Level Factor	Loss Factor	Factor				MHz	dBuV/m	dBuV/m	dB	dBuV	dB/m	dB	dB	dB	1	5510.00	91.71	-----	-----	78.83	34.79	10.11	32.02	0.00	395	240	AVERAGE													
Limit	Read	Ant	Cable	Preamp	Aux	APos	TPos	Remark																																																																																							
Freq	Level	Line Margin	Level Factor	Loss Factor	Factor																																																																																										
MHz	dBuV/m	dBuV/m	dB	dBuV	dB/m	dB	dB	dB																																																																																							
1	5459.92	44.13	54.00	-9.87	31.29	34.80	10.03	31.99	0.00	395	240	AVERAGE																																																																																			
Limit	Read	Ant	Cable	Preamp	Aux	APos	TPos	Remark																																																																																							
Freq	Level	Line Margin	Level Factor	Loss Factor	Factor																																																																																										
MHz	dBuV/m	dBuV/m	dB	dBuV	dB/m	dB	dB	dB																																																																																							
1	5510.00	91.71	-----	-----	78.83	34.79	10.11	32.02	0.00	395	240	AVERAGE																																																																																			





Mode	23																																							
	Band Edge - R																																							
	U-NII-2C_5.47-5.725_802.11ac VHT40_CH102_5510MHz																																							
Pol.	Vertical	Fundamental																																						
Peak	<p>The plot shows a signal level starting at approximately 102.4 dBuV/m at 5510 MHz, dropping to a noise floor of about 43.9 dBuV/m by 5600 MHz. A red horizontal line indicates a limit at 73.1 dBuV/m. A sharp peak is observed at 5728.28 MHz, reaching a level of 55.16 dBuV/m. A table below the plot provides detailed parameters for this peak.</p> <table border="1"> <thead> <tr> <th>Limit</th> <th>Read</th> <th>Ant</th> <th>Cable</th> <th>Preamp</th> <th>Aux</th> <th>APos</th> <th>TPos</th> <th>Remark</th> </tr> <tr> <th>Freq</th> <th>Level</th> <th>Line</th> <th>Margin</th> <th>Level</th> <th>Factor</th> <th>Loss</th> <th>Factor</th> <th>Factor</th> </tr> <tr> <th>MHz</th> <th>dBuV/m</th> <th>dBuV/m</th> <th>dB</th> <th>dBuV</th> <th>dB/m</th> <th>dB</th> <th>dB</th> <th>cm</th> <th>deg</th> </tr> </thead> <tbody> <tr> <td>1 5728.28</td> <td>55.16</td> <td>68.30</td> <td>-13.14</td> <td>42.30</td> <td>34.54</td> <td>10.35</td> <td>32.03</td> <td>0.00</td> <td>395 240</td> </tr> </tbody> </table>	Limit	Read	Ant	Cable	Preamp	Aux	APos	TPos	Remark	Freq	Level	Line	Margin	Level	Factor	Loss	Factor	Factor	MHz	dBuV/m	dBuV/m	dB	dBuV	dB/m	dB	dB	cm	deg	1 5728.28	55.16	68.30	-13.14	42.30	34.54	10.35	32.03	0.00	395 240	Blank
Limit	Read	Ant	Cable	Preamp	Aux	APos	TPos	Remark																																
Freq	Level	Line	Margin	Level	Factor	Loss	Factor	Factor																																
MHz	dBuV/m	dBuV/m	dB	dBuV	dB/m	dB	dB	cm	deg																															
1 5728.28	55.16	68.30	-13.14	42.30	34.54	10.35	32.03	0.00	395 240																															



Mode	23																																																																											
	Harmonic																																																																											
	U-NII-2C_5.47-5.725_802.11ac VHT40_CH102_5510MHz																																																																											
Pol.	Horizontal	Vertical																																																																										
Peak Avg	<table border="1"> <thead> <tr> <th>Limit</th> <th>Read</th> <th>Ant</th> <th>Cable</th> <th>Preamp</th> <th>Aux</th> <th>APos</th> <th>TPos</th> <th>Remark</th> </tr> <tr> <th>Freq</th> <th>Level</th> <th>Line</th> <th>Margin</th> <th>Level</th> <th>Factor</th> <th>Loss</th> <th>Factor</th> <th>Factor</th> </tr> <tr> <th>MHz</th> <th>dBuV/m</th> <th>dBuV/m</th> <th>dB</th> <th>dBuV</th> <th>dB/m</th> <th>dB</th> <th>dB</th> <th>dB</th> </tr> </thead> <tbody> <tr> <td>1 11020.00</td> <td>45.99</td> <td>74.00</td> <td>-28.01</td> <td>55.11</td> <td>38.01</td> <td>14.58</td> <td>61.71</td> <td>0.00</td> <td>--- PEAK</td> </tr> </tbody> </table>	Limit	Read	Ant	Cable	Preamp	Aux	APos	TPos	Remark	Freq	Level	Line	Margin	Level	Factor	Loss	Factor	Factor	MHz	dBuV/m	dBuV/m	dB	dBuV	dB/m	dB	dB	dB	1 11020.00	45.99	74.00	-28.01	55.11	38.01	14.58	61.71	0.00	--- PEAK	<table border="1"> <thead> <tr> <th>Limit</th> <th>Read</th> <th>Ant</th> <th>Cable</th> <th>Preamp</th> <th>Aux</th> <th>APos</th> <th>TPos</th> <th>Remark</th> </tr> <tr> <th>Freq</th> <th>Level</th> <th>Line</th> <th>Margin</th> <th>Level</th> <th>Factor</th> <th>Loss</th> <th>Factor</th> <th>Factor</th> </tr> <tr> <th>MHz</th> <th>dBuV/m</th> <th>dBuV/m</th> <th>dB</th> <th>dBuV</th> <th>dB/m</th> <th>dB</th> <th>dB</th> <th>dB</th> </tr> </thead> <tbody> <tr> <td>1 11020.00</td> <td>45.96</td> <td>74.00</td> <td>-28.04</td> <td>55.08</td> <td>38.01</td> <td>14.58</td> <td>61.71</td> <td>0.00</td> <td>--- PEAK</td> </tr> </tbody> </table>	Limit	Read	Ant	Cable	Preamp	Aux	APos	TPos	Remark	Freq	Level	Line	Margin	Level	Factor	Loss	Factor	Factor	MHz	dBuV/m	dBuV/m	dB	dBuV	dB/m	dB	dB	dB	1 11020.00	45.96	74.00	-28.04	55.08	38.01	14.58	61.71	0.00	--- PEAK
Limit	Read	Ant	Cable	Preamp	Aux	APos	TPos	Remark																																																																				
Freq	Level	Line	Margin	Level	Factor	Loss	Factor	Factor																																																																				
MHz	dBuV/m	dBuV/m	dB	dBuV	dB/m	dB	dB	dB																																																																				
1 11020.00	45.99	74.00	-28.01	55.11	38.01	14.58	61.71	0.00	--- PEAK																																																																			
Limit	Read	Ant	Cable	Preamp	Aux	APos	TPos	Remark																																																																				
Freq	Level	Line	Margin	Level	Factor	Loss	Factor	Factor																																																																				
MHz	dBuV/m	dBuV/m	dB	dBuV	dB/m	dB	dB	dB																																																																				
1 11020.00	45.96	74.00	-28.04	55.08	38.01	14.58	61.71	0.00	--- PEAK																																																																			



		24																																																																																															
Mode	Band Edge - L																																																																																																
	U-NII-2C_5.47-5.725_802.11ac_VHT40_CH110_5550MHz																																																																																																
Pol.	Horizontal	Fundamental																																																																																															
Peak	<table border="1"> <thead> <tr> <th>Limit</th> <th>Read</th> <th>Ant</th> <th>Cable</th> <th>Preamp</th> <th>Aux</th> <th>APos</th> <th>TPos</th> <th>Remark</th> </tr> <tr> <th>Freq</th> <th>Level</th> <th>Line Margin</th> <th>Level Factor</th> <th>Loss Factor</th> <th>Factor</th> <th></th> <th></th> <th></th> </tr> <tr> <th>MHz</th> <th>dBuV/m</th> <th>dBuV/m</th> <th>dB</th> <th>dBuV</th> <th>dB/m</th> <th>dB</th> <th>dB</th> <th>cm</th> <th>deg</th> </tr> </thead> <tbody> <tr> <td>1</td> <td>5350.20</td> <td>55.02</td> <td>74.00</td> <td>-18.98</td> <td>42.39</td> <td>34.64</td> <td>9.91</td> <td>31.92</td> <td>0.00</td> <td>102</td> <td>226</td> <td>PEAK</td> </tr> <tr> <td>2</td> <td>5465.60</td> <td>54.58</td> <td>68.30</td> <td>-13.72</td> <td>41.73</td> <td>34.80</td> <td>10.04</td> <td>31.99</td> <td>0.00</td> <td>102</td> <td>226</td> <td>PEAK</td> </tr> </tbody> </table>	Limit	Read	Ant	Cable	Preamp	Aux	APos	TPos	Remark	Freq	Level	Line Margin	Level Factor	Loss Factor	Factor				MHz	dBuV/m	dBuV/m	dB	dBuV	dB/m	dB	dB	cm	deg	1	5350.20	55.02	74.00	-18.98	42.39	34.64	9.91	31.92	0.00	102	226	PEAK	2	5465.60	54.58	68.30	-13.72	41.73	34.80	10.04	31.99	0.00	102	226	PEAK	<table border="1"> <thead> <tr> <th>Limit</th> <th>Read</th> <th>Ant</th> <th>Cable</th> <th>Preamp</th> <th>Aux</th> <th>APos</th> <th>TPos</th> <th>Remark</th> </tr> <tr> <th>Freq</th> <th>Level</th> <th>Line Margin</th> <th>Level Factor</th> <th>Loss Factor</th> <th>Factor</th> <th></th> <th></th> <th></th> </tr> <tr> <th>MHz</th> <th>dBuV/m</th> <th>dBuV/m</th> <th>dB</th> <th>dBuV</th> <th>dB/m</th> <th>dB</th> <th>dB</th> <th>cm</th> <th>deg</th> </tr> </thead> <tbody> <tr> <td>1</td> <td>5550.00</td> <td>106.59</td> <td>-----</td> <td>-----</td> <td>93.75</td> <td>34.73</td> <td>10.15</td> <td>32.04</td> <td>0.00</td> <td>102</td> <td>226</td> <td>PEAK</td> </tr> </tbody> </table>	Limit	Read	Ant	Cable	Preamp	Aux	APos	TPos	Remark	Freq	Level	Line Margin	Level Factor	Loss Factor	Factor				MHz	dBuV/m	dBuV/m	dB	dBuV	dB/m	dB	dB	cm	deg	1	5550.00	106.59	-----	-----	93.75	34.73	10.15	32.04	0.00	102	226	PEAK
	Limit	Read	Ant	Cable	Preamp	Aux	APos	TPos	Remark																																																																																								
Freq	Level	Line Margin	Level Factor	Loss Factor	Factor																																																																																												
MHz	dBuV/m	dBuV/m	dB	dBuV	dB/m	dB	dB	cm	deg																																																																																								
1	5350.20	55.02	74.00	-18.98	42.39	34.64	9.91	31.92	0.00	102	226	PEAK																																																																																					
2	5465.60	54.58	68.30	-13.72	41.73	34.80	10.04	31.99	0.00	102	226	PEAK																																																																																					
Limit	Read	Ant	Cable	Preamp	Aux	APos	TPos	Remark																																																																																									
Freq	Level	Line Margin	Level Factor	Loss Factor	Factor																																																																																												
MHz	dBuV/m	dBuV/m	dB	dBuV	dB/m	dB	dB	cm	deg																																																																																								
1	5550.00	106.59	-----	-----	93.75	34.73	10.15	32.04	0.00	102	226	PEAK																																																																																					
Avg	<table border="1"> <thead> <tr> <th>Limit</th> <th>Read</th> <th>Ant</th> <th>Cable</th> <th>Preamp</th> <th>Aux</th> <th>APos</th> <th>TPos</th> <th>Remark</th> </tr> <tr> <th>Freq</th> <th>Level</th> <th>Line Margin</th> <th>Level Factor</th> <th>Loss Factor</th> <th>Factor</th> <th></th> <th></th> <th></th> </tr> <tr> <th>MHz</th> <th>dBuV/m</th> <th>dBuV/m</th> <th>dB</th> <th>dBuV</th> <th>dB/m</th> <th>dB</th> <th>dB</th> <th>cm</th> <th>deg</th> </tr> </thead> <tbody> <tr> <td>1</td> <td>5460.00</td> <td>44.30</td> <td>54.00</td> <td>-9.70</td> <td>31.46</td> <td>34.80</td> <td>10.03</td> <td>31.99</td> <td>0.00</td> <td>102</td> <td>226</td> <td>AVERAGE</td> </tr> </tbody> </table>	Limit	Read	Ant	Cable	Preamp	Aux	APos	TPos	Remark	Freq	Level	Line Margin	Level Factor	Loss Factor	Factor				MHz	dBuV/m	dBuV/m	dB	dBuV	dB/m	dB	dB	cm	deg	1	5460.00	44.30	54.00	-9.70	31.46	34.80	10.03	31.99	0.00	102	226	AVERAGE	<table border="1"> <thead> <tr> <th>Limit</th> <th>Read</th> <th>Ant</th> <th>Cable</th> <th>Preamp</th> <th>Aux</th> <th>APos</th> <th>TPos</th> <th>Remark</th> </tr> <tr> <th>Freq</th> <th>Level</th> <th>Line Margin</th> <th>Level Factor</th> <th>Loss Factor</th> <th>Factor</th> <th></th> <th></th> <th></th> </tr> <tr> <th>MHz</th> <th>dBuV/m</th> <th>dBuV/m</th> <th>dB</th> <th>dBuV</th> <th>dB/m</th> <th>dB</th> <th>dB</th> <th>cm</th> <th>deg</th> </tr> </thead> <tbody> <tr> <td>1</td> <td>5550.00</td> <td>97.07</td> <td>-----</td> <td>-----</td> <td>84.23</td> <td>34.72</td> <td>10.16</td> <td>32.04</td> <td>0.00</td> <td>102</td> <td>226</td> <td>AVERAGE</td> </tr> </tbody> </table>	Limit	Read	Ant	Cable	Preamp	Aux	APos	TPos	Remark	Freq	Level	Line Margin	Level Factor	Loss Factor	Factor				MHz	dBuV/m	dBuV/m	dB	dBuV	dB/m	dB	dB	cm	deg	1	5550.00	97.07	-----	-----	84.23	34.72	10.16	32.04	0.00	102	226	AVERAGE													
Limit	Read	Ant	Cable	Preamp	Aux	APos	TPos	Remark																																																																																									
Freq	Level	Line Margin	Level Factor	Loss Factor	Factor																																																																																												
MHz	dBuV/m	dBuV/m	dB	dBuV	dB/m	dB	dB	cm	deg																																																																																								
1	5460.00	44.30	54.00	-9.70	31.46	34.80	10.03	31.99	0.00	102	226	AVERAGE																																																																																					
Limit	Read	Ant	Cable	Preamp	Aux	APos	TPos	Remark																																																																																									
Freq	Level	Line Margin	Level Factor	Loss Factor	Factor																																																																																												
MHz	dBuV/m	dBuV/m	dB	dBuV	dB/m	dB	dB	cm	deg																																																																																								
1	5550.00	97.07	-----	-----	84.23	34.72	10.16	32.04	0.00	102	226	AVERAGE																																																																																					



Mode	24																																									
	Band Edge - R																																									
	U-NII-2C_5.47-5.725_802.11ac VHT40_CH110_5550MHz																																									
Pol.	Horizontal	Fundamental																																								
Peak	<table border="1"> <thead> <tr> <th>Limit</th> <th>Read</th> <th>Ant</th> <th>Cable</th> <th>Preamp</th> <th>Aux</th> <th>APos</th> <th>TPos</th> <th>Remark</th> </tr> <tr> <th>Freq</th> <th>Level</th> <th>Line</th> <th>Margin</th> <th>Level</th> <th>Factor</th> <th>Loss</th> <th>Factor</th> <th>Factor</th> </tr> <tr> <th>MHz</th> <th>dBuV/m</th> <th>dBuV/m</th> <th>dB</th> <th>dBuV</th> <th>dB/m</th> <th>dB</th> <th>dB</th> <th>cm</th> <th>deg</th> </tr> </thead> <tbody> <tr> <td>1 5760.27</td> <td>55.17</td> <td>68.30</td> <td>-13.13</td> <td>42.23</td> <td>34.57</td> <td>10.37</td> <td>32.00</td> <td>0.00</td> <td>102</td> <td>226</td> <td>PEAK</td> </tr> </tbody> </table>	Limit	Read	Ant	Cable	Preamp	Aux	APos	TPos	Remark	Freq	Level	Line	Margin	Level	Factor	Loss	Factor	Factor	MHz	dBuV/m	dBuV/m	dB	dBuV	dB/m	dB	dB	cm	deg	1 5760.27	55.17	68.30	-13.13	42.23	34.57	10.37	32.00	0.00	102	226	PEAK	Blank
Limit	Read	Ant	Cable	Preamp	Aux	APos	TPos	Remark																																		
Freq	Level	Line	Margin	Level	Factor	Loss	Factor	Factor																																		
MHz	dBuV/m	dBuV/m	dB	dBuV	dB/m	dB	dB	cm	deg																																	
1 5760.27	55.17	68.30	-13.13	42.23	34.57	10.37	32.00	0.00	102	226	PEAK																															



		24																																																																																															
Mode	Band Edge - L																																																																																																
	U-NII-2C_5.47-5.725_802.11ac_VHT40_CH110_5550MHz																																																																																																
Pol.	Vertical	Fundamental																																																																																															
Peak	<table border="1"> <thead> <tr> <th>Limit</th> <th>Read</th> <th>Ant</th> <th>Cable</th> <th>Preamp</th> <th>Aux</th> <th>APos</th> <th>TPos</th> <th>Remark</th> </tr> <tr> <th>Freq</th> <th>Level</th> <th>Line Margin</th> <th>Level Factor</th> <th>Loss Factor</th> <th>Factor</th> <th></th> <th></th> <th></th> </tr> <tr> <th>MHz</th> <th>dBuV/m</th> <th>dBuV/m</th> <th>dB</th> <th>dBuV</th> <th>dB/m</th> <th>dB</th> <th>dB</th> <th>cm</th> <th>deg</th> </tr> </thead> <tbody> <tr> <td>1</td> <td>5370.00</td> <td>54.00</td> <td>74.00</td> <td>-20.00</td> <td>41.31</td> <td>34.71</td> <td>9.92</td> <td>31.94</td> <td>0.00</td> <td>375</td> <td>292</td> <td>PEAK</td> </tr> <tr> <td>2</td> <td>5465.60</td> <td>53.87</td> <td>68.30</td> <td>-14.43</td> <td>41.02</td> <td>34.80</td> <td>10.04</td> <td>31.99</td> <td>0.00</td> <td>375</td> <td>292</td> <td>PEAK</td> </tr> </tbody> </table>	Limit	Read	Ant	Cable	Preamp	Aux	APos	TPos	Remark	Freq	Level	Line Margin	Level Factor	Loss Factor	Factor				MHz	dBuV/m	dBuV/m	dB	dBuV	dB/m	dB	dB	cm	deg	1	5370.00	54.00	74.00	-20.00	41.31	34.71	9.92	31.94	0.00	375	292	PEAK	2	5465.60	53.87	68.30	-14.43	41.02	34.80	10.04	31.99	0.00	375	292	PEAK	<table border="1"> <thead> <tr> <th>Limit</th> <th>Read</th> <th>Ant</th> <th>Cable</th> <th>Preamp</th> <th>Aux</th> <th>APos</th> <th>TPos</th> <th>Remark</th> </tr> <tr> <th>Freq</th> <th>Level</th> <th>Line Margin</th> <th>Level Factor</th> <th>Loss Factor</th> <th>Factor</th> <th></th> <th></th> <th></th> </tr> <tr> <th>MHz</th> <th>dBuV/m</th> <th>dBuV/m</th> <th>dB</th> <th>dBuV</th> <th>dB/m</th> <th>dB</th> <th>dB</th> <th>cm</th> <th>deg</th> </tr> </thead> <tbody> <tr> <td>1</td> <td>5550.00</td> <td>100.35</td> <td>-----</td> <td>-----</td> <td>87.51</td> <td>34.72</td> <td>10.16</td> <td>32.04</td> <td>0.00</td> <td>375</td> <td>292</td> <td>PEAK</td> </tr> </tbody> </table>	Limit	Read	Ant	Cable	Preamp	Aux	APos	TPos	Remark	Freq	Level	Line Margin	Level Factor	Loss Factor	Factor				MHz	dBuV/m	dBuV/m	dB	dBuV	dB/m	dB	dB	cm	deg	1	5550.00	100.35	-----	-----	87.51	34.72	10.16	32.04	0.00	375	292	PEAK
	Limit	Read	Ant	Cable	Preamp	Aux	APos	TPos	Remark																																																																																								
Freq	Level	Line Margin	Level Factor	Loss Factor	Factor																																																																																												
MHz	dBuV/m	dBuV/m	dB	dBuV	dB/m	dB	dB	cm	deg																																																																																								
1	5370.00	54.00	74.00	-20.00	41.31	34.71	9.92	31.94	0.00	375	292	PEAK																																																																																					
2	5465.60	53.87	68.30	-14.43	41.02	34.80	10.04	31.99	0.00	375	292	PEAK																																																																																					
Limit	Read	Ant	Cable	Preamp	Aux	APos	TPos	Remark																																																																																									
Freq	Level	Line Margin	Level Factor	Loss Factor	Factor																																																																																												
MHz	dBuV/m	dBuV/m	dB	dBuV	dB/m	dB	dB	cm	deg																																																																																								
1	5550.00	100.35	-----	-----	87.51	34.72	10.16	32.04	0.00	375	292	PEAK																																																																																					
Avg	<table border="1"> <thead> <tr> <th>Limit</th> <th>Read</th> <th>Ant</th> <th>Cable</th> <th>Preamp</th> <th>Aux</th> <th>APos</th> <th>TPos</th> <th>Remark</th> </tr> <tr> <th>Freq</th> <th>Level</th> <th>Line Margin</th> <th>Level Factor</th> <th>Loss Factor</th> <th>Factor</th> <th></th> <th></th> <th></th> </tr> <tr> <th>MHz</th> <th>dBuV/m</th> <th>dBuV/m</th> <th>dB</th> <th>dBuV</th> <th>dB/m</th> <th>dB</th> <th>dB</th> <th>cm</th> <th>deg</th> </tr> </thead> <tbody> <tr> <td>1</td> <td>5459.00</td> <td>43.48</td> <td>54.00</td> <td>-10.52</td> <td>30.64</td> <td>34.80</td> <td>10.03</td> <td>31.99</td> <td>0.00</td> <td>375</td> <td>292</td> <td>AVERAGE</td> </tr> </tbody> </table>	Limit	Read	Ant	Cable	Preamp	Aux	APos	TPos	Remark	Freq	Level	Line Margin	Level Factor	Loss Factor	Factor				MHz	dBuV/m	dBuV/m	dB	dBuV	dB/m	dB	dB	cm	deg	1	5459.00	43.48	54.00	-10.52	30.64	34.80	10.03	31.99	0.00	375	292	AVERAGE	<table border="1"> <thead> <tr> <th>Limit</th> <th>Read</th> <th>Ant</th> <th>Cable</th> <th>Preamp</th> <th>Aux</th> <th>APos</th> <th>TPos</th> <th>Remark</th> </tr> <tr> <th>Freq</th> <th>Level</th> <th>Line Margin</th> <th>Level Factor</th> <th>Loss Factor</th> <th>Factor</th> <th></th> <th></th> <th></th> </tr> <tr> <th>MHz</th> <th>dBuV/m</th> <th>dBuV/m</th> <th>dB</th> <th>dBuV</th> <th>dB/m</th> <th>dB</th> <th>dB</th> <th>cm</th> <th>deg</th> </tr> </thead> <tbody> <tr> <td>1</td> <td>5550.00</td> <td>91.19</td> <td>-----</td> <td>-----</td> <td>78.35</td> <td>34.72</td> <td>10.16</td> <td>32.04</td> <td>0.00</td> <td>375</td> <td>292</td> <td>AVERAGE</td> </tr> </tbody> </table>	Limit	Read	Ant	Cable	Preamp	Aux	APos	TPos	Remark	Freq	Level	Line Margin	Level Factor	Loss Factor	Factor				MHz	dBuV/m	dBuV/m	dB	dBuV	dB/m	dB	dB	cm	deg	1	5550.00	91.19	-----	-----	78.35	34.72	10.16	32.04	0.00	375	292	AVERAGE													
Limit	Read	Ant	Cable	Preamp	Aux	APos	TPos	Remark																																																																																									
Freq	Level	Line Margin	Level Factor	Loss Factor	Factor																																																																																												
MHz	dBuV/m	dBuV/m	dB	dBuV	dB/m	dB	dB	cm	deg																																																																																								
1	5459.00	43.48	54.00	-10.52	30.64	34.80	10.03	31.99	0.00	375	292	AVERAGE																																																																																					
Limit	Read	Ant	Cable	Preamp	Aux	APos	TPos	Remark																																																																																									
Freq	Level	Line Margin	Level Factor	Loss Factor	Factor																																																																																												
MHz	dBuV/m	dBuV/m	dB	dBuV	dB/m	dB	dB	cm	deg																																																																																								
1	5550.00	91.19	-----	-----	78.35	34.72	10.16	32.04	0.00	375	292	AVERAGE																																																																																					



Mode	24																																									
	Band Edge - R																																									
	U-NII-2C_5.47-5.725_802.11ac VHT40_CH110_5550MHz																																									
Pol.	Vertical	Fundamental																																								
Peak	<table border="1"> <thead> <tr> <th>Limit</th> <th>Read</th> <th>Ant</th> <th>Cable</th> <th>Preamp</th> <th>Aux</th> <th>APos</th> <th>TPos</th> <th>Remark</th> </tr> <tr> <th>Freq</th> <th>Level</th> <th>Line</th> <th>Margin</th> <th>Level</th> <th>Factor</th> <th>Loss</th> <th>Factor</th> <th>Factor</th> </tr> <tr> <th>MHz</th> <th>dBuV/m</th> <th>dBuV/m</th> <th>dB</th> <th>dBuV</th> <th>dB/m</th> <th>dB</th> <th>dB</th> <th>cm</th> <th>deg</th> </tr> </thead> <tbody> <tr> <td>1 5739.20</td> <td>53.49</td> <td>68.30</td> <td>-14.81</td> <td>40.60</td> <td>34.55</td> <td>10.36</td> <td>32.02</td> <td>0.00</td> <td>375</td> <td>292</td> <td>PEAK</td> </tr> </tbody> </table>	Limit	Read	Ant	Cable	Preamp	Aux	APos	TPos	Remark	Freq	Level	Line	Margin	Level	Factor	Loss	Factor	Factor	MHz	dBuV/m	dBuV/m	dB	dBuV	dB/m	dB	dB	cm	deg	1 5739.20	53.49	68.30	-14.81	40.60	34.55	10.36	32.02	0.00	375	292	PEAK	Blank
Limit	Read	Ant	Cable	Preamp	Aux	APos	TPos	Remark																																		
Freq	Level	Line	Margin	Level	Factor	Loss	Factor	Factor																																		
MHz	dBuV/m	dBuV/m	dB	dBuV	dB/m	dB	dB	cm	deg																																	
1 5739.20	53.49	68.30	-14.81	40.60	34.55	10.36	32.02	0.00	375	292	PEAK																															



Mode	24																																																																											
	Harmonic																																																																											
	U-NII-2C_5.47-5.725_802.11ac VHT40_CH110_5550MHz																																																																											
Pol.	Horizontal	Vertical																																																																										
Peak Avg	<table border="1"> <thead> <tr> <th>Limit</th> <th>Read</th> <th>Ant</th> <th>Cable</th> <th>Preamp</th> <th>Aux</th> <th>APos</th> <th>TPos</th> <th>Remark</th> </tr> <tr> <th>Freq</th> <th>Level</th> <th>Line</th> <th>Margin</th> <th>Level</th> <th>Factor</th> <th>Loss</th> <th>Factor</th> <th>Factor</th> </tr> <tr> <th>MHz</th> <th>dBuV/m</th> <th>dBuV/m</th> <th>dB</th> <th>dBuV</th> <th>dB/m</th> <th>dB</th> <th>dB</th> <th>dB</th> </tr> </thead> <tbody> <tr> <td>1 11100.00</td> <td>46.48</td> <td>74.00</td> <td>-27.52</td> <td>55.46</td> <td>38.06</td> <td>14.63</td> <td>61.67</td> <td>0.00</td> <td>--- PEAK</td> </tr> </tbody> </table>	Limit	Read	Ant	Cable	Preamp	Aux	APos	TPos	Remark	Freq	Level	Line	Margin	Level	Factor	Loss	Factor	Factor	MHz	dBuV/m	dBuV/m	dB	dBuV	dB/m	dB	dB	dB	1 11100.00	46.48	74.00	-27.52	55.46	38.06	14.63	61.67	0.00	--- PEAK	<table border="1"> <thead> <tr> <th>Limit</th> <th>Read</th> <th>Ant</th> <th>Cable</th> <th>Preamp</th> <th>Aux</th> <th>APos</th> <th>TPos</th> <th>Remark</th> </tr> <tr> <th>Freq</th> <th>Level</th> <th>Line</th> <th>Margin</th> <th>Level</th> <th>Factor</th> <th>Loss</th> <th>Factor</th> <th>Factor</th> </tr> <tr> <th>MHz</th> <th>dBuV/m</th> <th>dBuV/m</th> <th>dB</th> <th>dBuV</th> <th>dB/m</th> <th>dB</th> <th>dB</th> <th>dB</th> </tr> </thead> <tbody> <tr> <td>1 11100.00</td> <td>45.91</td> <td>74.00</td> <td>-28.09</td> <td>54.89</td> <td>38.06</td> <td>14.63</td> <td>61.67</td> <td>0.00</td> <td>--- PEAK</td> </tr> </tbody> </table>	Limit	Read	Ant	Cable	Preamp	Aux	APos	TPos	Remark	Freq	Level	Line	Margin	Level	Factor	Loss	Factor	Factor	MHz	dBuV/m	dBuV/m	dB	dBuV	dB/m	dB	dB	dB	1 11100.00	45.91	74.00	-28.09	54.89	38.06	14.63	61.67	0.00	--- PEAK
Limit	Read	Ant	Cable	Preamp	Aux	APos	TPos	Remark																																																																				
Freq	Level	Line	Margin	Level	Factor	Loss	Factor	Factor																																																																				
MHz	dBuV/m	dBuV/m	dB	dBuV	dB/m	dB	dB	dB																																																																				
1 11100.00	46.48	74.00	-27.52	55.46	38.06	14.63	61.67	0.00	--- PEAK																																																																			
Limit	Read	Ant	Cable	Preamp	Aux	APos	TPos	Remark																																																																				
Freq	Level	Line	Margin	Level	Factor	Loss	Factor	Factor																																																																				
MHz	dBuV/m	dBuV/m	dB	dBuV	dB/m	dB	dB	dB																																																																				
1 11100.00	45.91	74.00	-28.09	54.89	38.06	14.63	61.67	0.00	--- PEAK																																																																			



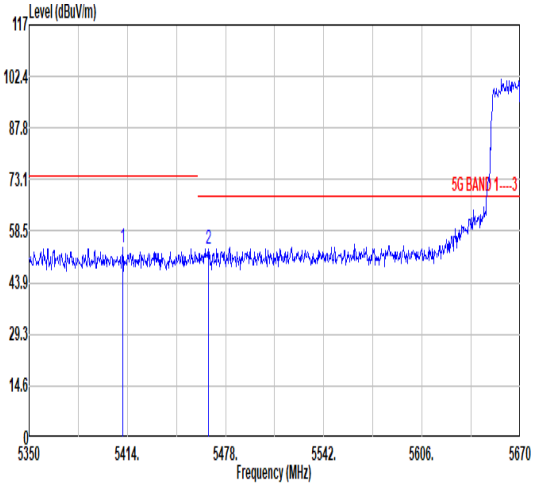
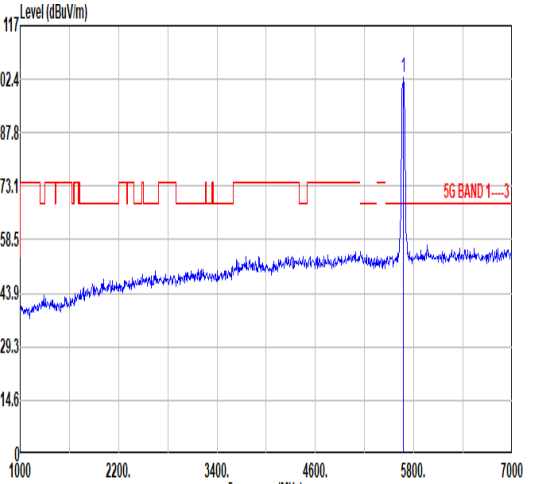
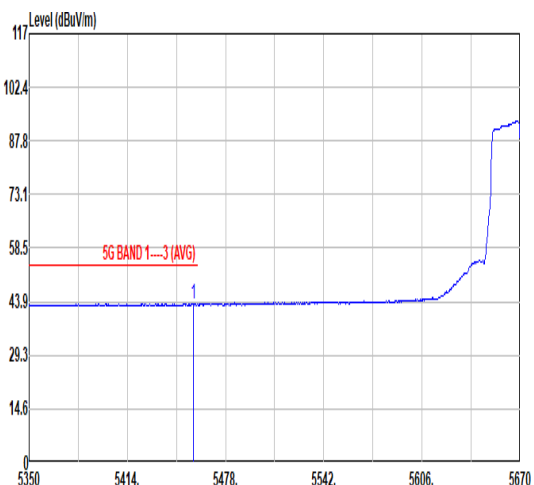
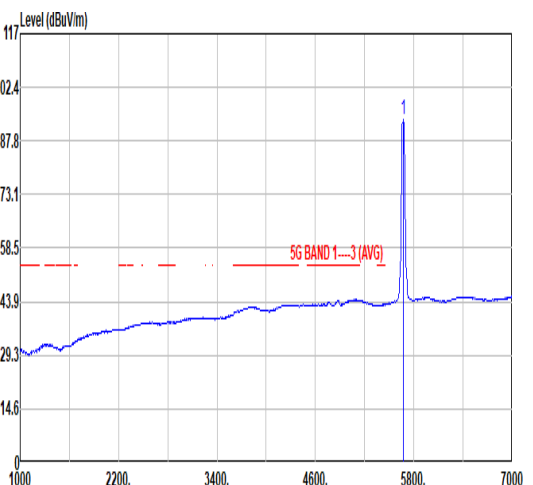
		25																																																																																															
Mode	Band Edge - L																																																																																																
	U-NII-2C_5.47-5.725_802.11ac_VHT40_CH134_5670MHz																																																																																																
Pol.	Horizontal	Fundamental																																																																																															
Peak	<table border="1"> <thead> <tr> <th>Limit</th> <th>Read</th> <th>Ant</th> <th>Cable</th> <th>Preamp</th> <th>Aux</th> <th>APos</th> <th>TPos</th> <th>Remark</th> </tr> <tr> <th>Freq</th> <th>Level</th> <th>Line Margin</th> <th>Level Factor</th> <th>Loss Factor</th> <th>Factor</th> <th></th> <th></th> <th></th> </tr> <tr> <th>MHz</th> <th>dBuV/m</th> <th>dBuV/m</th> <th>dB</th> <th>dBuV</th> <th>dB/m</th> <th>dB</th> <th>dB</th> <th>cm</th> <th>deg</th> </tr> </thead> <tbody> <tr> <td>1</td> <td>5374.32</td> <td>53.76</td> <td>74.00</td> <td>-20.24</td> <td>41.06</td> <td>34.72</td> <td>9.92</td> <td>31.94</td> <td>0.00</td> <td>100</td> <td>224</td> <td>PEAK</td> </tr> <tr> <td>2</td> <td>5466.48</td> <td>54.07</td> <td>68.30</td> <td>-14.23</td> <td>41.22</td> <td>34.80</td> <td>10.04</td> <td>31.99</td> <td>0.00</td> <td>100</td> <td>224</td> <td>PEAK</td> </tr> </tbody> </table>	Limit	Read	Ant	Cable	Preamp	Aux	APos	TPos	Remark	Freq	Level	Line Margin	Level Factor	Loss Factor	Factor				MHz	dBuV/m	dBuV/m	dB	dBuV	dB/m	dB	dB	cm	deg	1	5374.32	53.76	74.00	-20.24	41.06	34.72	9.92	31.94	0.00	100	224	PEAK	2	5466.48	54.07	68.30	-14.23	41.22	34.80	10.04	31.99	0.00	100	224	PEAK	<table border="1"> <thead> <tr> <th>Limit</th> <th>Read</th> <th>Ant</th> <th>Cable</th> <th>Preamp</th> <th>Aux</th> <th>APos</th> <th>TPos</th> <th>Remark</th> </tr> <tr> <th>Freq</th> <th>Level</th> <th>Line Margin</th> <th>Level Factor</th> <th>Loss Factor</th> <th>Factor</th> <th></th> <th></th> <th></th> </tr> <tr> <th>MHz</th> <th>dBuV/m</th> <th>dBuV/m</th> <th>dB</th> <th>dBuV</th> <th>dB/m</th> <th>dB</th> <th>dB</th> <th>cm</th> <th>deg</th> </tr> </thead> <tbody> <tr> <td>1</td> <td>5670.00</td> <td>107.08</td> <td>-----</td> <td>-----</td> <td>94.33</td> <td>34.52</td> <td>10.30</td> <td>32.07</td> <td>0.00</td> <td>100</td> <td>224</td> <td>PEAK</td> </tr> </tbody> </table>	Limit	Read	Ant	Cable	Preamp	Aux	APos	TPos	Remark	Freq	Level	Line Margin	Level Factor	Loss Factor	Factor				MHz	dBuV/m	dBuV/m	dB	dBuV	dB/m	dB	dB	cm	deg	1	5670.00	107.08	-----	-----	94.33	34.52	10.30	32.07	0.00	100	224	PEAK
	Limit	Read	Ant	Cable	Preamp	Aux	APos	TPos	Remark																																																																																								
Freq	Level	Line Margin	Level Factor	Loss Factor	Factor																																																																																												
MHz	dBuV/m	dBuV/m	dB	dBuV	dB/m	dB	dB	cm	deg																																																																																								
1	5374.32	53.76	74.00	-20.24	41.06	34.72	9.92	31.94	0.00	100	224	PEAK																																																																																					
2	5466.48	54.07	68.30	-14.23	41.22	34.80	10.04	31.99	0.00	100	224	PEAK																																																																																					
Limit	Read	Ant	Cable	Preamp	Aux	APos	TPos	Remark																																																																																									
Freq	Level	Line Margin	Level Factor	Loss Factor	Factor																																																																																												
MHz	dBuV/m	dBuV/m	dB	dBuV	dB/m	dB	dB	cm	deg																																																																																								
1	5670.00	107.08	-----	-----	94.33	34.52	10.30	32.07	0.00	100	224	PEAK																																																																																					
Avg	<table border="1"> <thead> <tr> <th>Limit</th> <th>Read</th> <th>Ant</th> <th>Cable</th> <th>Preamp</th> <th>Aux</th> <th>APos</th> <th>TPos</th> <th>Remark</th> </tr> <tr> <th>Freq</th> <th>Level</th> <th>Line Margin</th> <th>Level Factor</th> <th>Loss Factor</th> <th>Factor</th> <th></th> <th></th> <th></th> </tr> <tr> <th>MHz</th> <th>dBuV/m</th> <th>dBuV/m</th> <th>dB</th> <th>dBuV</th> <th>dB/m</th> <th>dB</th> <th>dB</th> <th>cm</th> <th>deg</th> </tr> </thead> <tbody> <tr> <td>1</td> <td>5457.52</td> <td>43.43</td> <td>54.00</td> <td>-10.57</td> <td>30.60</td> <td>34.80</td> <td>10.02</td> <td>31.99</td> <td>0.00</td> <td>100</td> <td>224</td> <td>AVERAGE</td> </tr> </tbody> </table>	Limit	Read	Ant	Cable	Preamp	Aux	APos	TPos	Remark	Freq	Level	Line Margin	Level Factor	Loss Factor	Factor				MHz	dBuV/m	dBuV/m	dB	dBuV	dB/m	dB	dB	cm	deg	1	5457.52	43.43	54.00	-10.57	30.60	34.80	10.02	31.99	0.00	100	224	AVERAGE	<table border="1"> <thead> <tr> <th>Limit</th> <th>Read</th> <th>Ant</th> <th>Cable</th> <th>Preamp</th> <th>Aux</th> <th>APos</th> <th>TPos</th> <th>Remark</th> </tr> <tr> <th>Freq</th> <th>Level</th> <th>Line Margin</th> <th>Level Factor</th> <th>Loss Factor</th> <th>Factor</th> <th></th> <th></th> <th></th> </tr> <tr> <th>MHz</th> <th>dBuV/m</th> <th>dBuV/m</th> <th>dB</th> <th>dBuV</th> <th>dB/m</th> <th>dB</th> <th>dB</th> <th>cm</th> <th>deg</th> </tr> </thead> <tbody> <tr> <td>1</td> <td>5670.00</td> <td>97.93</td> <td>-----</td> <td>-----</td> <td>85.18</td> <td>34.52</td> <td>10.30</td> <td>32.07</td> <td>0.00</td> <td>100</td> <td>224</td> <td>AVERAGE</td> </tr> </tbody> </table>	Limit	Read	Ant	Cable	Preamp	Aux	APos	TPos	Remark	Freq	Level	Line Margin	Level Factor	Loss Factor	Factor				MHz	dBuV/m	dBuV/m	dB	dBuV	dB/m	dB	dB	cm	deg	1	5670.00	97.93	-----	-----	85.18	34.52	10.30	32.07	0.00	100	224	AVERAGE													
Limit	Read	Ant	Cable	Preamp	Aux	APos	TPos	Remark																																																																																									
Freq	Level	Line Margin	Level Factor	Loss Factor	Factor																																																																																												
MHz	dBuV/m	dBuV/m	dB	dBuV	dB/m	dB	dB	cm	deg																																																																																								
1	5457.52	43.43	54.00	-10.57	30.60	34.80	10.02	31.99	0.00	100	224	AVERAGE																																																																																					
Limit	Read	Ant	Cable	Preamp	Aux	APos	TPos	Remark																																																																																									
Freq	Level	Line Margin	Level Factor	Loss Factor	Factor																																																																																												
MHz	dBuV/m	dBuV/m	dB	dBuV	dB/m	dB	dB	cm	deg																																																																																								
1	5670.00	97.93	-----	-----	85.18	34.52	10.30	32.07	0.00	100	224	AVERAGE																																																																																					





Mode	25																																									
	Band Edge - R																																									
	U-NII-2C_5.47-5.725_802.11ac VHT40_CH134_5670MHz																																									
Pol.	Horizontal	Fundamental																																								
Peak	<p>The plot shows a signal level starting at approximately 102.4 dBuV/m at 5670 MHz, dropping to a noise floor around 73.1 dBuV/m by 5689 MHz. A red horizontal line indicates the 5G BAND 1 limit at 73.1 dBuV/m. A vertical blue line marks a peak at 5733.65 MHz.</p> <table border="1"> <thead> <tr> <th>Limit</th> <th>Read</th> <th>Ant</th> <th>Cable</th> <th>Preamp</th> <th>Aux</th> <th>APos</th> <th>TPos</th> <th>Remark</th> </tr> <tr> <th>Freq</th> <th>Level</th> <th>Line</th> <th>Margin</th> <th>Level</th> <th>Factor</th> <th>Loss</th> <th>Factor</th> <th>Factor</th> </tr> <tr> <th>MHz</th> <th>dBuV/m</th> <th>dBuV/m</th> <th>dB</th> <th>dBuV</th> <th>dB/m</th> <th>dB</th> <th>dB</th> <th>cm</th> <th>deg</th> </tr> </thead> <tbody> <tr> <td>1 5733.65</td> <td>57.29</td> <td>68.30</td> <td>-11.01</td> <td>44.42</td> <td>34.54</td> <td>10.35</td> <td>32.02</td> <td>0.00</td> <td>100</td> <td>224</td> <td>PEAK</td> </tr> </tbody> </table>	Limit	Read	Ant	Cable	Preamp	Aux	APos	TPos	Remark	Freq	Level	Line	Margin	Level	Factor	Loss	Factor	Factor	MHz	dBuV/m	dBuV/m	dB	dBuV	dB/m	dB	dB	cm	deg	1 5733.65	57.29	68.30	-11.01	44.42	34.54	10.35	32.02	0.00	100	224	PEAK	Blank
Limit	Read	Ant	Cable	Preamp	Aux	APos	TPos	Remark																																		
Freq	Level	Line	Margin	Level	Factor	Loss	Factor	Factor																																		
MHz	dBuV/m	dBuV/m	dB	dBuV	dB/m	dB	dB	cm	deg																																	
1 5733.65	57.29	68.30	-11.01	44.42	34.54	10.35	32.02	0.00	100	224	PEAK																															



		25																																																																																															
Mode	Band Edge - L																																																																																																
	U-NII-2C_5.47-5.725_802.11ac_VHT40_CH134_5670MHz																																																																																																
Pol.	Vertical	Fundamental																																																																																															
Peak	 <table border="1"> <thead> <tr> <th>Limit</th> <th>Read</th> <th>Ant</th> <th>Cable</th> <th>Preamp</th> <th>Aux</th> <th>APos</th> <th>TPos</th> <th>Remark</th> </tr> <tr> <th>Freq</th> <th>Level</th> <th>Line Margin</th> <th>Level Factor</th> <th>Loss Factor</th> <th>Factor</th> <th></th> <th></th> <th></th> </tr> <tr> <th>MHz</th> <th>dBuV/m</th> <th>dBuV/m</th> <th>dB</th> <th>dBuV</th> <th>dB/m</th> <th>dB</th> <th>dB</th> <th>cm</th> <th>deg</th> </tr> </thead> <tbody> <tr> <td>1</td> <td>5411.12</td> <td>53.76</td> <td>74.00</td> <td>-20.24</td> <td>40.97</td> <td>34.80</td> <td>9.95</td> <td>31.96</td> <td>0.00</td> <td>319</td> <td>263</td> <td>PEAK</td> </tr> <tr> <td>2</td> <td>5466.80</td> <td>53.49</td> <td>68.30</td> <td>-14.81</td> <td>40.64</td> <td>34.80</td> <td>10.04</td> <td>31.99</td> <td>0.00</td> <td>319</td> <td>263</td> <td>PEAK</td> </tr> </tbody> </table>	Limit	Read	Ant	Cable	Preamp	Aux	APos	TPos	Remark	Freq	Level	Line Margin	Level Factor	Loss Factor	Factor				MHz	dBuV/m	dBuV/m	dB	dBuV	dB/m	dB	dB	cm	deg	1	5411.12	53.76	74.00	-20.24	40.97	34.80	9.95	31.96	0.00	319	263	PEAK	2	5466.80	53.49	68.30	-14.81	40.64	34.80	10.04	31.99	0.00	319	263	PEAK	 <table border="1"> <thead> <tr> <th>Limit</th> <th>Read</th> <th>Ant</th> <th>Cable</th> <th>Preamp</th> <th>Aux</th> <th>APos</th> <th>TPos</th> <th>Remark</th> </tr> <tr> <th>Freq</th> <th>Level</th> <th>Line Margin</th> <th>Level Factor</th> <th>Loss Factor</th> <th>Factor</th> <th></th> <th></th> <th></th> </tr> <tr> <th>MHz</th> <th>dBuV/m</th> <th>dBuV/m</th> <th>dB</th> <th>dBuV</th> <th>dB/m</th> <th>dB</th> <th>dB</th> <th>cm</th> <th>deg</th> </tr> </thead> <tbody> <tr> <td>1</td> <td>5670.00</td> <td>102.71</td> <td>-----</td> <td>-----</td> <td>89.96</td> <td>34.52</td> <td>10.30</td> <td>32.07</td> <td>0.00</td> <td>319</td> <td>263</td> <td>PEAK</td> </tr> </tbody> </table>	Limit	Read	Ant	Cable	Preamp	Aux	APos	TPos	Remark	Freq	Level	Line Margin	Level Factor	Loss Factor	Factor				MHz	dBuV/m	dBuV/m	dB	dBuV	dB/m	dB	dB	cm	deg	1	5670.00	102.71	-----	-----	89.96	34.52	10.30	32.07	0.00	319	263	PEAK
	Limit	Read	Ant	Cable	Preamp	Aux	APos	TPos	Remark																																																																																								
Freq	Level	Line Margin	Level Factor	Loss Factor	Factor																																																																																												
MHz	dBuV/m	dBuV/m	dB	dBuV	dB/m	dB	dB	cm	deg																																																																																								
1	5411.12	53.76	74.00	-20.24	40.97	34.80	9.95	31.96	0.00	319	263	PEAK																																																																																					
2	5466.80	53.49	68.30	-14.81	40.64	34.80	10.04	31.99	0.00	319	263	PEAK																																																																																					
Limit	Read	Ant	Cable	Preamp	Aux	APos	TPos	Remark																																																																																									
Freq	Level	Line Margin	Level Factor	Loss Factor	Factor																																																																																												
MHz	dBuV/m	dBuV/m	dB	dBuV	dB/m	dB	dB	cm	deg																																																																																								
1	5670.00	102.71	-----	-----	89.96	34.52	10.30	32.07	0.00	319	263	PEAK																																																																																					
Avg	 <table border="1"> <thead> <tr> <th>Limit</th> <th>Read</th> <th>Ant</th> <th>Cable</th> <th>Preamp</th> <th>Aux</th> <th>APos</th> <th>TPos</th> <th>Remark</th> </tr> <tr> <th>Freq</th> <th>Level</th> <th>Line Margin</th> <th>Level Factor</th> <th>Loss Factor</th> <th>Factor</th> <th></th> <th></th> <th></th> </tr> <tr> <th>MHz</th> <th>dBuV/m</th> <th>dBuV/m</th> <th>dB</th> <th>dBuV</th> <th>dB/m</th> <th>dB</th> <th>dB</th> <th>cm</th> <th>deg</th> </tr> </thead> <tbody> <tr> <td>1</td> <td>5456.88</td> <td>43.27</td> <td>54.00</td> <td>-10.73</td> <td>30.44</td> <td>34.80</td> <td>10.02</td> <td>31.99</td> <td>0.00</td> <td>319</td> <td>263</td> <td>AVERAGE</td> </tr> </tbody> </table>	Limit	Read	Ant	Cable	Preamp	Aux	APos	TPos	Remark	Freq	Level	Line Margin	Level Factor	Loss Factor	Factor				MHz	dBuV/m	dBuV/m	dB	dBuV	dB/m	dB	dB	cm	deg	1	5456.88	43.27	54.00	-10.73	30.44	34.80	10.02	31.99	0.00	319	263	AVERAGE	 <table border="1"> <thead> <tr> <th>Limit</th> <th>Read</th> <th>Ant</th> <th>Cable</th> <th>Preamp</th> <th>Aux</th> <th>APos</th> <th>TPos</th> <th>Remark</th> </tr> <tr> <th>Freq</th> <th>Level</th> <th>Line Margin</th> <th>Level Factor</th> <th>Loss Factor</th> <th>Factor</th> <th></th> <th></th> <th></th> </tr> <tr> <th>MHz</th> <th>dBuV/m</th> <th>dBuV/m</th> <th>dB</th> <th>dBuV</th> <th>dB/m</th> <th>dB</th> <th>dB</th> <th>cm</th> <th>deg</th> </tr> </thead> <tbody> <tr> <td>1</td> <td>5670.00</td> <td>93.50</td> <td>-----</td> <td>-----</td> <td>80.75</td> <td>34.52</td> <td>10.30</td> <td>32.07</td> <td>0.00</td> <td>319</td> <td>263</td> <td>AVERAGE</td> </tr> </tbody> </table>	Limit	Read	Ant	Cable	Preamp	Aux	APos	TPos	Remark	Freq	Level	Line Margin	Level Factor	Loss Factor	Factor				MHz	dBuV/m	dBuV/m	dB	dBuV	dB/m	dB	dB	cm	deg	1	5670.00	93.50	-----	-----	80.75	34.52	10.30	32.07	0.00	319	263	AVERAGE													
Limit	Read	Ant	Cable	Preamp	Aux	APos	TPos	Remark																																																																																									
Freq	Level	Line Margin	Level Factor	Loss Factor	Factor																																																																																												
MHz	dBuV/m	dBuV/m	dB	dBuV	dB/m	dB	dB	cm	deg																																																																																								
1	5456.88	43.27	54.00	-10.73	30.44	34.80	10.02	31.99	0.00	319	263	AVERAGE																																																																																					
Limit	Read	Ant	Cable	Preamp	Aux	APos	TPos	Remark																																																																																									
Freq	Level	Line Margin	Level Factor	Loss Factor	Factor																																																																																												
MHz	dBuV/m	dBuV/m	dB	dBuV	dB/m	dB	dB	cm	deg																																																																																								
1	5670.00	93.50	-----	-----	80.75	34.52	10.30	32.07	0.00	319	263	AVERAGE																																																																																					



Mode	25																																									
	Band Edge - R																																									
	U-NII-2C_5.47-5.725_802.11ac VHT40_CH134_5670MHz																																									
Pol.	Vertical	Fundamental																																								
Peak	<table border="1"> <thead> <tr> <th>Limit</th> <th>Read</th> <th>Ant</th> <th>Cable</th> <th>Preamp</th> <th>Aux</th> <th>APos</th> <th>TPos</th> <th>Remark</th> </tr> <tr> <th>Freq</th> <th>Level</th> <th>Line</th> <th>Margin</th> <th>Level</th> <th>Factor</th> <th>Loss</th> <th>Factor</th> <th>Factor</th> </tr> <tr> <th>MHz</th> <th>dBuV/m</th> <th>dBuV/m</th> <th>dB</th> <th>dBuV</th> <th>dB/m</th> <th>dB</th> <th>dB</th> <th>cm</th> <th>deg</th> </tr> </thead> <tbody> <tr> <td>1 5736.60</td> <td>56.10</td> <td>68.30</td> <td>-12.20</td> <td>43.23</td> <td>34.54</td> <td>10.35</td> <td>32.02</td> <td>0.00</td> <td>319</td> <td>263</td> <td>PEAK</td> </tr> </tbody> </table>	Limit	Read	Ant	Cable	Preamp	Aux	APos	TPos	Remark	Freq	Level	Line	Margin	Level	Factor	Loss	Factor	Factor	MHz	dBuV/m	dBuV/m	dB	dBuV	dB/m	dB	dB	cm	deg	1 5736.60	56.10	68.30	-12.20	43.23	34.54	10.35	32.02	0.00	319	263	PEAK	Blank
Limit	Read	Ant	Cable	Preamp	Aux	APos	TPos	Remark																																		
Freq	Level	Line	Margin	Level	Factor	Loss	Factor	Factor																																		
MHz	dBuV/m	dBuV/m	dB	dBuV	dB/m	dB	dB	cm	deg																																	
1 5736.60	56.10	68.30	-12.20	43.23	34.54	10.35	32.02	0.00	319	263	PEAK																															



Mode	25																																																																											
	Harmonic																																																																											
	U-NII-2C_5.47-5.725_802.11ac VHT40_CH134_5670MHz																																																																											
Pol.	Horizontal	Vertical																																																																										
Peak Avg	<table border="1"> <thead> <tr> <th>Limit</th> <th>Read</th> <th>Ant</th> <th>Cable</th> <th>Preamp</th> <th>Aux</th> <th>APos</th> <th>TPos</th> <th>Remark</th> </tr> <tr> <th>Freq</th> <th>Level</th> <th>Line</th> <th>Margin</th> <th>Level</th> <th>Factor</th> <th>Loss</th> <th>Factor</th> <th>Factor</th> </tr> <tr> <th>MHz</th> <th>dBuV/m</th> <th>dBuV/m</th> <th>dB</th> <th>dBuV</th> <th>dB/m</th> <th>dB</th> <th>dB</th> <th>dB</th> </tr> </thead> <tbody> <tr> <td>1 11340.00</td> <td>46.76</td> <td>74.00</td> <td>-27.24</td> <td>55.34</td> <td>38.20</td> <td>14.80</td> <td>61.58</td> <td>0.00</td> <td>--- PEAK</td> </tr> </tbody> </table>	Limit	Read	Ant	Cable	Preamp	Aux	APos	TPos	Remark	Freq	Level	Line	Margin	Level	Factor	Loss	Factor	Factor	MHz	dBuV/m	dBuV/m	dB	dBuV	dB/m	dB	dB	dB	1 11340.00	46.76	74.00	-27.24	55.34	38.20	14.80	61.58	0.00	--- PEAK	<table border="1"> <thead> <tr> <th>Limit</th> <th>Read</th> <th>Ant</th> <th>Cable</th> <th>Preamp</th> <th>Aux</th> <th>APos</th> <th>TPos</th> <th>Remark</th> </tr> <tr> <th>Freq</th> <th>Level</th> <th>Line</th> <th>Margin</th> <th>Level</th> <th>Factor</th> <th>Loss</th> <th>Factor</th> <th>Factor</th> </tr> <tr> <th>MHz</th> <th>dBuV/m</th> <th>dBuV/m</th> <th>dB</th> <th>dBuV</th> <th>dB/m</th> <th>dB</th> <th>dB</th> <th>dB</th> </tr> </thead> <tbody> <tr> <td>1 11340.00</td> <td>46.41</td> <td>74.00</td> <td>-27.59</td> <td>54.99</td> <td>38.20</td> <td>14.80</td> <td>61.58</td> <td>0.00</td> <td>--- PEAK</td> </tr> </tbody> </table>	Limit	Read	Ant	Cable	Preamp	Aux	APos	TPos	Remark	Freq	Level	Line	Margin	Level	Factor	Loss	Factor	Factor	MHz	dBuV/m	dBuV/m	dB	dBuV	dB/m	dB	dB	dB	1 11340.00	46.41	74.00	-27.59	54.99	38.20	14.80	61.58	0.00	--- PEAK
Limit	Read	Ant	Cable	Preamp	Aux	APos	TPos	Remark																																																																				
Freq	Level	Line	Margin	Level	Factor	Loss	Factor	Factor																																																																				
MHz	dBuV/m	dBuV/m	dB	dBuV	dB/m	dB	dB	dB																																																																				
1 11340.00	46.76	74.00	-27.24	55.34	38.20	14.80	61.58	0.00	--- PEAK																																																																			
Limit	Read	Ant	Cable	Preamp	Aux	APos	TPos	Remark																																																																				
Freq	Level	Line	Margin	Level	Factor	Loss	Factor	Factor																																																																				
MHz	dBuV/m	dBuV/m	dB	dBuV	dB/m	dB	dB	dB																																																																				
1 11340.00	46.41	74.00	-27.59	54.99	38.20	14.80	61.58	0.00	--- PEAK																																																																			

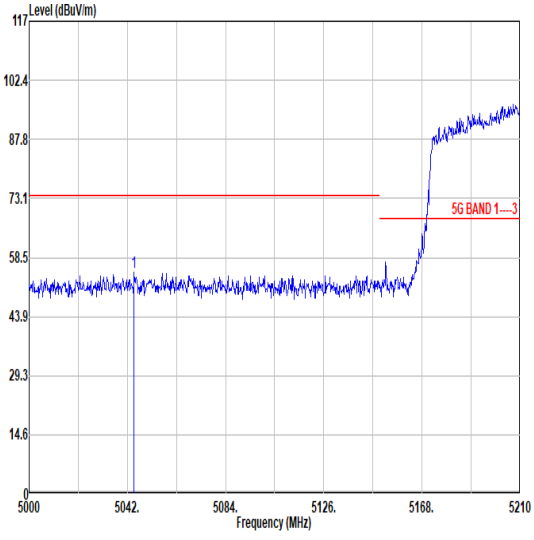
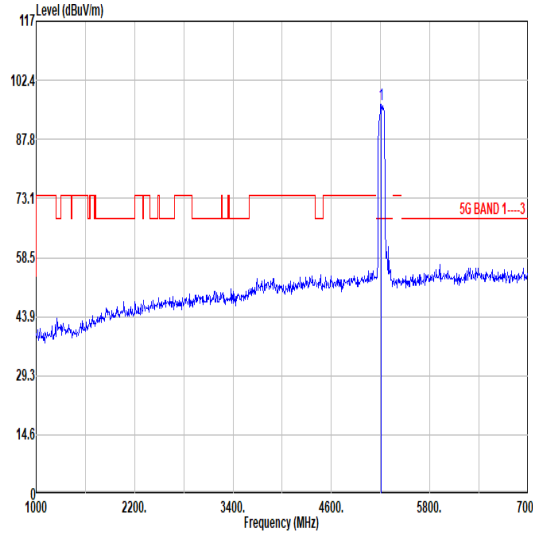
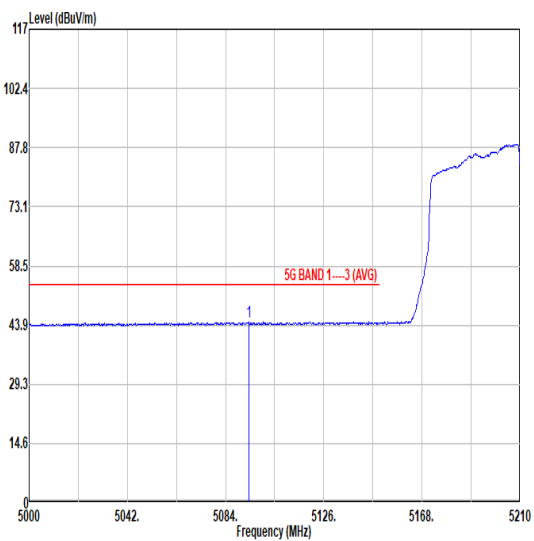
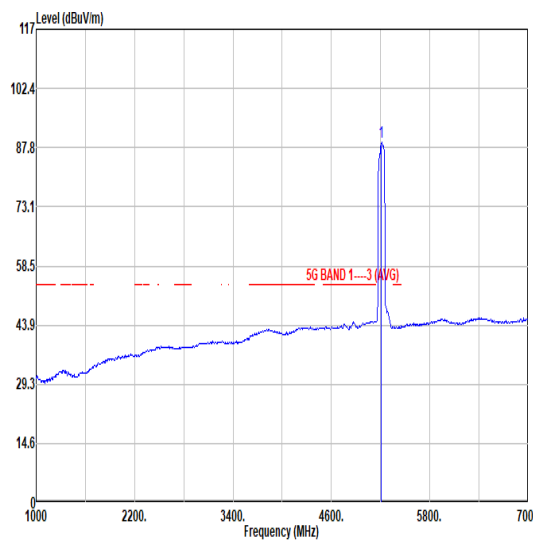


		26																																																																																
Mode	Band Edge - L																																																																																	
	U-NII-1_5.15-5.25_802.11ac VHT80_CH42_5210MHz																																																																																	
Pol.	Horizontal	Fundamental																																																																																
Peak	<table border="1"> <thead> <tr> <th>Limit</th> <th>Read</th> <th>Ant</th> <th>Cable</th> <th>Preamp</th> <th>Aux</th> <th>APos</th> <th>TPos</th> <th>Remark</th> </tr> <tr> <th>Freq</th> <th>Level</th> <th>Line</th> <th>Margin</th> <th>Level</th> <th>Factor</th> <th>Loss</th> <th>Factor</th> <th>Factor</th> </tr> <tr> <th>MHz</th> <th>dBuV/m</th> <th>dBuV/m</th> <th>dB</th> <th>dBuV</th> <th>dB/m</th> <th>dB</th> <th>dB</th> <th>dB</th> </tr> </thead> <tbody> <tr> <td>1</td> <td>5119.07</td> <td>60.37</td> <td>74.00</td> <td>-13.63</td> <td>48.29</td> <td>34.10</td> <td>9.76</td> <td>31.78</td> <td>0.00</td> <td>100</td> <td>209</td> <td>PEAK</td> </tr> </tbody> </table>	Limit	Read	Ant	Cable	Preamp	Aux	APos	TPos	Remark	Freq	Level	Line	Margin	Level	Factor	Loss	Factor	Factor	MHz	dBuV/m	dBuV/m	dB	dBuV	dB/m	dB	dB	dB	1	5119.07	60.37	74.00	-13.63	48.29	34.10	9.76	31.78	0.00	100	209	PEAK	<table border="1"> <thead> <tr> <th>Limit</th> <th>Read</th> <th>Ant</th> <th>Cable</th> <th>Preamp</th> <th>Aux</th> <th>APos</th> <th>TPos</th> <th>Remark</th> </tr> <tr> <th>Freq</th> <th>Level</th> <th>Line</th> <th>Margin</th> <th>Level</th> <th>Factor</th> <th>Loss</th> <th>Factor</th> <th>Factor</th> </tr> <tr> <th>MHz</th> <th>dBuV/m</th> <th>dBuV/m</th> <th>dB</th> <th>dBuV</th> <th>dB/m</th> <th>dB</th> <th>dB</th> <th>dB</th> </tr> </thead> <tbody> <tr> <td>1</td> <td>5210.00</td> <td>101.91</td> <td>-----</td> <td>-----</td> <td>89.72</td> <td>34.20</td> <td>9.84</td> <td>31.85</td> <td>0.00</td> <td>100</td> <td>209</td> <td>PEAK</td> </tr> </tbody> </table>	Limit	Read	Ant	Cable	Preamp	Aux	APos	TPos	Remark	Freq	Level	Line	Margin	Level	Factor	Loss	Factor	Factor	MHz	dBuV/m	dBuV/m	dB	dBuV	dB/m	dB	dB	dB	1	5210.00	101.91	-----	-----	89.72	34.20	9.84	31.85	0.00	100	209	PEAK
	Limit	Read	Ant	Cable	Preamp	Aux	APos	TPos	Remark																																																																									
Freq	Level	Line	Margin	Level	Factor	Loss	Factor	Factor																																																																										
MHz	dBuV/m	dBuV/m	dB	dBuV	dB/m	dB	dB	dB																																																																										
1	5119.07	60.37	74.00	-13.63	48.29	34.10	9.76	31.78	0.00	100	209	PEAK																																																																						
Limit	Read	Ant	Cable	Preamp	Aux	APos	TPos	Remark																																																																										
Freq	Level	Line	Margin	Level	Factor	Loss	Factor	Factor																																																																										
MHz	dBuV/m	dBuV/m	dB	dBuV	dB/m	dB	dB	dB																																																																										
1	5210.00	101.91	-----	-----	89.72	34.20	9.84	31.85	0.00	100	209	PEAK																																																																						
Avg	<table border="1"> <thead> <tr> <th>Limit</th> <th>Read</th> <th>Ant</th> <th>Cable</th> <th>Preamp</th> <th>Aux</th> <th>APos</th> <th>TPos</th> <th>Remark</th> </tr> <tr> <th>Freq</th> <th>Level</th> <th>Line</th> <th>Margin</th> <th>Level</th> <th>Factor</th> <th>Loss</th> <th>Factor</th> <th>Factor</th> </tr> <tr> <th>MHz</th> <th>dBuV/m</th> <th>dBuV/m</th> <th>dB</th> <th>dBuV</th> <th>dB/m</th> <th>dB</th> <th>dB</th> <th>dB</th> </tr> </thead> <tbody> <tr> <td>1</td> <td>5148.26</td> <td>48.51</td> <td>54.00</td> <td>-5.49</td> <td>36.42</td> <td>34.10</td> <td>9.79</td> <td>31.80</td> <td>0.00</td> <td>100</td> <td>209</td> <td>AVERAGE</td> </tr> </tbody> </table>	Limit	Read	Ant	Cable	Preamp	Aux	APos	TPos	Remark	Freq	Level	Line	Margin	Level	Factor	Loss	Factor	Factor	MHz	dBuV/m	dBuV/m	dB	dBuV	dB/m	dB	dB	dB	1	5148.26	48.51	54.00	-5.49	36.42	34.10	9.79	31.80	0.00	100	209	AVERAGE	<table border="1"> <thead> <tr> <th>Limit</th> <th>Read</th> <th>Ant</th> <th>Cable</th> <th>Preamp</th> <th>Aux</th> <th>APos</th> <th>TPos</th> <th>Remark</th> </tr> <tr> <th>Freq</th> <th>Level</th> <th>Line</th> <th>Margin</th> <th>Level</th> <th>Factor</th> <th>Loss</th> <th>Factor</th> <th>Factor</th> </tr> <tr> <th>MHz</th> <th>dBuV/m</th> <th>dBuV/m</th> <th>dB</th> <th>dBuV</th> <th>dB/m</th> <th>dB</th> <th>dB</th> <th>dB</th> </tr> </thead> <tbody> <tr> <td>1</td> <td>5210.00</td> <td>93.51</td> <td>-----</td> <td>-----</td> <td>81.34</td> <td>34.17</td> <td>9.84</td> <td>31.84</td> <td>0.00</td> <td>100</td> <td>209</td> <td>AVERAGE</td> </tr> </tbody> </table>	Limit	Read	Ant	Cable	Preamp	Aux	APos	TPos	Remark	Freq	Level	Line	Margin	Level	Factor	Loss	Factor	Factor	MHz	dBuV/m	dBuV/m	dB	dBuV	dB/m	dB	dB	dB	1	5210.00	93.51	-----	-----	81.34	34.17	9.84	31.84	0.00	100	209	AVERAGE
Limit	Read	Ant	Cable	Preamp	Aux	APos	TPos	Remark																																																																										
Freq	Level	Line	Margin	Level	Factor	Loss	Factor	Factor																																																																										
MHz	dBuV/m	dBuV/m	dB	dBuV	dB/m	dB	dB	dB																																																																										
1	5148.26	48.51	54.00	-5.49	36.42	34.10	9.79	31.80	0.00	100	209	AVERAGE																																																																						
Limit	Read	Ant	Cable	Preamp	Aux	APos	TPos	Remark																																																																										
Freq	Level	Line	Margin	Level	Factor	Loss	Factor	Factor																																																																										
MHz	dBuV/m	dBuV/m	dB	dBuV	dB/m	dB	dB	dB																																																																										
1	5210.00	93.51	-----	-----	81.34	34.17	9.84	31.84	0.00	100	209	AVERAGE																																																																						



		26																																																									
Mode		Band Edge - R																																																									
		U-NII-1_5.15-5.25_802.11ac VHT80_CH42_5210MHz																																																									
Pol.		Horizontal					Fundamental																																																				
Peak		<table border="1"> <thead> <tr> <th>Limit</th> <th>Read</th> <th>Ant</th> <th>Cable</th> <th>Preamp</th> <th>Aux</th> <th>APos</th> <th>TPos</th> <th colspan="2"></th> </tr> <tr> <th>Freq</th> <th>Level</th> <th>Line</th> <th>Margin</th> <th>Level</th> <th>Factor</th> <th>Loss</th> <th>Factor</th> <th>Factor</th> <th>cm</th> <th>deg</th> <th>Remark</th> </tr> <tr> <th>MHz</th> <th>dBuV/m</th> <th>dBuV/m</th> <th>dB</th> <th>dBuV</th> <th>dB/m</th> <th>dB</th> <th>dB</th> <th>dB</th> <th>cm</th> <th>deg</th> <th></th> </tr> </thead> <tbody> <tr> <td>1</td> <td>5437.25</td> <td>54.04</td> <td>74.00</td> <td>-19.96</td> <td>41.23</td> <td>34.60</td> <td>9.99</td> <td>31.98</td> <td>0.00</td> <td>100</td> <td>209</td> <td>PEAK</td> </tr> </tbody> </table>										Limit	Read	Ant	Cable	Preamp	Aux	APos	TPos			Freq	Level	Line	Margin	Level	Factor	Loss	Factor	Factor	cm	deg	Remark	MHz	dBuV/m	dBuV/m	dB	dBuV	dB/m	dB	dB	dB	cm	deg		1	5437.25	54.04	74.00	-19.96	41.23	34.60	9.99	31.98	0.00	100	209	PEAK	Blank
Limit	Read	Ant	Cable	Preamp	Aux	APos	TPos																																																				
Freq	Level	Line	Margin	Level	Factor	Loss	Factor	Factor	cm	deg	Remark																																																
MHz	dBuV/m	dBuV/m	dB	dBuV	dB/m	dB	dB	dB	cm	deg																																																	
1	5437.25	54.04	74.00	-19.96	41.23	34.60	9.99	31.98	0.00	100	209	PEAK																																															
Avg		<table border="1"> <thead> <tr> <th>Limit</th> <th>Read</th> <th>Ant</th> <th>Cable</th> <th>Preamp</th> <th>Aux</th> <th>APos</th> <th>TPos</th> <th colspan="2"></th> </tr> <tr> <th>Freq</th> <th>Level</th> <th>Line</th> <th>Margin</th> <th>Level</th> <th>Factor</th> <th>Loss</th> <th>Factor</th> <th>Factor</th> <th>cm</th> <th>deg</th> <th>Remark</th> </tr> <tr> <th>MHz</th> <th>dBuV/m</th> <th>dBuV/m</th> <th>dB</th> <th>dBuV</th> <th>dB/m</th> <th>dB</th> <th>dB</th> <th>dB</th> <th>cm</th> <th>deg</th> <th></th> </tr> </thead> <tbody> <tr> <td>1</td> <td>5383.50</td> <td>43.55</td> <td>54.00</td> <td>-10.45</td> <td>30.82</td> <td>34.74</td> <td>9.93</td> <td>31.94</td> <td>0.00</td> <td>100</td> <td>209</td> <td>AVERAGE</td> </tr> </tbody> </table>										Limit	Read	Ant	Cable	Preamp	Aux	APos	TPos			Freq	Level	Line	Margin	Level	Factor	Loss	Factor	Factor	cm	deg	Remark	MHz	dBuV/m	dBuV/m	dB	dBuV	dB/m	dB	dB	dB	cm	deg		1	5383.50	43.55	54.00	-10.45	30.82	34.74	9.93	31.94	0.00	100	209	AVERAGE	Blank
Limit	Read	Ant	Cable	Preamp	Aux	APos	TPos																																																				
Freq	Level	Line	Margin	Level	Factor	Loss	Factor	Factor	cm	deg	Remark																																																
MHz	dBuV/m	dBuV/m	dB	dBuV	dB/m	dB	dB	dB	cm	deg																																																	
1	5383.50	43.55	54.00	-10.45	30.82	34.74	9.93	31.94	0.00	100	209	AVERAGE																																															



		26																																																																																
Mode	Band Edge - L																																																																																	
	U-NII-1_5.15-5.25_802.11ac VHT80_CH42_5210MHz																																																																																	
Pol.	Vertical	Fundamental																																																																																
Peak	 <p>Level (dBuV/m) vs Frequency (MHz) for Vertical. The plot shows a signal level rising from approximately 50 dBuV/m at 5000 MHz to about 90 dBuV/m at 5210 MHz. A red horizontal line indicates the 5G BAND 1-3 limit at 73.1 dBuV/m.</p> <table border="1"> <thead> <tr> <th>Limit</th> <th>Read</th> <th>Ant</th> <th>Cable</th> <th>Preamp</th> <th>Aux</th> <th>APos</th> <th>TPos</th> <th>Remark</th> </tr> <tr> <th>Freq</th> <th>Level</th> <th>Level</th> <th>Factor</th> <th>Loss</th> <th>Factor</th> <th>Factor</th> <th>cm</th> <th>deg</th> </tr> <tr> <th>MHz</th> <th>dBuV/m</th> <th>dBuV/m</th> <th>dB</th> <th>dBuV</th> <th>dB/m</th> <th>dB</th> <th>dB</th> <th>dB</th> </tr> </thead> <tbody> <tr> <td>1</td> <td>5044.94</td> <td>54.79</td> <td>74.00</td> <td>-19.21</td> <td>42.74</td> <td>34.10</td> <td>9.69</td> <td>31.74</td> <td>0.00</td> <td>382</td> <td>258</td> <td>PEAK</td> </tr> </tbody> </table>	Limit	Read	Ant	Cable	Preamp	Aux	APos	TPos	Remark	Freq	Level	Level	Factor	Loss	Factor	Factor	cm	deg	MHz	dBuV/m	dBuV/m	dB	dBuV	dB/m	dB	dB	dB	1	5044.94	54.79	74.00	-19.21	42.74	34.10	9.69	31.74	0.00	382	258	PEAK	 <p>Level (dBuV/m) vs Frequency (MHz) for Fundamental. The plot shows a signal level rising from approximately 40 dBuV/m at 1000 MHz to about 100 dBuV/m at 5210 MHz. A red horizontal line indicates the 5G BAND 1-3 limit at 73.1 dBuV/m.</p> <table border="1"> <thead> <tr> <th>Limit</th> <th>Read</th> <th>Ant</th> <th>Cable</th> <th>Preamp</th> <th>Aux</th> <th>APos</th> <th>TPos</th> <th>Remark</th> </tr> <tr> <th>Freq</th> <th>Level</th> <th>Level</th> <th>Factor</th> <th>Loss</th> <th>Factor</th> <th>Factor</th> <th>cm</th> <th>deg</th> </tr> <tr> <th>MHz</th> <th>dBuV/m</th> <th>dBuV/m</th> <th>dB</th> <th>dBuV</th> <th>dB/m</th> <th>dB</th> <th>dB</th> <th>dB</th> </tr> </thead> <tbody> <tr> <td>1</td> <td>5210.00</td> <td>96.47</td> <td>-----</td> <td>-----</td> <td>84.35</td> <td>34.13</td> <td>9.83</td> <td>31.84</td> <td>0.00</td> <td>382</td> <td>258</td> <td>PEAK</td> </tr> </tbody> </table>	Limit	Read	Ant	Cable	Preamp	Aux	APos	TPos	Remark	Freq	Level	Level	Factor	Loss	Factor	Factor	cm	deg	MHz	dBuV/m	dBuV/m	dB	dBuV	dB/m	dB	dB	dB	1	5210.00	96.47	-----	-----	84.35	34.13	9.83	31.84	0.00	382	258	PEAK
	Limit	Read	Ant	Cable	Preamp	Aux	APos	TPos	Remark																																																																									
Freq	Level	Level	Factor	Loss	Factor	Factor	cm	deg																																																																										
MHz	dBuV/m	dBuV/m	dB	dBuV	dB/m	dB	dB	dB																																																																										
1	5044.94	54.79	74.00	-19.21	42.74	34.10	9.69	31.74	0.00	382	258	PEAK																																																																						
Limit	Read	Ant	Cable	Preamp	Aux	APos	TPos	Remark																																																																										
Freq	Level	Level	Factor	Loss	Factor	Factor	cm	deg																																																																										
MHz	dBuV/m	dBuV/m	dB	dBuV	dB/m	dB	dB	dB																																																																										
1	5210.00	96.47	-----	-----	84.35	34.13	9.83	31.84	0.00	382	258	PEAK																																																																						
Avg	 <p>Level (dBuV/m) vs Frequency (MHz) for Vertical (Avg). The plot shows the average signal level rising from approximately 40 dBuV/m at 5000 MHz to about 80 dBuV/m at 5210 MHz. A red horizontal line indicates the 5G BAND 1-3 (AVG) limit at 58.5 dBuV/m.</p> <table border="1"> <thead> <tr> <th>Limit</th> <th>Read</th> <th>Ant</th> <th>Cable</th> <th>Preamp</th> <th>Aux</th> <th>APos</th> <th>TPos</th> <th>Remark</th> </tr> <tr> <th>Freq</th> <th>Level</th> <th>Level</th> <th>Factor</th> <th>Loss</th> <th>Factor</th> <th>Factor</th> <th>cm</th> <th>deg</th> </tr> <tr> <th>MHz</th> <th>dBuV/m</th> <th>dBuV/m</th> <th>dB</th> <th>dBuV</th> <th>dB/m</th> <th>dB</th> <th>dB</th> <th>dB</th> </tr> </thead> <tbody> <tr> <td>1</td> <td>5093.87</td> <td>44.65</td> <td>54.00</td> <td>-9.35</td> <td>32.58</td> <td>34.10</td> <td>9.74</td> <td>31.77</td> <td>0.00</td> <td>382</td> <td>258</td> <td>AVERAGE</td> </tr> </tbody> </table>	Limit	Read	Ant	Cable	Preamp	Aux	APos	TPos	Remark	Freq	Level	Level	Factor	Loss	Factor	Factor	cm	deg	MHz	dBuV/m	dBuV/m	dB	dBuV	dB/m	dB	dB	dB	1	5093.87	44.65	54.00	-9.35	32.58	34.10	9.74	31.77	0.00	382	258	AVERAGE	 <p>Level (dBuV/m) vs Frequency (MHz) for Fundamental (Avg). The plot shows the average signal level rising from approximately 30 dBuV/m at 1000 MHz to about 80 dBuV/m at 5210 MHz. A red horizontal line indicates the 5G BAND 1-3 (AVG) limit at 58.5 dBuV/m.</p> <table border="1"> <thead> <tr> <th>Limit</th> <th>Read</th> <th>Ant</th> <th>Cable</th> <th>Preamp</th> <th>Aux</th> <th>APos</th> <th>TPos</th> <th>Remark</th> </tr> <tr> <th>Freq</th> <th>Level</th> <th>Level</th> <th>Factor</th> <th>Loss</th> <th>Factor</th> <th>Factor</th> <th>cm</th> <th>deg</th> </tr> <tr> <th>MHz</th> <th>dBuV/m</th> <th>dBuV/m</th> <th>dB</th> <th>dBuV</th> <th>dB/m</th> <th>dB</th> <th>dB</th> <th>dB</th> </tr> </thead> <tbody> <tr> <td>1</td> <td>5210.00</td> <td>89.24</td> <td>-----</td> <td>-----</td> <td>77.07</td> <td>34.17</td> <td>9.84</td> <td>31.84</td> <td>0.00</td> <td>382</td> <td>258</td> <td>AVERAGE</td> </tr> </tbody> </table>	Limit	Read	Ant	Cable	Preamp	Aux	APos	TPos	Remark	Freq	Level	Level	Factor	Loss	Factor	Factor	cm	deg	MHz	dBuV/m	dBuV/m	dB	dBuV	dB/m	dB	dB	dB	1	5210.00	89.24	-----	-----	77.07	34.17	9.84	31.84	0.00	382	258	AVERAGE
Limit	Read	Ant	Cable	Preamp	Aux	APos	TPos	Remark																																																																										
Freq	Level	Level	Factor	Loss	Factor	Factor	cm	deg																																																																										
MHz	dBuV/m	dBuV/m	dB	dBuV	dB/m	dB	dB	dB																																																																										
1	5093.87	44.65	54.00	-9.35	32.58	34.10	9.74	31.77	0.00	382	258	AVERAGE																																																																						
Limit	Read	Ant	Cable	Preamp	Aux	APos	TPos	Remark																																																																										
Freq	Level	Level	Factor	Loss	Factor	Factor	cm	deg																																																																										
MHz	dBuV/m	dBuV/m	dB	dBuV	dB/m	dB	dB	dB																																																																										
1	5210.00	89.24	-----	-----	77.07	34.17	9.84	31.84	0.00	382	258	AVERAGE																																																																						



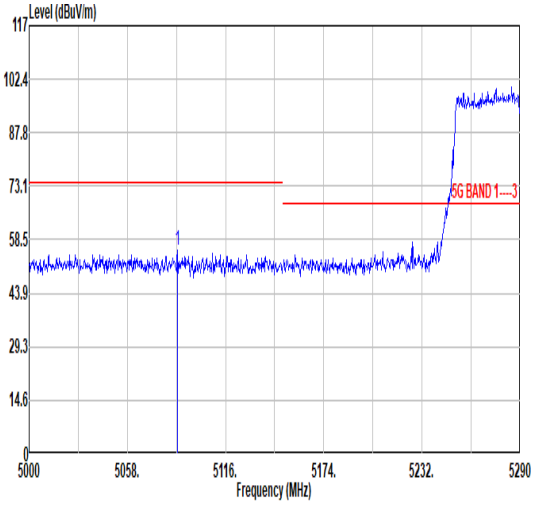
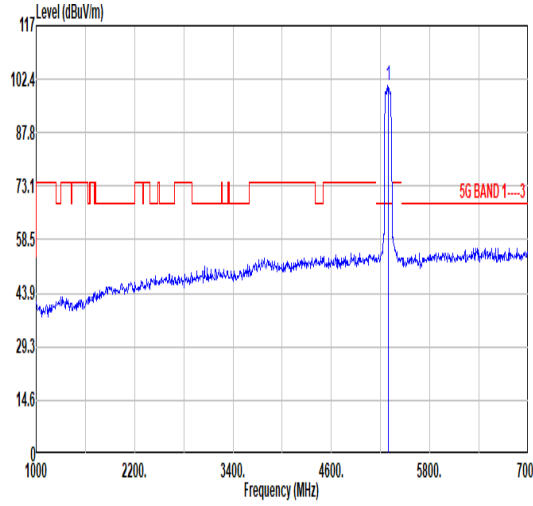
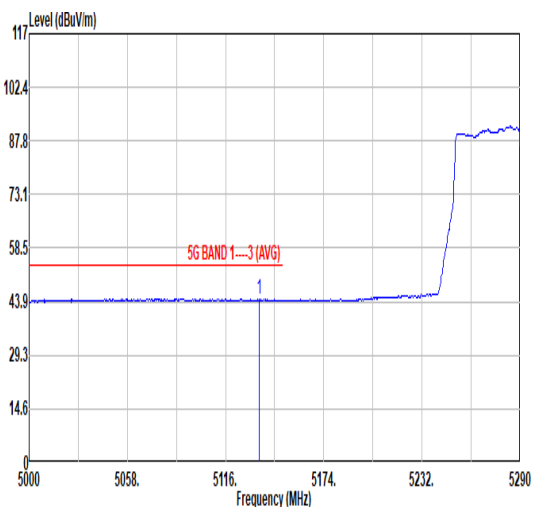
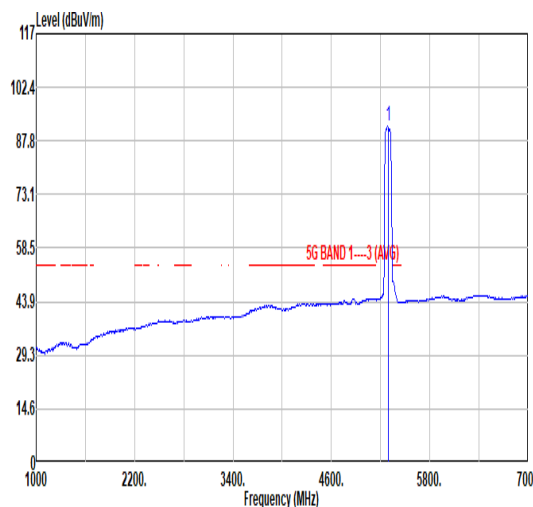
		26																																								
Mode		Band Edge - R																																								
		U-NII-1_5.15-5.25_802.11ac VHT80_CH42_5210MHz																																								
Pol.	Vertical	Fundamental																																								
Peak	<table border="1"> <thead> <tr> <th>Limit</th> <th>Read</th> <th>Ant</th> <th>Cable</th> <th>Preamp</th> <th>Aux</th> <th>APos</th> <th>TPos</th> <th>Remark</th> </tr> <tr> <th>Freq</th> <th>Level</th> <th>Line</th> <th>Margin</th> <th>Level</th> <th>Factor</th> <th>Loss</th> <th>Factor</th> <th>Factor</th> </tr> <tr> <th>MHz</th> <th>dBuV/m</th> <th>dBuV/m</th> <th>dB</th> <th>dBuV</th> <th>dB/m</th> <th>dB</th> <th>dB</th> <th>dB</th> </tr> </thead> <tbody> <tr> <td>1</td> <td>5420.00</td> <td>53.73</td> <td>74.00</td> <td>-20.27</td> <td>40.93</td> <td>34.60</td> <td>9.97</td> <td>31.97</td> <td>0.00</td> <td>382</td> <td>258</td> <td>PEAK</td> </tr> </tbody> </table>	Limit	Read	Ant	Cable	Preamp	Aux	APos	TPos	Remark	Freq	Level	Line	Margin	Level	Factor	Loss	Factor	Factor	MHz	dBuV/m	dBuV/m	dB	dBuV	dB/m	dB	dB	dB	1	5420.00	53.73	74.00	-20.27	40.93	34.60	9.97	31.97	0.00	382	258	PEAK	Blank
Limit	Read	Ant	Cable	Preamp	Aux	APos	TPos	Remark																																		
Freq	Level	Line	Margin	Level	Factor	Loss	Factor	Factor																																		
MHz	dBuV/m	dBuV/m	dB	dBuV	dB/m	dB	dB	dB																																		
1	5420.00	53.73	74.00	-20.27	40.93	34.60	9.97	31.97	0.00	382	258	PEAK																														
Avg	<table border="1"> <thead> <tr> <th>Limit</th> <th>Read</th> <th>Ant</th> <th>Cable</th> <th>Preamp</th> <th>Aux</th> <th>APos</th> <th>TPos</th> <th>Remark</th> </tr> <tr> <th>Freq</th> <th>Level</th> <th>Line</th> <th>Margin</th> <th>Level</th> <th>Factor</th> <th>Loss</th> <th>Factor</th> <th>Factor</th> </tr> <tr> <th>MHz</th> <th>dBuV/m</th> <th>dBuV/m</th> <th>dB</th> <th>dBuV</th> <th>dB/m</th> <th>dB</th> <th>dB</th> <th>dB</th> </tr> </thead> <tbody> <tr> <td>1</td> <td>5442.25</td> <td>43.42</td> <td>54.00</td> <td>-10.58</td> <td>30.60</td> <td>34.00</td> <td>10.00</td> <td>31.98</td> <td>0.00</td> <td>382</td> <td>258</td> <td>AVERAGE</td> </tr> </tbody> </table>	Limit	Read	Ant	Cable	Preamp	Aux	APos	TPos	Remark	Freq	Level	Line	Margin	Level	Factor	Loss	Factor	Factor	MHz	dBuV/m	dBuV/m	dB	dBuV	dB/m	dB	dB	dB	1	5442.25	43.42	54.00	-10.58	30.60	34.00	10.00	31.98	0.00	382	258	AVERAGE	Blank
Limit	Read	Ant	Cable	Preamp	Aux	APos	TPos	Remark																																		
Freq	Level	Line	Margin	Level	Factor	Loss	Factor	Factor																																		
MHz	dBuV/m	dBuV/m	dB	dBuV	dB/m	dB	dB	dB																																		
1	5442.25	43.42	54.00	-10.58	30.60	34.00	10.00	31.98	0.00	382	258	AVERAGE																														





Mode	26																																																																																											
	Harmonic																																																																																											
	U-NII-1_5.15-5.25_802.11ac VHT80_CH42_5210MHz																																																																																											
Pol.	Horizontal	Vertical																																																																																										
Peak Avg	<table border="1"> <thead> <tr> <th>Limit</th> <th>Read</th> <th>Ant</th> <th>Cable</th> <th>Preamp</th> <th>Aux</th> <th>APos</th> <th>TPos</th> <th>Remark</th> </tr> <tr> <th>Freq</th> <th>Level</th> <th>Line</th> <th>Margin</th> <th>Level</th> <th>Factor</th> <th>Loss</th> <th>Factor</th> <th>Factor</th> </tr> <tr> <th>MHz</th> <th>dBuV/m</th> <th>dBuV/m</th> <th>dB</th> <th>dBuV</th> <th>dB/m</th> <th>dB</th> <th>dB</th> <th>dB</th> </tr> </thead> <tbody> <tr> <td>1 10420.00</td> <td>46.39</td> <td>68.30</td> <td>-21.91</td> <td>56.32</td> <td>37.67</td> <td>14.17</td> <td>61.77</td> <td>0.00</td> </tr> <tr> <td></td> <td></td> <td></td> <td></td> <td></td> <td></td> <td></td> <td></td> <td>--- PEAK</td> </tr> </tbody> </table>	Limit	Read	Ant	Cable	Preamp	Aux	APos	TPos	Remark	Freq	Level	Line	Margin	Level	Factor	Loss	Factor	Factor	MHz	dBuV/m	dBuV/m	dB	dBuV	dB/m	dB	dB	dB	1 10420.00	46.39	68.30	-21.91	56.32	37.67	14.17	61.77	0.00									--- PEAK	<table border="1"> <thead> <tr> <th>Limit</th> <th>Read</th> <th>Ant</th> <th>Cable</th> <th>Preamp</th> <th>Aux</th> <th>APos</th> <th>TPos</th> <th>Remark</th> </tr> <tr> <th>Freq</th> <th>Level</th> <th>Line</th> <th>Margin</th> <th>Level</th> <th>Factor</th> <th>Loss</th> <th>Factor</th> <th>Factor</th> </tr> <tr> <th>MHz</th> <th>dBuV/m</th> <th>dBuV/m</th> <th>dB</th> <th>dBuV</th> <th>dB/m</th> <th>dB</th> <th>dB</th> <th>dB</th> </tr> </thead> <tbody> <tr> <td>1 10420.00</td> <td>45.97</td> <td>68.30</td> <td>-22.33</td> <td>55.90</td> <td>37.67</td> <td>14.17</td> <td>61.77</td> <td>0.00</td> </tr> <tr> <td></td> <td></td> <td></td> <td></td> <td></td> <td></td> <td></td> <td></td> <td>--- PEAK</td> </tr> </tbody> </table>	Limit	Read	Ant	Cable	Preamp	Aux	APos	TPos	Remark	Freq	Level	Line	Margin	Level	Factor	Loss	Factor	Factor	MHz	dBuV/m	dBuV/m	dB	dBuV	dB/m	dB	dB	dB	1 10420.00	45.97	68.30	-22.33	55.90	37.67	14.17	61.77	0.00									--- PEAK
Limit	Read	Ant	Cable	Preamp	Aux	APos	TPos	Remark																																																																																				
Freq	Level	Line	Margin	Level	Factor	Loss	Factor	Factor																																																																																				
MHz	dBuV/m	dBuV/m	dB	dBuV	dB/m	dB	dB	dB																																																																																				
1 10420.00	46.39	68.30	-21.91	56.32	37.67	14.17	61.77	0.00																																																																																				
								--- PEAK																																																																																				
Limit	Read	Ant	Cable	Preamp	Aux	APos	TPos	Remark																																																																																				
Freq	Level	Line	Margin	Level	Factor	Loss	Factor	Factor																																																																																				
MHz	dBuV/m	dBuV/m	dB	dBuV	dB/m	dB	dB	dB																																																																																				
1 10420.00	45.97	68.30	-22.33	55.90	37.67	14.17	61.77	0.00																																																																																				
								--- PEAK																																																																																				

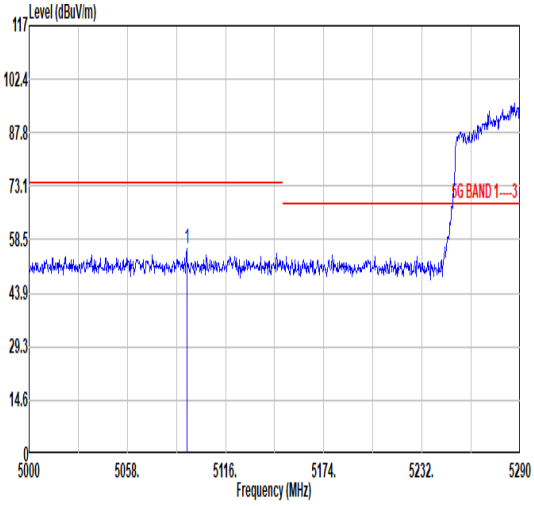
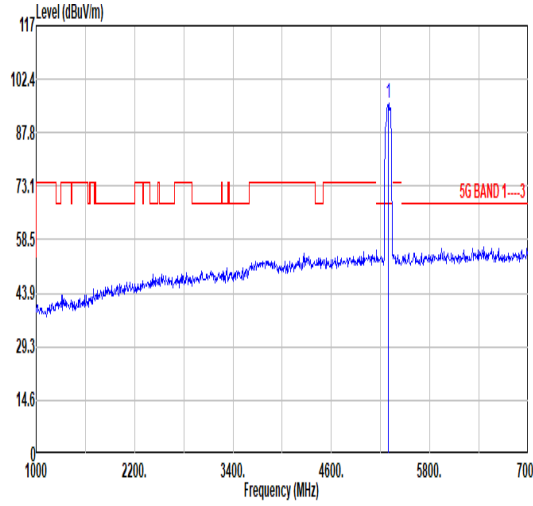
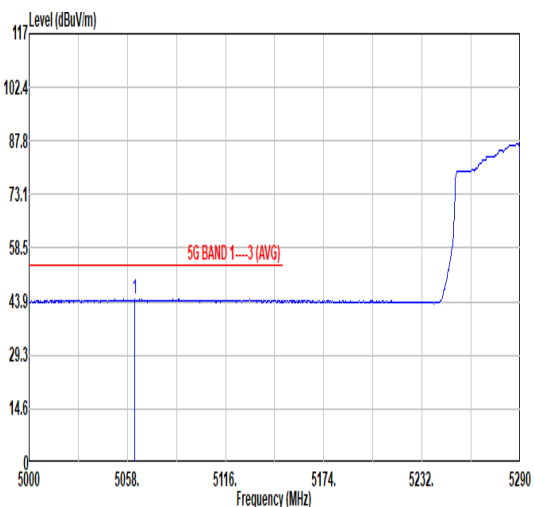
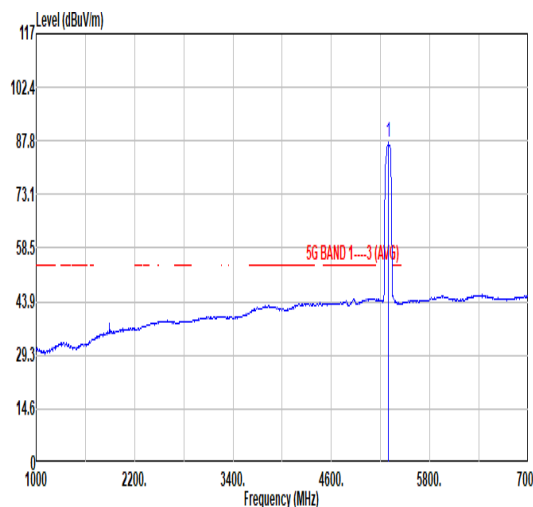


		27																																																																																								
Mode	Band Edge - L																																																																																									
	U-NII-2A_5.25-5.35_802.11ac_VHT80_CH58_5290MHz																																																																																									
Pol.	Horizontal	Fundamental																																																																																								
Peak	 <p>Level (dBuV/m) vs Frequency (MHz) plot for Horizontal polarization. The plot shows a signal level that is relatively flat around 50 dBuV/m until approximately 5232 MHz, where it rises sharply to about 102 dBuV/m. A red horizontal line labeled '5G BAND 1-3' is drawn at approximately 73.1 dBuV/m.</p> <table border="1"> <thead> <tr> <th></th> <th>Limit</th> <th>Read</th> <th>Ant</th> <th>Cable</th> <th>Preamp</th> <th>Aux</th> <th>APos</th> <th>TPos</th> <th>Remark</th> </tr> <tr> <th>Freq</th> <th>Level</th> <th>Line Margin</th> <th>Level Factor</th> <th>Loss Factor</th> <th>Loss Factor</th> <th>Factor</th> <th></th> <th></th> <th></th> </tr> <tr> <th></th> <th>MHz</th> <th>dBuV/m</th> <th>dBuV/m</th> <th>dB</th> <th>dBuV</th> <th>dB/m</th> <th>dB</th> <th>dB</th> <th>cm</th> <th>deg</th> </tr> </thead> <tbody> <tr> <td>1</td> <td>5087.58</td> <td>55.68</td> <td>74.00</td> <td>-18.32</td> <td>43.62</td> <td>34.10</td> <td>9.73</td> <td>31.77</td> <td>0.00</td> <td>100</td> <td>226</td> <td>PEAK</td> </tr> </tbody> </table>		Limit	Read	Ant	Cable	Preamp	Aux	APos	TPos	Remark	Freq	Level	Line Margin	Level Factor	Loss Factor	Loss Factor	Factor					MHz	dBuV/m	dBuV/m	dB	dBuV	dB/m	dB	dB	cm	deg	1	5087.58	55.68	74.00	-18.32	43.62	34.10	9.73	31.77	0.00	100	226	PEAK	 <p>Level (dBuV/m) vs Frequency (MHz) plot for Fundamental polarization. The plot shows a signal level that is relatively flat around 50 dBuV/m until approximately 5290 MHz, where it rises sharply to about 102 dBuV/m. A red horizontal line labeled '5G BAND 1-3' is drawn at approximately 73.1 dBuV/m.</p> <table border="1"> <thead> <tr> <th></th> <th>Limit</th> <th>Read</th> <th>Ant</th> <th>Cable</th> <th>Preamp</th> <th>Aux</th> <th>APos</th> <th>TPos</th> <th>Remark</th> </tr> <tr> <th>Freq</th> <th>Level</th> <th>Line Margin</th> <th>Level Factor</th> <th>Loss Factor</th> <th>Loss Factor</th> <th>Factor</th> <th></th> <th></th> <th></th> </tr> <tr> <th></th> <th>MHz</th> <th>dBuV/m</th> <th>dBuV/m</th> <th>dB</th> <th>dBuV</th> <th>dB/m</th> <th>dB</th> <th>dB</th> <th>cm</th> <th>deg</th> </tr> </thead> <tbody> <tr> <td>1</td> <td>5290.00</td> <td>100.86</td> <td>-----</td> <td>-----</td> <td>88.43</td> <td>34.43</td> <td>9.88</td> <td>31.88</td> <td>0.00</td> <td>100</td> <td>226</td> <td>PEAK</td> </tr> </tbody> </table>		Limit	Read	Ant	Cable	Preamp	Aux	APos	TPos	Remark	Freq	Level	Line Margin	Level Factor	Loss Factor	Loss Factor	Factor					MHz	dBuV/m	dBuV/m	dB	dBuV	dB/m	dB	dB	cm	deg	1	5290.00	100.86	-----	-----	88.43	34.43	9.88	31.88	0.00	100	226	PEAK
		Limit	Read	Ant	Cable	Preamp	Aux	APos	TPos	Remark																																																																																
Freq	Level	Line Margin	Level Factor	Loss Factor	Loss Factor	Factor																																																																																				
	MHz	dBuV/m	dBuV/m	dB	dBuV	dB/m	dB	dB	cm	deg																																																																																
1	5087.58	55.68	74.00	-18.32	43.62	34.10	9.73	31.77	0.00	100	226	PEAK																																																																														
	Limit	Read	Ant	Cable	Preamp	Aux	APos	TPos	Remark																																																																																	
Freq	Level	Line Margin	Level Factor	Loss Factor	Loss Factor	Factor																																																																																				
	MHz	dBuV/m	dBuV/m	dB	dBuV	dB/m	dB	dB	cm	deg																																																																																
1	5290.00	100.86	-----	-----	88.43	34.43	9.88	31.88	0.00	100	226	PEAK																																																																														
Avg	 <p>Level (dBuV/m) vs Frequency (MHz) plot for Average Horizontal polarization. The plot shows a signal level that is relatively flat around 50 dBuV/m until approximately 5232 MHz, where it rises sharply to about 88 dBuV/m. A red horizontal line labeled '5G BAND 1-3 (AVG)' is drawn at approximately 58.5 dBuV/m.</p> <table border="1"> <thead> <tr> <th></th> <th>Limit</th> <th>Read</th> <th>Ant</th> <th>Cable</th> <th>Preamp</th> <th>Aux</th> <th>APos</th> <th>TPos</th> <th>Remark</th> </tr> <tr> <th>Freq</th> <th>Level</th> <th>Line Margin</th> <th>Level Factor</th> <th>Loss Factor</th> <th>Loss Factor</th> <th>Factor</th> <th></th> <th></th> <th></th> </tr> <tr> <th></th> <th>MHz</th> <th>dBuV/m</th> <th>dBuV/m</th> <th>dB</th> <th>dBuV</th> <th>dB/m</th> <th>dB</th> <th>dB</th> <th>cm</th> <th>deg</th> </tr> </thead> <tbody> <tr> <td>1</td> <td>5135.72</td> <td>44.78</td> <td>54.00</td> <td>-9.22</td> <td>32.70</td> <td>34.10</td> <td>9.77</td> <td>31.79</td> <td>0.00</td> <td>100</td> <td>226</td> <td>AVERAGE</td> </tr> </tbody> </table>		Limit	Read	Ant	Cable	Preamp	Aux	APos	TPos	Remark	Freq	Level	Line Margin	Level Factor	Loss Factor	Loss Factor	Factor					MHz	dBuV/m	dBuV/m	dB	dBuV	dB/m	dB	dB	cm	deg	1	5135.72	44.78	54.00	-9.22	32.70	34.10	9.77	31.79	0.00	100	226	AVERAGE	 <p>Level (dBuV/m) vs Frequency (MHz) plot for Average Fundamental polarization. The plot shows a signal level that is relatively flat around 50 dBuV/m until approximately 5290 MHz, where it rises sharply to about 88 dBuV/m. A red horizontal line labeled '5G BAND 1-3 (AVG)' is drawn at approximately 58.5 dBuV/m.</p> <table border="1"> <thead> <tr> <th></th> <th>Limit</th> <th>Read</th> <th>Ant</th> <th>Cable</th> <th>Preamp</th> <th>Aux</th> <th>APos</th> <th>TPos</th> <th>Remark</th> </tr> <tr> <th>Freq</th> <th>Level</th> <th>Line Margin</th> <th>Level Factor</th> <th>Loss Factor</th> <th>Loss Factor</th> <th>Factor</th> <th></th> <th></th> <th></th> </tr> <tr> <th></th> <th>MHz</th> <th>dBuV/m</th> <th>dBuV/m</th> <th>dB</th> <th>dBuV</th> <th>dB/m</th> <th>dB</th> <th>dB</th> <th>cm</th> <th>deg</th> </tr> </thead> <tbody> <tr> <td>1</td> <td>5290.00</td> <td>91.72</td> <td>-----</td> <td>-----</td> <td>79.29</td> <td>34.43</td> <td>9.88</td> <td>31.88</td> <td>0.00</td> <td>100</td> <td>226</td> <td>AVERAGE</td> </tr> </tbody> </table>		Limit	Read	Ant	Cable	Preamp	Aux	APos	TPos	Remark	Freq	Level	Line Margin	Level Factor	Loss Factor	Loss Factor	Factor					MHz	dBuV/m	dBuV/m	dB	dBuV	dB/m	dB	dB	cm	deg	1	5290.00	91.72	-----	-----	79.29	34.43	9.88	31.88	0.00	100	226	AVERAGE
	Limit	Read	Ant	Cable	Preamp	Aux	APos	TPos	Remark																																																																																	
Freq	Level	Line Margin	Level Factor	Loss Factor	Loss Factor	Factor																																																																																				
	MHz	dBuV/m	dBuV/m	dB	dBuV	dB/m	dB	dB	cm	deg																																																																																
1	5135.72	44.78	54.00	-9.22	32.70	34.10	9.77	31.79	0.00	100	226	AVERAGE																																																																														
	Limit	Read	Ant	Cable	Preamp	Aux	APos	TPos	Remark																																																																																	
Freq	Level	Line Margin	Level Factor	Loss Factor	Loss Factor	Factor																																																																																				
	MHz	dBuV/m	dBuV/m	dB	dBuV	dB/m	dB	dB	cm	deg																																																																																
1	5290.00	91.72	-----	-----	79.29	34.43	9.88	31.88	0.00	100	226	AVERAGE																																																																														



		27																																						
Mode	Band Edge - R																																							
	U-NII-2A_5.25-5.35_802.11ac_VHT80_CH58_5290MHz																																							
Pol.	Horizontal	Fundamental																																						
Peak	<table border="1"> <thead> <tr> <th>Limit</th> <th>Read</th> <th>Ant</th> <th>Cable</th> <th>Preamp</th> <th>Aux</th> <th>APos</th> <th>TPos</th> </tr> <tr> <th>Freq</th> <th>Level</th> <th>Level</th> <th>Factor</th> <th>Loss</th> <th>Factor</th> <th>Factor</th> <th>Remark</th> </tr> <tr> <th>MHz</th> <th>dBuV/m</th> <th>dBuV/m</th> <th>dB</th> <th>dB/m</th> <th>dB</th> <th>dB</th> <th>cm</th> </tr> </thead> <tbody> <tr> <td>1</td> <td>5355.45</td> <td>59.37</td> <td>74.00</td> <td>-14.63</td> <td>46.73</td> <td>34.66</td> <td>9.91</td> <td>31.93</td> <td>0.00</td> <td>100</td> <td>226</td> <td>PEAK</td> </tr> </tbody> </table>	Limit	Read	Ant	Cable	Preamp	Aux	APos	TPos	Freq	Level	Level	Factor	Loss	Factor	Factor	Remark	MHz	dBuV/m	dBuV/m	dB	dB/m	dB	dB	cm	1	5355.45	59.37	74.00	-14.63	46.73	34.66	9.91	31.93	0.00	100	226	PEAK	Blank	
Limit	Read	Ant	Cable	Preamp	Aux	APos	TPos																																	
Freq	Level	Level	Factor	Loss	Factor	Factor	Remark																																	
MHz	dBuV/m	dBuV/m	dB	dB/m	dB	dB	cm																																	
1	5355.45	59.37	74.00	-14.63	46.73	34.66	9.91	31.93	0.00	100	226	PEAK																												
Avg	<table border="1"> <thead> <tr> <th>Limit</th> <th>Read</th> <th>Ant</th> <th>Cable</th> <th>Preamp</th> <th>Aux</th> <th>APos</th> <th>TPos</th> </tr> <tr> <th>Freq</th> <th>Level</th> <th>Level</th> <th>Factor</th> <th>Loss</th> <th>Factor</th> <th>Factor</th> <th>Remark</th> </tr> <tr> <th>MHz</th> <th>dBuV/m</th> <th>dBuV/m</th> <th>dB</th> <th>dB/m</th> <th>dB</th> <th>dB</th> <th>cm</th> </tr> </thead> <tbody> <tr> <td>1</td> <td>5353.24</td> <td>49.92</td> <td>54.00</td> <td>-4.08</td> <td>37.29</td> <td>34.65</td> <td>9.91</td> <td>31.93</td> <td>0.00</td> <td>100</td> <td>226</td> <td>AVERAGE</td> </tr> </tbody> </table>	Limit	Read	Ant	Cable	Preamp	Aux	APos	TPos	Freq	Level	Level	Factor	Loss	Factor	Factor	Remark	MHz	dBuV/m	dBuV/m	dB	dB/m	dB	dB	cm	1	5353.24	49.92	54.00	-4.08	37.29	34.65	9.91	31.93	0.00	100	226	AVERAGE	Blank	
Limit	Read	Ant	Cable	Preamp	Aux	APos	TPos																																	
Freq	Level	Level	Factor	Loss	Factor	Factor	Remark																																	
MHz	dBuV/m	dBuV/m	dB	dB/m	dB	dB	cm																																	
1	5353.24	49.92	54.00	-4.08	37.29	34.65	9.91	31.93	0.00	100	226	AVERAGE																												



		27																																																																														
Mode	Band Edge - L																																																																															
	U-NII-2A_5.25-5.35_802.11ac_VHT80_CH58_5290MHz																																																																															
Pol.	Vertical	Fundamental																																																																														
Peak	 <p>Level (dBuV/m) vs Frequency (MHz) for Vertical Peak. The plot shows a signal level around 50 dBuV/m from 5000 to 5232 MHz, then rising to approximately 95 dBuV/m at 5290 MHz. A red limit line is shown at 73.1 dBuV/m.</p> <table border="1"> <thead> <tr> <th>Limit</th> <th>Read</th> <th>Ant</th> <th>Cable</th> <th>Preamp</th> <th>Aux</th> <th>APos</th> <th>TPos</th> </tr> <tr> <th>Freq</th> <th>Level</th> <th>Level</th> <th>Loss</th> <th>Loss</th> <th>Factor</th> <th>Factor</th> <th>Remark</th> </tr> <tr> <th>MHz</th> <th>dBuV/m</th> <th>dBuV/m</th> <th>dB</th> <th>dBuV</th> <th>dB/m</th> <th>dB</th> <th>dB</th> <th>cm</th> <th>deg</th> </tr> </thead> <tbody> <tr> <td>1</td> <td>5093.09</td> <td>55.88</td> <td>74.00</td> <td>-18.12</td> <td>43.81</td> <td>34.10</td> <td>9.74</td> <td>31.77</td> <td>0.00</td> <td>351</td> <td>287</td> <td>PEAK</td> </tr> </tbody> </table>	Limit	Read	Ant	Cable	Preamp	Aux	APos	TPos	Freq	Level	Level	Loss	Loss	Factor	Factor	Remark	MHz	dBuV/m	dBuV/m	dB	dBuV	dB/m	dB	dB	cm	deg	1	5093.09	55.88	74.00	-18.12	43.81	34.10	9.74	31.77	0.00	351	287	PEAK	 <p>Level (dBuV/m) vs Frequency (MHz) for Fundamental Peak. The plot shows a signal level around 45 dBuV/m from 1000 to 5290 MHz, with a sharp peak at 5290 MHz reaching approximately 95 dBuV/m. A red limit line is shown at 73.1 dBuV/m.</p> <table border="1"> <thead> <tr> <th>Limit</th> <th>Read</th> <th>Ant</th> <th>Cable</th> <th>Preamp</th> <th>Aux</th> <th>APos</th> <th>TPos</th> </tr> <tr> <th>Freq</th> <th>Level</th> <th>Level</th> <th>Loss</th> <th>Loss</th> <th>Factor</th> <th>Factor</th> <th>Remark</th> </tr> <tr> <th>MHz</th> <th>dBuV/m</th> <th>dBuV/m</th> <th>dB</th> <th>dBuV</th> <th>dB/m</th> <th>dB</th> <th>dB</th> <th>cm</th> <th>deg</th> </tr> </thead> <tbody> <tr> <td>1</td> <td>5290.00</td> <td>95.73</td> <td>-----</td> <td>-----</td> <td>83.22</td> <td>34.52</td> <td>9.89</td> <td>31.90</td> <td>0.00</td> <td>351</td> <td>287</td> <td>PEAK</td> </tr> </tbody> </table>	Limit	Read	Ant	Cable	Preamp	Aux	APos	TPos	Freq	Level	Level	Loss	Loss	Factor	Factor	Remark	MHz	dBuV/m	dBuV/m	dB	dBuV	dB/m	dB	dB	cm	deg	1	5290.00	95.73	-----	-----	83.22	34.52	9.89	31.90	0.00	351	287	PEAK
	Limit	Read	Ant	Cable	Preamp	Aux	APos	TPos																																																																								
Freq	Level	Level	Loss	Loss	Factor	Factor	Remark																																																																									
MHz	dBuV/m	dBuV/m	dB	dBuV	dB/m	dB	dB	cm	deg																																																																							
1	5093.09	55.88	74.00	-18.12	43.81	34.10	9.74	31.77	0.00	351	287	PEAK																																																																				
Limit	Read	Ant	Cable	Preamp	Aux	APos	TPos																																																																									
Freq	Level	Level	Loss	Loss	Factor	Factor	Remark																																																																									
MHz	dBuV/m	dBuV/m	dB	dBuV	dB/m	dB	dB	cm	deg																																																																							
1	5290.00	95.73	-----	-----	83.22	34.52	9.89	31.90	0.00	351	287	PEAK																																																																				
Avg	 <p>Level (dBuV/m) vs Frequency (MHz) for Vertical Average. The plot shows a signal level around 45 dBuV/m from 5000 to 5290 MHz, with a peak at 5290 MHz reaching approximately 87 dBuV/m. A red limit line is shown at 58.5 dBuV/m.</p> <table border="1"> <thead> <tr> <th>Limit</th> <th>Read</th> <th>Ant</th> <th>Cable</th> <th>Preamp</th> <th>Aux</th> <th>APos</th> <th>TPos</th> </tr> <tr> <th>Freq</th> <th>Level</th> <th>Level</th> <th>Loss</th> <th>Loss</th> <th>Factor</th> <th>Factor</th> <th>Remark</th> </tr> <tr> <th>MHz</th> <th>dBuV/m</th> <th>dBuV/m</th> <th>dB</th> <th>dBuV</th> <th>dB/m</th> <th>dB</th> <th>dB</th> <th>cm</th> <th>deg</th> </tr> </thead> <tbody> <tr> <td>1</td> <td>5062.35</td> <td>44.55</td> <td>54.00</td> <td>-9.45</td> <td>32.49</td> <td>34.10</td> <td>9.71</td> <td>31.75</td> <td>0.00</td> <td>351</td> <td>287</td> <td>AVERAGE</td> </tr> </tbody> </table>	Limit	Read	Ant	Cable	Preamp	Aux	APos	TPos	Freq	Level	Level	Loss	Loss	Factor	Factor	Remark	MHz	dBuV/m	dBuV/m	dB	dBuV	dB/m	dB	dB	cm	deg	1	5062.35	44.55	54.00	-9.45	32.49	34.10	9.71	31.75	0.00	351	287	AVERAGE	 <p>Level (dBuV/m) vs Frequency (MHz) for Fundamental Average. The plot shows a signal level around 40 dBuV/m from 1000 to 5290 MHz, with a peak at 5290 MHz reaching approximately 87 dBuV/m. A red limit line is shown at 58.5 dBuV/m.</p> <table border="1"> <thead> <tr> <th>Limit</th> <th>Read</th> <th>Ant</th> <th>Cable</th> <th>Preamp</th> <th>Aux</th> <th>APos</th> <th>TPos</th> </tr> <tr> <th>Freq</th> <th>Level</th> <th>Level</th> <th>Loss</th> <th>Loss</th> <th>Factor</th> <th>Factor</th> <th>Remark</th> </tr> <tr> <th>MHz</th> <th>dBuV/m</th> <th>dBuV/m</th> <th>dB</th> <th>dBuV</th> <th>dB/m</th> <th>dB</th> <th>dB</th> <th>cm</th> <th>deg</th> </tr> </thead> <tbody> <tr> <td>1</td> <td>5290.00</td> <td>87.24</td> <td>-----</td> <td>-----</td> <td>74.77</td> <td>34.48</td> <td>9.88</td> <td>31.89</td> <td>0.00</td> <td>351</td> <td>287</td> <td>AVERAGE</td> </tr> </tbody> </table>	Limit	Read	Ant	Cable	Preamp	Aux	APos	TPos	Freq	Level	Level	Loss	Loss	Factor	Factor	Remark	MHz	dBuV/m	dBuV/m	dB	dBuV	dB/m	dB	dB	cm	deg	1	5290.00	87.24	-----	-----	74.77	34.48	9.88	31.89	0.00	351	287	AVERAGE
Limit	Read	Ant	Cable	Preamp	Aux	APos	TPos																																																																									
Freq	Level	Level	Loss	Loss	Factor	Factor	Remark																																																																									
MHz	dBuV/m	dBuV/m	dB	dBuV	dB/m	dB	dB	cm	deg																																																																							
1	5062.35	44.55	54.00	-9.45	32.49	34.10	9.71	31.75	0.00	351	287	AVERAGE																																																																				
Limit	Read	Ant	Cable	Preamp	Aux	APos	TPos																																																																									
Freq	Level	Level	Loss	Loss	Factor	Factor	Remark																																																																									
MHz	dBuV/m	dBuV/m	dB	dBuV	dB/m	dB	dB	cm	deg																																																																							
1	5290.00	87.24	-----	-----	74.77	34.48	9.88	31.89	0.00	351	287	AVERAGE																																																																				



		27																																	
Mode	Band Edge - R																																		
	U-NII-2A_5.25-5.35_802.11ac_VHT80_CH58_5290MHz																																		
Pol.	Vertical	Fundamental																																	
Peak	<table border="1"> <thead> <tr> <th>Limit</th> <th>Read</th> <th>Ant</th> <th>Cable</th> <th>Preamp</th> <th>Aux</th> <th>APos</th> <th>TPos</th> </tr> <tr> <th>Freq</th> <th>Level</th> <th>Level</th> <th>Factor</th> <th>Loss</th> <th>Factor</th> <th>Factor</th> <th>Remark</th> </tr> <tr> <th>MHz</th> <th>dBuV/m</th> <th>dBuV/m</th> <th>dB</th> <th>dB/m</th> <th>dB</th> <th>dB</th> <th>cm deg</th> </tr> </thead> <tbody> <tr> <td>1 5351.37</td> <td>55.51</td> <td>74.00</td> <td>-18.49</td> <td>42.87</td> <td>34.65</td> <td>9.91</td> <td>31.92 0.00 351 287 PEAK</td> </tr> </tbody> </table>	Limit	Read	Ant	Cable	Preamp	Aux	APos	TPos	Freq	Level	Level	Factor	Loss	Factor	Factor	Remark	MHz	dBuV/m	dBuV/m	dB	dB/m	dB	dB	cm deg	1 5351.37	55.51	74.00	-18.49	42.87	34.65	9.91	31.92 0.00 351 287 PEAK	Blank	
Limit	Read	Ant	Cable	Preamp	Aux	APos	TPos																												
Freq	Level	Level	Factor	Loss	Factor	Factor	Remark																												
MHz	dBuV/m	dBuV/m	dB	dB/m	dB	dB	cm deg																												
1 5351.37	55.51	74.00	-18.49	42.87	34.65	9.91	31.92 0.00 351 287 PEAK																												
Avg	<table border="1"> <thead> <tr> <th>Limit</th> <th>Read</th> <th>Ant</th> <th>Cable</th> <th>Preamp</th> <th>Aux</th> <th>APos</th> <th>TPos</th> </tr> <tr> <th>Freq</th> <th>Level</th> <th>Level</th> <th>Factor</th> <th>Loss</th> <th>Factor</th> <th>Factor</th> <th>Remark</th> </tr> <tr> <th>MHz</th> <th>dBuV/m</th> <th>dBuV/m</th> <th>dB</th> <th>dB/m</th> <th>dB</th> <th>dB</th> <th>cm deg</th> </tr> </thead> <tbody> <tr> <td>1 5350.52</td> <td>45.42</td> <td>54.00</td> <td>-8.58</td> <td>32.78</td> <td>34.65</td> <td>9.91</td> <td>31.92 0.00 351 287 AVERAGE</td> </tr> </tbody> </table>	Limit	Read	Ant	Cable	Preamp	Aux	APos	TPos	Freq	Level	Level	Factor	Loss	Factor	Factor	Remark	MHz	dBuV/m	dBuV/m	dB	dB/m	dB	dB	cm deg	1 5350.52	45.42	54.00	-8.58	32.78	34.65	9.91	31.92 0.00 351 287 AVERAGE	Blank	
Limit	Read	Ant	Cable	Preamp	Aux	APos	TPos																												
Freq	Level	Level	Factor	Loss	Factor	Factor	Remark																												
MHz	dBuV/m	dBuV/m	dB	dB/m	dB	dB	cm deg																												
1 5350.52	45.42	54.00	-8.58	32.78	34.65	9.91	31.92 0.00 351 287 AVERAGE																												



Mode	27																																																																					
	Harmonic																																																																					
	U-NII-2A_5.25-5.35_802.11ac VHT80_CH58_5290MHz																																																																					
Pol.	Horizontal	Vertical																																																																				
Peak Avg	<table border="1"> <thead> <tr> <th>Limit</th> <th>Read</th> <th>Ant</th> <th>Cable</th> <th>Preamp</th> <th>Aux</th> <th>APos</th> <th>TPos</th> <th>Remark</th> </tr> <tr> <th>Freq</th> <th>Level</th> <th>Line</th> <th>Margin</th> <th>Level</th> <th>Factor</th> <th>Loss</th> <th>Factor</th> <th>Factor</th> <th>cm</th> <th>deg</th> <th>Remark</th> </tr> </thead> <tbody> <tr> <td>1</td> <td>10580.00</td> <td>46.43</td> <td>68.30</td> <td>-21.87</td> <td>56.03</td> <td>37.75</td> <td>14.28</td> <td>61.63</td> <td>0.00</td> <td>---</td> <td>---</td> <td>PEAK</td> </tr> </tbody> </table>	Limit	Read	Ant	Cable	Preamp	Aux	APos	TPos	Remark	Freq	Level	Line	Margin	Level	Factor	Loss	Factor	Factor	cm	deg	Remark	1	10580.00	46.43	68.30	-21.87	56.03	37.75	14.28	61.63	0.00	---	---	PEAK	<table border="1"> <thead> <tr> <th>Limit</th> <th>Read</th> <th>Ant</th> <th>Cable</th> <th>Preamp</th> <th>Aux</th> <th>APos</th> <th>TPos</th> <th>Remark</th> </tr> <tr> <th>Freq</th> <th>Level</th> <th>Line</th> <th>Margin</th> <th>Level</th> <th>Factor</th> <th>Loss</th> <th>Factor</th> <th>Factor</th> <th>cm</th> <th>deg</th> <th>Remark</th> </tr> </thead> <tbody> <tr> <td>1</td> <td>10580.00</td> <td>46.09</td> <td>68.30</td> <td>-22.21</td> <td>55.69</td> <td>37.75</td> <td>14.28</td> <td>61.63</td> <td>0.00</td> <td>---</td> <td>---</td> <td>PEAK</td> </tr> </tbody> </table>	Limit	Read	Ant	Cable	Preamp	Aux	APos	TPos	Remark	Freq	Level	Line	Margin	Level	Factor	Loss	Factor	Factor	cm	deg	Remark	1	10580.00	46.09	68.30	-22.21	55.69	37.75	14.28	61.63	0.00	---	---	PEAK
Limit	Read	Ant	Cable	Preamp	Aux	APos	TPos	Remark																																																														
Freq	Level	Line	Margin	Level	Factor	Loss	Factor	Factor	cm	deg	Remark																																																											
1	10580.00	46.43	68.30	-21.87	56.03	37.75	14.28	61.63	0.00	---	---	PEAK																																																										
Limit	Read	Ant	Cable	Preamp	Aux	APos	TPos	Remark																																																														
Freq	Level	Line	Margin	Level	Factor	Loss	Factor	Factor	cm	deg	Remark																																																											
1	10580.00	46.09	68.30	-22.21	55.69	37.75	14.28	61.63	0.00	---	---	PEAK																																																										