



FCC RF Test Report

APPLICANT : Quectel Wireless Solutions Co., Ltd.
EQUIPMENT : Smart Module
BRAND NAME : QUECTEL
MODEL NAME : SC680A-WF
FCC ID : XMR2022SC680AWF
STANDARD : FCC Part 15 Subpart C §15.247
CLASSIFICATION : (DTS) Digital Transmission System
TEST DATE(S) : Jan. 10, 2023 ~ Jan. 29, 2023

We, Sporton International Inc. (Kunshan), would like to declare that the tested sample has been evaluated in accordance with the test procedures and has been in compliance with the applicable technical standards.

The test results in this report apply exclusively to the tested model / sample. Without written approval of Sporton International Inc. (Kunshan), the test report shall not be reproduced except in full.

Jason Jia

Approved by: Jason Jia



Sporton International Inc. (Kunshan)

**No. 1098, Pengxi North Road, Kunshan Economic Development Zone Jiangsu Province 215300
People's Republic of China**



TABLE OF CONTENTS

REVISION HISTORY..... 3

SUMMARY OF TEST RESULT 4

1 GENERAL DESCRIPTION 5

 1.1 Applicant 5

 1.2 Manufacturer 5

 1.3 Product Feature of Equipment Under Test..... 5

 1.4 Product Specification of Equipment Under Test..... 5

 1.5 Modification of EUT 6

 1.6 Testing Location 6

 1.7 Test Software..... 6

 1.8 Applicable Standards..... 6

2 TEST CONFIGURATION OF EQUIPMENT UNDER TEST 7

 2.1 Carrier Frequency and Channel 7

 2.2 Test Mode..... 7

 2.3 Connection Diagram of Test System..... 8

 2.4 Support Unit used in test configuration and system 9

 2.5 EUT Operation Test Setup 9

 2.6 Measurement Results Explanation Example..... 9

3 TEST RESULT 10

 3.1 6dB and 99% Bandwidth Measurement 10

 3.2 Output Power Measurement..... 12

 3.3 Power Spectral Density Measurement 13

 3.4 Conducted Band Edges and Spurious Emission Measurement 15

 3.5 Radiated Band Edges and Spurious Emission Measurement 28

 3.6 AC Conducted Emission Measurement..... 32

 3.7 Antenna Requirements 34

4 LIST OF MEASURING EQUIPMENT 35

5 UNCERTAINTY OF EVALUATION 36

APPENDIX A. CONDUCTED TEST RESULTS

APPENDIX B. AC CONDUCTED EMISSION TEST RESULT

APPENDIX C. RADIATED SPURIOUS EMISSION

APPENDIX D. DUTY CYCLE PLOTS

APPENDIX E. SETUP PHOTOGRAPHS



REVISION HISTORY

REPORT NO.	VERSION	DESCRIPTION	ISSUED DATE
FR2D2303C	Rev. 01	Initial issue of report	Feb. 15, 2023



SUMMARY OF TEST RESULT

Report Section	FCC Rule	Description	Limit	Result	Remark
3.1	15.247(a)(2)	6dB Bandwidth	≥ 0.5MHz	Pass	-
3.1	-	99% Bandwidth	-	Report Only	-
3.2	15.247(b)	Power Output Measurement	≤ 30dBm	Pass	-
3.3	15.247(e)	Power Spectral Density	≤ 8dBm/3kHz	Pass	-
3.4	15.247(d)	Conducted Band Edges	≤ 20dBc	Pass	-
		Conducted Spurious Emission		Pass	-
3.5	15.247(d)	Radiated Band Edges and Radiated Spurious Emission	15.209(a) & 15.247(d)	Pass	Under limit 3.56 dB at 2483.56 MHz
3.6	15.207	AC Conducted Emission	15.207(a)	Pass	Under limit 6.74 dB at 0.582 MHz
3.7	15.203 & 15.247(b)	Antenna Requirement	15.203 & 15.247(b)	Pass	-

Declaration of Conformity:
The test results with all measurement uncertainty excluded are presented in accordance with the regulation limits.
Comments and Explanations:
The declared of product specification for EUT presented in the report are provided by the manufacturer, and the manufacturer takes all the responsibilities for the accuracy of product specification.



1 General Description

1.1 Applicant

Quectel Wireless Solutions Co., Ltd.

Building 5, Shanghai Business Park Phase III (Area B), No.1016 Tianlin Road, Minhang District, Shanghai, 200233,China

1.2 Manufacturer

Quectel Wireless Solutions Co., Ltd.

Building 5, Shanghai Business Park Phase III (Area B), No.1016 Tianlin Road, Minhang District, Shanghai, 200233,China

1.3 Product Feature of Equipment Under Test

Product Feature	
Equipment	Smart Module
Brand Name	QUECTEL
Model Name	SC680A-WF
FCC ID	XMR2022SC680AWF
SN	Conducted: E1Y22LE2F000002 Conduction: E1Y22LE2F000016 Radiation: E1Y22LE2F000013
HW Version	R1.0
SW Version	SC680AWFPAR02A01
EUT Stage	Identical Prototype

Remark: The above EUT's information was declared by manufacturer. Please refer to the specifications or user's manual for more detailed description.

1.4 Product Specification of Equipment Under Test

Standards-related Product Specification	
Tx/Rx Channel Frequency Range	2412 MHz ~ 2462 MHz
Maximum (Peak) Output Power to antenna	802.11b : 20.36 dBm (0.1086 W) 802.11g : 21.16 dBm (0.1306 W) 802.11n HT20 : 20.19 dBm (0.1045 W) 802.11n HT40 : 21.35 dBm (0.1365 W)
99% Occupied Bandwidth	802.11b : 13.84MHz 802.11g : 16.78MHz 802.11n HT20 : 17.93MHz 802.11n HT40 : 36.56MHz
Antenna Type / Gain	Folded Dipole Antenna with gain 0.47 dBi
Type of Modulation	802.11b : DSSS (DBPSK / DQPSK / CCK) 802.11g/n : OFDM (BPSK / QPSK / 16QAM / 64QAM)



1.5 Modification of EUT

No modifications are made to the EUT during all test items.

1.6 Testing Location

Sporton International Inc. (Kunshan) is accredited to ISO/IEC 17025:2017 by American Association for Laboratory Accreditation with Certificate Number 5145.02.

Test Firm	Sporton International Inc. (Kunshan)		
Test Site Location	No. 1098, Pengxi North Road, Kunshan Economic Development Zone Jiangsu Province 215300 People's Republic of China TEL : +86-512-57900158 FAX : +86-512-57900958		
Test Site No.	Sporton Site No.	FCC Designation No.	FCC Test Firm Registration No.
	CO01-KS 03CH05-KS TH01-KS	CN1257	314309

1.7 Test Software

Item	Site	Manufacturer	Name	Version
1.	03CH05-KS	AUDIX	E3	6.2009-8-24
2.	CO01-KS	AUDIX	E3	6.2009-8-24

1.8 Applicable Standards

According to the specifications of the manufacturer, the EUT must comply with the requirements of the following standards:

- 47 CFR Part 15 Subpart C §15.247
- FCC KDB 558074 D01 15.247 Meas Guidance v05r02
- ANSI C63.10-2013

Remark: All test items were verified and recorded according to the standards and without any deviation during the test.



2 Test Configuration of Equipment Under Test

- a. The EUT has been associated with peripherals and configuration operated in a manner tended to maximize its emission characteristics in a typical application. Frequency range investigated: conduction emission (150 kHz to 30 MHz), radiation emission (9 kHz to the 10th harmonic of the highest fundamental frequency or to 40 GHz, whichever is lower). For radiated measurement, pre-scanned in three orthogonal panels, X, Y, Z. The worst cases (X plane) were recorded in this report.
- b. AC power line Conducted Emission was tested under maximum output power.

2.1 Carrier Frequency and Channel

Frequency Band	Channel	Freq. (MHz)	Channel	Freq. (MHz)
2400-2483.5 MHz	1	2412	7	2442
	2	2417	8	2447
	3	2422	9	2452
	4	2427	10	2457
	5	2432	11	2462
	6	2437		

2.2 Test Mode

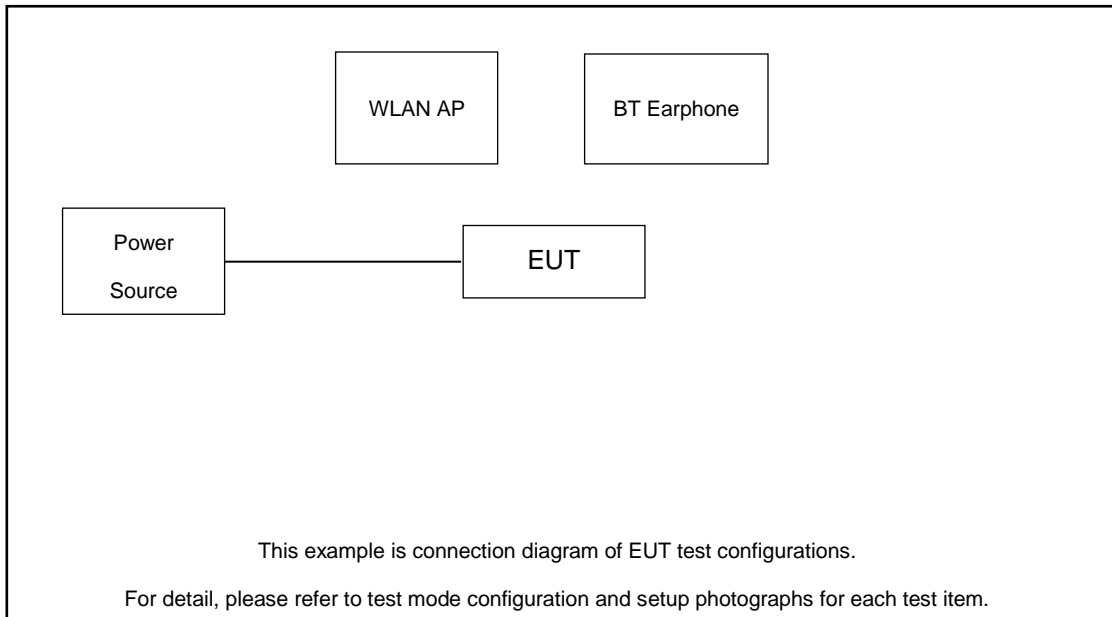
Final test modes are considering the modulation and worse data rates as below table.

Modulation	Data Rate
802.11b	1 Mbps
802.11g	6 Mbps
802.11n HT20	MCS0
802.11n HT40	MCS0

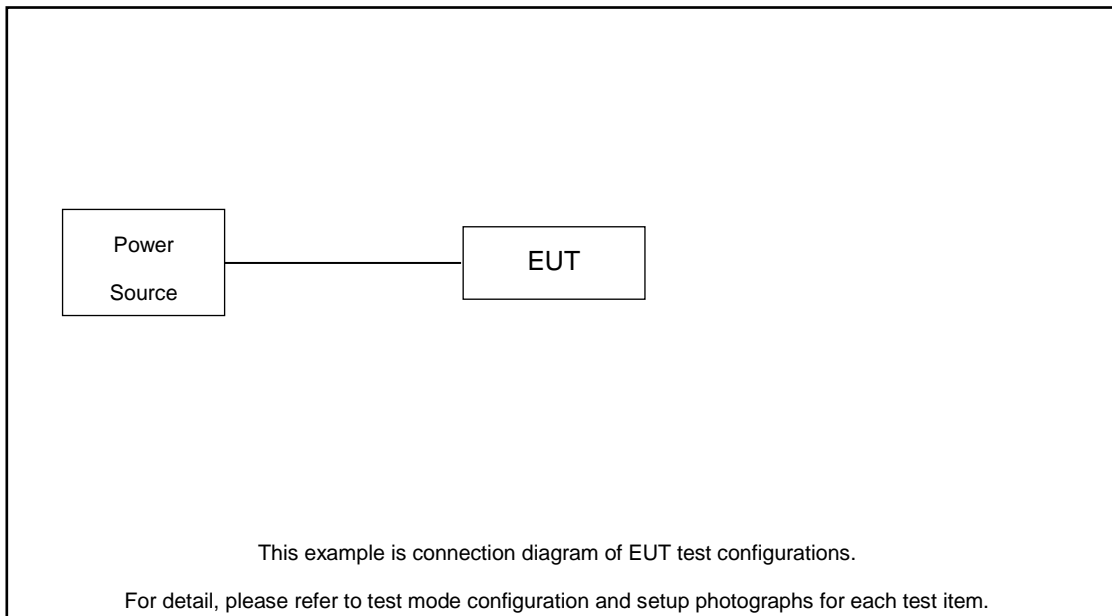
Test Cases	
AC Conducted Emission	Mode 1 :WLAN Link(2.4G)+ BT Link+ Powered From test Jig

2.3 Connection Diagram of Test System

For AC Conducted Emission:



For Radiated Emission:





2.4 Support Unit used in test configuration and system

Item	Equipment	Trade Name	Model Name	FCC ID	Data Cable	Power Cord
1.	WLAN AP	D-link	DIR-655	KA21R655B1	N/A	Unshielded,1.8m
2.	Notebook	Lenovo	G480	QDS-BRCM1050I	N/A	shielded cable DC O/P 1.8m , Unshielded AC I/P cable 1.8m
3.	Bluetooth Earphone	Lenovo	LBH308	N/A	N/A	N/A
4.	Test Jig	Quectel	N/A	N/A	N/A	N/A

2.5 EUT Operation Test Setup

For WLAN RF test items, an engineering test program was provided and enabled to make EUT continuous transmit.

For AC power line conducted emissions, the EUT was set to connect with the WLAN AP under large package sizes transmission.

2.6 Measurement Results Explanation Example

For all conducted test items:

The offset level is set in the spectrum analyzer to compensate the RF cable loss and attenuator factor between EUT conducted output port and spectrum analyzer. With the offset compensation, the spectrum analyzer reading level is exactly the EUT RF output level.

Example:

The spectrum analyzer offset is derived from RF cable loss

$$\text{Offset} = \text{RF cable loss}$$

Following shows an offset computation example with cable loss 5.80 dB

$$\begin{aligned} \text{Offset(dB)} &= \text{RF cable loss(dB)} \\ &= 5.80 \text{ (dB)} \end{aligned}$$

3 Test Result

3.1 6dB and 99% Bandwidth Measurement

3.1.1 Limit of 6dB and 99% Bandwidth

The minimum 6 dB bandwidth shall be at least 500 kHz.

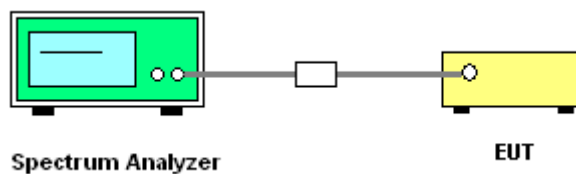
3.1.2 Measuring Instruments

The measuring equipment is listed in the section 4 of this test report.

3.1.3 Test Procedures

1. The testing follows ANSI C63.10-2013 clause 11.8
2. The RF output of EUT was connected to the spectrum analyzer by RF cable and attenuator. The path loss was compensated to the results for each measurement.
3. Set to the maximum power setting and enable the EUT transmit continuously.
4. Make the measurement with the spectrum analyzer's resolution bandwidth (RBW) = 100 kHz. Set the Video bandwidth (VBW) = 300 kHz. In order to make an accurate measurement. The 6 dB bandwidth must be greater than 500 kHz.
5. For 99% Bandwidth Measurement, the spectrum analyzer's resolution bandwidth (RBW) = 1%~5% of OBW and set the Video bandwidth (VBW) = 3MHz.
6. Measure and record the results in the test report.

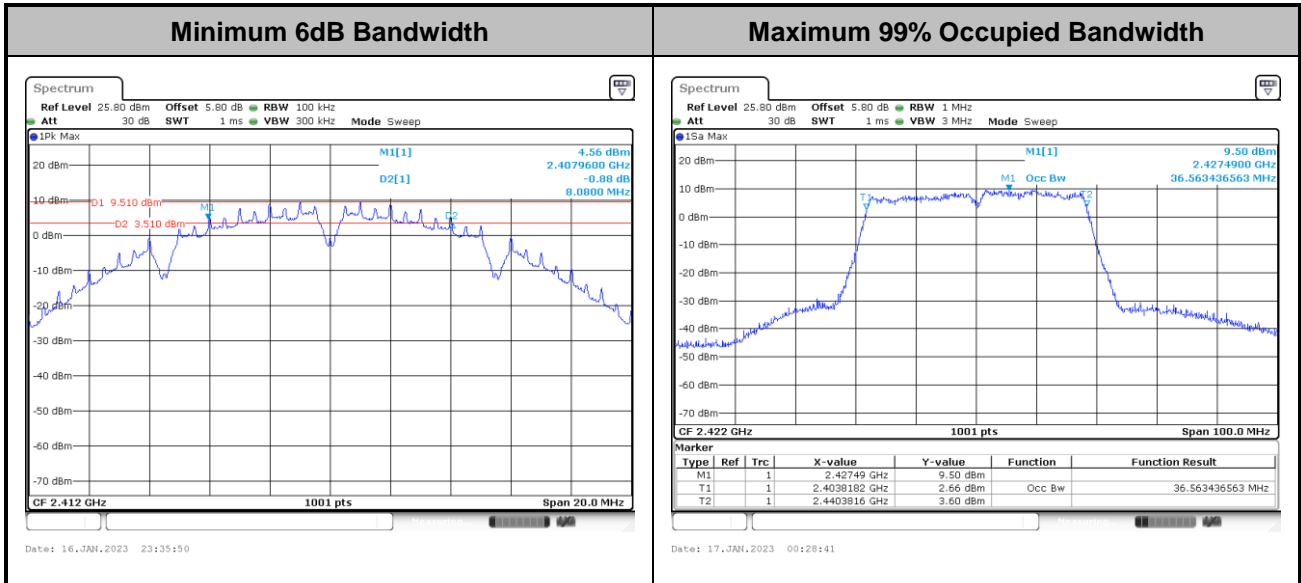
3.1.4 Test Setup





3.1.5 Test Result of 6dB and 99% Occupied Bandwidth

Please refer to Appendix A.



Note : The occupied channel bandwidth is maintained within the band of operation for all of the modulations.

3.2 Output Power Measurement

3.2.1 Limit of Output Power

For systems using digital modulation in the 2400-2483.5MHz, the limit for peak output power is 30dBm. If transmitting antenna with directional gain greater than 6dBi is used, the peak output power from the intentional radiator shall be reduced below the above stated value by the amount in dB that the directional gain of the antenna exceeds 6 dBi. In case of point-to-point operation, the limit has to be reduced by 1dB for every 3dB that the directional gain of the antenna exceeds 6dBi.

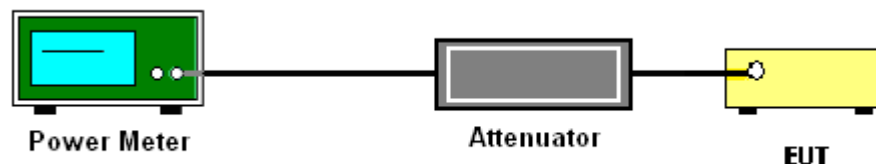
3.2.2 Measuring Instruments

The measuring equipment is listed in the section 4 of this test report.

3.2.3 Test Procedures

1. The testing follows the Measurement Procedure of ANSI C63.10-2013 clause 11.9.1.3 PKPM1 Peak power meter or ANSI C63.10-2013 clause 11.9.2.3.1 Method AVGPM method.
2. The RF output of EUT was connected to the power meter by RF cable and attenuator. The path loss was compensated to the results for each measurement.
3. Set to the maximum power setting and enable the EUT transmit continuously.
4. Measure the conducted output power and record the results in the test report.
5. Duty factor = $10 \log (1/x)$, where x is the measured duty cycle

3.2.4 Test Setup



3.2.5 Test Result of Peak Output Power

Please refer to Appendix A.

3.2.6 Test Result of Average Output Power (Reporting Only)

Please refer to Appendix A.



3.3 Power Spectral Density Measurement

3.3.1 Limit of Power Spectral Density

The peak power spectral density shall not be greater than 8dBm in any 3kHz band at any time interval of continuous transmission.

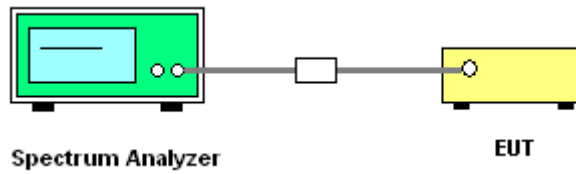
3.3.2 Measuring Instruments

The measuring equipment is listed in the section 4 of this test report.

3.3.3 Test Procedures

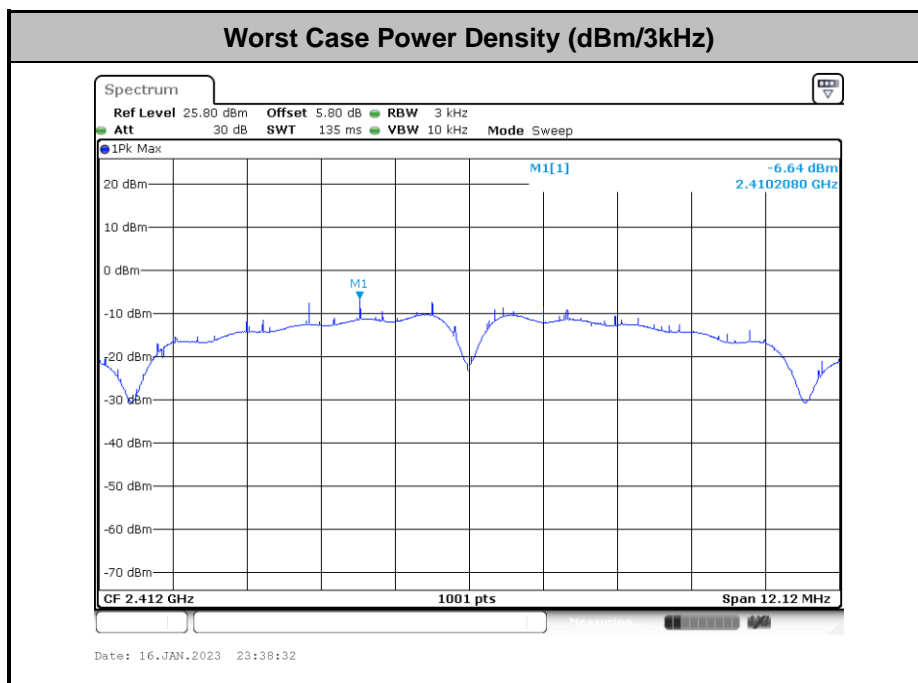
1. The testing follows Measurement Procedure of ANSI C63.10-2013 clause 11.10.2 Method PKPSD.
2. The RF output of EUT was connected to the spectrum analyzer by RF cable and attenuator. The path loss was compensated to the results for each measurement.
3. Set to the maximum power setting and enable the EUT transmit continuously.
4. Make the measurement with the spectrum analyzer's resolution bandwidth (RBW) = 3 kHz. Video bandwidth VBW = 10 kHz In order to make an accurate measurement, set the span to 1.5 times DTS Channel Bandwidth. (6dB BW)
5. Detector = peak, Sweep time = auto couple, Trace mode = max hold, Allow trace to fully stabilize. Use the peak marker function to determine the maximum power level.
6. Measure and record the results in the test report.

3.3.4 Test Setup



3.3.5 Test Result of Power Spectral Density

Please refer to Appendix A.



3.4 Conducted Band Edges and Spurious Emission Measurement

3.4.1 Limit of Conducted Band Edges and Spurious Emission Measurement

In any 100 kHz bandwidth outside of the authorized frequency band, the emissions which fall in the non-restricted bands shall be attenuated at least 20 dB / 30dB relative to the maximum PSD level in 100 kHz by RF conducted measurement.

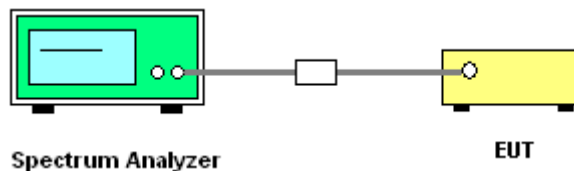
3.4.2 Measuring Instruments

The measuring equipment is listed in the section 4 of this test report.

3.4.3 Test Procedures

1. The testing follows ANSI C63.10-2013 clause 11.13
2. The RF output of EUT was connected to the spectrum analyzer by RF cable and attenuator. The path loss was compensated to the results for each measurement.
3. Set to the maximum power setting and enable the EUT transmit continuously.
4. Set RBW = 100 kHz, VBW=300 kHz, Peak Detector. Unwanted Emissions measured in any 100 kHz bandwidth outside of the authorized frequency band shall be attenuated by at least 20 dB relative to the maximum in-band peak PSD level in 100 kHz when maximum peak conducted output power procedure is used. If the transmitter complies with the conducted power limits based on the use of RMS averaging over a time interval, the attenuation required under this paragraph shall be 30 dB instead of 20 dB per 15.247(d).
5. Measure and record the results in the test report.
6. The RF fundamental frequency should be excluded against the limit line in the operating frequency band.

3.4.4 Test Setup

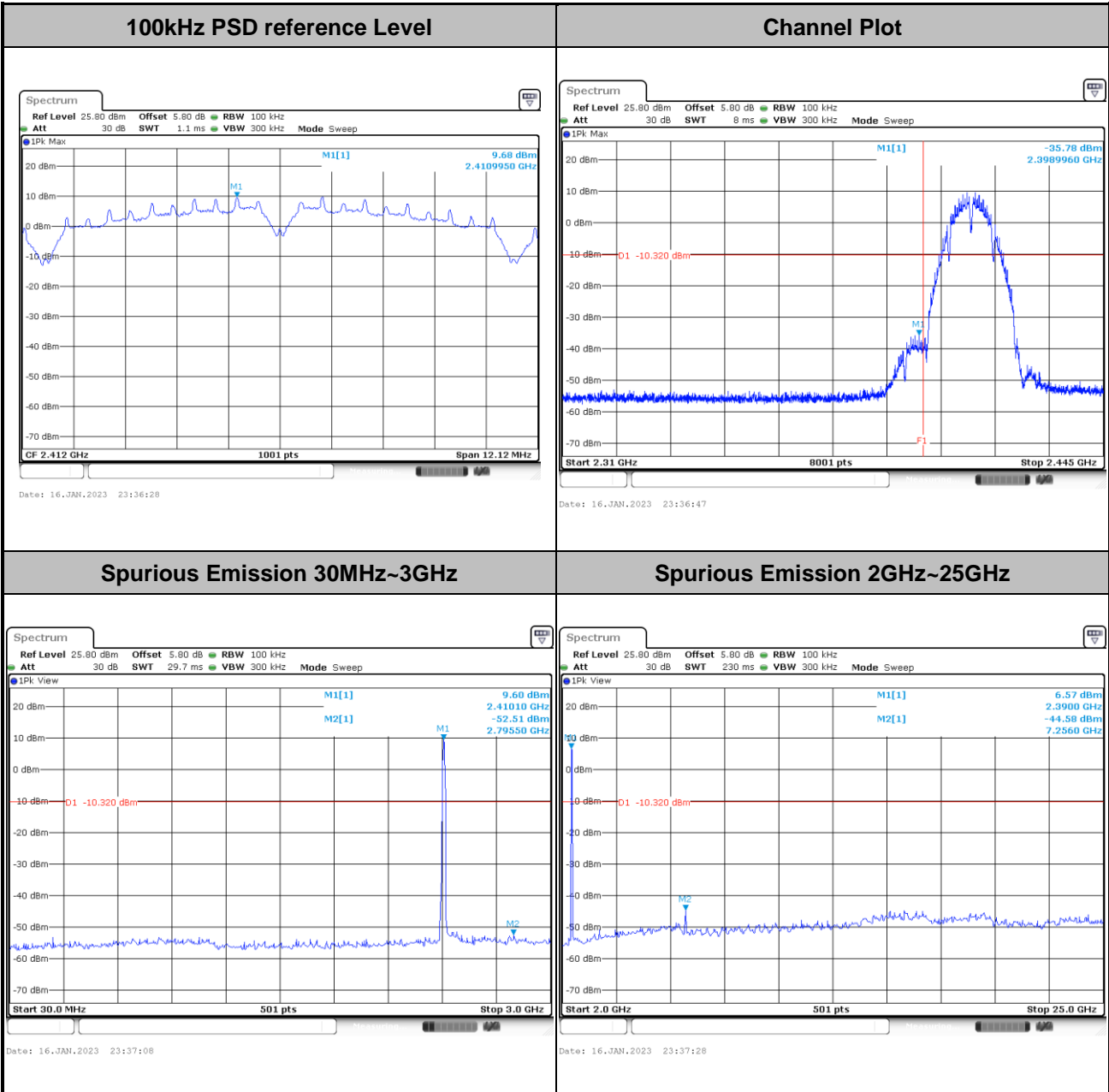




3.4.5 Test Result of Conducted Band Edges and Spurious Emission

Test Engineer : Simle	Temperature :	23~25°C
	Relative Humidity :	41~42%

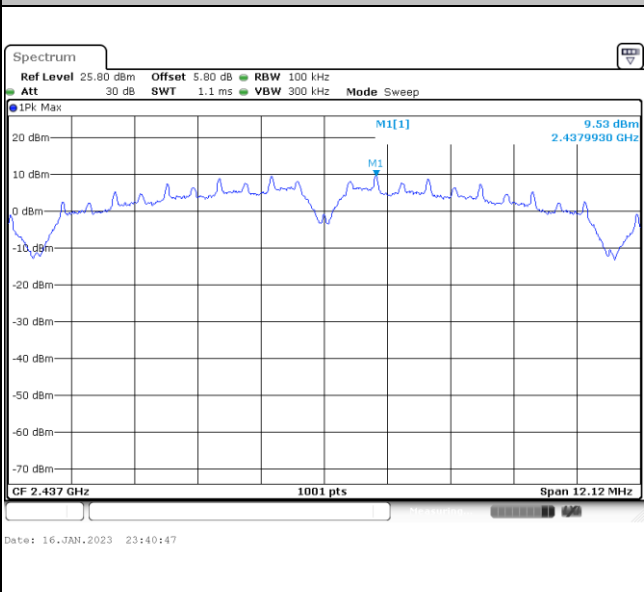
Test Mode :	802.11b	Test Channel :	01
-------------	---------	----------------	----



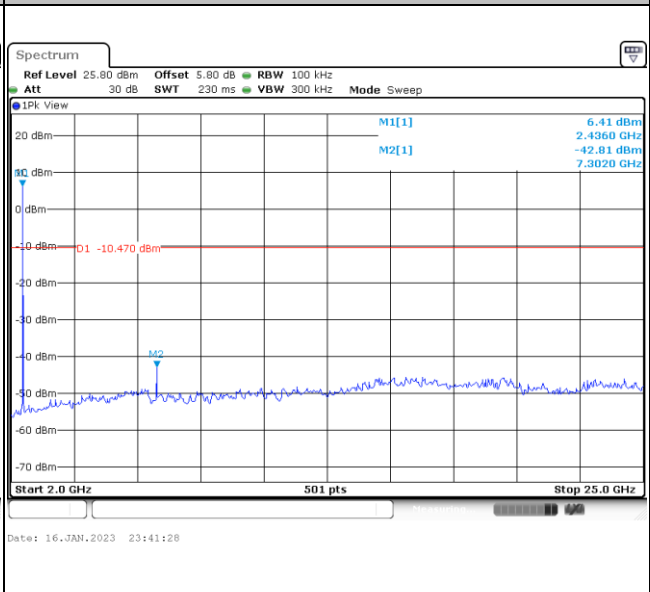
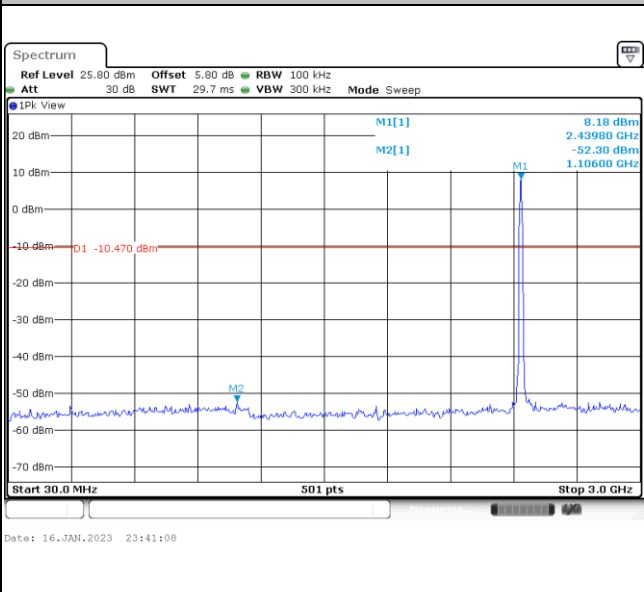


Test Mode :	802.11b	Test Channel :	06
-------------	---------	----------------	----

100kHz PSD reference Level	-
-----------------------------------	---

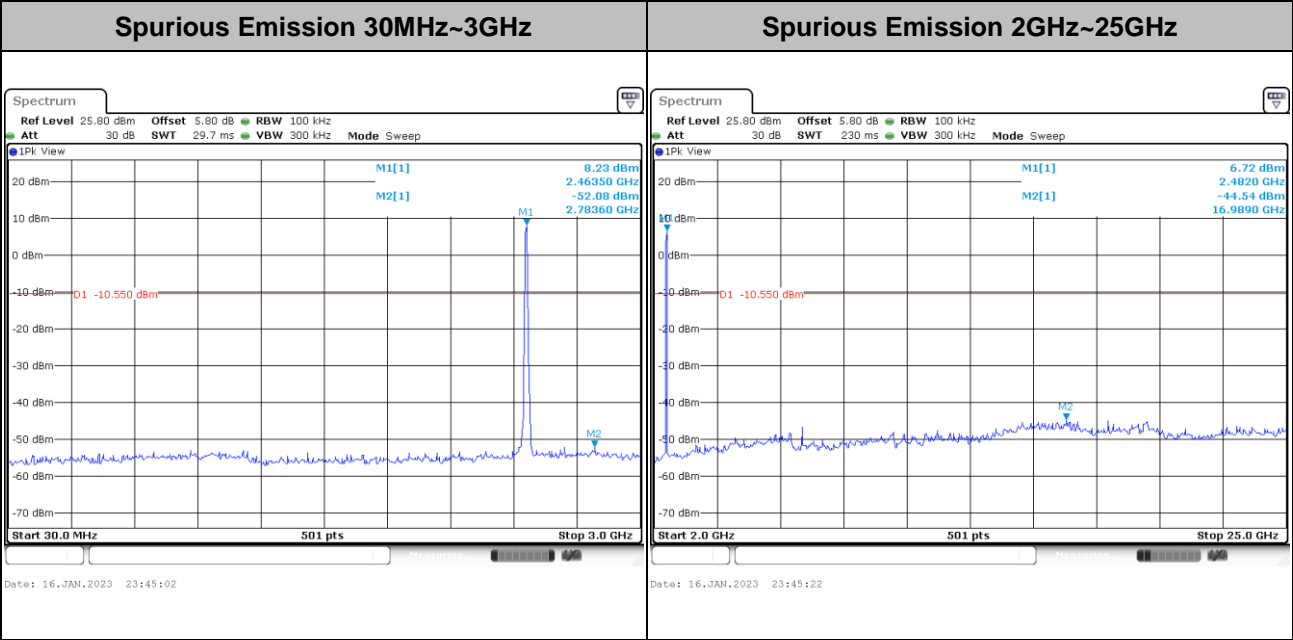
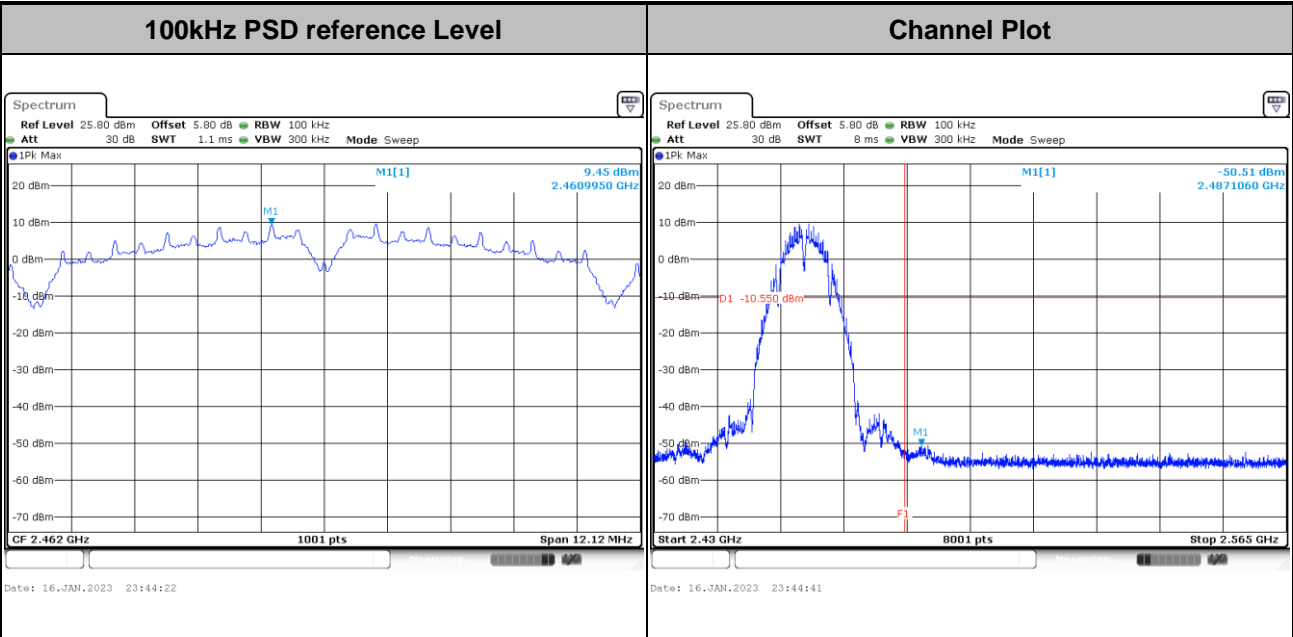


Spurious Emission 30MHz~3GHz	Spurious Emission 2GHz~25GHz
-------------------------------------	-------------------------------------



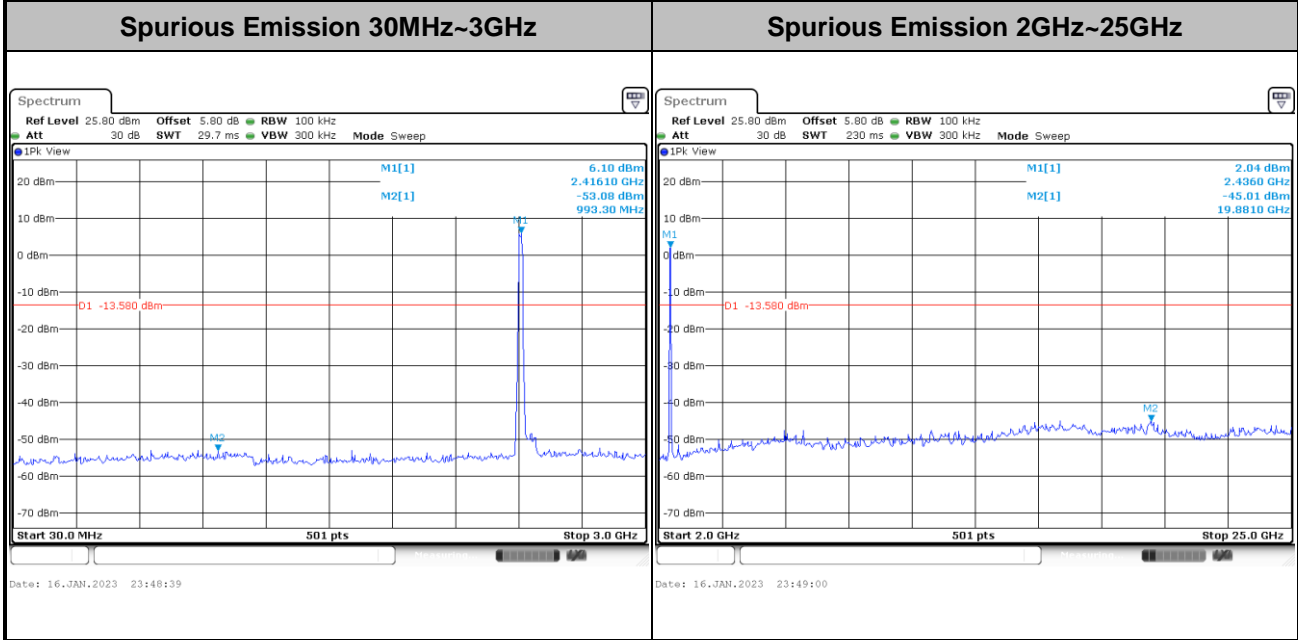
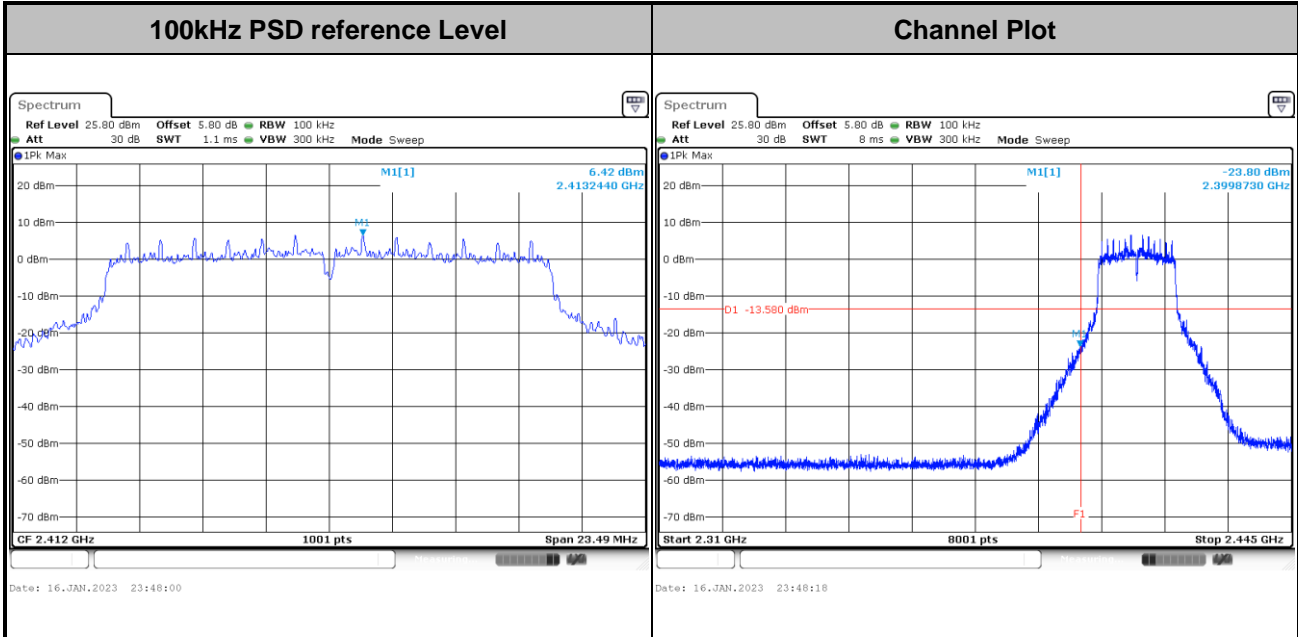


Test Mode :	802.11b	Test Channel :	11
-------------	---------	----------------	----



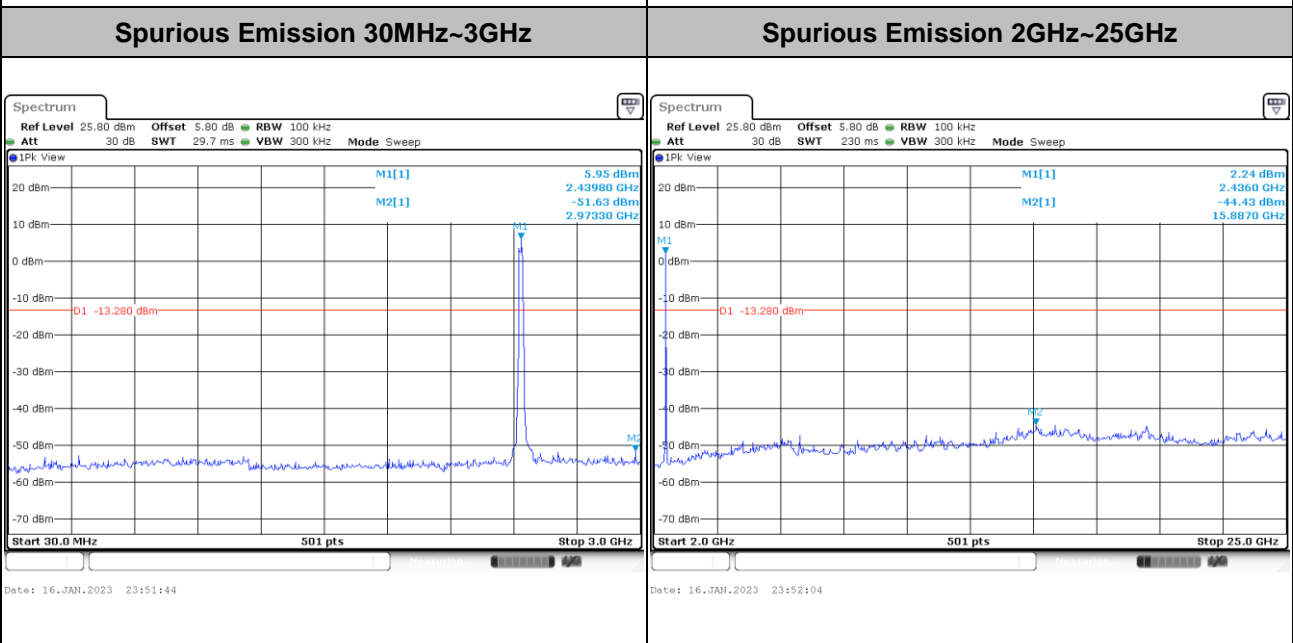
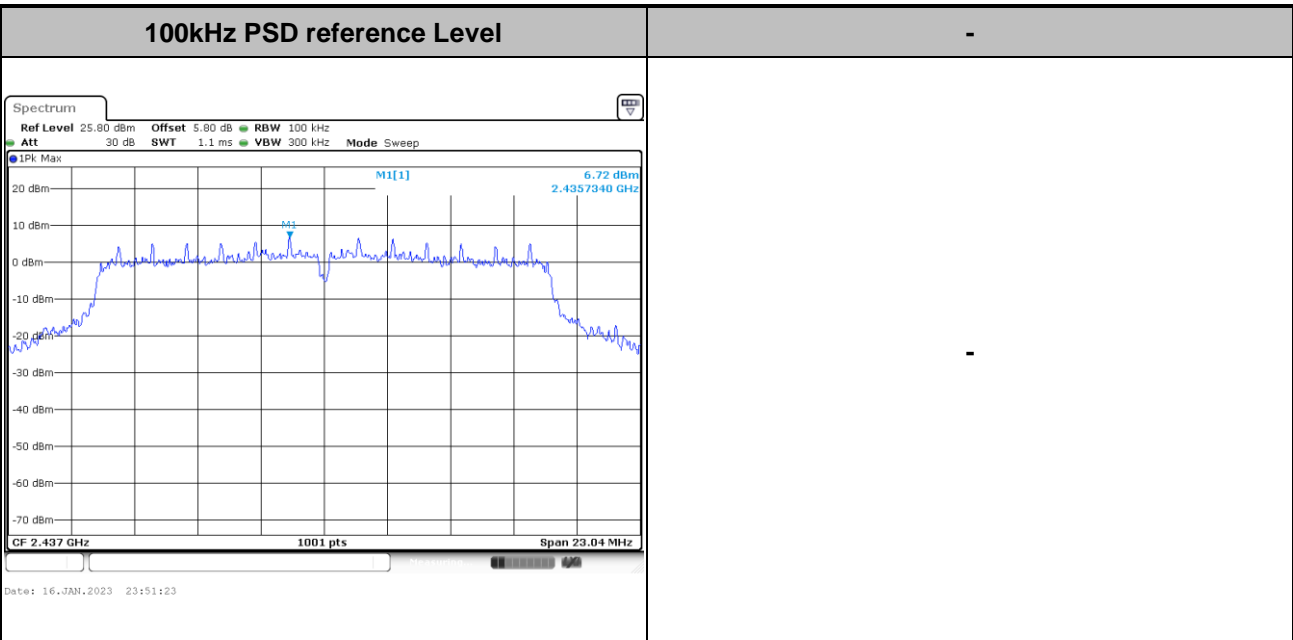


Test Mode :	802.11g	Test Channel :	01
-------------	---------	----------------	----



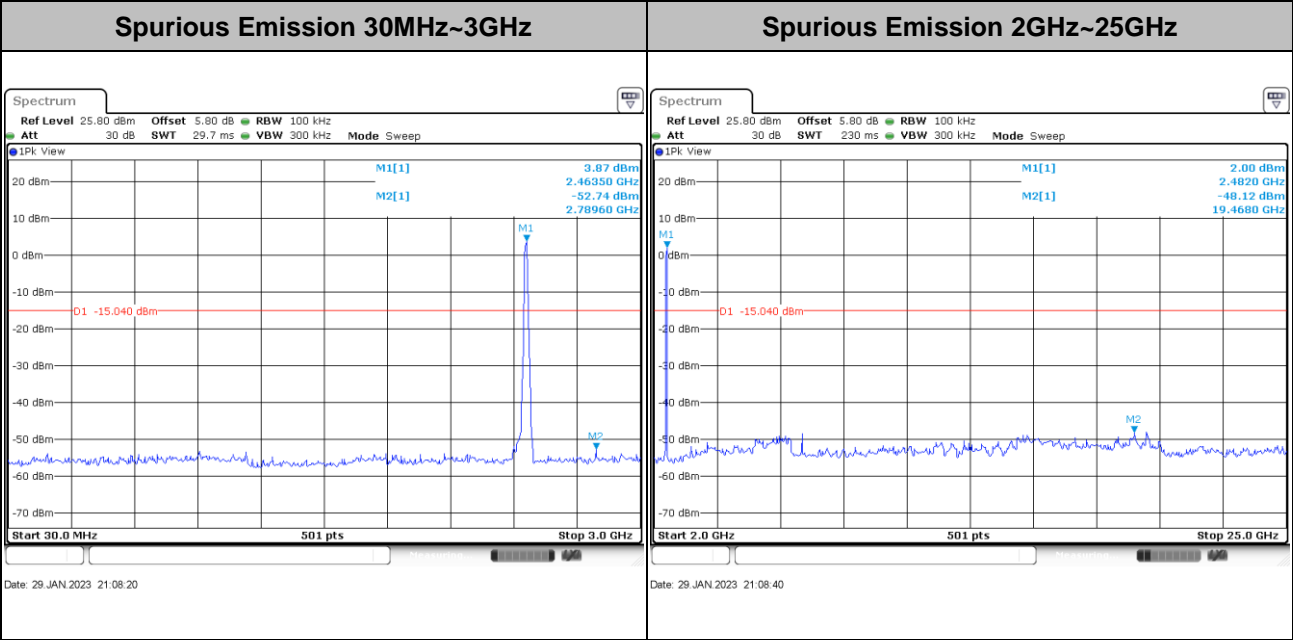
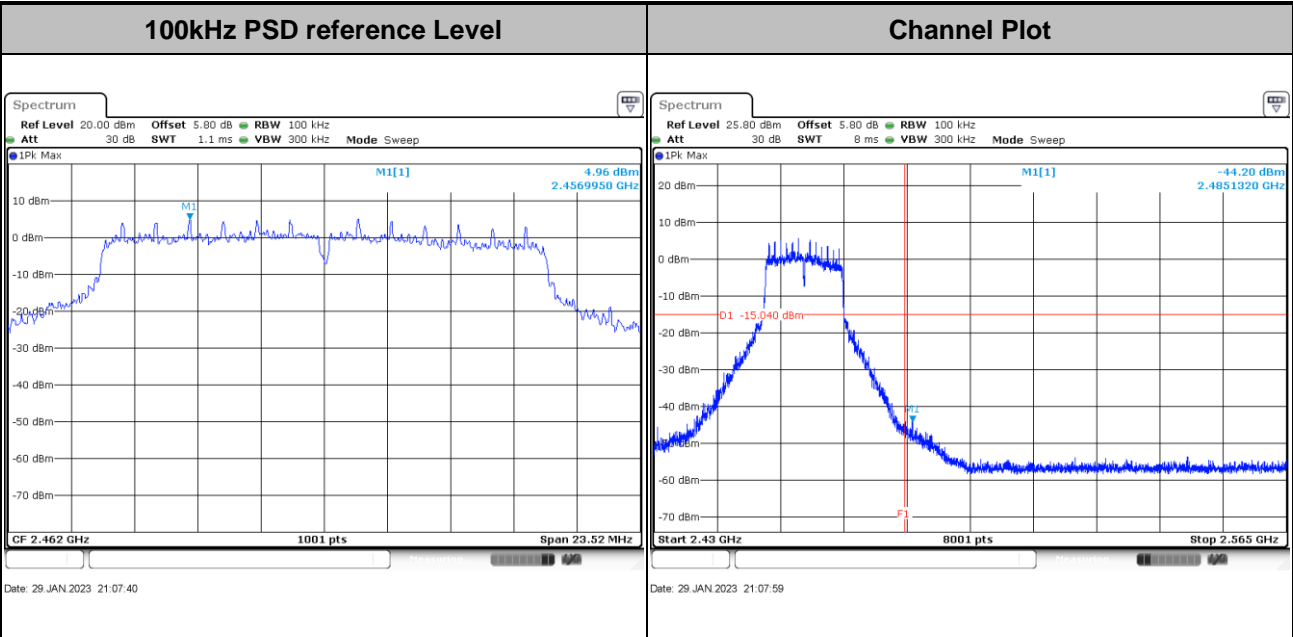


Test Mode :	802.11g	Test Channel :	06
-------------	---------	----------------	----



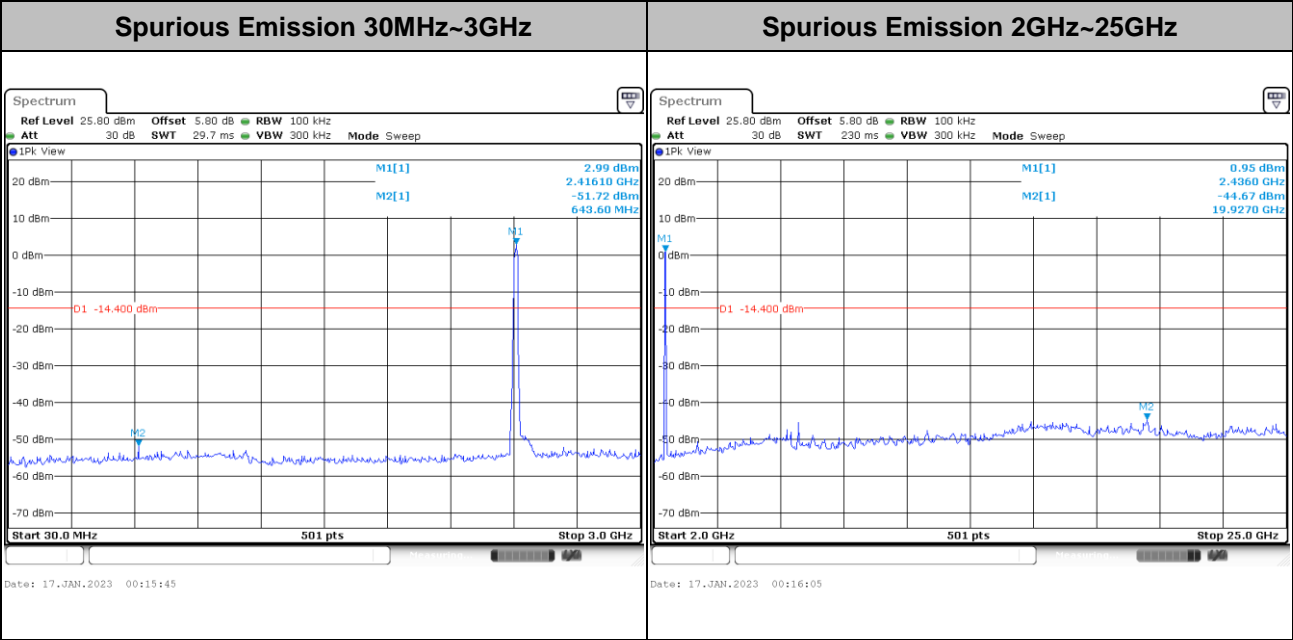
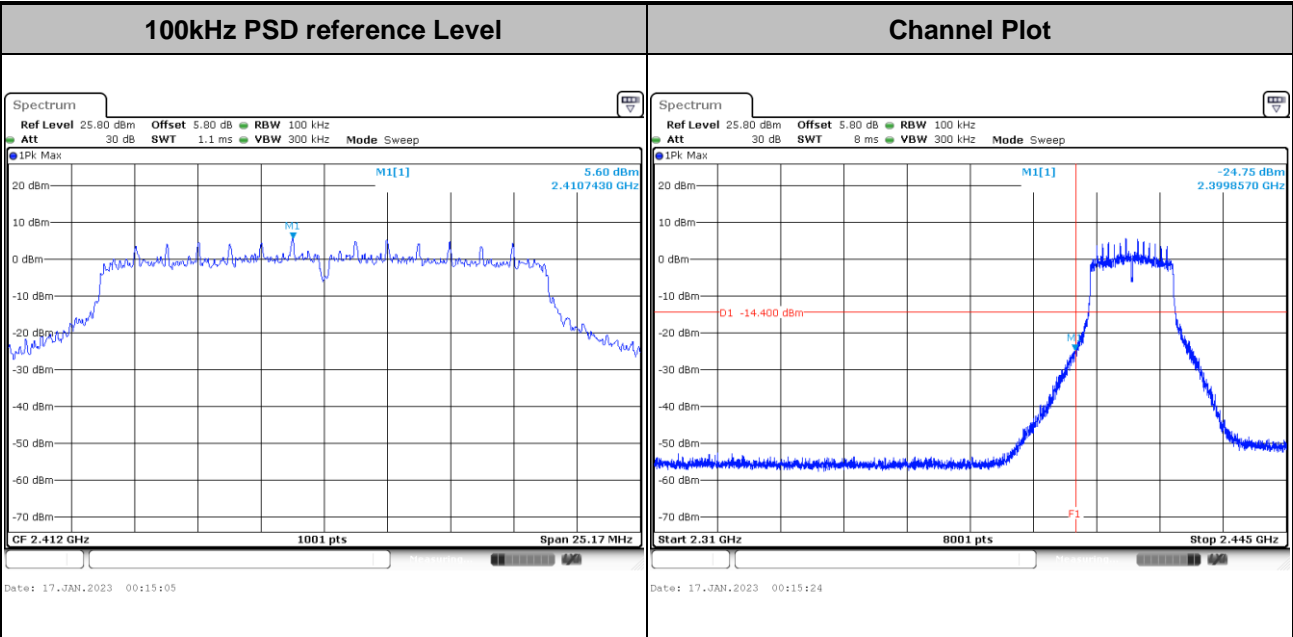


Test Mode : 802.11g Test Channel : 11



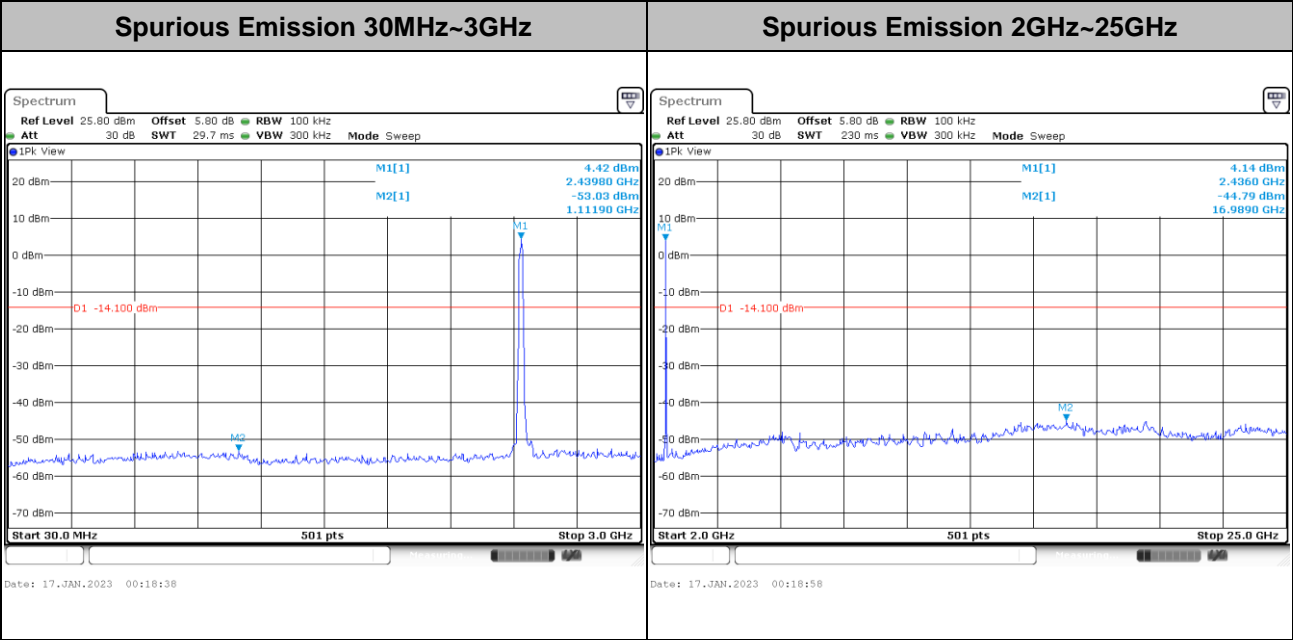
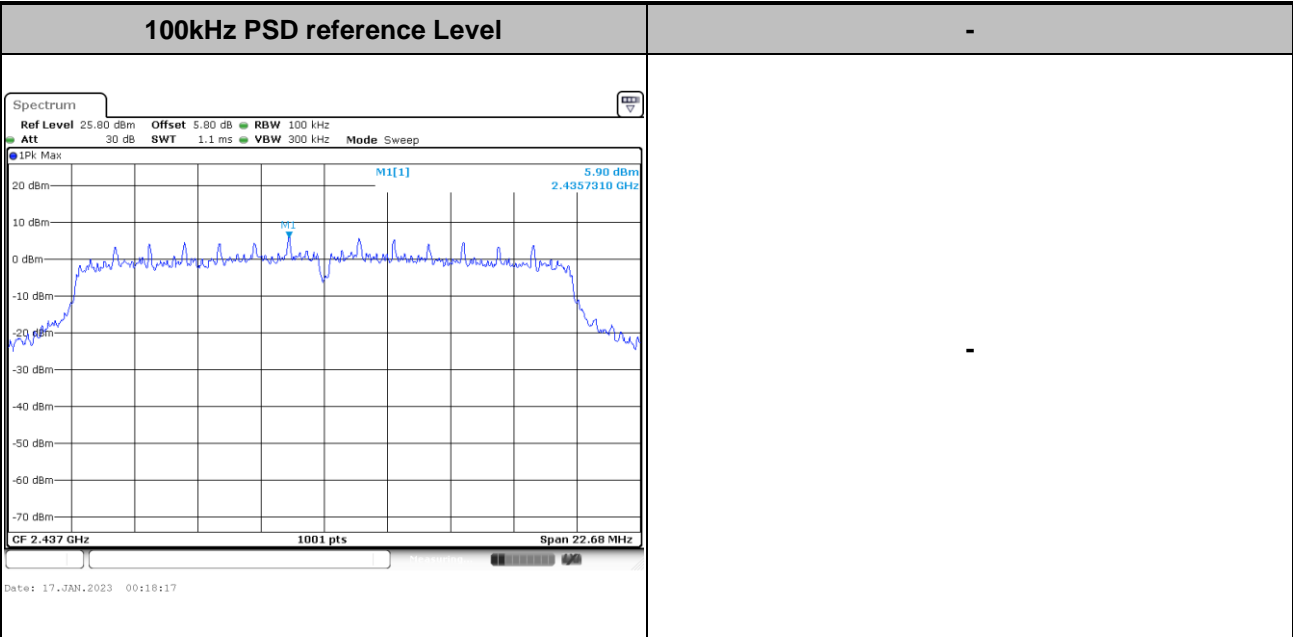


Test Mode : 802.11n HT20 Test Channel : 01



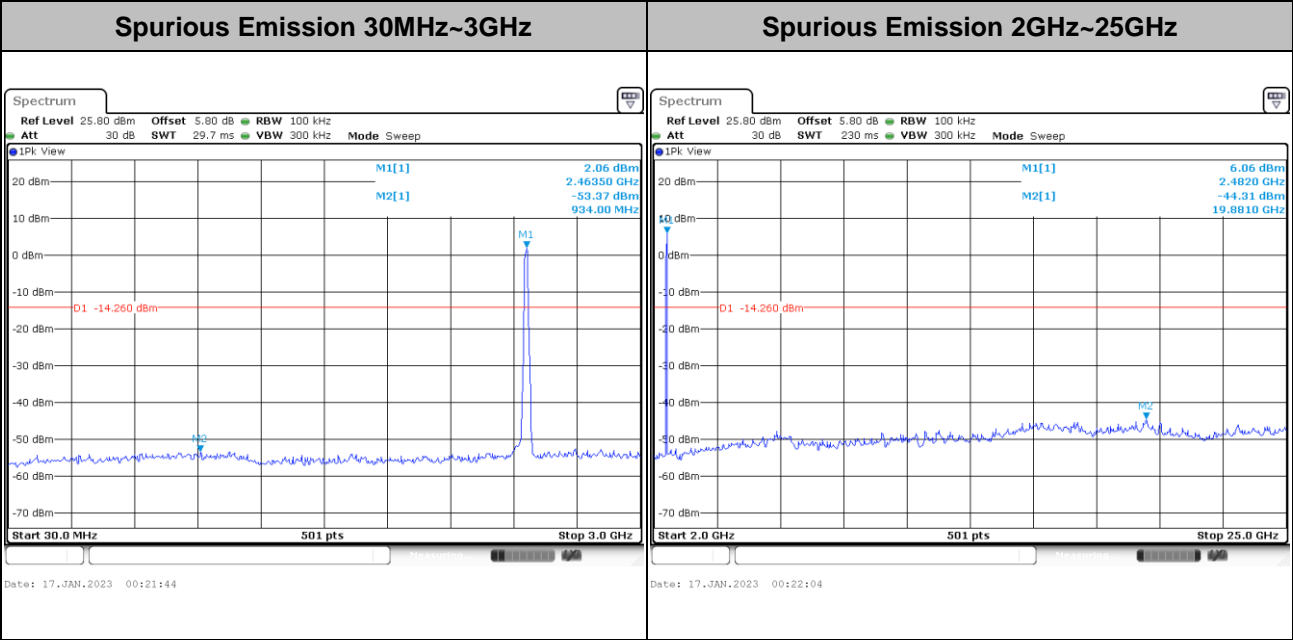
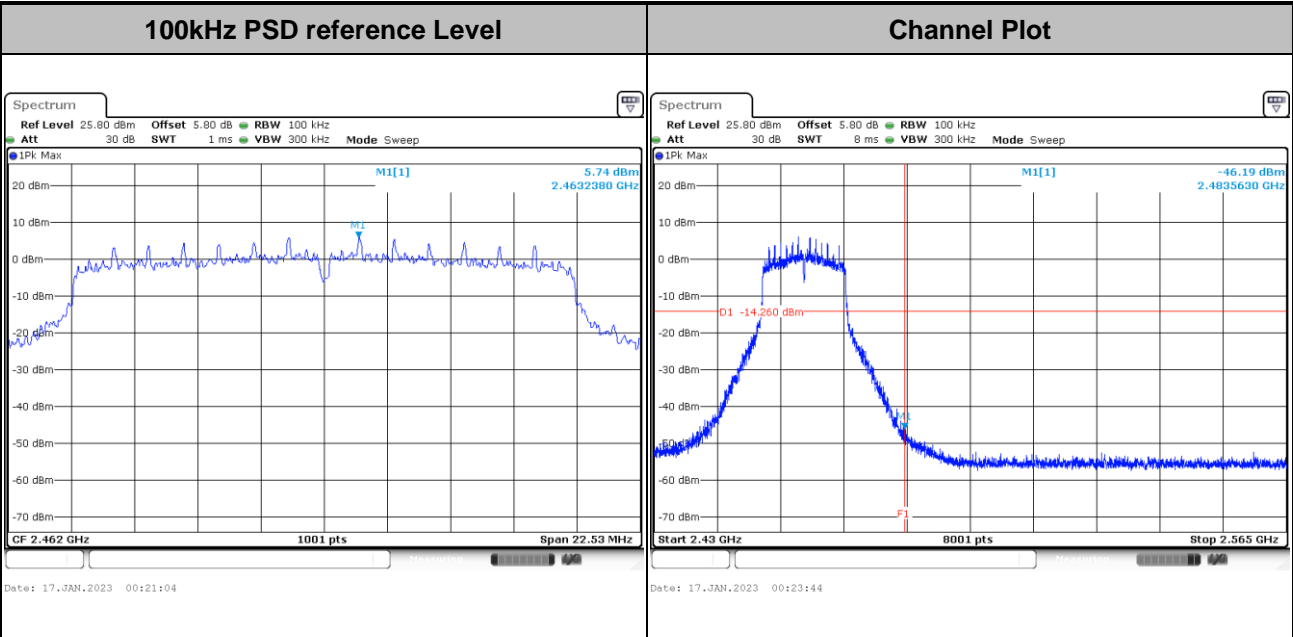


Test Mode :	802.11n HT20	Test Channel :	06
-------------	--------------	----------------	----



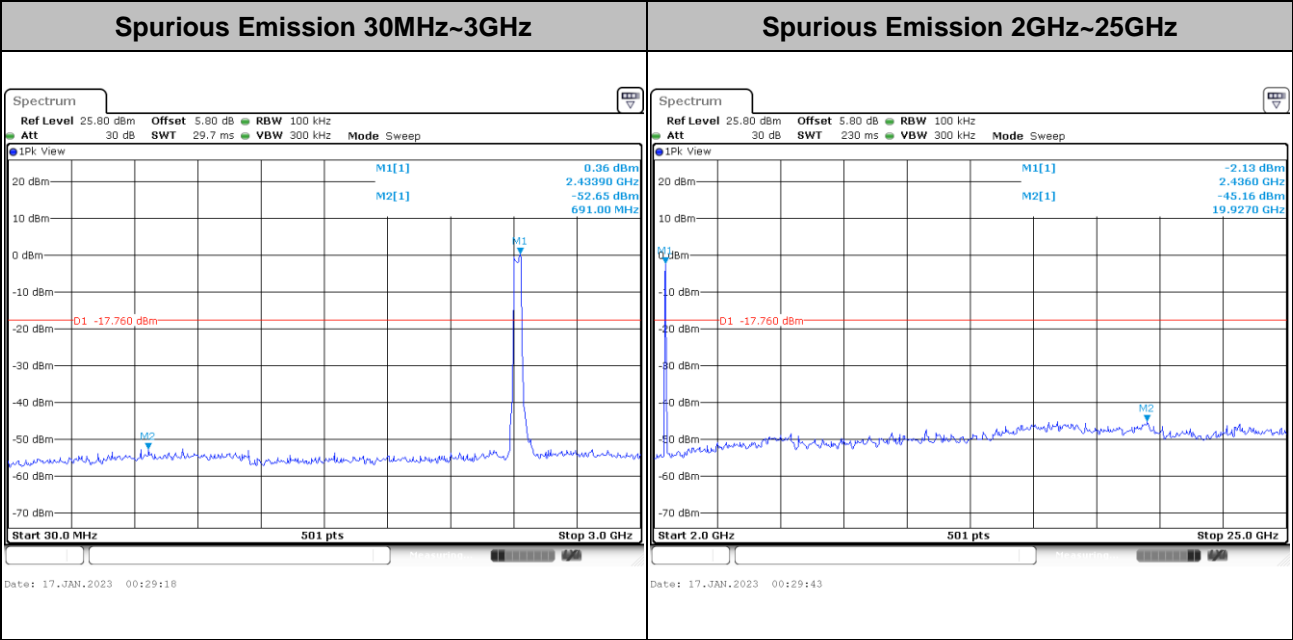
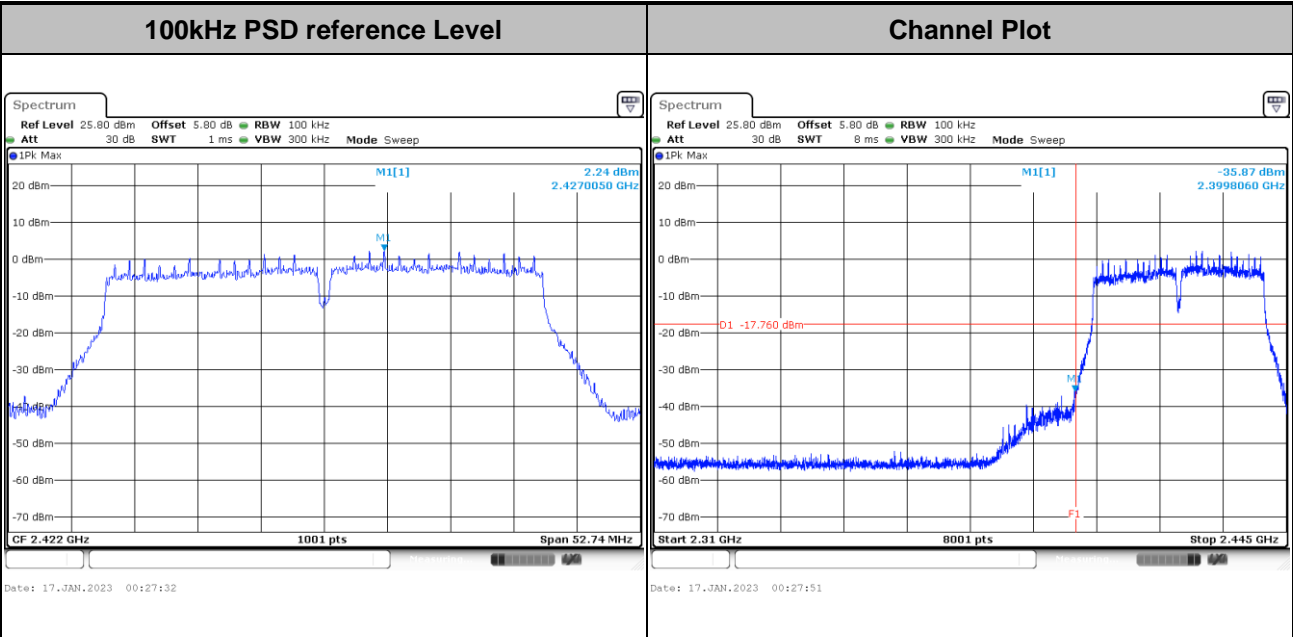


Test Mode :	802.11n HT20	Test Channel :	11
-------------	--------------	----------------	----



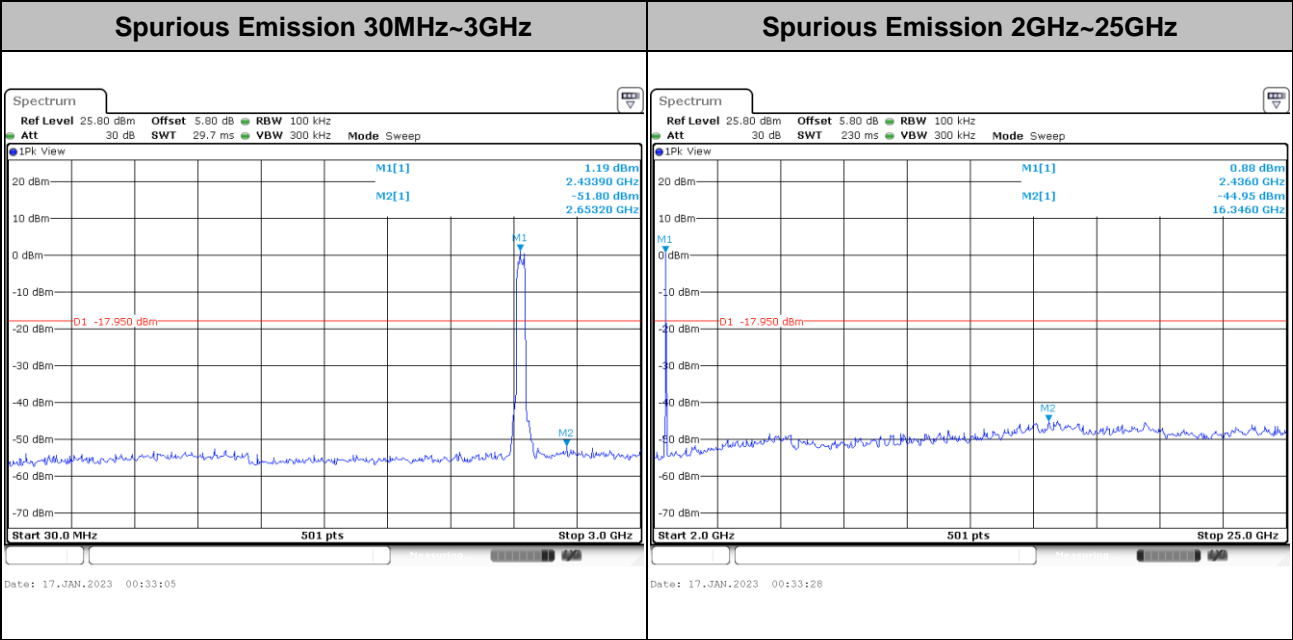
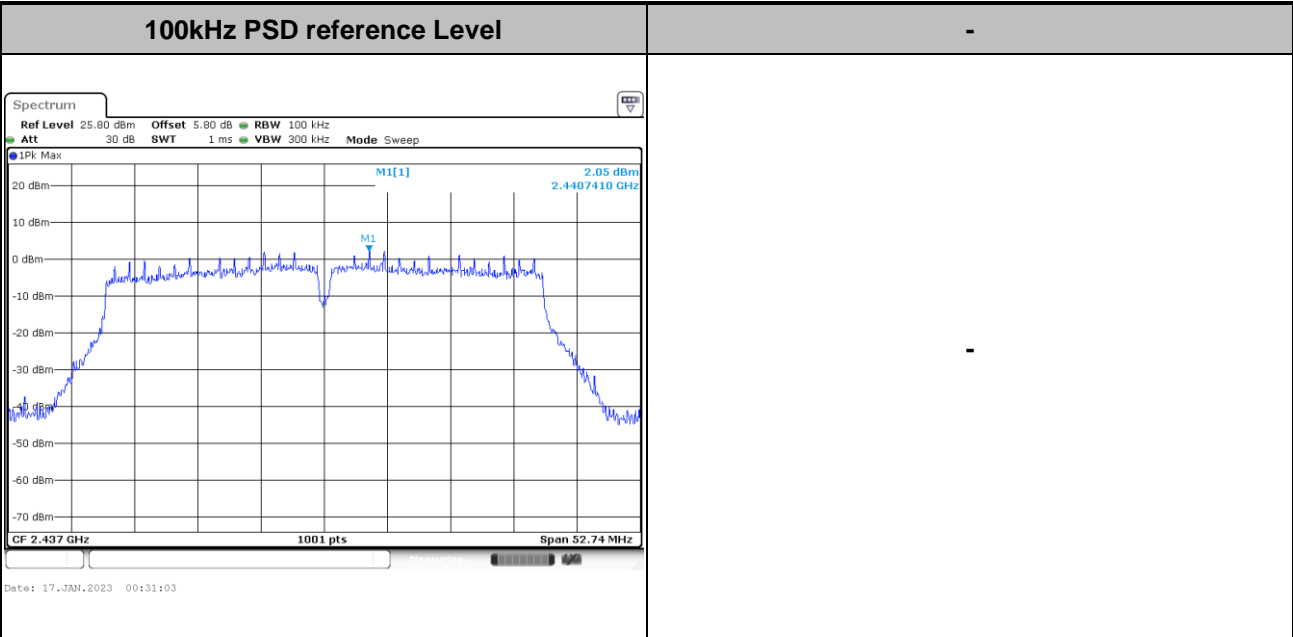


Test Mode : 802.11n HT40 Test Channel : 03



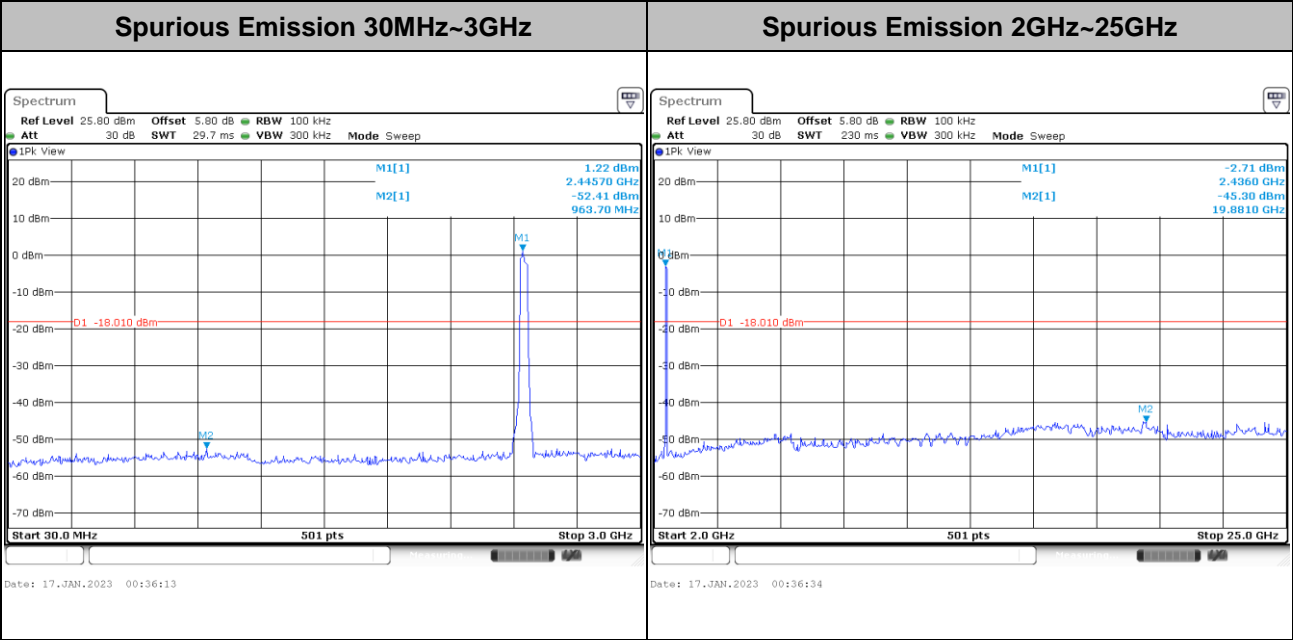
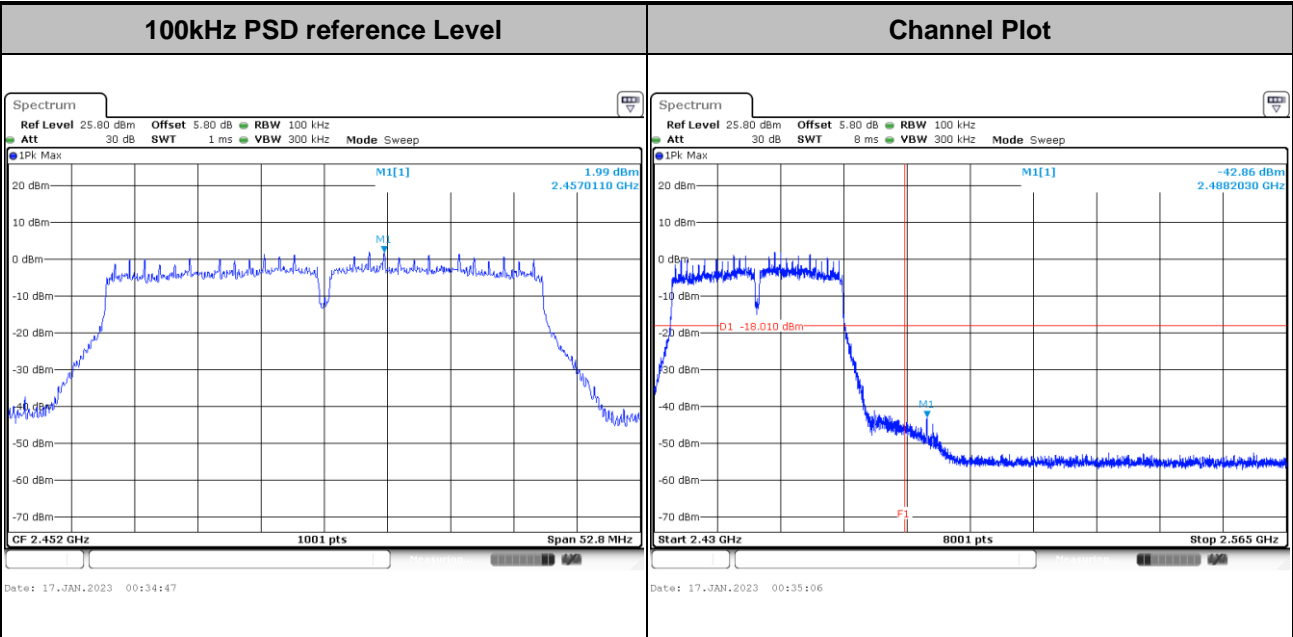


Test Mode :	802.11n HT40	Test Channel :	06
-------------	--------------	----------------	----





Test Mode : 802.11n HT40 Test Channel : 09





3.5 Radiated Band Edges and Spurious Emission Measurement

3.5.1 Limit of Radiated band edge and Spurious Emission Measurement

In any 100 kHz bandwidth outside the intentional radiator frequency band, all harmonics/spurious must be at least 20 dB below the highest emission level within the authorized band. If the output power of this device was measured by spectrum analyzer, the attenuation under this paragraph shall be 30 dB instead of 20 dB. In addition, radiated emissions which fall in the restricted bands must also comply with the limits as below.

Frequency (MHz)	Field Strength (microvolts/meter)	Measurement Distance (meters)
0.009 – 0.490	2400/F(kHz)	300
0.490 – 1.705	24000/F(kHz)	30
1.705 – 30.0	30	30
30 – 88	100	3
88 – 216	150	3
216 - 960	200	3
Above 960	500	3

3.5.2 Measuring Instruments

The measuring equipment is listed in the section 4 of this test report.

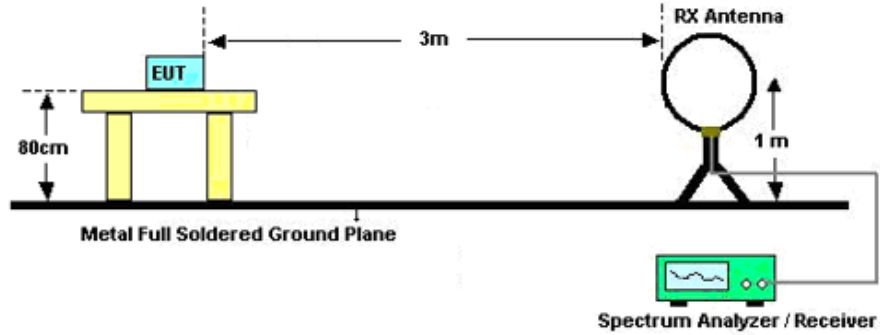


3.5.3 Test Procedures

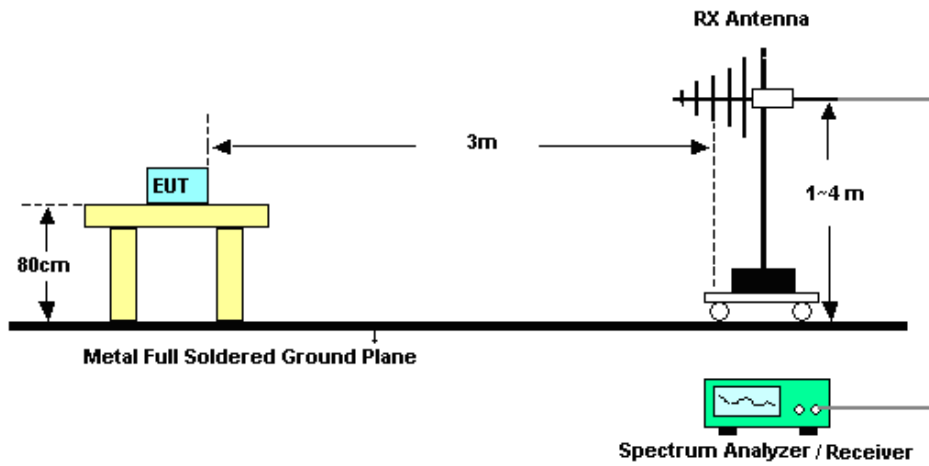
1. The testing follows ANSI C63.10-2013 clause 11.11 & 11.12
2. The EUT was arranged to its worst case and then tune the antenna tower (from 1 m to 4 m) and turntable (from 0 degree to 360 degrees) to find the maximum reading. A pre-amp and a high pass filter are used for the test in order to get better signal level.
3. The EUT was placed on a turntable with 0.8 meter for frequency below 1GHz and 1.5 meter for frequency above 1GHz respectively above ground.
4. The EUT was set 3 meters from the interference receiving antenna, which was mounted on the top of a variable height antenna tower.
5. Corrected Reading: Antenna Factor + Cable Loss + Read Level - Preamp Factor = Level
6. For testing below 1GHz, if the emission level of the EUT in peak mode was 3 dB lower than the limit specified, then peak values of EUT will be reported, otherwise, the emissions will be repeated one by one using the CISPR quasi-peak method and reported.
7. For testing above 1GHz, the emission level of the EUT in peak mode was 20dB lower than peak limit (that means the emission level in average mode also complies with the limit in average mode), then peak values of EUT will be reported, otherwise, the emissions will be measured in average mode again and reported.
8. Use the following spectrum analyzer settings:
 - (1) Span shall wide enough to fully capture the emission being measured;
 - (2) Set RBW=100 kHz for $f < 1$ GHz; VBW \geq RBW; Sweep = auto; Detector function = peak; Trace = max hold;
 - (3) Set RBW = 1 MHz, VBW= 3MHz for $f \geq 1$ GHz for peak measurement.
For average measurement:
 - VBW = 10 Hz, when duty cycle is no less than 98 percent.
 - VBW $\geq 1/T$, when duty cycle is less than 98 percent where T is the minimum transmission duration over which the transmitter is on and is transmitting at its maximum power control level for the tested mode of operation.

3.5.4 Test Setup

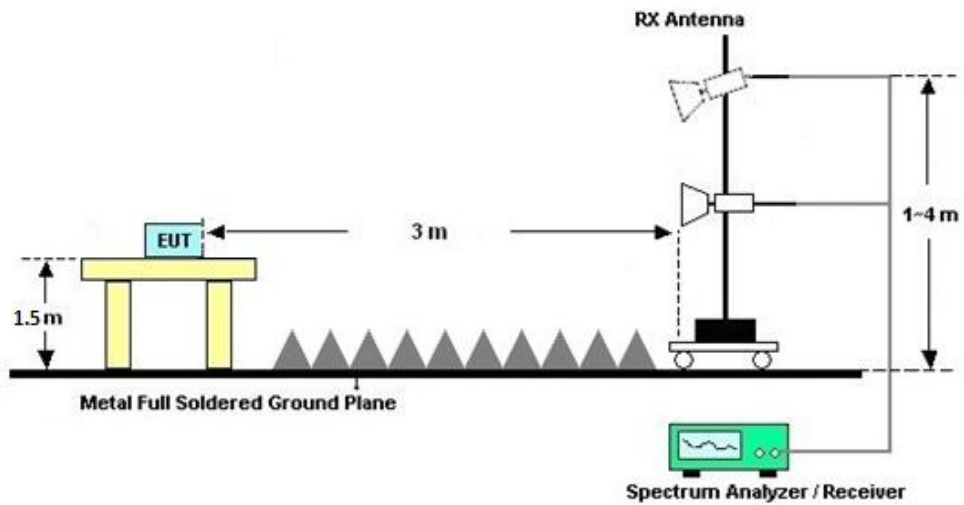
For radiated emissions below 30MHz



For radiated emissions from 30MHz to 1GHz



For radiated emissions above 1GHz





3.5.5 Test Results of Radiated Spurious Emissions (9kHz ~ 30MHz)

The low frequency, which started from 9 kHz to 30MHz, was pre-scanned and the result which was 20dB lower than the limit line was not reported.

There is a comparison data of both open-field test site and semi-Anechoic chamber, and the result came out very similar.

3.5.6 Test Result of Radiated Spurious at Band Edges

Please refer to Appendix C.

3.5.7 Duty Cycle

Please refer to Appendix D.

3.5.8 Test Result of Radiated Spurious Emission (30MHz ~ 10th Harmonic or 40GHz, whichever is lower)

Please refer to Appendix C.



3.6 AC Conducted Emission Measurement

3.6.1 Limit of AC Conducted Emission

For equipment that is designed to be connected to the public utility (AC) power line, the radio frequency voltage that is conducted back onto the AC power line on any frequency or frequencies within the band 150 kHz to 30 MHz shall not exceed the limits in the following table.

Frequency of Emission (MHz)	Conducted Limit (dBµV)	
	Quasi-Peak	Average
0.15-0.5	66 to 56*	56 to 46*
0.5-5	56	46
5-30	60	50

*Decreases with the logarithm of the frequency.

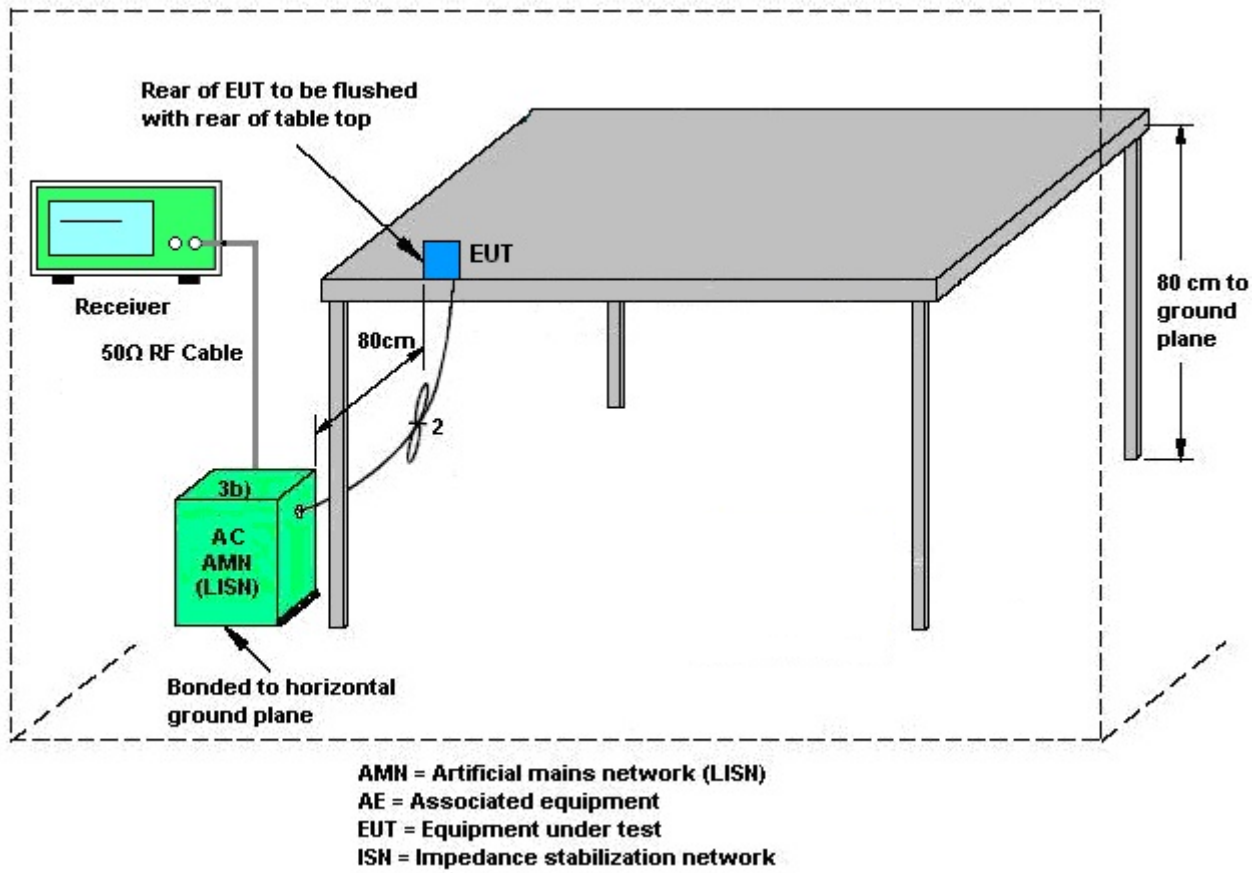
3.6.2 Measuring Instruments

The measuring equipment is listed in the section 4 of this test report.

3.6.3 Test Procedures

1. The EUT was placed 0.4 meter from the conducting wall of the shielding room, and it was kept at least 80 centimeters from any other grounded conducting surface.
2. Connect EUT to the power mains through a line impedance stabilization network (LISN).
3. All the support units are connecting to the other LISN.
4. The LISN provides 50 ohm coupling impedance for the measuring instrument.
5. The FCC states that a 50 ohm, 50 microhenry LISN should be used.
6. Both sides of AC line were checked for maximum conducted interference.
7. The frequency range from 150 kHz to 30 MHz was searched.
8. Set the test-receiver system to Peak Detect Function and specified bandwidth (IF bandwidth = 9kHz) with Maximum Hold Mode.

3.6.4 Test Setup



3.6.5 Test Result of AC Conducted Emission

Please refer to Appendix B.



3.7 Antenna Requirements

3.7.1 Standard Applicable

If directional gain of transmitting Antennas is greater than 6dBi, the power shall be reduced by the same level in dB comparing to gain minus 6dBi. The use of a permanently attached Antenna or of an Antenna that uses a unique coupling to the intentional radiator shall be considered sufficient to comply with the rule.

3.7.2 Antenna Anti-Replacement Construction

Non-standard antenna connector is used.

3.7.3 Antenna Gain

The antenna peak gain of EUT is less than 6 dBi. Therefore, it is not necessary to reduce maximum peak output power limit.



4 List of Measuring Equipment

Instrument	Manufacturer	Model No.	Serial No.	Characteristics	Calibration Date	Test Date	Due Date	Remark
Spectrum Analyzer	R&S	FSV40	101040	10Hz~40GHz	Oct. 12, 2022	Jan. 16, 2023~ Jan. 29, 2023	Oct. 11, 2023	Conducted (TH01-KS)
Pulse Power Sensor	Anritsu	MA2411B	0917070	300MHz~40GHz	Jan. 05, 2023	Jan. 16, 2023~ Jan. 29, 2023	Jan. 04, 2024	Conducted (TH01-KS)
Power Meter	Anritsu	ML2495A	1005002	50MHz Bandwidth	Jan. 05, 2023	Jan. 16, 2023~ Jan. 29, 2023	Jan. 04, 2024	Conducted (TH01-KS)
EMI Test Receiver	Keysight	N9038A	MY56400004	3Hz~8.5GHz;Max 30dBm	Oct. 13, 2022	Jan. 10, 2023~ Jan. 17, 2023	Oct. 12, 2023	Radiation (03CH05-KS)
EXA Spectrum Analyzer	Keysight	N9010A	MY55150244	10Hz~44G,MAX 30dB	Mar. 24, 2022	Jan. 10, 2023~ Jan. 17, 2023	Mar. 23, 2023	Radiation (03CH05-KS)
Loop Antenna	R&S	HFH2-Z2	100321	9kHz~30MHz	Oct. 16, 2022	Jan. 10, 2023~ Jan. 17, 2023	Oct. 15, 2023	Radiation (03CH05-KS)
Bilog Antenna	TeseQ	CBL6111D	49922	30MHz~1GHz	May. 24, 2022	Jan. 10, 2023~ Jan. 17, 2023	May. 23, 2023	Radiation (03CH05-KS)
Double Ridge Horn Antenna	ETS-Lindgren	3117	00218642	1GHz~18GHz	Apr. 18, 2022	Jan. 10, 2023~ Jan. 17, 2023	Apr. 17, 2023	Radiation (03CH05-KS)
SHF-EHF Horn	Com-power	AH-840	101070	18GHz~40GHz	Jan. 04, 2023	Jan. 10, 2023~ Jan. 17, 2023	Jan. 03, 2024	Radiation (03CH05-KS)
Amplifier	SONOMA	310N	380826	9KHz~1GHz	Jul. 11, 2022	Jan. 10, 2023~ Jan. 17, 2023	Jul. 10, 2023	Radiation (03CH05-KS)
Amplifier	MITEQ	EM18G40GGA	060728	18~40GHz	Jan. 04, 2023	Jan. 10, 2023~ Jan. 17, 2023	Jan. 03, 2024	Radiation (03CH05-KS)
high gain Amplifier	EM	EM01G18GA	060839	1Ghz~18Ghz	Oct. 12, 2022	Jan. 10, 2023~ Jan. 17, 2023	Oct. 11, 2023	Radiation (03CH05-KS)
Amplifier	EM	EM01G18GA	060833	1Ghz~18Ghz	Jan. 04, 2023	Jan. 10, 2023~ Jan. 17, 2023	Jan. 03, 2024	Radiation (03CH05-KS)
AC Power Source	Chroma	61601	F104090004	N/A	NCR	Jan. 10, 2023~ Jan. 17, 2023	NCR	Radiation (03CH05-KS)
Turn Table	ChamPro	EM 1000-T	060762-T	0~360 degree	NCR	Jan. 10, 2023~ Jan. 17, 2023	NCR	Radiation (03CH05-KS)
Antenna Mast	ChamPro	EM 1000-A	060762-A	1 m~4 m	NCR	Jan. 10, 2023~ Jan. 17, 2023	NCR	Radiation (03CH05-KS)
EMI Receiver	R&S	ESCI7	100768	9kHz~7GHz;	May. 24, 2022	Jan. 14, 2023	May. 23, 2023	Conduction (CO01-KS)
AC LISN (for auxiliary equipment)	MessTec	AN3016	060103	9kHz~30MHz	Oct. 13, 2022	Jan. 14, 2023	Oct. 12, 2023	Conduction (CO01-KS)
AC LISN	R&S	ENV216	100334	9kHz~30MHz	May. 24, 2022	Jan. 14, 2023	May. 23, 2023	Conduction (CO01-KS)
AC Power Source	Chroma	61602	ABP00000811	AC 0V~300V, 45Hz~1000Hz	Oct. 12, 2022	Jan. 14, 2023	Oct. 12, 2023	Conduction (CO01-KS)

NCR: No Calibration Required



5 Uncertainty of Evaluation

The measurement uncertainties shown below were calculated in accordance with the requirements of ANSI 63.10-2013. All the measurement uncertainty value were shown with a coverage K=2 to indicate 95% level of confidence. The measurement data show herein meets or exceeds the CISPR measurement uncertainty values specified in CISPR 16-4-2 and can be compared directly to specified limit to determine compliance.

Uncertainty of Conducted Measurement

Test Item	Uncertainty
Conducted Power	±0.46 dB
Conducted Emissions	±0.48 dB
Occupied Channel Bandwidth	±0.001 %
Conducted Power Spectral Density	±0.40 dB

Uncertainty of Conducted Emission Measurement (150kHz ~ 30MHz)

Measuring Uncertainty for a Level of Confidence of 95% (U = 2Uc(y))	2.78 dB
---	---------

Uncertainty of Radiated Emission Measurement (30 MHz ~ 1000 MHz)

Measuring Uncertainty for a Level of Confidence of 95% (U = 2Uc(y))	5.0 dB
---	--------

Uncertainty of Radiated Emission Measurement (1000 MHz ~ 18000 MHz)

Measuring Uncertainty for a Level of Confidence of 95% (U = 2Uc(y))	5.0 dB
---	--------

Uncertainty of Radiated Emission Measurement (18000 MHz ~ 40000 MHz)

Measuring Uncertainty for a Level of Confidence of 95% (U = 2Uc(y))	5.0 dB
---	--------

----- THE END -----



Appendix A. Conducted Test Results

A1. Conducted Test Results

Test Engineer:	wei xu	Temperature:	21~25	°C
Test Date:	2023/1/16~2023/1/29	Relative Humidity:	51~54	%

TEST RESULTS DATA
6dB and 99% Occupied Bandwidth

2.4GHz Band Single Antenna										
Mod.	Data Rate	N _{TX}	CH.	Freq. (MHz)	99% Occupied BW (MHz)		6dB BW (MHz)		6dB BW Limit (MHz)	Pass/Fail
					Ant1	Ant2	Ant1	Ant2		
11b	1Mbps	1	1	2412	13.84	-	8.08	-	0.50	Pass
11b	1Mbps	1	6	2437	13.64	-	8.08	-	0.50	Pass
11b	1Mbps	1	11	2462	13.54	-	8.08	-	0.50	Pass
11g	6Mbps	1	1	2412	16.78	-	15.66	-	0.50	Pass
11g	6Mbps	1	6	2437	16.68	-	15.36	-	0.50	Pass
11g	6Mbps	1	11	2462	16.58	-	14.44	-	0.50	Pass
HT20	MCS0	1	1	2412	17.93	-	16.78	-	0.50	Pass
HT20	MCS0	1	6	2437	17.83	-	15.12	-	0.50	Pass
HT20	MCS0	1	11	2462	17.83	-	15.02	-	0.50	Pass
HT40	MCS0	1	3	2422	36.56	-	35.16	-	0.50	Pass
HT40	MCS0	1	6	2437	36.46	-	35.16	-	0.50	Pass
HT40	MCS0	1	9	2452	36.46	-	35.20	-	0.50	Pass

TEST RESULTS DATA
Peak Output Power

2.4GHz Band Single Antenna																
Mod.	Data Rate	NTX	CH.	Freq. (MHz)	Peak Conducted Power (dBm)			Conducted Power Limit (dBm)		DG (dBi)		EIRP Power (dBm)		EIRP Power Limit (dBm)		Pass /Fail
					Ant1	Ant2	SUM	Ant1	Ant2	Ant1	Ant2	Ant1	Ant2	Ant1	Ant2	
11b	1Mbps	1	1	2412	20.05			30.00	-	0.47	-	20.52	-	36.00	-	Pass
11b	1Mbps	1	6	2437	20.01			30.00	-	0.47	-	20.48	-	36.00	-	Pass
11b	1Mbps	1	11	2462	20.36			30.00	-	0.47	-	20.83	-	36.00	-	Pass
11g	6Mbps	1	1	2412	20.88			30.00	-	0.47	-	21.35	-	36.00	-	Pass
11g	6Mbps	1	6	2437	21.01			30.00	-	0.47	-	21.48	-	36.00	-	Pass
11g	6Mbps	1	11	2462	21.16			30.00	-	0.47	-	21.63	-	36.00	-	Pass
HT20	MCS0	1	1	2412	20.08			30.00	-	0.47	-	20.55	-	36.00	-	Pass
HT20	MCS0	1	6	2437	20.14			30.00	-	0.47	-	20.61	-	36.00	-	Pass
HT20	MCS0	1	11	2462	20.19			30.00	-	0.47	-	20.66	-	36.00	-	Pass
HT40	MCS0	1	3	2422	21.35			30.00	-	0.47	-	21.82	-	36.00	-	Pass
HT40	MCS0	1	6	2437	21.26			30.00	-	0.47	-	21.73	-	36.00	-	Pass
HT40	MCS0	1	9	2452	21.17			30.00	-	0.47	-	21.64	-	36.00	-	Pass

Note: Measured power (dBm) has offset with cable loss.

TEST RESULTS DATA
Average Output Power

2.4GHz Band Single Antenna																		
Mod.	Data Rate	NTX	CH.	Freq. (MHz)	Duty Factor (dB)		Average Conducted Power with duty factor (dBm)			Conducted Power Limit (dBm)		DG (dBi)		EIRP Power (dBm)		EIRP Power Limit (dBm)		Pass /Fail
					Ant 1	Ant 2	Ant1	Ant2	SUM	Ant1	Ant2	Ant1	Ant2	Ant1	Ant2	Ant1	Ant2	
11b	1Mbps	1	1	2412	0.00		17.71			30.00	-	0.47	-	18.18	-	36.00	-	Pass
11b	1Mbps	1	6	2437	0.00		17.59			30.00	-	0.47	-	18.06	-	36.00	-	Pass
11b	1Mbps	1	11	2462	0.00		17.36			30.00	-	0.47	-	17.83	-	36.00	-	Pass
11g	6Mbps	1	1	2412	0.15		16.28			30.00	-	0.47	-	16.75	-	36.00	-	Pass
11g	6Mbps	1	6	2437	0.15		16.36			30.00	-	0.47	-	16.83	-	36.00	-	Pass
11g	6Mbps	1	11	2462	0.15		16.31			30.00	-	0.47	-	16.78	-	36.00	-	Pass
HT20	MCS0	1	1	2412	0.15		15.29			30.00	-	0.47	-	15.76	-	36.00	-	Pass
HT20	MCS0	1	6	2437	0.15		15.23			30.00	-	0.47	-	15.70	-	36.00	-	Pass
HT20	MCS0	1	11	2462	0.15		15.10			30.00	-	0.47	-	15.57	-	36.00	-	Pass
HT40	MCS0	1	3	2422	0.35		14.90			30.00	-	0.47	-	15.37	-	36.00	-	Pass
HT40	MCS0	1	6	2437	0.35		14.84			30.00	-	0.47	-	15.31	-	36.00	-	Pass
HT40	MCS0	1	9	2452	0.35		14.67			30.00	-	0.47	-	15.14	-	36.00	-	Pass

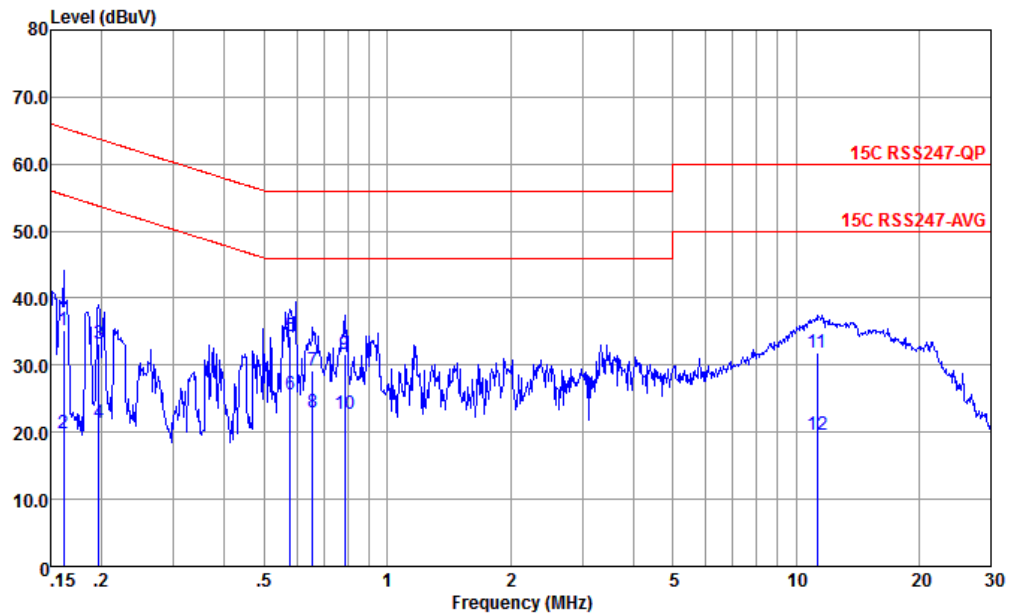
TEST RESULTS DATA
Peak Power Spectral Density

2.4GHz Band Single Antenna												
Mod.	Data Rate	N _{TX}	CH.	Freq. (MHz)	Peak PSD (dBm/3kHz)			DG (dBi)		Peak PSD Limit (dBm/3kHz)		Pass/Fail
					Ant1	Ant2	Worse + 3.01	Ant1	Ant2	Ant1	Ant2	
11b	1Mbps	1	1	2412	-6.64	-		0.47	-	8.00	-	Pass
11b	1Mbps	1	6	2437	-7.95	-		0.47	-	8.00	-	Pass
11b	1Mbps	1	11	2462	-8.79	-		0.47	-	8.00	-	Pass
11g	6Mbps	1	1	2412	-10.69	-		0.47	-	8.00	-	Pass
11g	6Mbps	1	6	2437	-9.99	-		0.47	-	8.00	-	Pass
11g	6Mbps	1	11	2462	-11.12	-		0.47	-	8.00	-	Pass
HT20	MCS0	1	1	2412	-10.88	-		0.47	-	8.00	-	Pass
HT20	MCS0	1	6	2437	-10.75	-		0.47	-	8.00	-	Pass
HT20	MCS0	1	11	2462	-10.88	-		0.47	-	8.00	-	Pass
HT40	MCS0	1	3	2422	-14.03	-		0.47	-	8.00	-	Pass
HT40	MCS0	1	6	2437	-13.53	-		0.47	-	8.00	-	Pass
HT40	MCS0	1	9	2452	-13.68	-		0.47	-	8.00	-	Pass



Appendix B. AC Conducted Emission Test Results

Test Engineer :	Amos	Temperature :	25.3~26.2°C
		Relative Humidity :	38~40%
Test Voltage :	120Vac / 60Hz	Phase :	Line
Remark :	All emissions not reported here are more than 10 dB below the prescribed limit.		

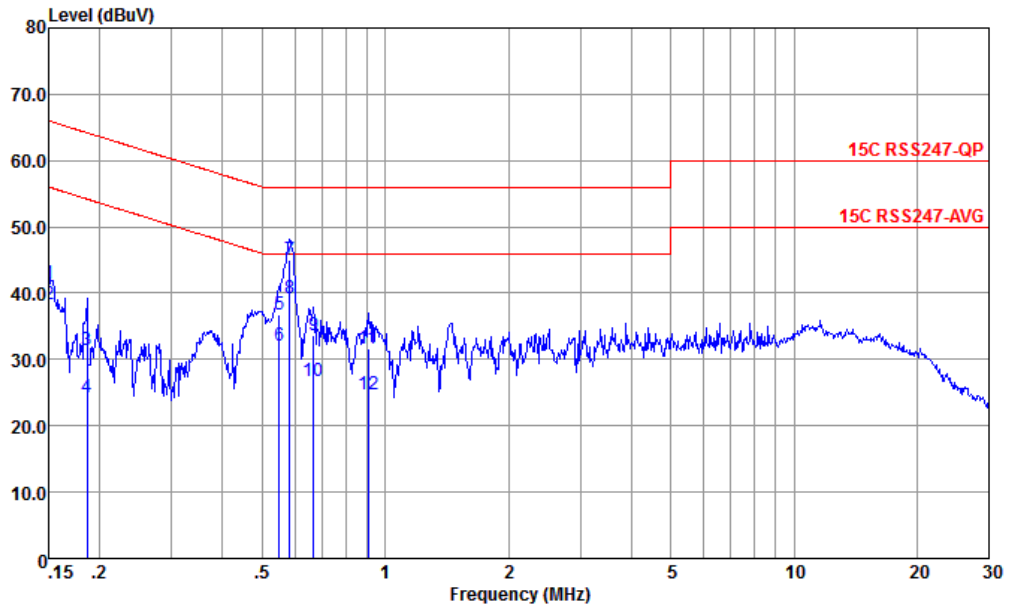


Site : CO01-KS
 Condition : 15C RSS247-QP LISN-060103-L LINE

	Freq	Level	Over Limit	Limit Line	Read Level	LISN Factor	Cable Loss	Remark
	MHz	dBuV	dB	dBuV	dBuV	dB	dB	
1	0.162	35.31	-30.07	65.38	24.59	0.29	10.43	QP
2	0.162	19.91	-35.47	55.38	9.19	0.29	10.43	Average
3	0.197	33.23	-30.53	63.76	22.50	0.31	10.42	QP
4	0.197	21.33	-32.43	53.76	10.60	0.31	10.42	Average
5	0.579	34.26	-21.74	56.00	23.80	0.27	10.19	QP
6 *	0.579	25.66	-20.34	46.00	15.20	0.27	10.19	Average
7	0.658	29.24	-26.76	56.00	18.80	0.27	10.17	QP
8	0.658	23.04	-22.96	46.00	12.60	0.27	10.17	Average
9	0.788	31.63	-24.37	56.00	21.20	0.29	10.14	QP
10	0.788	22.63	-23.37	46.00	12.20	0.29	10.14	Average
11	11.257	31.80	-28.20	60.00	20.50	0.44	10.86	QP
12	11.257	19.60	-30.40	50.00	8.30	0.44	10.86	Average



Test Engineer :	Amos	Temperature :	25.3~26.2°C
		Relative Humidity :	38~40%
Test Voltage :	120Vac / 60Hz	Phase :	Neutral
Remark :	All emissions not reported here are more than 10 dB below the prescribed limit.		



Site : CO01-KS
 Condition : 15C RSS247-QP LISN-060103-N NEUTRAL

	Freq	Level	Over	Limit	Read	LISN	Cable	Remark
	MHz	dBuV	Limit	Line	Level	Factor	Loss	
			dB	dBuV	dBuV	dB	dB	
1	0.150	41.55	-24.45	66.00	30.80	0.32	10.43	QP
2	0.150	38.35	-17.65	56.00	27.60	0.32	10.43	Average
3	0.186	31.34	-32.86	64.20	20.60	0.32	10.42	QP
4	0.186	24.34	-29.86	54.20	13.60	0.32	10.42	Average
5	0.549	36.67	-19.33	56.00	26.20	0.27	10.20	QP
6	0.549	32.07	-13.93	46.00	21.60	0.27	10.20	Average
7	0.582	45.06	-10.94	56.00	34.60	0.27	10.19	QP
8 *	0.582	39.26	-6.74	46.00	28.80	0.27	10.19	Average
9	0.668	33.75	-22.25	56.00	23.30	0.28	10.17	QP
10	0.668	26.75	-19.25	46.00	16.30	0.28	10.17	Average
11	0.909	31.73	-24.27	56.00	21.21	0.40	10.12	QP
12	0.909	24.73	-21.27	46.00	14.21	0.40	10.12	Average

Note:

- Level(dBμV) = Read Level(dBμV) + LISN Factor(dB) + Cable Loss(dB)
- Over Limit(dB) = Level(dBμV) – Limit Line(dBμV)



Appendix C. Radiated Spurious Emission Test Data

Mode	Band (MHz)	Antenna	Modulation	Channel	Frequency	Data Rate	Remark
Mode 1	2400-2483.5	-	802.11b	01	2412	1Mbps	-
Mode 2	2400-2483.5	-	802.11b	06	2437	1Mbps	-
Mode 3	2400-2483.5	-	802.11b	11	2462	1Mbps	-
Mode 4	2400-2483.5	-	802.11g	01	2412	6Mbps	-
Mode 5	2400-2483.5	-	802.11g	06	2437	6Mbps	-
Mode 6	2400-2483.5	-	802.11g	11	2462	6Mbps	-
Mode 7	2400-2483.5	-	802.11n HT20	01	2412	MCS0	-
Mode 8	2400-2483.5	-	802.11n HT20	06	2437	MCS0	-
Mode 9	2400-2483.5	-	802.11n HT20	11	2462	MCS0	-
Mode 10	2400-2483.5	-	802.11n HT40	03	2422	MCS0	-
Mode 11	2400-2483.5	-	802.11n HT40	06	2437	MCS0	-
Mode 12	2400-2483.5	-	802.11n HT40	09	2452	MCS0	-
Mode 13	2400-2483.5	-	802.11n HT40	09	2452	MCS0	LF



Summary of each worse mode

Mode	Modulation	Ch.	Freq. (MHz)	Level (dBuV/m)	Limit (dBuV/m)	Margin (dB)	Pol.	Peak Avg.	Result	Remark
1	802.11b	01	2389.69	39.18	54.00	-14.82	V	AVERAGE	Pass	Band Edge
	802.11b	01	4824.00	40.01	74.00	-33.99	H	PEAK	Pass	Harmonic
2	802.11b	06	-	-	-	-	-	-	-	Band Edge
	802.11b	06	7311.00	41.65	74.00	-32.35	H	PEAK	Pass	Harmonic
3	802.11b	11	2487.46	41.70	54.00	-12.30	V	AVERAGE	Pass	Band Edge
	802.11b	11	7386.00	41.74	74.00	-32.26	V	PEAK	Pass	Harmonic
4	802.11g	01	2389.95	45.62	54.00	-8.38	V	AVERAGE	Pass	Band Edge
	802.11g	01	4824.00	39.67	74.00	-34.33	V	PEAK	Pass	Harmonic
5	802.11g	06	-	-	-	-	-	-	-	Band Edge
	802.11g	06	7311.00	41.44	74.00	-32.56	V	PEAK	Pass	Harmonic
6	802.11g	11	2483.50	46.61	54.00	-7.39	V	AVERAGE	Pass	Band Edge
	802.11g	11	7386.00	40.99	74.00	-33.01	H	PEAK	Pass	Harmonic
7	802.11n HT20	01	2389.95	47.91	54.00	-6.09	V	AVERAGE	Pass	Band Edge
	802.11n HT20	01	4824.00	40.50	74.00	-33.50	V	PEAK	Pass	Harmonic
8	802.11n HT20	06	-	-	-	-	-	-	-	Band Edge
	802.11n HT20	06	7311.00	41.32	74.00	-32.68	V	PEAK	Pass	Harmonic
9	802.11n HT20	11	2483.56	46.31	54.00	-7.69	V	AVERAGE	Pass	Band Edge
	802.11n HT20	11	7386.00	41.27	74.00	-32.73	H	PEAK	Pass	Harmonic
10	802.11n HT40	03	2389.95	49.30	54.00	-4.70	V	AVERAGE	Pass	Band Edge
	802.11n HT40	03	7266.00	42.34	74.00	-31.66	V	PEAK	Pass	Harmonic
11	802.11n HT40	06	2483.50	43.80	54.00	-10.20	V	AVERAGE	Pass	Band Edge
	802.11n HT40	06	7311.00	41.68	74.00	-32.32	V	PEAK	Pass	Harmonic
12	802.11n HT40	09	2483.56	50.44	54.00	-3.56	V	AVERAGE	Pass	Band Edge
	802.11n HT40	09	4904.00	42.00	74.00	-32.00	V	PEAK	Pass	Harmonic
13	802.11n HT40	09	897.18	31.17	46	-14.83	V	PEAK	Pass	LF



		1																																																																											
Mode	Band Edge																																																																												
	2400-2483.5_802.11b_CH01_2412MHz																																																																												
Pol.	Horizontal		Fundamental																																																																										
Peak																																																																													
	<table border="1"> <thead> <tr> <th>Limit</th> <th>Read</th> <th>Ant</th> <th>Cable</th> <th>Preamp</th> <th>Aux</th> <th>APos</th> <th>TPos</th> </tr> <tr> <th>Freq</th> <th>Level</th> <th>Line</th> <th>Margin</th> <th>Level</th> <th>Factor</th> <th>Loss</th> <th>Factor</th> </tr> <tr> <th>MHz</th> <th>dBuV/m</th> <th>dBuV/m</th> <th>dB</th> <th>dBuV</th> <th>dB/m</th> <th>dB</th> <th>dB</th> </tr> </thead> <tbody> <tr> <td>1</td> <td>2368.11</td> <td>49.41</td> <td>74.00</td> <td>-24.59</td> <td>40.64</td> <td>32.26</td> <td>7.07</td> <td>36.56</td> <td>6.00</td> <td>258</td> <td>0</td> <td>PEAK</td> </tr> </tbody> </table>		Limit	Read	Ant	Cable	Preamp	Aux	APos	TPos	Freq	Level	Line	Margin	Level	Factor	Loss	Factor	MHz	dBuV/m	dBuV/m	dB	dBuV	dB/m	dB	dB	1	2368.11	49.41	74.00	-24.59	40.64	32.26	7.07	36.56	6.00	258	0	PEAK	<table border="1"> <thead> <tr> <th>Limit</th> <th>Read</th> <th>Ant</th> <th>Cable</th> <th>Preamp</th> <th>Aux</th> <th>APos</th> <th>TPos</th> </tr> <tr> <th>Freq</th> <th>Level</th> <th>Line</th> <th>Margin</th> <th>Level</th> <th>Factor</th> <th>Loss</th> <th>Factor</th> </tr> <tr> <th>MHz</th> <th>dBuV/m</th> <th>dBuV/m</th> <th>dB</th> <th>dBuV</th> <th>dB/m</th> <th>dB</th> <th>dB</th> </tr> </thead> <tbody> <tr> <td>1</td> <td>2412.00</td> <td>101.13</td> <td>74.00</td> <td>27.13</td> <td>92.22</td> <td>32.39</td> <td>7.14</td> <td>36.62</td> <td>6.00</td> <td>258</td> <td>0</td> <td>PEAK</td> </tr> </tbody> </table>		Limit	Read	Ant	Cable	Preamp	Aux	APos	TPos	Freq	Level	Line	Margin	Level	Factor	Loss	Factor	MHz	dBuV/m	dBuV/m	dB	dBuV	dB/m	dB	dB	1	2412.00	101.13	74.00	27.13	92.22	32.39	7.14	36.62	6.00	258	0
Limit	Read	Ant	Cable	Preamp	Aux	APos	TPos																																																																						
Freq	Level	Line	Margin	Level	Factor	Loss	Factor																																																																						
MHz	dBuV/m	dBuV/m	dB	dBuV	dB/m	dB	dB																																																																						
1	2368.11	49.41	74.00	-24.59	40.64	32.26	7.07	36.56	6.00	258	0	PEAK																																																																	
Limit	Read	Ant	Cable	Preamp	Aux	APos	TPos																																																																						
Freq	Level	Line	Margin	Level	Factor	Loss	Factor																																																																						
MHz	dBuV/m	dBuV/m	dB	dBuV	dB/m	dB	dB																																																																						
1	2412.00	101.13	74.00	27.13	92.22	32.39	7.14	36.62	6.00	258	0	PEAK																																																																	
Avg																																																																													
	<table border="1"> <thead> <tr> <th>Limit</th> <th>Read</th> <th>Ant</th> <th>Cable</th> <th>Preamp</th> <th>Aux</th> <th>APos</th> <th>TPos</th> </tr> <tr> <th>Freq</th> <th>Level</th> <th>Line</th> <th>Margin</th> <th>Level</th> <th>Factor</th> <th>Loss</th> <th>Factor</th> </tr> <tr> <th>MHz</th> <th>dBuV/m</th> <th>dBuV/m</th> <th>dB</th> <th>dBuV</th> <th>dB/m</th> <th>dB</th> <th>dB</th> </tr> </thead> <tbody> <tr> <td>1</td> <td>2389.43</td> <td>37.23</td> <td>54.00</td> <td>-16.77</td> <td>28.27</td> <td>32.38</td> <td>7.10</td> <td>36.52</td> <td>6.00</td> <td>258</td> <td>0</td> <td>AVERAGE</td> </tr> </tbody> </table>		Limit	Read	Ant	Cable	Preamp	Aux	APos	TPos	Freq	Level	Line	Margin	Level	Factor	Loss	Factor	MHz	dBuV/m	dBuV/m	dB	dBuV	dB/m	dB	dB	1	2389.43	37.23	54.00	-16.77	28.27	32.38	7.10	36.52	6.00	258	0	AVERAGE	<table border="1"> <thead> <tr> <th>Limit</th> <th>Read</th> <th>Ant</th> <th>Cable</th> <th>Preamp</th> <th>Aux</th> <th>APos</th> <th>TPos</th> </tr> <tr> <th>Freq</th> <th>Level</th> <th>Line</th> <th>Margin</th> <th>Level</th> <th>Factor</th> <th>Loss</th> <th>Factor</th> </tr> <tr> <th>MHz</th> <th>dBuV/m</th> <th>dBuV/m</th> <th>dB</th> <th>dBuV</th> <th>dB/m</th> <th>dB</th> <th>dB</th> </tr> </thead> <tbody> <tr> <td>1</td> <td>2412.00</td> <td>96.61</td> <td>54.00</td> <td>42.61</td> <td>87.70</td> <td>32.39</td> <td>7.14</td> <td>36.62</td> <td>6.00</td> <td>258</td> <td>0</td> <td>AVERAGE</td> </tr> </tbody> </table>		Limit	Read	Ant	Cable	Preamp	Aux	APos	TPos	Freq	Level	Line	Margin	Level	Factor	Loss	Factor	MHz	dBuV/m	dBuV/m	dB	dBuV	dB/m	dB	dB	1	2412.00	96.61	54.00	42.61	87.70	32.39	7.14	36.62	6.00	258	0
Limit	Read	Ant	Cable	Preamp	Aux	APos	TPos																																																																						
Freq	Level	Line	Margin	Level	Factor	Loss	Factor																																																																						
MHz	dBuV/m	dBuV/m	dB	dBuV	dB/m	dB	dB																																																																						
1	2389.43	37.23	54.00	-16.77	28.27	32.38	7.10	36.52	6.00	258	0	AVERAGE																																																																	
Limit	Read	Ant	Cable	Preamp	Aux	APos	TPos																																																																						
Freq	Level	Line	Margin	Level	Factor	Loss	Factor																																																																						
MHz	dBuV/m	dBuV/m	dB	dBuV	dB/m	dB	dB																																																																						
1	2412.00	96.61	54.00	42.61	87.70	32.39	7.14	36.62	6.00	258	0	AVERAGE																																																																	



Mode		1																																																																										
		Band Edge																																																																										
		2400-2483.5_802.11b_CH01_2412MHz																																																																										
Pol.	Vertical	Fundamental																																																																										
Peak	<p>Level (dBuV/m) vs Frequency (MHz) plot for Vertical polarization. The plot shows a peak at approximately 2412 MHz. A red horizontal line indicates the FCC PART 15C limit at approximately 74 dBuV/m.</p> <table border="1"> <thead> <tr> <th>Limit</th> <th>Read</th> <th>Ant</th> <th>Cable</th> <th>Preamp</th> <th>Aux</th> <th>APos</th> <th>TPos</th> </tr> <tr> <th>Freq</th> <th>Level</th> <th>Line</th> <th>Margin</th> <th>Level</th> <th>Factor</th> <th>Loss</th> <th>Factor</th> </tr> <tr> <th>MHz</th> <th>dBuV/m</th> <th>dBuV/m</th> <th>dB</th> <th>dBuV</th> <th>dB/m</th> <th>dB</th> <th>dB</th> </tr> </thead> <tbody> <tr> <td>1</td> <td>2353.94</td> <td>49.23</td> <td>74.00</td> <td>-24.77</td> <td>40.58</td> <td>32.19</td> <td>7.05</td> <td>36.59</td> <td>6.00</td> <td>343</td> <td>306</td> <td>PEAK</td> </tr> </tbody> </table>	Limit	Read	Ant	Cable	Preamp	Aux	APos	TPos	Freq	Level	Line	Margin	Level	Factor	Loss	Factor	MHz	dBuV/m	dBuV/m	dB	dBuV	dB/m	dB	dB	1	2353.94	49.23	74.00	-24.77	40.58	32.19	7.05	36.59	6.00	343	306	PEAK	<p>Level (dBuV/m) vs Frequency (MHz) plot for Fundamental polarization. The plot shows a sharp peak at 2412 MHz. A red horizontal line indicates the FCC PART 15C limit at approximately 74 dBuV/m.</p> <table border="1"> <thead> <tr> <th>Limit</th> <th>Read</th> <th>Ant</th> <th>Cable</th> <th>Preamp</th> <th>Aux</th> <th>APos</th> <th>TPos</th> </tr> <tr> <th>Freq</th> <th>Level</th> <th>Line</th> <th>Margin</th> <th>Level</th> <th>Factor</th> <th>Loss</th> <th>Factor</th> </tr> <tr> <th>MHz</th> <th>dBuV/m</th> <th>dBuV/m</th> <th>dB</th> <th>dBuV</th> <th>dB/m</th> <th>dB</th> <th>dB</th> </tr> </thead> <tbody> <tr> <td>1</td> <td>2412.00</td> <td>109.87</td> <td>74.00</td> <td>35.87</td> <td>100.96</td> <td>32.39</td> <td>7.14</td> <td>36.62</td> <td>6.00</td> <td>343</td> <td>306</td> <td>PEAK</td> </tr> </tbody> </table>	Limit	Read	Ant	Cable	Preamp	Aux	APos	TPos	Freq	Level	Line	Margin	Level	Factor	Loss	Factor	MHz	dBuV/m	dBuV/m	dB	dBuV	dB/m	dB	dB	1	2412.00	109.87	74.00	35.87	100.96	32.39	7.14	36.62	6.00	343	306	PEAK
	Limit	Read	Ant	Cable	Preamp	Aux	APos	TPos																																																																				
Freq	Level	Line	Margin	Level	Factor	Loss	Factor																																																																					
MHz	dBuV/m	dBuV/m	dB	dBuV	dB/m	dB	dB																																																																					
1	2353.94	49.23	74.00	-24.77	40.58	32.19	7.05	36.59	6.00	343	306	PEAK																																																																
Limit	Read	Ant	Cable	Preamp	Aux	APos	TPos																																																																					
Freq	Level	Line	Margin	Level	Factor	Loss	Factor																																																																					
MHz	dBuV/m	dBuV/m	dB	dBuV	dB/m	dB	dB																																																																					
1	2412.00	109.87	74.00	35.87	100.96	32.39	7.14	36.62	6.00	343	306	PEAK																																																																
Avg	<p>Level (dBuV/m) vs Frequency (MHz) plot for Vertical polarization showing the average spectrum. A red horizontal line indicates the FCC PART 15C (AVG) limit at approximately 54 dBuV/m.</p> <table border="1"> <thead> <tr> <th>Limit</th> <th>Read</th> <th>Ant</th> <th>Cable</th> <th>Preamp</th> <th>Aux</th> <th>APos</th> <th>TPos</th> </tr> <tr> <th>Freq</th> <th>Level</th> <th>Line</th> <th>Margin</th> <th>Level</th> <th>Factor</th> <th>Loss</th> <th>Factor</th> </tr> <tr> <th>MHz</th> <th>dBuV/m</th> <th>dBuV/m</th> <th>dB</th> <th>dBuV</th> <th>dB/m</th> <th>dB</th> <th>dB</th> </tr> </thead> <tbody> <tr> <td>1</td> <td>2389.69</td> <td>39.18</td> <td>54.00</td> <td>-14.82</td> <td>30.21</td> <td>32.38</td> <td>7.11</td> <td>36.52</td> <td>6.00</td> <td>343</td> <td>306</td> <td>AVERAGE</td> </tr> </tbody> </table>	Limit	Read	Ant	Cable	Preamp	Aux	APos	TPos	Freq	Level	Line	Margin	Level	Factor	Loss	Factor	MHz	dBuV/m	dBuV/m	dB	dBuV	dB/m	dB	dB	1	2389.69	39.18	54.00	-14.82	30.21	32.38	7.11	36.52	6.00	343	306	AVERAGE	<p>Level (dBuV/m) vs Frequency (MHz) plot for Fundamental polarization showing the average spectrum. A red horizontal line indicates the FCC PART 15C (AVG) limit at approximately 54 dBuV/m.</p> <table border="1"> <thead> <tr> <th>Limit</th> <th>Read</th> <th>Ant</th> <th>Cable</th> <th>Preamp</th> <th>Aux</th> <th>APos</th> <th>TPos</th> </tr> <tr> <th>Freq</th> <th>Level</th> <th>Line</th> <th>Margin</th> <th>Level</th> <th>Factor</th> <th>Loss</th> <th>Factor</th> </tr> <tr> <th>MHz</th> <th>dBuV/m</th> <th>dBuV/m</th> <th>dB</th> <th>dBuV</th> <th>dB/m</th> <th>dB</th> <th>dB</th> </tr> </thead> <tbody> <tr> <td>1</td> <td>2412.00</td> <td>105.24</td> <td>54.00</td> <td>51.24</td> <td>96.33</td> <td>32.39</td> <td>7.14</td> <td>36.62</td> <td>6.00</td> <td>343</td> <td>306</td> <td>AVERAGE</td> </tr> </tbody> </table>	Limit	Read	Ant	Cable	Preamp	Aux	APos	TPos	Freq	Level	Line	Margin	Level	Factor	Loss	Factor	MHz	dBuV/m	dBuV/m	dB	dBuV	dB/m	dB	dB	1	2412.00	105.24	54.00	51.24	96.33	32.39	7.14	36.62	6.00	343	306	AVERAGE
Limit	Read	Ant	Cable	Preamp	Aux	APos	TPos																																																																					
Freq	Level	Line	Margin	Level	Factor	Loss	Factor																																																																					
MHz	dBuV/m	dBuV/m	dB	dBuV	dB/m	dB	dB																																																																					
1	2389.69	39.18	54.00	-14.82	30.21	32.38	7.11	36.52	6.00	343	306	AVERAGE																																																																
Limit	Read	Ant	Cable	Preamp	Aux	APos	TPos																																																																					
Freq	Level	Line	Margin	Level	Factor	Loss	Factor																																																																					
MHz	dBuV/m	dBuV/m	dB	dBuV	dB/m	dB	dB																																																																					
1	2412.00	105.24	54.00	51.24	96.33	32.39	7.14	36.62	6.00	343	306	AVERAGE																																																																



Mode	1																																																																																	
	Harmonic																																																																																	
	2400-2483.5_802.11b_CH01_2412MHz																																																																																	
Pol.	Horizontal	Vertical																																																																																
Peak Avg	<table border="1"> <thead> <tr> <th>Limit</th> <th>Read</th> <th>Ant</th> <th>Cable</th> <th>Preamp</th> <th>Aux</th> <th>APos</th> <th>TPos</th> <th>Remark</th> </tr> <tr> <th>Freq</th> <th>Level</th> <th>Line</th> <th>Margin</th> <th>Level</th> <th>Factor</th> <th>Loss</th> <th>Factor</th> <th>Factor</th> </tr> <tr> <th>MHz</th> <th>dBuV/m</th> <th>dBuV/m</th> <th>dB</th> <th>dBuV</th> <th>dB/m</th> <th>dB</th> <th>dB</th> <th>dB</th> </tr> </thead> <tbody> <tr> <td>1</td> <td>4824.00</td> <td>40.01</td> <td>74.00</td> <td>-33.99</td> <td>61.04</td> <td>34.00</td> <td>10.23</td> <td>65.26</td> <td>0.00</td> <td>---</td> <td>---</td> <td>PEAK</td> </tr> </tbody> </table>	Limit	Read	Ant	Cable	Preamp	Aux	APos	TPos	Remark	Freq	Level	Line	Margin	Level	Factor	Loss	Factor	Factor	MHz	dBuV/m	dBuV/m	dB	dBuV	dB/m	dB	dB	dB	1	4824.00	40.01	74.00	-33.99	61.04	34.00	10.23	65.26	0.00	---	---	PEAK	<table border="1"> <thead> <tr> <th>Limit</th> <th>Read</th> <th>Ant</th> <th>Cable</th> <th>Preamp</th> <th>Aux</th> <th>APos</th> <th>TPos</th> <th>Remark</th> </tr> <tr> <th>Freq</th> <th>Level</th> <th>Line</th> <th>Margin</th> <th>Level</th> <th>Factor</th> <th>Loss</th> <th>Factor</th> <th>Factor</th> </tr> <tr> <th>MHz</th> <th>dBuV/m</th> <th>dBuV/m</th> <th>dB</th> <th>dBuV</th> <th>dB/m</th> <th>dB</th> <th>dB</th> <th>dB</th> </tr> </thead> <tbody> <tr> <td>1</td> <td>4824.00</td> <td>39.25</td> <td>74.00</td> <td>-34.75</td> <td>60.28</td> <td>34.00</td> <td>10.23</td> <td>65.26</td> <td>0.00</td> <td>---</td> <td>---</td> <td>PEAK</td> </tr> </tbody> </table>	Limit	Read	Ant	Cable	Preamp	Aux	APos	TPos	Remark	Freq	Level	Line	Margin	Level	Factor	Loss	Factor	Factor	MHz	dBuV/m	dBuV/m	dB	dBuV	dB/m	dB	dB	dB	1	4824.00	39.25	74.00	-34.75	60.28	34.00	10.23	65.26	0.00	---	---	PEAK
Limit	Read	Ant	Cable	Preamp	Aux	APos	TPos	Remark																																																																										
Freq	Level	Line	Margin	Level	Factor	Loss	Factor	Factor																																																																										
MHz	dBuV/m	dBuV/m	dB	dBuV	dB/m	dB	dB	dB																																																																										
1	4824.00	40.01	74.00	-33.99	61.04	34.00	10.23	65.26	0.00	---	---	PEAK																																																																						
Limit	Read	Ant	Cable	Preamp	Aux	APos	TPos	Remark																																																																										
Freq	Level	Line	Margin	Level	Factor	Loss	Factor	Factor																																																																										
MHz	dBuV/m	dBuV/m	dB	dBuV	dB/m	dB	dB	dB																																																																										
1	4824.00	39.25	74.00	-34.75	60.28	34.00	10.23	65.26	0.00	---	---	PEAK																																																																						



Mode	2																																																																																																											
	Harmonic																																																																																																											
	2400-2483.5_802.11b_CH06_2437MHz																																																																																																											
Pol.	Horizontal	Vertical																																																																																																										
Peak Avg	<table border="1"> <thead> <tr> <th>Limit</th> <th>Read</th> <th>Ant</th> <th>Cable</th> <th>Preamp</th> <th>Aux</th> <th>APos</th> <th>TPos</th> <th>Remark</th> </tr> <tr> <th>Freq</th> <th>Level</th> <th>Line</th> <th>Margin</th> <th>Level</th> <th>Factor</th> <th>Loss</th> <th>Factor</th> <th>Factor</th> </tr> <tr> <th>MHz</th> <th>dBuV/m</th> <th>dBuV/m</th> <th>dB</th> <th>dBuV</th> <th>dB/m</th> <th>dB</th> <th>dB</th> <th>dB</th> </tr> </thead> <tbody> <tr> <td>1</td> <td>4874.00</td> <td>40.33</td> <td>74.00</td> <td>-33.67</td> <td>61.32</td> <td>34.00</td> <td>10.29</td> <td>65.28</td> <td>0.00</td> <td>---</td> <td>---</td> <td>PEAK</td> </tr> <tr> <td>2</td> <td>7311.00</td> <td>41.65</td> <td>74.00</td> <td>-32.35</td> <td>59.86</td> <td>35.76</td> <td>12.72</td> <td>66.69</td> <td>0.00</td> <td>---</td> <td>---</td> <td>PEAK</td> </tr> </tbody> </table>	Limit	Read	Ant	Cable	Preamp	Aux	APos	TPos	Remark	Freq	Level	Line	Margin	Level	Factor	Loss	Factor	Factor	MHz	dBuV/m	dBuV/m	dB	dBuV	dB/m	dB	dB	dB	1	4874.00	40.33	74.00	-33.67	61.32	34.00	10.29	65.28	0.00	---	---	PEAK	2	7311.00	41.65	74.00	-32.35	59.86	35.76	12.72	66.69	0.00	---	---	PEAK	<table border="1"> <thead> <tr> <th>Limit</th> <th>Read</th> <th>Ant</th> <th>Cable</th> <th>Preamp</th> <th>Aux</th> <th>APos</th> <th>TPos</th> <th>Remark</th> </tr> <tr> <th>Freq</th> <th>Level</th> <th>Line</th> <th>Margin</th> <th>Level</th> <th>Factor</th> <th>Loss</th> <th>Factor</th> <th>Factor</th> </tr> <tr> <th>MHz</th> <th>dBuV/m</th> <th>dBuV/m</th> <th>dB</th> <th>dBuV</th> <th>dB/m</th> <th>dB</th> <th>dB</th> <th>dB</th> </tr> </thead> <tbody> <tr> <td>1</td> <td>4874.00</td> <td>40.41</td> <td>74.00</td> <td>-33.59</td> <td>61.40</td> <td>34.00</td> <td>10.29</td> <td>65.28</td> <td>0.00</td> <td>---</td> <td>---</td> <td>PEAK</td> </tr> <tr> <td>2</td> <td>7311.00</td> <td>41.20</td> <td>74.00</td> <td>-32.80</td> <td>59.41</td> <td>35.76</td> <td>12.72</td> <td>66.69</td> <td>0.00</td> <td>---</td> <td>---</td> <td>PEAK</td> </tr> </tbody> </table>	Limit	Read	Ant	Cable	Preamp	Aux	APos	TPos	Remark	Freq	Level	Line	Margin	Level	Factor	Loss	Factor	Factor	MHz	dBuV/m	dBuV/m	dB	dBuV	dB/m	dB	dB	dB	1	4874.00	40.41	74.00	-33.59	61.40	34.00	10.29	65.28	0.00	---	---	PEAK	2	7311.00	41.20	74.00	-32.80	59.41	35.76	12.72	66.69	0.00	---	---	PEAK
Limit	Read	Ant	Cable	Preamp	Aux	APos	TPos	Remark																																																																																																				
Freq	Level	Line	Margin	Level	Factor	Loss	Factor	Factor																																																																																																				
MHz	dBuV/m	dBuV/m	dB	dBuV	dB/m	dB	dB	dB																																																																																																				
1	4874.00	40.33	74.00	-33.67	61.32	34.00	10.29	65.28	0.00	---	---	PEAK																																																																																																
2	7311.00	41.65	74.00	-32.35	59.86	35.76	12.72	66.69	0.00	---	---	PEAK																																																																																																
Limit	Read	Ant	Cable	Preamp	Aux	APos	TPos	Remark																																																																																																				
Freq	Level	Line	Margin	Level	Factor	Loss	Factor	Factor																																																																																																				
MHz	dBuV/m	dBuV/m	dB	dBuV	dB/m	dB	dB	dB																																																																																																				
1	4874.00	40.41	74.00	-33.59	61.40	34.00	10.29	65.28	0.00	---	---	PEAK																																																																																																
2	7311.00	41.20	74.00	-32.80	59.41	35.76	12.72	66.69	0.00	---	---	PEAK																																																																																																



		3																																																																										
Mode		Band Edge																																																																										
		2400-2483.5_802.11b_CH11_2462MHz																																																																										
Pol.	Horizontal	Fundamental																																																																										
Peak	<table border="1"> <thead> <tr> <th>Limit</th> <th>Read</th> <th>Ant</th> <th>Cable</th> <th>Preamp</th> <th>Aux</th> <th>APos</th> <th>TPos</th> </tr> <tr> <th>Freq</th> <th>Level</th> <th>Line</th> <th>Margin</th> <th>Level</th> <th>Factor</th> <th>Loss</th> <th>Factor</th> </tr> <tr> <th>MHz</th> <th>dBuV/m</th> <th>dBuV/m</th> <th>dB</th> <th>dBuV</th> <th>dB/m</th> <th>dB</th> <th>dB</th> </tr> </thead> <tbody> <tr> <td>1</td> <td>2493.88</td> <td>49.68</td> <td>74.00</td> <td>-24.32</td> <td>41.19</td> <td>32.33</td> <td>7.27</td> <td>37.11</td> <td>6.00</td> <td>286</td> <td>360</td> <td>PEAK</td> </tr> </tbody> </table>	Limit	Read	Ant	Cable	Preamp	Aux	APos	TPos	Freq	Level	Line	Margin	Level	Factor	Loss	Factor	MHz	dBuV/m	dBuV/m	dB	dBuV	dB/m	dB	dB	1	2493.88	49.68	74.00	-24.32	41.19	32.33	7.27	37.11	6.00	286	360	PEAK	<table border="1"> <thead> <tr> <th>Limit</th> <th>Read</th> <th>Ant</th> <th>Cable</th> <th>Preamp</th> <th>Aux</th> <th>APos</th> <th>TPos</th> </tr> <tr> <th>Freq</th> <th>Level</th> <th>Line</th> <th>Margin</th> <th>Level</th> <th>Factor</th> <th>Loss</th> <th>Factor</th> </tr> <tr> <th>MHz</th> <th>dBuV/m</th> <th>dBuV/m</th> <th>dB</th> <th>dBuV</th> <th>dB/m</th> <th>dB</th> <th>dB</th> </tr> </thead> <tbody> <tr> <td>1</td> <td>2462.00</td> <td>99.71</td> <td>74.00</td> <td>25.71</td> <td>91.05</td> <td>32.36</td> <td>7.22</td> <td>36.92</td> <td>6.00</td> <td>286</td> <td>360</td> <td>PEAK</td> </tr> </tbody> </table>	Limit	Read	Ant	Cable	Preamp	Aux	APos	TPos	Freq	Level	Line	Margin	Level	Factor	Loss	Factor	MHz	dBuV/m	dBuV/m	dB	dBuV	dB/m	dB	dB	1	2462.00	99.71	74.00	25.71	91.05	32.36	7.22	36.92	6.00	286	360	PEAK
Limit	Read	Ant	Cable	Preamp	Aux	APos	TPos																																																																					
Freq	Level	Line	Margin	Level	Factor	Loss	Factor																																																																					
MHz	dBuV/m	dBuV/m	dB	dBuV	dB/m	dB	dB																																																																					
1	2493.88	49.68	74.00	-24.32	41.19	32.33	7.27	37.11	6.00	286	360	PEAK																																																																
Limit	Read	Ant	Cable	Preamp	Aux	APos	TPos																																																																					
Freq	Level	Line	Margin	Level	Factor	Loss	Factor																																																																					
MHz	dBuV/m	dBuV/m	dB	dBuV	dB/m	dB	dB																																																																					
1	2462.00	99.71	74.00	25.71	91.05	32.36	7.22	36.92	6.00	286	360	PEAK																																																																
Avg	<table border="1"> <thead> <tr> <th>Limit</th> <th>Read</th> <th>Ant</th> <th>Cable</th> <th>Preamp</th> <th>Aux</th> <th>APos</th> <th>TPos</th> </tr> <tr> <th>Freq</th> <th>Level</th> <th>Line</th> <th>Margin</th> <th>Level</th> <th>Factor</th> <th>Loss</th> <th>Factor</th> </tr> <tr> <th>MHz</th> <th>dBuV/m</th> <th>dBuV/m</th> <th>dB</th> <th>dBuV</th> <th>dB/m</th> <th>dB</th> <th>dB</th> </tr> </thead> <tbody> <tr> <td>1</td> <td>2487.46</td> <td>37.05</td> <td>54.00</td> <td>-16.95</td> <td>28.53</td> <td>32.34</td> <td>7.26</td> <td>37.08</td> <td>6.00</td> <td>286</td> <td>360</td> <td>AVERAGE</td> </tr> </tbody> </table>	Limit	Read	Ant	Cable	Preamp	Aux	APos	TPos	Freq	Level	Line	Margin	Level	Factor	Loss	Factor	MHz	dBuV/m	dBuV/m	dB	dBuV	dB/m	dB	dB	1	2487.46	37.05	54.00	-16.95	28.53	32.34	7.26	37.08	6.00	286	360	AVERAGE	<table border="1"> <thead> <tr> <th>Limit</th> <th>Read</th> <th>Ant</th> <th>Cable</th> <th>Preamp</th> <th>Aux</th> <th>APos</th> <th>TPos</th> </tr> <tr> <th>Freq</th> <th>Level</th> <th>Line</th> <th>Margin</th> <th>Level</th> <th>Factor</th> <th>Loss</th> <th>Factor</th> </tr> <tr> <th>MHz</th> <th>dBuV/m</th> <th>dBuV/m</th> <th>dB</th> <th>dBuV</th> <th>dB/m</th> <th>dB</th> <th>dB</th> </tr> </thead> <tbody> <tr> <td>1</td> <td>2462.00</td> <td>95.08</td> <td>54.00</td> <td>41.08</td> <td>86.42</td> <td>32.36</td> <td>7.22</td> <td>36.92</td> <td>6.00</td> <td>286</td> <td>360</td> <td>AVERAGE</td> </tr> </tbody> </table>	Limit	Read	Ant	Cable	Preamp	Aux	APos	TPos	Freq	Level	Line	Margin	Level	Factor	Loss	Factor	MHz	dBuV/m	dBuV/m	dB	dBuV	dB/m	dB	dB	1	2462.00	95.08	54.00	41.08	86.42	32.36	7.22	36.92	6.00	286	360	AVERAGE
Limit	Read	Ant	Cable	Preamp	Aux	APos	TPos																																																																					
Freq	Level	Line	Margin	Level	Factor	Loss	Factor																																																																					
MHz	dBuV/m	dBuV/m	dB	dBuV	dB/m	dB	dB																																																																					
1	2487.46	37.05	54.00	-16.95	28.53	32.34	7.26	37.08	6.00	286	360	AVERAGE																																																																
Limit	Read	Ant	Cable	Preamp	Aux	APos	TPos																																																																					
Freq	Level	Line	Margin	Level	Factor	Loss	Factor																																																																					
MHz	dBuV/m	dBuV/m	dB	dBuV	dB/m	dB	dB																																																																					
1	2462.00	95.08	54.00	41.08	86.42	32.36	7.22	36.92	6.00	286	360	AVERAGE																																																																



		3																																																																																																																																
Mode	Band Edge																																																																																																																																	
	2400-2483.5_802.11b_CH11_2462MHz																																																																																																																																	
Pol.	Vertical	Fundamental																																																																																																																																
Peak	<table border="1"> <thead> <tr> <th>Limit</th> <th>Read</th> <th>Ant</th> <th>Cable</th> <th>Preamp</th> <th>Aux</th> <th>APos</th> <th>TPos</th> </tr> <tr> <th>Freq</th> <th>Level</th> <th>Line</th> <th>Margin</th> <th>Level</th> <th>Factor</th> <th>Loss</th> <th>Factor</th> </tr> </thead> <tbody> <tr> <td>MHz</td> <td>dBuV/m</td> <td>dBuV/m</td> <td>dB</td> <td>dBuV</td> <td>dB/m</td> <td>dB</td> <td>dB</td> </tr> <tr> <td>cm</td> <td>deg</td> <td colspan="2"></td> <td colspan="2"></td> <td colspan="2"></td> </tr> <tr> <td>1</td> <td>2489.38</td> <td>52.37</td> <td>74.00</td> <td>-21.63</td> <td>43.85</td> <td>32.34</td> <td>7.27</td> </tr> <tr> <td></td> <td></td> <td></td> <td></td> <td></td> <td>37.09</td> <td>6.00</td> <td>300</td> </tr> <tr> <td></td> <td></td> <td></td> <td></td> <td></td> <td></td> <td></td> <td>47</td> </tr> <tr> <td></td> <td></td> <td></td> <td></td> <td></td> <td></td> <td></td> <td>PEAK</td> </tr> </tbody> </table>	Limit	Read	Ant	Cable	Preamp	Aux	APos	TPos	Freq	Level	Line	Margin	Level	Factor	Loss	Factor	MHz	dBuV/m	dBuV/m	dB	dBuV	dB/m	dB	dB	cm	deg							1	2489.38	52.37	74.00	-21.63	43.85	32.34	7.27						37.09	6.00	300								47								PEAK	<table border="1"> <thead> <tr> <th>Limit</th> <th>Read</th> <th>Ant</th> <th>Cable</th> <th>Preamp</th> <th>Aux</th> <th>APos</th> <th>TPos</th> </tr> <tr> <th>Freq</th> <th>Level</th> <th>Line</th> <th>Margin</th> <th>Level</th> <th>Factor</th> <th>Loss</th> <th>Factor</th> </tr> </thead> <tbody> <tr> <td>MHz</td> <td>dBuV/m</td> <td>dBuV/m</td> <td>dB</td> <td>dBuV</td> <td>dB/m</td> <td>dB</td> <td>dB</td> </tr> <tr> <td>cm</td> <td>deg</td> <td colspan="2"></td> <td colspan="2"></td> <td colspan="2"></td> </tr> <tr> <td>1</td> <td>2462.00</td> <td>110.55</td> <td>74.00</td> <td>36.55</td> <td>101.89</td> <td>32.36</td> <td>7.22</td> </tr> <tr> <td></td> <td></td> <td></td> <td></td> <td></td> <td>36.92</td> <td>6.00</td> <td>300</td> </tr> <tr> <td></td> <td></td> <td></td> <td></td> <td></td> <td></td> <td></td> <td>47</td> </tr> <tr> <td></td> <td></td> <td></td> <td></td> <td></td> <td></td> <td></td> <td>PEAK</td> </tr> </tbody> </table>	Limit	Read	Ant	Cable	Preamp	Aux	APos	TPos	Freq	Level	Line	Margin	Level	Factor	Loss	Factor	MHz	dBuV/m	dBuV/m	dB	dBuV	dB/m	dB	dB	cm	deg							1	2462.00	110.55	74.00	36.55	101.89	32.36	7.22						36.92	6.00	300								47								PEAK
	Limit	Read	Ant	Cable	Preamp	Aux	APos	TPos																																																																																																																										
Freq	Level	Line	Margin	Level	Factor	Loss	Factor																																																																																																																											
MHz	dBuV/m	dBuV/m	dB	dBuV	dB/m	dB	dB																																																																																																																											
cm	deg																																																																																																																																	
1	2489.38	52.37	74.00	-21.63	43.85	32.34	7.27																																																																																																																											
					37.09	6.00	300																																																																																																																											
							47																																																																																																																											
							PEAK																																																																																																																											
Limit	Read	Ant	Cable	Preamp	Aux	APos	TPos																																																																																																																											
Freq	Level	Line	Margin	Level	Factor	Loss	Factor																																																																																																																											
MHz	dBuV/m	dBuV/m	dB	dBuV	dB/m	dB	dB																																																																																																																											
cm	deg																																																																																																																																	
1	2462.00	110.55	74.00	36.55	101.89	32.36	7.22																																																																																																																											
					36.92	6.00	300																																																																																																																											
							47																																																																																																																											
							PEAK																																																																																																																											
Avg	<table border="1"> <thead> <tr> <th>Limit</th> <th>Read</th> <th>Ant</th> <th>Cable</th> <th>Preamp</th> <th>Aux</th> <th>APos</th> <th>TPos</th> </tr> <tr> <th>Freq</th> <th>Level</th> <th>Line</th> <th>Margin</th> <th>Level</th> <th>Factor</th> <th>Loss</th> <th>Factor</th> </tr> </thead> <tbody> <tr> <td>MHz</td> <td>dBuV/m</td> <td>dBuV/m</td> <td>dB</td> <td>dBuV</td> <td>dB/m</td> <td>dB</td> <td>dB</td> </tr> <tr> <td>cm</td> <td>deg</td> <td colspan="2"></td> <td colspan="2"></td> <td colspan="2"></td> </tr> <tr> <td>1</td> <td>2487.46</td> <td>41.70</td> <td>54.00</td> <td>-12.30</td> <td>33.18</td> <td>32.34</td> <td>7.26</td> </tr> <tr> <td></td> <td></td> <td></td> <td></td> <td></td> <td>37.08</td> <td>6.00</td> <td>300</td> </tr> <tr> <td></td> <td></td> <td></td> <td></td> <td></td> <td></td> <td></td> <td>47</td> </tr> <tr> <td></td> <td></td> <td></td> <td></td> <td></td> <td></td> <td></td> <td>AVERAGE</td> </tr> </tbody> </table>	Limit	Read	Ant	Cable	Preamp	Aux	APos	TPos	Freq	Level	Line	Margin	Level	Factor	Loss	Factor	MHz	dBuV/m	dBuV/m	dB	dBuV	dB/m	dB	dB	cm	deg							1	2487.46	41.70	54.00	-12.30	33.18	32.34	7.26						37.08	6.00	300								47								AVERAGE	<table border="1"> <thead> <tr> <th>Limit</th> <th>Read</th> <th>Ant</th> <th>Cable</th> <th>Preamp</th> <th>Aux</th> <th>APos</th> <th>TPos</th> </tr> <tr> <th>Freq</th> <th>Level</th> <th>Line</th> <th>Margin</th> <th>Level</th> <th>Factor</th> <th>Loss</th> <th>Factor</th> </tr> </thead> <tbody> <tr> <td>MHz</td> <td>dBuV/m</td> <td>dBuV/m</td> <td>dB</td> <td>dBuV</td> <td>dB/m</td> <td>dB</td> <td>dB</td> </tr> <tr> <td>cm</td> <td>deg</td> <td colspan="2"></td> <td colspan="2"></td> <td colspan="2"></td> </tr> <tr> <td>1</td> <td>2462.00</td> <td>105.95</td> <td>54.00</td> <td>51.95</td> <td>97.29</td> <td>32.36</td> <td>7.22</td> </tr> <tr> <td></td> <td></td> <td></td> <td></td> <td></td> <td>36.92</td> <td>6.00</td> <td>300</td> </tr> <tr> <td></td> <td></td> <td></td> <td></td> <td></td> <td></td> <td></td> <td>47</td> </tr> <tr> <td></td> <td></td> <td></td> <td></td> <td></td> <td></td> <td></td> <td>AVERAGE</td> </tr> </tbody> </table>	Limit	Read	Ant	Cable	Preamp	Aux	APos	TPos	Freq	Level	Line	Margin	Level	Factor	Loss	Factor	MHz	dBuV/m	dBuV/m	dB	dBuV	dB/m	dB	dB	cm	deg							1	2462.00	105.95	54.00	51.95	97.29	32.36	7.22						36.92	6.00	300								47								AVERAGE
Limit	Read	Ant	Cable	Preamp	Aux	APos	TPos																																																																																																																											
Freq	Level	Line	Margin	Level	Factor	Loss	Factor																																																																																																																											
MHz	dBuV/m	dBuV/m	dB	dBuV	dB/m	dB	dB																																																																																																																											
cm	deg																																																																																																																																	
1	2487.46	41.70	54.00	-12.30	33.18	32.34	7.26																																																																																																																											
					37.08	6.00	300																																																																																																																											
							47																																																																																																																											
							AVERAGE																																																																																																																											
Limit	Read	Ant	Cable	Preamp	Aux	APos	TPos																																																																																																																											
Freq	Level	Line	Margin	Level	Factor	Loss	Factor																																																																																																																											
MHz	dBuV/m	dBuV/m	dB	dBuV	dB/m	dB	dB																																																																																																																											
cm	deg																																																																																																																																	
1	2462.00	105.95	54.00	51.95	97.29	32.36	7.22																																																																																																																											
					36.92	6.00	300																																																																																																																											
							47																																																																																																																											
							AVERAGE																																																																																																																											



Mode	3																																																																																																											
	Harmonic																																																																																																											
	2400-2483.5_802.11b_CH11_2462MHz																																																																																																											
Pol.	Horizontal	Vertical																																																																																																										
Peak Avg	<table border="1"> <thead> <tr> <th>Limit</th> <th>Read</th> <th>Ant</th> <th>Cable</th> <th>Preamp</th> <th>Aux</th> <th>APos</th> <th>TPos</th> <th>Remark</th> </tr> <tr> <th>Freq</th> <th>Level</th> <th>Line</th> <th>Margin</th> <th>Level</th> <th>Factor</th> <th>Loss</th> <th>Factor</th> <th>Factor</th> </tr> <tr> <th>MHz</th> <th>dBuV/m</th> <th>dBuV/m</th> <th>dB</th> <th>dBuV</th> <th>dB/m</th> <th>dB</th> <th>dB</th> <th>dB</th> </tr> </thead> <tbody> <tr> <td>1</td> <td>4924.00</td> <td>40.51</td> <td>74.00</td> <td>-33.49</td> <td>61.46</td> <td>34.00</td> <td>10.35</td> <td>65.30</td> <td>0.00</td> <td>---</td> <td>---</td> <td>PEAK</td> </tr> <tr> <td>2</td> <td>7386.00</td> <td>41.25</td> <td>74.00</td> <td>-32.75</td> <td>59.68</td> <td>35.78</td> <td>12.73</td> <td>66.94</td> <td>0.00</td> <td>---</td> <td>---</td> <td>PEAK</td> </tr> </tbody> </table>	Limit	Read	Ant	Cable	Preamp	Aux	APos	TPos	Remark	Freq	Level	Line	Margin	Level	Factor	Loss	Factor	Factor	MHz	dBuV/m	dBuV/m	dB	dBuV	dB/m	dB	dB	dB	1	4924.00	40.51	74.00	-33.49	61.46	34.00	10.35	65.30	0.00	---	---	PEAK	2	7386.00	41.25	74.00	-32.75	59.68	35.78	12.73	66.94	0.00	---	---	PEAK	<table border="1"> <thead> <tr> <th>Limit</th> <th>Read</th> <th>Ant</th> <th>Cable</th> <th>Preamp</th> <th>Aux</th> <th>APos</th> <th>TPos</th> <th>Remark</th> </tr> <tr> <th>Freq</th> <th>Level</th> <th>Line</th> <th>Margin</th> <th>Level</th> <th>Factor</th> <th>Loss</th> <th>Factor</th> <th>Factor</th> </tr> <tr> <th>MHz</th> <th>dBuV/m</th> <th>dBuV/m</th> <th>dB</th> <th>dBuV</th> <th>dB/m</th> <th>dB</th> <th>dB</th> <th>dB</th> </tr> </thead> <tbody> <tr> <td>1</td> <td>4924.00</td> <td>40.76</td> <td>74.00</td> <td>-33.24</td> <td>61.71</td> <td>34.00</td> <td>10.35</td> <td>65.30</td> <td>0.00</td> <td>---</td> <td>---</td> <td>PEAK</td> </tr> <tr> <td>2</td> <td>7386.00</td> <td>41.74</td> <td>74.00</td> <td>-32.26</td> <td>60.17</td> <td>35.78</td> <td>12.73</td> <td>66.94</td> <td>0.00</td> <td>---</td> <td>---</td> <td>PEAK</td> </tr> </tbody> </table>	Limit	Read	Ant	Cable	Preamp	Aux	APos	TPos	Remark	Freq	Level	Line	Margin	Level	Factor	Loss	Factor	Factor	MHz	dBuV/m	dBuV/m	dB	dBuV	dB/m	dB	dB	dB	1	4924.00	40.76	74.00	-33.24	61.71	34.00	10.35	65.30	0.00	---	---	PEAK	2	7386.00	41.74	74.00	-32.26	60.17	35.78	12.73	66.94	0.00	---	---	PEAK
Limit	Read	Ant	Cable	Preamp	Aux	APos	TPos	Remark																																																																																																				
Freq	Level	Line	Margin	Level	Factor	Loss	Factor	Factor																																																																																																				
MHz	dBuV/m	dBuV/m	dB	dBuV	dB/m	dB	dB	dB																																																																																																				
1	4924.00	40.51	74.00	-33.49	61.46	34.00	10.35	65.30	0.00	---	---	PEAK																																																																																																
2	7386.00	41.25	74.00	-32.75	59.68	35.78	12.73	66.94	0.00	---	---	PEAK																																																																																																
Limit	Read	Ant	Cable	Preamp	Aux	APos	TPos	Remark																																																																																																				
Freq	Level	Line	Margin	Level	Factor	Loss	Factor	Factor																																																																																																				
MHz	dBuV/m	dBuV/m	dB	dBuV	dB/m	dB	dB	dB																																																																																																				
1	4924.00	40.76	74.00	-33.24	61.71	34.00	10.35	65.30	0.00	---	---	PEAK																																																																																																
2	7386.00	41.74	74.00	-32.26	60.17	35.78	12.73	66.94	0.00	---	---	PEAK																																																																																																



Mode		4																																																																										
		Band Edge																																																																										
		2400-2483.5_802.11g_CH01_2412MHz																																																																										
Pol.	Horizontal	Fundamental																																																																										
Peak	<table border="1"> <thead> <tr> <th>Limit</th> <th>Read</th> <th>Ant</th> <th>Cable</th> <th>Preamp</th> <th>Aux</th> <th>APos</th> <th>TPos</th> </tr> <tr> <th>Freq</th> <th>Level</th> <th>Line</th> <th>Margin</th> <th>Level</th> <th>Factor</th> <th>Loss</th> <th>Factor</th> </tr> <tr> <th>MHz</th> <th>dBuV/m</th> <th>dBuV/m</th> <th>dB</th> <th>dBuV</th> <th>dB/m</th> <th>dB</th> <th>dB</th> </tr> </thead> <tbody> <tr> <td>1</td> <td>2375.00</td> <td>49.84</td> <td>74.00</td> <td>-24.16</td> <td>41.01</td> <td>32.30</td> <td>7.00</td> <td>36.55</td> <td>6.00</td> <td>259</td> <td>0</td> <td>PEAK</td> </tr> </tbody> </table>	Limit	Read	Ant	Cable	Preamp	Aux	APos	TPos	Freq	Level	Line	Margin	Level	Factor	Loss	Factor	MHz	dBuV/m	dBuV/m	dB	dBuV	dB/m	dB	dB	1	2375.00	49.84	74.00	-24.16	41.01	32.30	7.00	36.55	6.00	259	0	PEAK	<table border="1"> <thead> <tr> <th>Limit</th> <th>Read</th> <th>Ant</th> <th>Cable</th> <th>Preamp</th> <th>Aux</th> <th>APos</th> <th>TPos</th> </tr> <tr> <th>Freq</th> <th>Level</th> <th>Line</th> <th>Margin</th> <th>Level</th> <th>Factor</th> <th>Loss</th> <th>Factor</th> </tr> <tr> <th>MHz</th> <th>dBuV/m</th> <th>dBuV/m</th> <th>dB</th> <th>dBuV</th> <th>dB/m</th> <th>dB</th> <th>dB</th> </tr> </thead> <tbody> <tr> <td>1</td> <td>2412.00</td> <td>101.64</td> <td>74.00</td> <td>27.64</td> <td>92.74</td> <td>32.39</td> <td>7.14</td> <td>36.63</td> <td>6.00</td> <td>259</td> <td>0</td> <td>PEAK</td> </tr> </tbody> </table>	Limit	Read	Ant	Cable	Preamp	Aux	APos	TPos	Freq	Level	Line	Margin	Level	Factor	Loss	Factor	MHz	dBuV/m	dBuV/m	dB	dBuV	dB/m	dB	dB	1	2412.00	101.64	74.00	27.64	92.74	32.39	7.14	36.63	6.00	259	0	PEAK
	Limit	Read	Ant	Cable	Preamp	Aux	APos	TPos																																																																				
Freq	Level	Line	Margin	Level	Factor	Loss	Factor																																																																					
MHz	dBuV/m	dBuV/m	dB	dBuV	dB/m	dB	dB																																																																					
1	2375.00	49.84	74.00	-24.16	41.01	32.30	7.00	36.55	6.00	259	0	PEAK																																																																
Limit	Read	Ant	Cable	Preamp	Aux	APos	TPos																																																																					
Freq	Level	Line	Margin	Level	Factor	Loss	Factor																																																																					
MHz	dBuV/m	dBuV/m	dB	dBuV	dB/m	dB	dB																																																																					
1	2412.00	101.64	74.00	27.64	92.74	32.39	7.14	36.63	6.00	259	0	PEAK																																																																
Avg	<table border="1"> <thead> <tr> <th>Limit</th> <th>Read</th> <th>Ant</th> <th>Cable</th> <th>Preamp</th> <th>Aux</th> <th>APos</th> <th>TPos</th> </tr> <tr> <th>Freq</th> <th>Level</th> <th>Line</th> <th>Margin</th> <th>Level</th> <th>Factor</th> <th>Loss</th> <th>Factor</th> </tr> <tr> <th>MHz</th> <th>dBuV/m</th> <th>dBuV/m</th> <th>dB</th> <th>dBuV</th> <th>dB/m</th> <th>dB</th> <th>dB</th> </tr> </thead> <tbody> <tr> <td>1</td> <td>2389.56</td> <td>37.36</td> <td>54.00</td> <td>-16.64</td> <td>28.40</td> <td>32.38</td> <td>7.10</td> <td>36.52</td> <td>6.00</td> <td>259</td> <td>0</td> <td>AVERAGE</td> </tr> </tbody> </table>	Limit	Read	Ant	Cable	Preamp	Aux	APos	TPos	Freq	Level	Line	Margin	Level	Factor	Loss	Factor	MHz	dBuV/m	dBuV/m	dB	dBuV	dB/m	dB	dB	1	2389.56	37.36	54.00	-16.64	28.40	32.38	7.10	36.52	6.00	259	0	AVERAGE	<table border="1"> <thead> <tr> <th>Limit</th> <th>Read</th> <th>Ant</th> <th>Cable</th> <th>Preamp</th> <th>Aux</th> <th>APos</th> <th>TPos</th> </tr> <tr> <th>Freq</th> <th>Level</th> <th>Line</th> <th>Margin</th> <th>Level</th> <th>Factor</th> <th>Loss</th> <th>Factor</th> </tr> <tr> <th>MHz</th> <th>dBuV/m</th> <th>dBuV/m</th> <th>dB</th> <th>dBuV</th> <th>dB/m</th> <th>dB</th> <th>dB</th> </tr> </thead> <tbody> <tr> <td>1</td> <td>2412.00</td> <td>92.66</td> <td>54.00</td> <td>38.66</td> <td>83.75</td> <td>32.39</td> <td>7.14</td> <td>36.62</td> <td>6.00</td> <td>259</td> <td>0</td> <td>AVERAGE</td> </tr> </tbody> </table>	Limit	Read	Ant	Cable	Preamp	Aux	APos	TPos	Freq	Level	Line	Margin	Level	Factor	Loss	Factor	MHz	dBuV/m	dBuV/m	dB	dBuV	dB/m	dB	dB	1	2412.00	92.66	54.00	38.66	83.75	32.39	7.14	36.62	6.00	259	0	AVERAGE
Limit	Read	Ant	Cable	Preamp	Aux	APos	TPos																																																																					
Freq	Level	Line	Margin	Level	Factor	Loss	Factor																																																																					
MHz	dBuV/m	dBuV/m	dB	dBuV	dB/m	dB	dB																																																																					
1	2389.56	37.36	54.00	-16.64	28.40	32.38	7.10	36.52	6.00	259	0	AVERAGE																																																																
Limit	Read	Ant	Cable	Preamp	Aux	APos	TPos																																																																					
Freq	Level	Line	Margin	Level	Factor	Loss	Factor																																																																					
MHz	dBuV/m	dBuV/m	dB	dBuV	dB/m	dB	dB																																																																					
1	2412.00	92.66	54.00	38.66	83.75	32.39	7.14	36.62	6.00	259	0	AVERAGE																																																																



Mode		4																																																																																		
		Band Edge																																																																																		
		2400-2483.5_802.11g_CH01_2412MHz																																																																																		
Pol.	Vertical		Fundamental																																																																																	
Peak	<table border="1"> <thead> <tr> <th>Limit</th> <th>Read</th> <th>Ant</th> <th>Cable</th> <th>Preamp</th> <th>Aux</th> <th>APos</th> <th>TPos</th> <th>Remark</th> </tr> <tr> <th>Freq</th> <th>Level</th> <th>Line</th> <th>Margin</th> <th>Level</th> <th>Factor</th> <th>Loss</th> <th>Factor</th> <th>Factor</th> </tr> <tr> <th>MHz</th> <th>dBuV/m</th> <th>dBuV/m</th> <th>dB</th> <th>dBuV</th> <th>dB/m</th> <th>dB</th> <th>dB</th> <th>cm</th> <th>deg</th> </tr> </thead> <tbody> <tr> <td>1</td> <td>2389.95</td> <td>57.59</td> <td>74.00</td> <td>-16.41</td> <td>48.62</td> <td>32.38</td> <td>7.11</td> <td>36.52</td> <td>6.00</td> <td>345</td> <td>308</td> <td>PEAK</td> </tr> </tbody> </table>	Limit	Read	Ant	Cable	Preamp	Aux	APos	TPos	Remark	Freq	Level	Line	Margin	Level	Factor	Loss	Factor	Factor	MHz	dBuV/m	dBuV/m	dB	dBuV	dB/m	dB	dB	cm	deg	1	2389.95	57.59	74.00	-16.41	48.62	32.38	7.11	36.52	6.00	345	308	PEAK	<table border="1"> <thead> <tr> <th>Limit</th> <th>Read</th> <th>Ant</th> <th>Cable</th> <th>Preamp</th> <th>Aux</th> <th>APos</th> <th>TPos</th> <th>Remark</th> </tr> <tr> <th>Freq</th> <th>Level</th> <th>Line</th> <th>Margin</th> <th>Level</th> <th>Factor</th> <th>Loss</th> <th>Factor</th> <th>Factor</th> </tr> <tr> <th>MHz</th> <th>dBuV/m</th> <th>dBuV/m</th> <th>dB</th> <th>dBuV</th> <th>dB/m</th> <th>dB</th> <th>dB</th> <th>cm</th> <th>deg</th> </tr> </thead> <tbody> <tr> <td>1</td> <td>2412.00</td> <td>110.25</td> <td>74.00</td> <td>36.25</td> <td>101.35</td> <td>32.39</td> <td>7.14</td> <td>36.63</td> <td>6.00</td> <td>345</td> <td>308</td> <td>PEAK</td> </tr> </tbody> </table>	Limit	Read	Ant	Cable	Preamp	Aux	APos	TPos	Remark	Freq	Level	Line	Margin	Level	Factor	Loss	Factor	Factor	MHz	dBuV/m	dBuV/m	dB	dBuV	dB/m	dB	dB	cm	deg	1	2412.00	110.25	74.00	36.25	101.35	32.39	7.14	36.63	6.00	345	308	PEAK
	Limit	Read	Ant	Cable	Preamp	Aux	APos	TPos	Remark																																																																											
Freq	Level	Line	Margin	Level	Factor	Loss	Factor	Factor																																																																												
MHz	dBuV/m	dBuV/m	dB	dBuV	dB/m	dB	dB	cm	deg																																																																											
1	2389.95	57.59	74.00	-16.41	48.62	32.38	7.11	36.52	6.00	345	308	PEAK																																																																								
Limit	Read	Ant	Cable	Preamp	Aux	APos	TPos	Remark																																																																												
Freq	Level	Line	Margin	Level	Factor	Loss	Factor	Factor																																																																												
MHz	dBuV/m	dBuV/m	dB	dBuV	dB/m	dB	dB	cm	deg																																																																											
1	2412.00	110.25	74.00	36.25	101.35	32.39	7.14	36.63	6.00	345	308	PEAK																																																																								
Avg	<table border="1"> <thead> <tr> <th>Limit</th> <th>Read</th> <th>Ant</th> <th>Cable</th> <th>Preamp</th> <th>Aux</th> <th>APos</th> <th>TPos</th> <th>Remark</th> </tr> <tr> <th>Freq</th> <th>Level</th> <th>Line</th> <th>Margin</th> <th>Level</th> <th>Factor</th> <th>Loss</th> <th>Factor</th> <th>Factor</th> </tr> <tr> <th>MHz</th> <th>dBuV/m</th> <th>dBuV/m</th> <th>dB</th> <th>dBuV</th> <th>dB/m</th> <th>dB</th> <th>dB</th> <th>cm</th> <th>deg</th> </tr> </thead> <tbody> <tr> <td>1</td> <td>2389.95</td> <td>45.62</td> <td>54.00</td> <td>-8.38</td> <td>36.65</td> <td>32.38</td> <td>7.11</td> <td>36.52</td> <td>6.00</td> <td>345</td> <td>308</td> <td>AVERAGE</td> </tr> </tbody> </table>	Limit	Read	Ant	Cable	Preamp	Aux	APos	TPos	Remark	Freq	Level	Line	Margin	Level	Factor	Loss	Factor	Factor	MHz	dBuV/m	dBuV/m	dB	dBuV	dB/m	dB	dB	cm	deg	1	2389.95	45.62	54.00	-8.38	36.65	32.38	7.11	36.52	6.00	345	308	AVERAGE	<table border="1"> <thead> <tr> <th>Limit</th> <th>Read</th> <th>Ant</th> <th>Cable</th> <th>Preamp</th> <th>Aux</th> <th>APos</th> <th>TPos</th> <th>Remark</th> </tr> <tr> <th>Freq</th> <th>Level</th> <th>Line</th> <th>Margin</th> <th>Level</th> <th>Factor</th> <th>Loss</th> <th>Factor</th> <th>Factor</th> </tr> <tr> <th>MHz</th> <th>dBuV/m</th> <th>dBuV/m</th> <th>dB</th> <th>dBuV</th> <th>dB/m</th> <th>dB</th> <th>dB</th> <th>cm</th> <th>deg</th> </tr> </thead> <tbody> <tr> <td>1</td> <td>2412.00</td> <td>101.28</td> <td>54.00</td> <td>47.28</td> <td>92.36</td> <td>32.39</td> <td>7.14</td> <td>36.61</td> <td>6.00</td> <td>345</td> <td>308</td> <td>AVERAGE</td> </tr> </tbody> </table>	Limit	Read	Ant	Cable	Preamp	Aux	APos	TPos	Remark	Freq	Level	Line	Margin	Level	Factor	Loss	Factor	Factor	MHz	dBuV/m	dBuV/m	dB	dBuV	dB/m	dB	dB	cm	deg	1	2412.00	101.28	54.00	47.28	92.36	32.39	7.14	36.61	6.00	345	308	AVERAGE
Limit	Read	Ant	Cable	Preamp	Aux	APos	TPos	Remark																																																																												
Freq	Level	Line	Margin	Level	Factor	Loss	Factor	Factor																																																																												
MHz	dBuV/m	dBuV/m	dB	dBuV	dB/m	dB	dB	cm	deg																																																																											
1	2389.95	45.62	54.00	-8.38	36.65	32.38	7.11	36.52	6.00	345	308	AVERAGE																																																																								
Limit	Read	Ant	Cable	Preamp	Aux	APos	TPos	Remark																																																																												
Freq	Level	Line	Margin	Level	Factor	Loss	Factor	Factor																																																																												
MHz	dBuV/m	dBuV/m	dB	dBuV	dB/m	dB	dB	cm	deg																																																																											
1	2412.00	101.28	54.00	47.28	92.36	32.39	7.14	36.61	6.00	345	308	AVERAGE																																																																								



Mode	4																																																																																	
	Harmonic																																																																																	
	2400-2483.5_802.11g_CH01_2412MHz																																																																																	
Pol.	Horizontal	Vertical																																																																																
Peak Avg	<table border="1"> <thead> <tr> <th>Limit</th> <th>Read</th> <th>Ant</th> <th>Cable</th> <th>Preamp</th> <th>Aux</th> <th>APos</th> <th>TPos</th> <th>Remark</th> </tr> <tr> <th>Freq</th> <th>Level</th> <th>Line</th> <th>Margin</th> <th>Level</th> <th>Factor</th> <th>Loss</th> <th>Factor</th> <th>Factor</th> </tr> <tr> <th>MHz</th> <th>dBuV/m</th> <th>dBuV/m</th> <th>dB</th> <th>dBuV</th> <th>dB/m</th> <th>dB</th> <th>dB</th> <th>dB</th> </tr> </thead> <tbody> <tr> <td>1</td> <td>4824.00</td> <td>39.62</td> <td>74.00</td> <td>-34.38</td> <td>60.65</td> <td>34.00</td> <td>10.23</td> <td>65.26</td> <td>0.00</td> <td>---</td> <td>---</td> <td>PEAK</td> </tr> </tbody> </table>	Limit	Read	Ant	Cable	Preamp	Aux	APos	TPos	Remark	Freq	Level	Line	Margin	Level	Factor	Loss	Factor	Factor	MHz	dBuV/m	dBuV/m	dB	dBuV	dB/m	dB	dB	dB	1	4824.00	39.62	74.00	-34.38	60.65	34.00	10.23	65.26	0.00	---	---	PEAK	<table border="1"> <thead> <tr> <th>Limit</th> <th>Read</th> <th>Ant</th> <th>Cable</th> <th>Preamp</th> <th>Aux</th> <th>APos</th> <th>TPos</th> <th>Remark</th> </tr> <tr> <th>Freq</th> <th>Level</th> <th>Line</th> <th>Margin</th> <th>Level</th> <th>Factor</th> <th>Loss</th> <th>Factor</th> <th>Factor</th> </tr> <tr> <th>MHz</th> <th>dBuV/m</th> <th>dBuV/m</th> <th>dB</th> <th>dBuV</th> <th>dB/m</th> <th>dB</th> <th>dB</th> <th>dB</th> </tr> </thead> <tbody> <tr> <td>1</td> <td>4824.00</td> <td>39.67</td> <td>74.00</td> <td>-34.33</td> <td>60.70</td> <td>34.00</td> <td>10.23</td> <td>65.26</td> <td>0.00</td> <td>---</td> <td>---</td> <td>PEAK</td> </tr> </tbody> </table>	Limit	Read	Ant	Cable	Preamp	Aux	APos	TPos	Remark	Freq	Level	Line	Margin	Level	Factor	Loss	Factor	Factor	MHz	dBuV/m	dBuV/m	dB	dBuV	dB/m	dB	dB	dB	1	4824.00	39.67	74.00	-34.33	60.70	34.00	10.23	65.26	0.00	---	---	PEAK
Limit	Read	Ant	Cable	Preamp	Aux	APos	TPos	Remark																																																																										
Freq	Level	Line	Margin	Level	Factor	Loss	Factor	Factor																																																																										
MHz	dBuV/m	dBuV/m	dB	dBuV	dB/m	dB	dB	dB																																																																										
1	4824.00	39.62	74.00	-34.38	60.65	34.00	10.23	65.26	0.00	---	---	PEAK																																																																						
Limit	Read	Ant	Cable	Preamp	Aux	APos	TPos	Remark																																																																										
Freq	Level	Line	Margin	Level	Factor	Loss	Factor	Factor																																																																										
MHz	dBuV/m	dBuV/m	dB	dBuV	dB/m	dB	dB	dB																																																																										
1	4824.00	39.67	74.00	-34.33	60.70	34.00	10.23	65.26	0.00	---	---	PEAK																																																																						

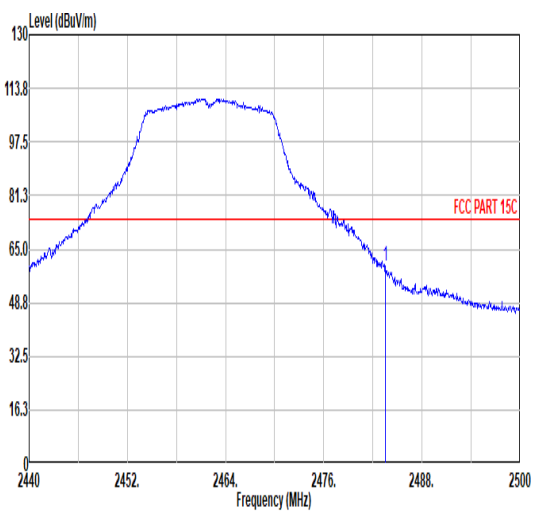
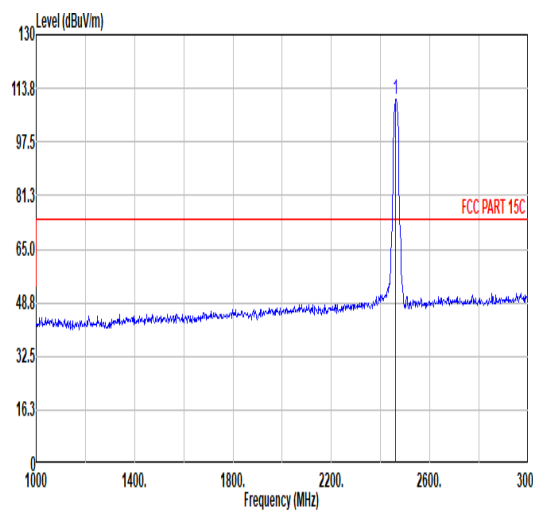
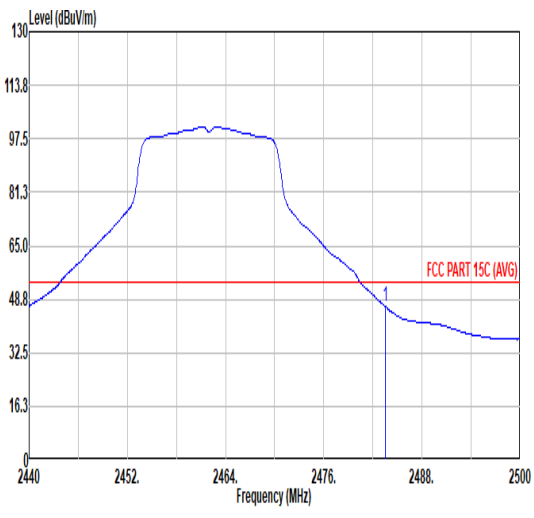
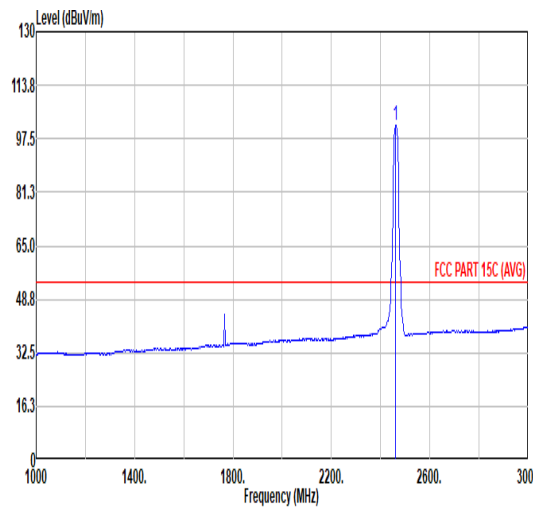


Mode	5																																																																																																															
	Harmonic																																																																																																															
	2400-2483.5_802.11g_CH06_2437MHz																																																																																																															
Pol.	Horizontal	Vertical																																																																																																														
Peak Avg	<table border="1"> <thead> <tr> <th>Limit</th> <th>Read</th> <th>Ant</th> <th>Cable</th> <th>Preamp</th> <th>Aux</th> <th>APos</th> <th>TPos</th> <th>Remark</th> </tr> <tr> <th>Freq</th> <th>Level</th> <th>Line</th> <th>Margin</th> <th>Level</th> <th>Factor</th> <th>Loss</th> <th>Factor</th> <th>Factor</th> </tr> <tr> <th>MHz</th> <th>dBuV/m</th> <th>dBuV/m</th> <th>dB</th> <th>dBuV</th> <th>dB/m</th> <th>dB</th> <th>dB</th> <th>dB</th> <th>cm</th> <th>deg</th> </tr> </thead> <tbody> <tr> <td>1</td> <td>4874.00</td> <td>40.32</td> <td>74.00</td> <td>-33.68</td> <td>61.31</td> <td>34.00</td> <td>10.29</td> <td>65.28</td> <td>0.00</td> <td>---</td> <td>---</td> <td>PEAK</td> </tr> <tr> <td>2</td> <td>7311.00</td> <td>40.83</td> <td>74.00</td> <td>-33.17</td> <td>59.04</td> <td>35.76</td> <td>12.72</td> <td>66.69</td> <td>0.00</td> <td>---</td> <td>---</td> <td>PEAK</td> </tr> </tbody> </table>	Limit	Read	Ant	Cable	Preamp	Aux	APos	TPos	Remark	Freq	Level	Line	Margin	Level	Factor	Loss	Factor	Factor	MHz	dBuV/m	dBuV/m	dB	dBuV	dB/m	dB	dB	dB	cm	deg	1	4874.00	40.32	74.00	-33.68	61.31	34.00	10.29	65.28	0.00	---	---	PEAK	2	7311.00	40.83	74.00	-33.17	59.04	35.76	12.72	66.69	0.00	---	---	PEAK	<table border="1"> <thead> <tr> <th>Limit</th> <th>Read</th> <th>Ant</th> <th>Cable</th> <th>Preamp</th> <th>Aux</th> <th>APos</th> <th>TPos</th> <th>Remark</th> </tr> <tr> <th>Freq</th> <th>Level</th> <th>Line</th> <th>Margin</th> <th>Level</th> <th>Factor</th> <th>Loss</th> <th>Factor</th> <th>Factor</th> </tr> <tr> <th>MHz</th> <th>dBuV/m</th> <th>dBuV/m</th> <th>dB</th> <th>dBuV</th> <th>dB/m</th> <th>dB</th> <th>dB</th> <th>dB</th> <th>cm</th> <th>deg</th> </tr> </thead> <tbody> <tr> <td>1</td> <td>4874.00</td> <td>40.11</td> <td>74.00</td> <td>-33.89</td> <td>61.10</td> <td>34.00</td> <td>10.29</td> <td>65.28</td> <td>0.00</td> <td>---</td> <td>---</td> <td>PEAK</td> </tr> <tr> <td>2</td> <td>7311.00</td> <td>41.44</td> <td>74.00</td> <td>-32.56</td> <td>59.65</td> <td>35.76</td> <td>12.72</td> <td>66.69</td> <td>0.00</td> <td>---</td> <td>---</td> <td>PEAK</td> </tr> </tbody> </table>	Limit	Read	Ant	Cable	Preamp	Aux	APos	TPos	Remark	Freq	Level	Line	Margin	Level	Factor	Loss	Factor	Factor	MHz	dBuV/m	dBuV/m	dB	dBuV	dB/m	dB	dB	dB	cm	deg	1	4874.00	40.11	74.00	-33.89	61.10	34.00	10.29	65.28	0.00	---	---	PEAK	2	7311.00	41.44	74.00	-32.56	59.65	35.76	12.72	66.69	0.00	---	---	PEAK
Limit	Read	Ant	Cable	Preamp	Aux	APos	TPos	Remark																																																																																																								
Freq	Level	Line	Margin	Level	Factor	Loss	Factor	Factor																																																																																																								
MHz	dBuV/m	dBuV/m	dB	dBuV	dB/m	dB	dB	dB	cm	deg																																																																																																						
1	4874.00	40.32	74.00	-33.68	61.31	34.00	10.29	65.28	0.00	---	---	PEAK																																																																																																				
2	7311.00	40.83	74.00	-33.17	59.04	35.76	12.72	66.69	0.00	---	---	PEAK																																																																																																				
Limit	Read	Ant	Cable	Preamp	Aux	APos	TPos	Remark																																																																																																								
Freq	Level	Line	Margin	Level	Factor	Loss	Factor	Factor																																																																																																								
MHz	dBuV/m	dBuV/m	dB	dBuV	dB/m	dB	dB	dB	cm	deg																																																																																																						
1	4874.00	40.11	74.00	-33.89	61.10	34.00	10.29	65.28	0.00	---	---	PEAK																																																																																																				
2	7311.00	41.44	74.00	-32.56	59.65	35.76	12.72	66.69	0.00	---	---	PEAK																																																																																																				



Mode		6																																																																										
		Band Edge																																																																										
		2400-2483.5_802.11g_CH11_2462MHz																																																																										
Pol.	Horizontal		Fundamental																																																																									
Peak	<table border="1"> <thead> <tr> <th>Limit</th> <th>Read</th> <th>Ant</th> <th>Cable</th> <th>Preamp</th> <th>Aux</th> <th>APos</th> <th>TPos</th> </tr> <tr> <th>Freq</th> <th>Level</th> <th>Line</th> <th>Margin</th> <th>Level</th> <th>Factor</th> <th>Loss</th> <th>Factor</th> </tr> <tr> <th>MHz</th> <th>dBuV/m</th> <th>dBuV/m</th> <th>dB</th> <th>dBuV</th> <th>dB/m</th> <th>dB</th> <th>dB</th> </tr> </thead> <tbody> <tr> <td>1</td> <td>2483.50</td> <td>52.27</td> <td>74.00</td> <td>-21.73</td> <td>43.72</td> <td>32.34</td> <td>7.26</td> <td>37.05</td> <td>6.00</td> <td>300</td> <td>226</td> <td>PEAK</td> </tr> </tbody> </table>	Limit	Read	Ant	Cable	Preamp	Aux	APos	TPos	Freq	Level	Line	Margin	Level	Factor	Loss	Factor	MHz	dBuV/m	dBuV/m	dB	dBuV	dB/m	dB	dB	1	2483.50	52.27	74.00	-21.73	43.72	32.34	7.26	37.05	6.00	300	226	PEAK	<table border="1"> <thead> <tr> <th>Limit</th> <th>Read</th> <th>Ant</th> <th>Cable</th> <th>Preamp</th> <th>Aux</th> <th>APos</th> <th>TPos</th> </tr> <tr> <th>Freq</th> <th>Level</th> <th>Line</th> <th>Margin</th> <th>Level</th> <th>Factor</th> <th>Loss</th> <th>Factor</th> </tr> <tr> <th>MHz</th> <th>dBuV/m</th> <th>dBuV/m</th> <th>dB</th> <th>dBuV</th> <th>dB/m</th> <th>dB</th> <th>dB</th> </tr> </thead> <tbody> <tr> <td>1</td> <td>2462.00</td> <td>100.68</td> <td>74.00</td> <td>26.68</td> <td>92.04</td> <td>32.35</td> <td>7.22</td> <td>36.93</td> <td>6.00</td> <td>300</td> <td>226</td> <td>PEAK</td> </tr> </tbody> </table>	Limit	Read	Ant	Cable	Preamp	Aux	APos	TPos	Freq	Level	Line	Margin	Level	Factor	Loss	Factor	MHz	dBuV/m	dBuV/m	dB	dBuV	dB/m	dB	dB	1	2462.00	100.68	74.00	26.68	92.04	32.35	7.22	36.93	6.00	300	226	PEAK
	Limit	Read	Ant	Cable	Preamp	Aux	APos	TPos																																																																				
Freq	Level	Line	Margin	Level	Factor	Loss	Factor																																																																					
MHz	dBuV/m	dBuV/m	dB	dBuV	dB/m	dB	dB																																																																					
1	2483.50	52.27	74.00	-21.73	43.72	32.34	7.26	37.05	6.00	300	226	PEAK																																																																
Limit	Read	Ant	Cable	Preamp	Aux	APos	TPos																																																																					
Freq	Level	Line	Margin	Level	Factor	Loss	Factor																																																																					
MHz	dBuV/m	dBuV/m	dB	dBuV	dB/m	dB	dB																																																																					
1	2462.00	100.68	74.00	26.68	92.04	32.35	7.22	36.93	6.00	300	226	PEAK																																																																
Avg	<table border="1"> <thead> <tr> <th>Limit</th> <th>Read</th> <th>Ant</th> <th>Cable</th> <th>Preamp</th> <th>Aux</th> <th>APos</th> <th>TPos</th> </tr> <tr> <th>Freq</th> <th>Level</th> <th>Line</th> <th>Margin</th> <th>Level</th> <th>Factor</th> <th>Loss</th> <th>Factor</th> </tr> <tr> <th>MHz</th> <th>dBuV/m</th> <th>dBuV/m</th> <th>dB</th> <th>dBuV</th> <th>dB/m</th> <th>dB</th> <th>dB</th> </tr> </thead> <tbody> <tr> <td>1</td> <td>2483.50</td> <td>40.91</td> <td>54.00</td> <td>-13.09</td> <td>32.36</td> <td>32.34</td> <td>7.26</td> <td>37.05</td> <td>6.00</td> <td>300</td> <td>226</td> <td>AVERAGE</td> </tr> </tbody> </table>	Limit	Read	Ant	Cable	Preamp	Aux	APos	TPos	Freq	Level	Line	Margin	Level	Factor	Loss	Factor	MHz	dBuV/m	dBuV/m	dB	dBuV	dB/m	dB	dB	1	2483.50	40.91	54.00	-13.09	32.36	32.34	7.26	37.05	6.00	300	226	AVERAGE	<table border="1"> <thead> <tr> <th>Limit</th> <th>Read</th> <th>Ant</th> <th>Cable</th> <th>Preamp</th> <th>Aux</th> <th>APos</th> <th>TPos</th> </tr> <tr> <th>Freq</th> <th>Level</th> <th>Line</th> <th>Margin</th> <th>Level</th> <th>Factor</th> <th>Loss</th> <th>Factor</th> </tr> <tr> <th>MHz</th> <th>dBuV/m</th> <th>dBuV/m</th> <th>dB</th> <th>dBuV</th> <th>dB/m</th> <th>dB</th> <th>dB</th> </tr> </thead> <tbody> <tr> <td>1</td> <td>2462.00</td> <td>91.39</td> <td>54.00</td> <td>37.39</td> <td>82.73</td> <td>32.36</td> <td>7.22</td> <td>36.92</td> <td>6.00</td> <td>300</td> <td>226</td> <td>AVERAGE</td> </tr> </tbody> </table>	Limit	Read	Ant	Cable	Preamp	Aux	APos	TPos	Freq	Level	Line	Margin	Level	Factor	Loss	Factor	MHz	dBuV/m	dBuV/m	dB	dBuV	dB/m	dB	dB	1	2462.00	91.39	54.00	37.39	82.73	32.36	7.22	36.92	6.00	300	226	AVERAGE
Limit	Read	Ant	Cable	Preamp	Aux	APos	TPos																																																																					
Freq	Level	Line	Margin	Level	Factor	Loss	Factor																																																																					
MHz	dBuV/m	dBuV/m	dB	dBuV	dB/m	dB	dB																																																																					
1	2483.50	40.91	54.00	-13.09	32.36	32.34	7.26	37.05	6.00	300	226	AVERAGE																																																																
Limit	Read	Ant	Cable	Preamp	Aux	APos	TPos																																																																					
Freq	Level	Line	Margin	Level	Factor	Loss	Factor																																																																					
MHz	dBuV/m	dBuV/m	dB	dBuV	dB/m	dB	dB																																																																					
1	2462.00	91.39	54.00	37.39	82.73	32.36	7.22	36.92	6.00	300	226	AVERAGE																																																																



Mode		6																																																																										
		Band Edge																																																																										
		2400-2483.5_802.11g_CH11_2462MHz																																																																										
Pol.	Vertical	Fundamental																																																																										
Peak	 <p>Level (dBuV/m) vs Frequency (MHz) for Vertical polarization. The plot shows a broad signal between 2440 and 2500 MHz. A red horizontal line indicates the FCC PART 15C limit at approximately 74 dBuV/m.</p> <table border="1"> <thead> <tr> <th>Limit</th> <th>Read</th> <th>Ant</th> <th>Cable</th> <th>Preamp</th> <th>Aux</th> <th>APos</th> <th>TPos</th> </tr> <tr> <th>Freq</th> <th>Level</th> <th>Line</th> <th>Margin</th> <th>Level</th> <th>Factor</th> <th>Loss</th> <th>Factor</th> </tr> <tr> <th>MHz</th> <th>dBuV/m</th> <th>dBuV/m</th> <th>dB</th> <th>dBuV</th> <th>dB/m</th> <th>dB</th> <th>dB</th> </tr> </thead> <tbody> <tr> <td>1</td> <td>2483.56</td> <td>59.78</td> <td>74.00</td> <td>-14.22</td> <td>51.23</td> <td>32.34</td> <td>7.26</td> <td>37.05</td> <td>6.00</td> <td>300</td> <td>43</td> <td>PEAK</td> </tr> </tbody> </table>	Limit	Read	Ant	Cable	Preamp	Aux	APos	TPos	Freq	Level	Line	Margin	Level	Factor	Loss	Factor	MHz	dBuV/m	dBuV/m	dB	dBuV	dB/m	dB	dB	1	2483.56	59.78	74.00	-14.22	51.23	32.34	7.26	37.05	6.00	300	43	PEAK	 <p>Level (dBuV/m) vs Frequency (MHz) for Fundamental polarization. The plot shows a sharp peak at 2462 MHz. A red horizontal line indicates the FCC PART 15C limit at approximately 74 dBuV/m.</p> <table border="1"> <thead> <tr> <th>Limit</th> <th>Read</th> <th>Ant</th> <th>Cable</th> <th>Preamp</th> <th>Aux</th> <th>APos</th> <th>TPos</th> </tr> <tr> <th>Freq</th> <th>Level</th> <th>Line</th> <th>Margin</th> <th>Level</th> <th>Factor</th> <th>Loss</th> <th>Factor</th> </tr> <tr> <th>MHz</th> <th>dBuV/m</th> <th>dBuV/m</th> <th>dB</th> <th>dBuV</th> <th>dB/m</th> <th>dB</th> <th>dB</th> </tr> </thead> <tbody> <tr> <td>1</td> <td>2462.00</td> <td>110.39</td> <td>74.00</td> <td>36.39</td> <td>101.73</td> <td>32.36</td> <td>7.22</td> <td>36.92</td> <td>6.00</td> <td>300</td> <td>43</td> <td>PEAK</td> </tr> </tbody> </table>	Limit	Read	Ant	Cable	Preamp	Aux	APos	TPos	Freq	Level	Line	Margin	Level	Factor	Loss	Factor	MHz	dBuV/m	dBuV/m	dB	dBuV	dB/m	dB	dB	1	2462.00	110.39	74.00	36.39	101.73	32.36	7.22	36.92	6.00	300	43	PEAK
	Limit	Read	Ant	Cable	Preamp	Aux	APos	TPos																																																																				
Freq	Level	Line	Margin	Level	Factor	Loss	Factor																																																																					
MHz	dBuV/m	dBuV/m	dB	dBuV	dB/m	dB	dB																																																																					
1	2483.56	59.78	74.00	-14.22	51.23	32.34	7.26	37.05	6.00	300	43	PEAK																																																																
Limit	Read	Ant	Cable	Preamp	Aux	APos	TPos																																																																					
Freq	Level	Line	Margin	Level	Factor	Loss	Factor																																																																					
MHz	dBuV/m	dBuV/m	dB	dBuV	dB/m	dB	dB																																																																					
1	2462.00	110.39	74.00	36.39	101.73	32.36	7.22	36.92	6.00	300	43	PEAK																																																																
Avg	 <p>Level (dBuV/m) vs Frequency (MHz) for Vertical polarization, averaged. The plot shows a broad signal between 2440 and 2500 MHz. A red horizontal line indicates the FCC PART 15C (AVG) limit at approximately 54 dBuV/m.</p> <table border="1"> <thead> <tr> <th>Limit</th> <th>Read</th> <th>Ant</th> <th>Cable</th> <th>Preamp</th> <th>Aux</th> <th>APos</th> <th>TPos</th> </tr> <tr> <th>Freq</th> <th>Level</th> <th>Line</th> <th>Margin</th> <th>Level</th> <th>Factor</th> <th>Loss</th> <th>Factor</th> </tr> <tr> <th>MHz</th> <th>dBuV/m</th> <th>dBuV/m</th> <th>dB</th> <th>dBuV</th> <th>dB/m</th> <th>dB</th> <th>dB</th> </tr> </thead> <tbody> <tr> <td>1</td> <td>2483.50</td> <td>46.61</td> <td>54.00</td> <td>-7.39</td> <td>38.06</td> <td>32.34</td> <td>7.26</td> <td>37.05</td> <td>6.00</td> <td>300</td> <td>43</td> <td>AVERAGE</td> </tr> </tbody> </table>	Limit	Read	Ant	Cable	Preamp	Aux	APos	TPos	Freq	Level	Line	Margin	Level	Factor	Loss	Factor	MHz	dBuV/m	dBuV/m	dB	dBuV	dB/m	dB	dB	1	2483.50	46.61	54.00	-7.39	38.06	32.34	7.26	37.05	6.00	300	43	AVERAGE	 <p>Level (dBuV/m) vs Frequency (MHz) for Fundamental polarization, averaged. The plot shows a sharp peak at 2462 MHz. A red horizontal line indicates the FCC PART 15C (AVG) limit at approximately 54 dBuV/m.</p> <table border="1"> <thead> <tr> <th>Limit</th> <th>Read</th> <th>Ant</th> <th>Cable</th> <th>Preamp</th> <th>Aux</th> <th>APos</th> <th>TPos</th> </tr> <tr> <th>Freq</th> <th>Level</th> <th>Line</th> <th>Margin</th> <th>Level</th> <th>Factor</th> <th>Loss</th> <th>Factor</th> </tr> <tr> <th>MHz</th> <th>dBuV/m</th> <th>dBuV/m</th> <th>dB</th> <th>dBuV</th> <th>dB/m</th> <th>dB</th> <th>dB</th> </tr> </thead> <tbody> <tr> <td>1</td> <td>2462.00</td> <td>101.50</td> <td>54.00</td> <td>47.50</td> <td>92.84</td> <td>32.36</td> <td>7.22</td> <td>36.92</td> <td>6.00</td> <td>300</td> <td>43</td> <td>AVERAGE</td> </tr> </tbody> </table>	Limit	Read	Ant	Cable	Preamp	Aux	APos	TPos	Freq	Level	Line	Margin	Level	Factor	Loss	Factor	MHz	dBuV/m	dBuV/m	dB	dBuV	dB/m	dB	dB	1	2462.00	101.50	54.00	47.50	92.84	32.36	7.22	36.92	6.00	300	43	AVERAGE
Limit	Read	Ant	Cable	Preamp	Aux	APos	TPos																																																																					
Freq	Level	Line	Margin	Level	Factor	Loss	Factor																																																																					
MHz	dBuV/m	dBuV/m	dB	dBuV	dB/m	dB	dB																																																																					
1	2483.50	46.61	54.00	-7.39	38.06	32.34	7.26	37.05	6.00	300	43	AVERAGE																																																																
Limit	Read	Ant	Cable	Preamp	Aux	APos	TPos																																																																					
Freq	Level	Line	Margin	Level	Factor	Loss	Factor																																																																					
MHz	dBuV/m	dBuV/m	dB	dBuV	dB/m	dB	dB																																																																					
1	2462.00	101.50	54.00	47.50	92.84	32.36	7.22	36.92	6.00	300	43	AVERAGE																																																																

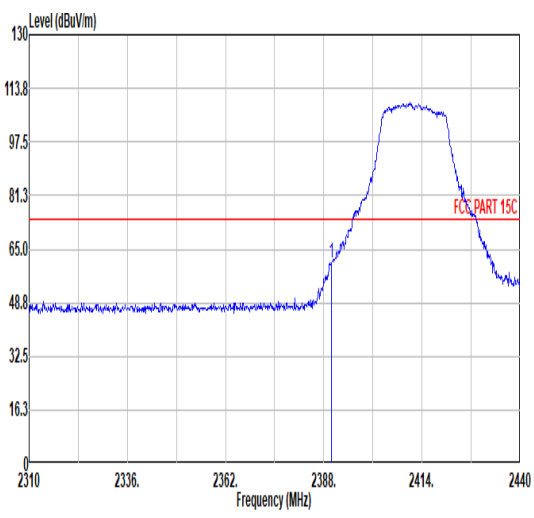
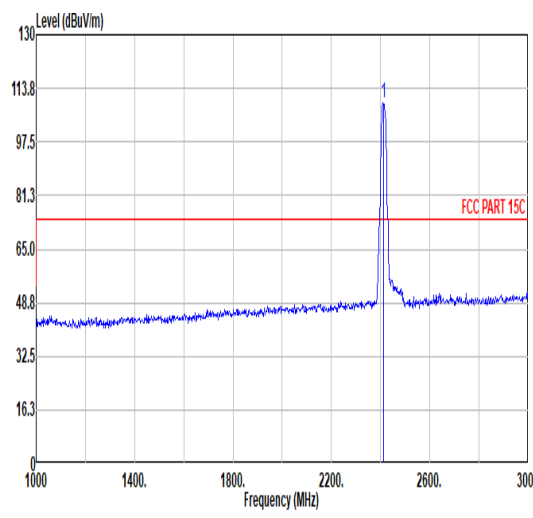
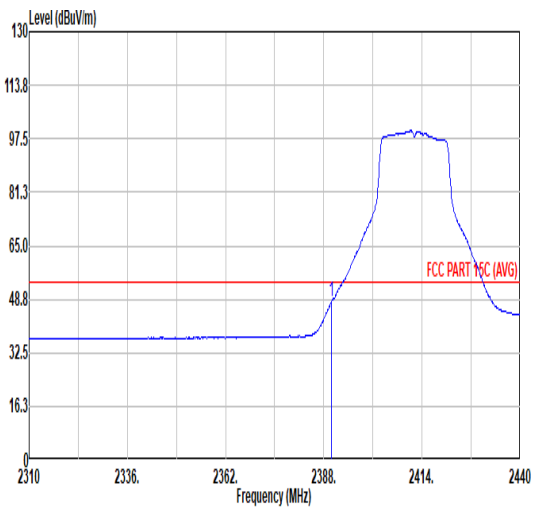
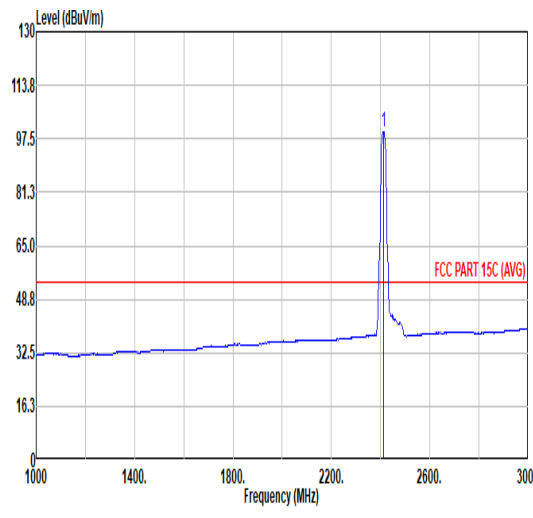


Mode	6																																																																																																											
	Harmonic																																																																																																											
	2400-2483.5_802.11g_CH11_2462MHz																																																																																																											
Pol.	Horizontal	Vertical																																																																																																										
Peak Avg	<table border="1"> <thead> <tr> <th>Limit</th> <th>Read</th> <th>Ant</th> <th>Cable</th> <th>Preamp</th> <th>Aux</th> <th>APos</th> <th>TPos</th> <th>Remark</th> </tr> <tr> <th>Freq</th> <th>Level</th> <th>Line</th> <th>Margin</th> <th>Level</th> <th>Factor</th> <th>Loss</th> <th>Factor</th> <th>Factor</th> </tr> <tr> <th>MHz</th> <th>dBuV/m</th> <th>dBuV/m</th> <th>dB</th> <th>dBuV</th> <th>dB/m</th> <th>dB</th> <th>dB</th> <th>dB</th> </tr> </thead> <tbody> <tr> <td>1</td> <td>4924.00</td> <td>40.15</td> <td>74.00</td> <td>-33.85</td> <td>61.10</td> <td>34.00</td> <td>10.35</td> <td>65.30</td> <td>0.00</td> <td>---</td> <td>---</td> <td>PEAK</td> </tr> <tr> <td>2</td> <td>7386.00</td> <td>40.99</td> <td>74.00</td> <td>-33.01</td> <td>59.42</td> <td>35.78</td> <td>12.73</td> <td>66.94</td> <td>0.00</td> <td>---</td> <td>---</td> <td>PEAK</td> </tr> </tbody> </table>	Limit	Read	Ant	Cable	Preamp	Aux	APos	TPos	Remark	Freq	Level	Line	Margin	Level	Factor	Loss	Factor	Factor	MHz	dBuV/m	dBuV/m	dB	dBuV	dB/m	dB	dB	dB	1	4924.00	40.15	74.00	-33.85	61.10	34.00	10.35	65.30	0.00	---	---	PEAK	2	7386.00	40.99	74.00	-33.01	59.42	35.78	12.73	66.94	0.00	---	---	PEAK	<table border="1"> <thead> <tr> <th>Limit</th> <th>Read</th> <th>Ant</th> <th>Cable</th> <th>Preamp</th> <th>Aux</th> <th>APos</th> <th>TPos</th> <th>Remark</th> </tr> <tr> <th>Freq</th> <th>Level</th> <th>Line</th> <th>Margin</th> <th>Level</th> <th>Factor</th> <th>Loss</th> <th>Factor</th> <th>Factor</th> </tr> <tr> <th>MHz</th> <th>dBuV/m</th> <th>dBuV/m</th> <th>dB</th> <th>dBuV</th> <th>dB/m</th> <th>dB</th> <th>dB</th> <th>dB</th> </tr> </thead> <tbody> <tr> <td>1</td> <td>4924.00</td> <td>40.65</td> <td>74.00</td> <td>-33.35</td> <td>61.60</td> <td>34.00</td> <td>10.35</td> <td>65.30</td> <td>0.00</td> <td>---</td> <td>---</td> <td>PEAK</td> </tr> <tr> <td>2</td> <td>7386.00</td> <td>40.57</td> <td>74.00</td> <td>-33.43</td> <td>59.00</td> <td>35.78</td> <td>12.73</td> <td>66.94</td> <td>0.00</td> <td>---</td> <td>---</td> <td>PEAK</td> </tr> </tbody> </table>	Limit	Read	Ant	Cable	Preamp	Aux	APos	TPos	Remark	Freq	Level	Line	Margin	Level	Factor	Loss	Factor	Factor	MHz	dBuV/m	dBuV/m	dB	dBuV	dB/m	dB	dB	dB	1	4924.00	40.65	74.00	-33.35	61.60	34.00	10.35	65.30	0.00	---	---	PEAK	2	7386.00	40.57	74.00	-33.43	59.00	35.78	12.73	66.94	0.00	---	---	PEAK
Limit	Read	Ant	Cable	Preamp	Aux	APos	TPos	Remark																																																																																																				
Freq	Level	Line	Margin	Level	Factor	Loss	Factor	Factor																																																																																																				
MHz	dBuV/m	dBuV/m	dB	dBuV	dB/m	dB	dB	dB																																																																																																				
1	4924.00	40.15	74.00	-33.85	61.10	34.00	10.35	65.30	0.00	---	---	PEAK																																																																																																
2	7386.00	40.99	74.00	-33.01	59.42	35.78	12.73	66.94	0.00	---	---	PEAK																																																																																																
Limit	Read	Ant	Cable	Preamp	Aux	APos	TPos	Remark																																																																																																				
Freq	Level	Line	Margin	Level	Factor	Loss	Factor	Factor																																																																																																				
MHz	dBuV/m	dBuV/m	dB	dBuV	dB/m	dB	dB	dB																																																																																																				
1	4924.00	40.65	74.00	-33.35	61.60	34.00	10.35	65.30	0.00	---	---	PEAK																																																																																																
2	7386.00	40.57	74.00	-33.43	59.00	35.78	12.73	66.94	0.00	---	---	PEAK																																																																																																



		7																																																																											
Mode	Band Edge																																																																												
	2400-2483.5_802.11n_HT20_CH01_2412MHz																																																																												
Pol.	Horizontal		Fundamental																																																																										
Peak																																																																													
	<table border="1"> <thead> <tr> <th>Limit</th> <th>Read</th> <th>Ant</th> <th>Cable</th> <th>Preamp</th> <th>Aux</th> <th>APos</th> <th>TPos</th> </tr> <tr> <th>Freq</th> <th>Level</th> <th>Line</th> <th>Margin</th> <th>Level</th> <th>Factor</th> <th>Loss</th> <th>Factor</th> </tr> <tr> <th>MHz</th> <th>dBuV/m</th> <th>dBuV/m</th> <th>dB</th> <th>dBuV</th> <th>dB/m</th> <th>dB</th> <th>dB</th> </tr> </thead> <tbody> <tr> <td>1</td> <td>2365.64</td> <td>49.65</td> <td>74.00</td> <td>-24.35</td> <td>48.90</td> <td>32.25</td> <td>7.07</td> <td>36.57</td> <td>6.00</td> <td>260</td> <td>0</td> <td>PEAK</td> </tr> </tbody> </table>		Limit	Read	Ant	Cable	Preamp	Aux	APos	TPos	Freq	Level	Line	Margin	Level	Factor	Loss	Factor	MHz	dBuV/m	dBuV/m	dB	dBuV	dB/m	dB	dB	1	2365.64	49.65	74.00	-24.35	48.90	32.25	7.07	36.57	6.00	260	0	PEAK	<table border="1"> <thead> <tr> <th>Limit</th> <th>Read</th> <th>Ant</th> <th>Cable</th> <th>Preamp</th> <th>Aux</th> <th>APos</th> <th>TPos</th> </tr> <tr> <th>Freq</th> <th>Level</th> <th>Line</th> <th>Margin</th> <th>Level</th> <th>Factor</th> <th>Loss</th> <th>Factor</th> </tr> <tr> <th>MHz</th> <th>dBuV/m</th> <th>dBuV/m</th> <th>dB</th> <th>dBuV</th> <th>dB/m</th> <th>dB</th> <th>dB</th> </tr> </thead> <tbody> <tr> <td>1</td> <td>2412.00</td> <td>101.89</td> <td>74.00</td> <td>27.89</td> <td>92.99</td> <td>32.39</td> <td>7.14</td> <td>36.63</td> <td>6.00</td> <td>260</td> <td>0</td> <td>PEAK</td> </tr> </tbody> </table>		Limit	Read	Ant	Cable	Preamp	Aux	APos	TPos	Freq	Level	Line	Margin	Level	Factor	Loss	Factor	MHz	dBuV/m	dBuV/m	dB	dBuV	dB/m	dB	dB	1	2412.00	101.89	74.00	27.89	92.99	32.39	7.14	36.63	6.00	260	0
Limit	Read	Ant	Cable	Preamp	Aux	APos	TPos																																																																						
Freq	Level	Line	Margin	Level	Factor	Loss	Factor																																																																						
MHz	dBuV/m	dBuV/m	dB	dBuV	dB/m	dB	dB																																																																						
1	2365.64	49.65	74.00	-24.35	48.90	32.25	7.07	36.57	6.00	260	0	PEAK																																																																	
Limit	Read	Ant	Cable	Preamp	Aux	APos	TPos																																																																						
Freq	Level	Line	Margin	Level	Factor	Loss	Factor																																																																						
MHz	dBuV/m	dBuV/m	dB	dBuV	dB/m	dB	dB																																																																						
1	2412.00	101.89	74.00	27.89	92.99	32.39	7.14	36.63	6.00	260	0	PEAK																																																																	
Avg																																																																													
	<table border="1"> <thead> <tr> <th>Limit</th> <th>Read</th> <th>Ant</th> <th>Cable</th> <th>Preamp</th> <th>Aux</th> <th>APos</th> <th>TPos</th> </tr> <tr> <th>Freq</th> <th>Level</th> <th>Line</th> <th>Margin</th> <th>Level</th> <th>Factor</th> <th>Loss</th> <th>Factor</th> </tr> <tr> <th>MHz</th> <th>dBuV/m</th> <th>dBuV/m</th> <th>dB</th> <th>dBuV</th> <th>dB/m</th> <th>dB</th> <th>dB</th> </tr> </thead> <tbody> <tr> <td>1</td> <td>2389.95</td> <td>38.26</td> <td>54.00</td> <td>-15.74</td> <td>29.29</td> <td>32.38</td> <td>7.11</td> <td>36.52</td> <td>6.00</td> <td>260</td> <td>0</td> <td>AVERAGE</td> </tr> </tbody> </table>		Limit	Read	Ant	Cable	Preamp	Aux	APos	TPos	Freq	Level	Line	Margin	Level	Factor	Loss	Factor	MHz	dBuV/m	dBuV/m	dB	dBuV	dB/m	dB	dB	1	2389.95	38.26	54.00	-15.74	29.29	32.38	7.11	36.52	6.00	260	0	AVERAGE	<table border="1"> <thead> <tr> <th>Limit</th> <th>Read</th> <th>Ant</th> <th>Cable</th> <th>Preamp</th> <th>Aux</th> <th>APos</th> <th>TPos</th> </tr> <tr> <th>Freq</th> <th>Level</th> <th>Line</th> <th>Margin</th> <th>Level</th> <th>Factor</th> <th>Loss</th> <th>Factor</th> </tr> <tr> <th>MHz</th> <th>dBuV/m</th> <th>dBuV/m</th> <th>dB</th> <th>dBuV</th> <th>dB/m</th> <th>dB</th> <th>dB</th> </tr> </thead> <tbody> <tr> <td>1</td> <td>2412.00</td> <td>92.22</td> <td>54.00</td> <td>38.22</td> <td>83.31</td> <td>32.39</td> <td>7.14</td> <td>36.62</td> <td>6.00</td> <td>260</td> <td>0</td> <td>AVERAGE</td> </tr> </tbody> </table>		Limit	Read	Ant	Cable	Preamp	Aux	APos	TPos	Freq	Level	Line	Margin	Level	Factor	Loss	Factor	MHz	dBuV/m	dBuV/m	dB	dBuV	dB/m	dB	dB	1	2412.00	92.22	54.00	38.22	83.31	32.39	7.14	36.62	6.00	260	0
Limit	Read	Ant	Cable	Preamp	Aux	APos	TPos																																																																						
Freq	Level	Line	Margin	Level	Factor	Loss	Factor																																																																						
MHz	dBuV/m	dBuV/m	dB	dBuV	dB/m	dB	dB																																																																						
1	2389.95	38.26	54.00	-15.74	29.29	32.38	7.11	36.52	6.00	260	0	AVERAGE																																																																	
Limit	Read	Ant	Cable	Preamp	Aux	APos	TPos																																																																						
Freq	Level	Line	Margin	Level	Factor	Loss	Factor																																																																						
MHz	dBuV/m	dBuV/m	dB	dBuV	dB/m	dB	dB																																																																						
1	2412.00	92.22	54.00	38.22	83.31	32.39	7.14	36.62	6.00	260	0	AVERAGE																																																																	



Mode		7																																																																										
		Band Edge																																																																										
		2400-2483.5_802.11n_HT20_CH01_2412MHz																																																																										
Pol.	Vertical	Fundamental																																																																										
Peak	 <p>Level (dBuV/m) vs Frequency (MHz) plot for Vertical polarization. The plot shows a signal peak around 2412 MHz. A red horizontal line indicates the FCC PART 15C limit at approximately 74 dBuV/m.</p> <table border="1"> <thead> <tr> <th>Limit</th> <th>Read</th> <th>Ant</th> <th>Cable</th> <th>Preamp</th> <th>Aux</th> <th>APos</th> <th>TPos</th> </tr> <tr> <th>Freq</th> <th>Level</th> <th>Line</th> <th>Margin</th> <th>Level</th> <th>Factor</th> <th>Loss</th> <th>Factor</th> </tr> <tr> <th>MHz</th> <th>dBuV/m</th> <th>dBuV/m</th> <th>dB</th> <th>dBuV</th> <th>dB/m</th> <th>dB</th> <th>dB</th> </tr> </thead> <tbody> <tr> <td>1</td> <td>2389.95</td> <td>60.80</td> <td>74.00</td> <td>-13.20</td> <td>51.83</td> <td>32.38</td> <td>7.11</td> <td>36.52</td> <td>6.00</td> <td>341</td> <td>302</td> <td>PEAK</td> </tr> </tbody> </table>	Limit	Read	Ant	Cable	Preamp	Aux	APos	TPos	Freq	Level	Line	Margin	Level	Factor	Loss	Factor	MHz	dBuV/m	dBuV/m	dB	dBuV	dB/m	dB	dB	1	2389.95	60.80	74.00	-13.20	51.83	32.38	7.11	36.52	6.00	341	302	PEAK	 <p>Level (dBuV/m) vs Frequency (MHz) plot for Fundamental polarization. The plot shows a sharp signal peak at 2412 MHz. A red horizontal line indicates the FCC PART 15C limit at approximately 74 dBuV/m.</p> <table border="1"> <thead> <tr> <th>Limit</th> <th>Read</th> <th>Ant</th> <th>Cable</th> <th>Preamp</th> <th>Aux</th> <th>APos</th> <th>TPos</th> </tr> <tr> <th>Freq</th> <th>Level</th> <th>Line</th> <th>Margin</th> <th>Level</th> <th>Factor</th> <th>Loss</th> <th>Factor</th> </tr> <tr> <th>MHz</th> <th>dBuV/m</th> <th>dBuV/m</th> <th>dB</th> <th>dBuV</th> <th>dB/m</th> <th>dB</th> <th>dB</th> </tr> </thead> <tbody> <tr> <td>1</td> <td>2412.00</td> <td>109.26</td> <td>74.00</td> <td>35.26</td> <td>100.34</td> <td>32.39</td> <td>7.14</td> <td>36.61</td> <td>6.00</td> <td>341</td> <td>302</td> <td>PEAK</td> </tr> </tbody> </table>	Limit	Read	Ant	Cable	Preamp	Aux	APos	TPos	Freq	Level	Line	Margin	Level	Factor	Loss	Factor	MHz	dBuV/m	dBuV/m	dB	dBuV	dB/m	dB	dB	1	2412.00	109.26	74.00	35.26	100.34	32.39	7.14	36.61	6.00	341	302	PEAK
	Limit	Read	Ant	Cable	Preamp	Aux	APos	TPos																																																																				
Freq	Level	Line	Margin	Level	Factor	Loss	Factor																																																																					
MHz	dBuV/m	dBuV/m	dB	dBuV	dB/m	dB	dB																																																																					
1	2389.95	60.80	74.00	-13.20	51.83	32.38	7.11	36.52	6.00	341	302	PEAK																																																																
Limit	Read	Ant	Cable	Preamp	Aux	APos	TPos																																																																					
Freq	Level	Line	Margin	Level	Factor	Loss	Factor																																																																					
MHz	dBuV/m	dBuV/m	dB	dBuV	dB/m	dB	dB																																																																					
1	2412.00	109.26	74.00	35.26	100.34	32.39	7.14	36.61	6.00	341	302	PEAK																																																																
Avg	 <p>Level (dBuV/m) vs Frequency (MHz) plot for Vertical polarization, Average. The plot shows a signal peak around 2412 MHz. A red horizontal line indicates the FCC PART 15C (AVG) limit at approximately 54 dBuV/m.</p> <table border="1"> <thead> <tr> <th>Limit</th> <th>Read</th> <th>Ant</th> <th>Cable</th> <th>Preamp</th> <th>Aux</th> <th>APos</th> <th>TPos</th> </tr> <tr> <th>Freq</th> <th>Level</th> <th>Line</th> <th>Margin</th> <th>Level</th> <th>Factor</th> <th>Loss</th> <th>Factor</th> </tr> <tr> <th>MHz</th> <th>dBuV/m</th> <th>dBuV/m</th> <th>dB</th> <th>dBuV</th> <th>dB/m</th> <th>dB</th> <th>dB</th> </tr> </thead> <tbody> <tr> <td>1</td> <td>2389.95</td> <td>47.91</td> <td>54.00</td> <td>-6.09</td> <td>38.94</td> <td>32.38</td> <td>7.11</td> <td>36.52</td> <td>6.00</td> <td>341</td> <td>302</td> <td>AVERAGE</td> </tr> </tbody> </table>	Limit	Read	Ant	Cable	Preamp	Aux	APos	TPos	Freq	Level	Line	Margin	Level	Factor	Loss	Factor	MHz	dBuV/m	dBuV/m	dB	dBuV	dB/m	dB	dB	1	2389.95	47.91	54.00	-6.09	38.94	32.38	7.11	36.52	6.00	341	302	AVERAGE	 <p>Level (dBuV/m) vs Frequency (MHz) plot for Fundamental polarization, Average. The plot shows a sharp signal peak at 2412 MHz. A red horizontal line indicates the FCC PART 15C (AVG) limit at approximately 54 dBuV/m.</p> <table border="1"> <thead> <tr> <th>Limit</th> <th>Read</th> <th>Ant</th> <th>Cable</th> <th>Preamp</th> <th>Aux</th> <th>APos</th> <th>TPos</th> </tr> <tr> <th>Freq</th> <th>Level</th> <th>Line</th> <th>Margin</th> <th>Level</th> <th>Factor</th> <th>Loss</th> <th>Factor</th> </tr> <tr> <th>MHz</th> <th>dBuV/m</th> <th>dBuV/m</th> <th>dB</th> <th>dBuV</th> <th>dB/m</th> <th>dB</th> <th>dB</th> </tr> </thead> <tbody> <tr> <td>1</td> <td>2412.00</td> <td>99.75</td> <td>54.00</td> <td>45.75</td> <td>90.83</td> <td>32.39</td> <td>7.14</td> <td>36.61</td> <td>6.00</td> <td>341</td> <td>302</td> <td>AVERAGE</td> </tr> </tbody> </table>	Limit	Read	Ant	Cable	Preamp	Aux	APos	TPos	Freq	Level	Line	Margin	Level	Factor	Loss	Factor	MHz	dBuV/m	dBuV/m	dB	dBuV	dB/m	dB	dB	1	2412.00	99.75	54.00	45.75	90.83	32.39	7.14	36.61	6.00	341	302	AVERAGE
Limit	Read	Ant	Cable	Preamp	Aux	APos	TPos																																																																					
Freq	Level	Line	Margin	Level	Factor	Loss	Factor																																																																					
MHz	dBuV/m	dBuV/m	dB	dBuV	dB/m	dB	dB																																																																					
1	2389.95	47.91	54.00	-6.09	38.94	32.38	7.11	36.52	6.00	341	302	AVERAGE																																																																
Limit	Read	Ant	Cable	Preamp	Aux	APos	TPos																																																																					
Freq	Level	Line	Margin	Level	Factor	Loss	Factor																																																																					
MHz	dBuV/m	dBuV/m	dB	dBuV	dB/m	dB	dB																																																																					
1	2412.00	99.75	54.00	45.75	90.83	32.39	7.14	36.61	6.00	341	302	AVERAGE																																																																



Mode	7																																																																																	
	Harmonic																																																																																	
	2400-2483.5_802.11n HT20_CH01_2412MHz																																																																																	
Pol.	Horizontal	Vertical																																																																																
Peak Avg	<table border="1"> <thead> <tr> <th>Limit</th> <th>Read</th> <th>Ant</th> <th>Cable</th> <th>Preamp</th> <th>Aux</th> <th>APos</th> <th>TPos</th> <th>Remark</th> </tr> <tr> <th>Freq</th> <th>Level</th> <th>Line</th> <th>Margin</th> <th>Level</th> <th>Factor</th> <th>Loss</th> <th>Factor</th> <th>Factor</th> </tr> <tr> <th>MHz</th> <th>dBuV/m</th> <th>dBuV/m</th> <th>dB</th> <th>dBuV</th> <th>dB/m</th> <th>dB</th> <th>dB</th> <th>dB</th> </tr> </thead> <tbody> <tr> <td>1</td> <td>4824.00</td> <td>40.05</td> <td>74.00</td> <td>-33.95</td> <td>61.08</td> <td>34.00</td> <td>10.23</td> <td>65.26</td> <td>0.00</td> <td>---</td> <td>---</td> <td>PEAK</td> </tr> </tbody> </table>	Limit	Read	Ant	Cable	Preamp	Aux	APos	TPos	Remark	Freq	Level	Line	Margin	Level	Factor	Loss	Factor	Factor	MHz	dBuV/m	dBuV/m	dB	dBuV	dB/m	dB	dB	dB	1	4824.00	40.05	74.00	-33.95	61.08	34.00	10.23	65.26	0.00	---	---	PEAK	<table border="1"> <thead> <tr> <th>Limit</th> <th>Read</th> <th>Ant</th> <th>Cable</th> <th>Preamp</th> <th>Aux</th> <th>APos</th> <th>TPos</th> <th>Remark</th> </tr> <tr> <th>Freq</th> <th>Level</th> <th>Line</th> <th>Margin</th> <th>Level</th> <th>Factor</th> <th>Loss</th> <th>Factor</th> <th>Factor</th> </tr> <tr> <th>MHz</th> <th>dBuV/m</th> <th>dBuV/m</th> <th>dB</th> <th>dBuV</th> <th>dB/m</th> <th>dB</th> <th>dB</th> <th>dB</th> </tr> </thead> <tbody> <tr> <td>1</td> <td>4824.00</td> <td>40.50</td> <td>74.00</td> <td>-33.50</td> <td>61.53</td> <td>34.00</td> <td>10.23</td> <td>65.26</td> <td>0.00</td> <td>---</td> <td>---</td> <td>PEAK</td> </tr> </tbody> </table>	Limit	Read	Ant	Cable	Preamp	Aux	APos	TPos	Remark	Freq	Level	Line	Margin	Level	Factor	Loss	Factor	Factor	MHz	dBuV/m	dBuV/m	dB	dBuV	dB/m	dB	dB	dB	1	4824.00	40.50	74.00	-33.50	61.53	34.00	10.23	65.26	0.00	---	---	PEAK
Limit	Read	Ant	Cable	Preamp	Aux	APos	TPos	Remark																																																																										
Freq	Level	Line	Margin	Level	Factor	Loss	Factor	Factor																																																																										
MHz	dBuV/m	dBuV/m	dB	dBuV	dB/m	dB	dB	dB																																																																										
1	4824.00	40.05	74.00	-33.95	61.08	34.00	10.23	65.26	0.00	---	---	PEAK																																																																						
Limit	Read	Ant	Cable	Preamp	Aux	APos	TPos	Remark																																																																										
Freq	Level	Line	Margin	Level	Factor	Loss	Factor	Factor																																																																										
MHz	dBuV/m	dBuV/m	dB	dBuV	dB/m	dB	dB	dB																																																																										
1	4824.00	40.50	74.00	-33.50	61.53	34.00	10.23	65.26	0.00	---	---	PEAK																																																																						

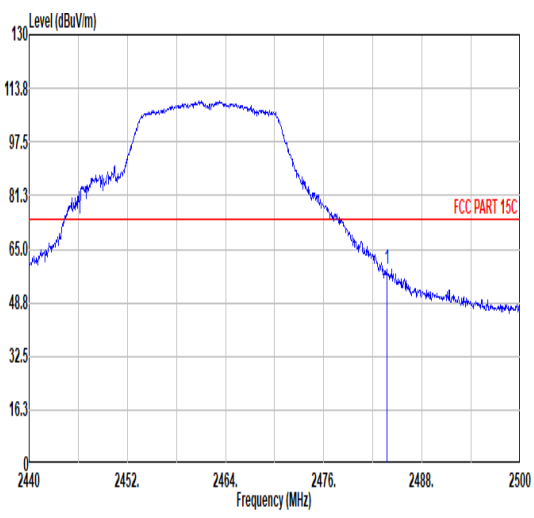
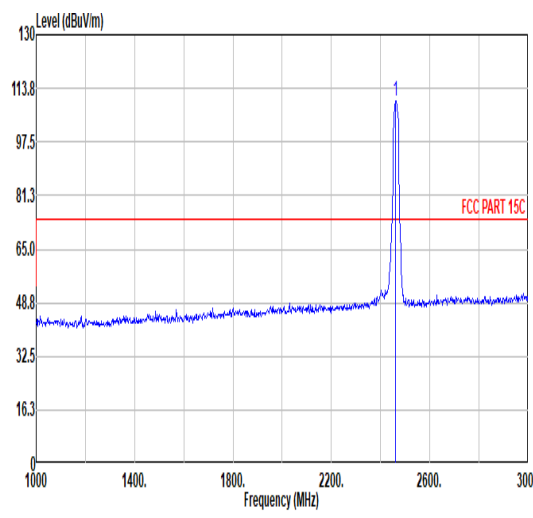
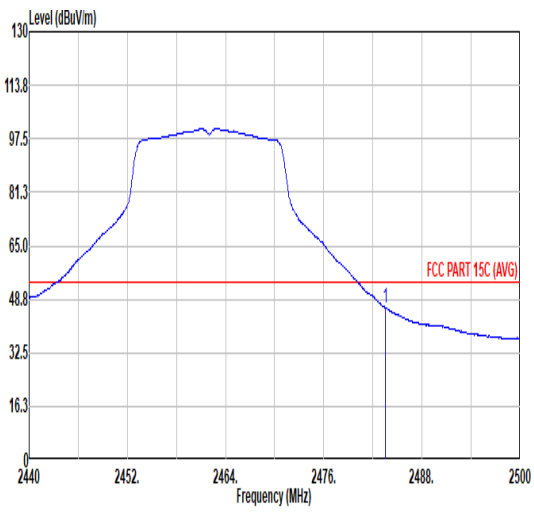
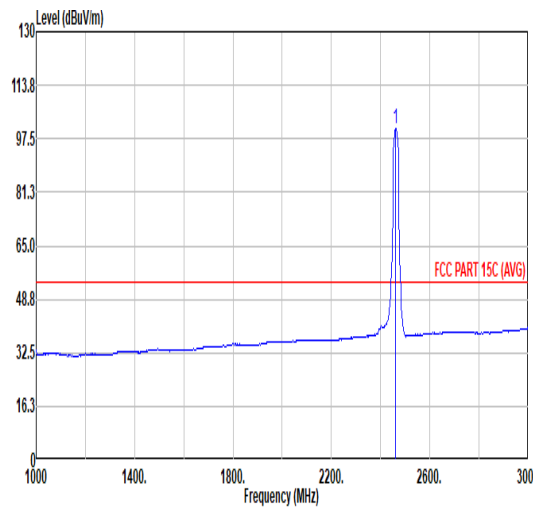


Mode	8																																																																																																											
	Harmonic																																																																																																											
	2400-2483.5_802.11n HT20_CH06_2437MHz																																																																																																											
Pol.	Horizontal	Vertical																																																																																																										
Peak Avg	<table border="1"> <thead> <tr> <th>Limit</th> <th>Read</th> <th>Ant</th> <th>Cable</th> <th>Preamp</th> <th>Aux</th> <th>APos</th> <th>TPos</th> <th>Remark</th> </tr> <tr> <th>Freq</th> <th>Level</th> <th>Line</th> <th>Margin</th> <th>Level</th> <th>Factor</th> <th>Loss</th> <th>Factor</th> <th>Factor</th> </tr> <tr> <th>MHz</th> <th>dBuV/m</th> <th>dBuV/m</th> <th>dB</th> <th>dBuV</th> <th>dB/m</th> <th>dB</th> <th>dB</th> <th>dB</th> </tr> </thead> <tbody> <tr> <td>1</td> <td>4874.00</td> <td>40.25</td> <td>74.00</td> <td>-33.75</td> <td>61.24</td> <td>34.00</td> <td>10.29</td> <td>65.28</td> <td>0.00</td> <td>---</td> <td>---</td> <td>PEAK</td> </tr> <tr> <td>2</td> <td>7311.00</td> <td>41.25</td> <td>74.00</td> <td>-32.75</td> <td>59.46</td> <td>35.76</td> <td>12.72</td> <td>66.69</td> <td>0.00</td> <td>---</td> <td>---</td> <td>PEAK</td> </tr> </tbody> </table>	Limit	Read	Ant	Cable	Preamp	Aux	APos	TPos	Remark	Freq	Level	Line	Margin	Level	Factor	Loss	Factor	Factor	MHz	dBuV/m	dBuV/m	dB	dBuV	dB/m	dB	dB	dB	1	4874.00	40.25	74.00	-33.75	61.24	34.00	10.29	65.28	0.00	---	---	PEAK	2	7311.00	41.25	74.00	-32.75	59.46	35.76	12.72	66.69	0.00	---	---	PEAK	<table border="1"> <thead> <tr> <th>Limit</th> <th>Read</th> <th>Ant</th> <th>Cable</th> <th>Preamp</th> <th>Aux</th> <th>APos</th> <th>TPos</th> <th>Remark</th> </tr> <tr> <th>Freq</th> <th>Level</th> <th>Line</th> <th>Margin</th> <th>Level</th> <th>Factor</th> <th>Loss</th> <th>Factor</th> <th>Factor</th> </tr> <tr> <th>MHz</th> <th>dBuV/m</th> <th>dBuV/m</th> <th>dB</th> <th>dBuV</th> <th>dB/m</th> <th>dB</th> <th>dB</th> <th>dB</th> </tr> </thead> <tbody> <tr> <td>1</td> <td>4874.00</td> <td>40.24</td> <td>74.00</td> <td>-33.76</td> <td>61.23</td> <td>34.00</td> <td>10.29</td> <td>65.28</td> <td>0.00</td> <td>---</td> <td>---</td> <td>PEAK</td> </tr> <tr> <td>2</td> <td>7311.00</td> <td>41.32</td> <td>74.00</td> <td>-32.68</td> <td>59.53</td> <td>35.76</td> <td>12.72</td> <td>66.69</td> <td>0.00</td> <td>---</td> <td>---</td> <td>PEAK</td> </tr> </tbody> </table>	Limit	Read	Ant	Cable	Preamp	Aux	APos	TPos	Remark	Freq	Level	Line	Margin	Level	Factor	Loss	Factor	Factor	MHz	dBuV/m	dBuV/m	dB	dBuV	dB/m	dB	dB	dB	1	4874.00	40.24	74.00	-33.76	61.23	34.00	10.29	65.28	0.00	---	---	PEAK	2	7311.00	41.32	74.00	-32.68	59.53	35.76	12.72	66.69	0.00	---	---	PEAK
Limit	Read	Ant	Cable	Preamp	Aux	APos	TPos	Remark																																																																																																				
Freq	Level	Line	Margin	Level	Factor	Loss	Factor	Factor																																																																																																				
MHz	dBuV/m	dBuV/m	dB	dBuV	dB/m	dB	dB	dB																																																																																																				
1	4874.00	40.25	74.00	-33.75	61.24	34.00	10.29	65.28	0.00	---	---	PEAK																																																																																																
2	7311.00	41.25	74.00	-32.75	59.46	35.76	12.72	66.69	0.00	---	---	PEAK																																																																																																
Limit	Read	Ant	Cable	Preamp	Aux	APos	TPos	Remark																																																																																																				
Freq	Level	Line	Margin	Level	Factor	Loss	Factor	Factor																																																																																																				
MHz	dBuV/m	dBuV/m	dB	dBuV	dB/m	dB	dB	dB																																																																																																				
1	4874.00	40.24	74.00	-33.76	61.23	34.00	10.29	65.28	0.00	---	---	PEAK																																																																																																
2	7311.00	41.32	74.00	-32.68	59.53	35.76	12.72	66.69	0.00	---	---	PEAK																																																																																																



Mode		9																																																																										
		Band Edge																																																																										
		2400-2483.5_802.11n HT20_CH11_2462MHz																																																																										
Pol.	Horizontal	Fundamental																																																																										
Peak	<table border="1"> <thead> <tr> <th>Limit</th> <th>Read</th> <th>Ant</th> <th>Cable</th> <th>Preamp</th> <th>Aux</th> <th>APos</th> <th>TPos</th> </tr> <tr> <th>Freq</th> <th>Level</th> <th>Line</th> <th>Margin</th> <th>Level</th> <th>Factor</th> <th>Loss</th> <th>Factor</th> </tr> <tr> <th>MHz</th> <th>dBuV/m</th> <th>dBuV/m</th> <th>dB</th> <th>dBuV</th> <th>dB/m</th> <th>dB</th> <th>dB</th> </tr> </thead> <tbody> <tr> <td>1</td> <td>2486.14</td> <td>48.71</td> <td>74.00</td> <td>-25.29</td> <td>40.18</td> <td>32.34</td> <td>7.26</td> <td>37.07</td> <td>6.00</td> <td>300</td> <td>77</td> <td>PEAK</td> </tr> </tbody> </table>	Limit	Read	Ant	Cable	Preamp	Aux	APos	TPos	Freq	Level	Line	Margin	Level	Factor	Loss	Factor	MHz	dBuV/m	dBuV/m	dB	dBuV	dB/m	dB	dB	1	2486.14	48.71	74.00	-25.29	40.18	32.34	7.26	37.07	6.00	300	77	PEAK	<table border="1"> <thead> <tr> <th>Limit</th> <th>Read</th> <th>Ant</th> <th>Cable</th> <th>Preamp</th> <th>Aux</th> <th>APos</th> <th>TPos</th> </tr> <tr> <th>Freq</th> <th>Level</th> <th>Line</th> <th>Margin</th> <th>Level</th> <th>Factor</th> <th>Loss</th> <th>Factor</th> </tr> <tr> <th>MHz</th> <th>dBuV/m</th> <th>dBuV/m</th> <th>dB</th> <th>dBuV</th> <th>dB/m</th> <th>dB</th> <th>dB</th> </tr> </thead> <tbody> <tr> <td>1</td> <td>2462.00</td> <td>93.37</td> <td>74.00</td> <td>19.37</td> <td>84.70</td> <td>32.36</td> <td>7.22</td> <td>36.91</td> <td>6.00</td> <td>300</td> <td>77</td> <td>PEAK</td> </tr> </tbody> </table>	Limit	Read	Ant	Cable	Preamp	Aux	APos	TPos	Freq	Level	Line	Margin	Level	Factor	Loss	Factor	MHz	dBuV/m	dBuV/m	dB	dBuV	dB/m	dB	dB	1	2462.00	93.37	74.00	19.37	84.70	32.36	7.22	36.91	6.00	300	77	PEAK
	Limit	Read	Ant	Cable	Preamp	Aux	APos	TPos																																																																				
Freq	Level	Line	Margin	Level	Factor	Loss	Factor																																																																					
MHz	dBuV/m	dBuV/m	dB	dBuV	dB/m	dB	dB																																																																					
1	2486.14	48.71	74.00	-25.29	40.18	32.34	7.26	37.07	6.00	300	77	PEAK																																																																
Limit	Read	Ant	Cable	Preamp	Aux	APos	TPos																																																																					
Freq	Level	Line	Margin	Level	Factor	Loss	Factor																																																																					
MHz	dBuV/m	dBuV/m	dB	dBuV	dB/m	dB	dB																																																																					
1	2462.00	93.37	74.00	19.37	84.70	32.36	7.22	36.91	6.00	300	77	PEAK																																																																
Avg	<table border="1"> <thead> <tr> <th>Limit</th> <th>Read</th> <th>Ant</th> <th>Cable</th> <th>Preamp</th> <th>Aux</th> <th>APos</th> <th>TPos</th> </tr> <tr> <th>Freq</th> <th>Level</th> <th>Line</th> <th>Margin</th> <th>Level</th> <th>Factor</th> <th>Loss</th> <th>Factor</th> </tr> <tr> <th>MHz</th> <th>dBuV/m</th> <th>dBuV/m</th> <th>dB</th> <th>dBuV</th> <th>dB/m</th> <th>dB</th> <th>dB</th> </tr> </thead> <tbody> <tr> <td>1</td> <td>2491.60</td> <td>37.24</td> <td>54.00</td> <td>-16.76</td> <td>28.73</td> <td>32.34</td> <td>7.27</td> <td>37.10</td> <td>6.00</td> <td>300</td> <td>77</td> <td>AVERAGE</td> </tr> </tbody> </table>	Limit	Read	Ant	Cable	Preamp	Aux	APos	TPos	Freq	Level	Line	Margin	Level	Factor	Loss	Factor	MHz	dBuV/m	dBuV/m	dB	dBuV	dB/m	dB	dB	1	2491.60	37.24	54.00	-16.76	28.73	32.34	7.27	37.10	6.00	300	77	AVERAGE	<table border="1"> <thead> <tr> <th>Limit</th> <th>Read</th> <th>Ant</th> <th>Cable</th> <th>Preamp</th> <th>Aux</th> <th>APos</th> <th>TPos</th> </tr> <tr> <th>Freq</th> <th>Level</th> <th>Line</th> <th>Margin</th> <th>Level</th> <th>Factor</th> <th>Loss</th> <th>Factor</th> </tr> <tr> <th>MHz</th> <th>dBuV/m</th> <th>dBuV/m</th> <th>dB</th> <th>dBuV</th> <th>dB/m</th> <th>dB</th> <th>dB</th> </tr> </thead> <tbody> <tr> <td>1</td> <td>2462.00</td> <td>84.18</td> <td>54.00</td> <td>30.18</td> <td>75.52</td> <td>32.36</td> <td>7.22</td> <td>36.92</td> <td>6.00</td> <td>300</td> <td>77</td> <td>AVERAGE</td> </tr> </tbody> </table>	Limit	Read	Ant	Cable	Preamp	Aux	APos	TPos	Freq	Level	Line	Margin	Level	Factor	Loss	Factor	MHz	dBuV/m	dBuV/m	dB	dBuV	dB/m	dB	dB	1	2462.00	84.18	54.00	30.18	75.52	32.36	7.22	36.92	6.00	300	77	AVERAGE
Limit	Read	Ant	Cable	Preamp	Aux	APos	TPos																																																																					
Freq	Level	Line	Margin	Level	Factor	Loss	Factor																																																																					
MHz	dBuV/m	dBuV/m	dB	dBuV	dB/m	dB	dB																																																																					
1	2491.60	37.24	54.00	-16.76	28.73	32.34	7.27	37.10	6.00	300	77	AVERAGE																																																																
Limit	Read	Ant	Cable	Preamp	Aux	APos	TPos																																																																					
Freq	Level	Line	Margin	Level	Factor	Loss	Factor																																																																					
MHz	dBuV/m	dBuV/m	dB	dBuV	dB/m	dB	dB																																																																					
1	2462.00	84.18	54.00	30.18	75.52	32.36	7.22	36.92	6.00	300	77	AVERAGE																																																																



		9																																																																										
Mode	Band Edge																																																																											
	2400-2483.5_802.11n HT20_CH11_2462MHz																																																																											
Pol.	Vertical	Fundamental																																																																										
Peak	 <p>Level (dBuV/m) vs Frequency (MHz) for Vertical polarization. The plot shows a wideband signal peaking around 2460 MHz. A red horizontal line indicates the FCC PART 15C limit at approximately 74 dBuV/m.</p> <table border="1"> <thead> <tr> <th>Limit</th> <th>Read</th> <th>Ant</th> <th>Cable</th> <th>Preamp</th> <th>Aux</th> <th>APos</th> <th>TPos</th> </tr> <tr> <th>Freq</th> <th>Level</th> <th>Line</th> <th>Margin</th> <th>Level</th> <th>Factor</th> <th>Loss</th> <th>Factor</th> </tr> <tr> <th>MHz</th> <th>dBuV/m</th> <th>dBuV/m</th> <th>dB</th> <th>dBuV</th> <th>dB/m</th> <th>dB</th> <th>dB</th> </tr> </thead> <tbody> <tr> <td>1</td> <td>2483.68</td> <td>58.75</td> <td>74.00</td> <td>-15.25</td> <td>50.20</td> <td>32.34</td> <td>7.26</td> <td>37.05</td> <td>6.00</td> <td>300</td> <td>42</td> <td>PEAK</td> </tr> </tbody> </table>	Limit	Read	Ant	Cable	Preamp	Aux	APos	TPos	Freq	Level	Line	Margin	Level	Factor	Loss	Factor	MHz	dBuV/m	dBuV/m	dB	dBuV	dB/m	dB	dB	1	2483.68	58.75	74.00	-15.25	50.20	32.34	7.26	37.05	6.00	300	42	PEAK	 <p>Level (dBuV/m) vs Frequency (MHz) for Fundamental polarization. The plot shows a narrowband signal peaking at 2462 MHz. A red horizontal line indicates the FCC PART 15C limit at approximately 74 dBuV/m.</p> <table border="1"> <thead> <tr> <th>Limit</th> <th>Read</th> <th>Ant</th> <th>Cable</th> <th>Preamp</th> <th>Aux</th> <th>APos</th> <th>TPos</th> </tr> <tr> <th>Freq</th> <th>Level</th> <th>Line</th> <th>Margin</th> <th>Level</th> <th>Factor</th> <th>Loss</th> <th>Factor</th> </tr> <tr> <th>MHz</th> <th>dBuV/m</th> <th>dBuV/m</th> <th>dB</th> <th>dBuV</th> <th>dB/m</th> <th>dB</th> <th>dB</th> </tr> </thead> <tbody> <tr> <td>1</td> <td>2462.00</td> <td>110.05</td> <td>74.00</td> <td>36.05</td> <td>101.39</td> <td>32.36</td> <td>7.22</td> <td>36.92</td> <td>6.00</td> <td>300</td> <td>42</td> <td>PEAK</td> </tr> </tbody> </table>	Limit	Read	Ant	Cable	Preamp	Aux	APos	TPos	Freq	Level	Line	Margin	Level	Factor	Loss	Factor	MHz	dBuV/m	dBuV/m	dB	dBuV	dB/m	dB	dB	1	2462.00	110.05	74.00	36.05	101.39	32.36	7.22	36.92	6.00	300	42	PEAK
	Limit	Read	Ant	Cable	Preamp	Aux	APos	TPos																																																																				
Freq	Level	Line	Margin	Level	Factor	Loss	Factor																																																																					
MHz	dBuV/m	dBuV/m	dB	dBuV	dB/m	dB	dB																																																																					
1	2483.68	58.75	74.00	-15.25	50.20	32.34	7.26	37.05	6.00	300	42	PEAK																																																																
Limit	Read	Ant	Cable	Preamp	Aux	APos	TPos																																																																					
Freq	Level	Line	Margin	Level	Factor	Loss	Factor																																																																					
MHz	dBuV/m	dBuV/m	dB	dBuV	dB/m	dB	dB																																																																					
1	2462.00	110.05	74.00	36.05	101.39	32.36	7.22	36.92	6.00	300	42	PEAK																																																																
Avg	 <p>Level (dBuV/m) vs Frequency (MHz) for Vertical polarization, averaged. The plot shows a wideband signal peaking around 2460 MHz. A red horizontal line indicates the FCC PART 15C (AVG) limit at approximately 46 dBuV/m.</p> <table border="1"> <thead> <tr> <th>Limit</th> <th>Read</th> <th>Ant</th> <th>Cable</th> <th>Preamp</th> <th>Aux</th> <th>APos</th> <th>TPos</th> </tr> <tr> <th>Freq</th> <th>Level</th> <th>Line</th> <th>Margin</th> <th>Level</th> <th>Factor</th> <th>Loss</th> <th>Factor</th> </tr> <tr> <th>MHz</th> <th>dBuV/m</th> <th>dBuV/m</th> <th>dB</th> <th>dBuV</th> <th>dB/m</th> <th>dB</th> <th>dB</th> </tr> </thead> <tbody> <tr> <td>1</td> <td>2483.56</td> <td>46.31</td> <td>54.00</td> <td>-7.69</td> <td>37.76</td> <td>32.34</td> <td>7.26</td> <td>37.05</td> <td>6.00</td> <td>300</td> <td>42</td> <td>AVERAGE</td> </tr> </tbody> </table>	Limit	Read	Ant	Cable	Preamp	Aux	APos	TPos	Freq	Level	Line	Margin	Level	Factor	Loss	Factor	MHz	dBuV/m	dBuV/m	dB	dBuV	dB/m	dB	dB	1	2483.56	46.31	54.00	-7.69	37.76	32.34	7.26	37.05	6.00	300	42	AVERAGE	 <p>Level (dBuV/m) vs Frequency (MHz) for Fundamental polarization, averaged. The plot shows a narrowband signal peaking at 2462 MHz. A red horizontal line indicates the FCC PART 15C (AVG) limit at approximately 46 dBuV/m.</p> <table border="1"> <thead> <tr> <th>Limit</th> <th>Read</th> <th>Ant</th> <th>Cable</th> <th>Preamp</th> <th>Aux</th> <th>APos</th> <th>TPos</th> </tr> <tr> <th>Freq</th> <th>Level</th> <th>Line</th> <th>Margin</th> <th>Level</th> <th>Factor</th> <th>Loss</th> <th>Factor</th> </tr> <tr> <th>MHz</th> <th>dBuV/m</th> <th>dBuV/m</th> <th>dB</th> <th>dBuV</th> <th>dB/m</th> <th>dB</th> <th>dB</th> </tr> </thead> <tbody> <tr> <td>1</td> <td>2462.00</td> <td>100.47</td> <td>54.00</td> <td>46.47</td> <td>91.81</td> <td>32.36</td> <td>7.22</td> <td>36.92</td> <td>6.00</td> <td>300</td> <td>42</td> <td>AVERAGE</td> </tr> </tbody> </table>	Limit	Read	Ant	Cable	Preamp	Aux	APos	TPos	Freq	Level	Line	Margin	Level	Factor	Loss	Factor	MHz	dBuV/m	dBuV/m	dB	dBuV	dB/m	dB	dB	1	2462.00	100.47	54.00	46.47	91.81	32.36	7.22	36.92	6.00	300	42	AVERAGE
Limit	Read	Ant	Cable	Preamp	Aux	APos	TPos																																																																					
Freq	Level	Line	Margin	Level	Factor	Loss	Factor																																																																					
MHz	dBuV/m	dBuV/m	dB	dBuV	dB/m	dB	dB																																																																					
1	2483.56	46.31	54.00	-7.69	37.76	32.34	7.26	37.05	6.00	300	42	AVERAGE																																																																
Limit	Read	Ant	Cable	Preamp	Aux	APos	TPos																																																																					
Freq	Level	Line	Margin	Level	Factor	Loss	Factor																																																																					
MHz	dBuV/m	dBuV/m	dB	dBuV	dB/m	dB	dB																																																																					
1	2462.00	100.47	54.00	46.47	91.81	32.36	7.22	36.92	6.00	300	42	AVERAGE																																																																



Mode	9																																																																																																											
	Harmonic																																																																																																											
	2400-2483.5_802.11n HT20_CH11_2462MHz																																																																																																											
Pol.	Horizontal	Vertical																																																																																																										
Peak Avg	<table border="1"> <thead> <tr> <th>Limit</th> <th>Read</th> <th>Ant</th> <th>Cable</th> <th>Preamp</th> <th>Aux</th> <th>APos</th> <th>TPos</th> <th>Remark</th> </tr> <tr> <th>Freq</th> <th>Level</th> <th>Line</th> <th>Margin</th> <th>Level</th> <th>Factor</th> <th>Loss</th> <th>Factor</th> <th>Factor</th> </tr> <tr> <th>MHz</th> <th>dBuV/m</th> <th>dBuV/m</th> <th>dB</th> <th>dBuV</th> <th>dB/m</th> <th>dB</th> <th>dB</th> <th>dB</th> </tr> </thead> <tbody> <tr> <td>1</td> <td>4924.00</td> <td>40.39</td> <td>74.00</td> <td>-33.61</td> <td>61.34</td> <td>34.00</td> <td>10.35</td> <td>65.30</td> <td>0.00</td> <td>---</td> <td>---</td> <td>PEAK</td> </tr> <tr> <td>2</td> <td>7386.00</td> <td>41.27</td> <td>74.00</td> <td>-32.73</td> <td>59.70</td> <td>35.78</td> <td>12.73</td> <td>66.94</td> <td>0.00</td> <td>---</td> <td>---</td> <td>PEAK</td> </tr> </tbody> </table>	Limit	Read	Ant	Cable	Preamp	Aux	APos	TPos	Remark	Freq	Level	Line	Margin	Level	Factor	Loss	Factor	Factor	MHz	dBuV/m	dBuV/m	dB	dBuV	dB/m	dB	dB	dB	1	4924.00	40.39	74.00	-33.61	61.34	34.00	10.35	65.30	0.00	---	---	PEAK	2	7386.00	41.27	74.00	-32.73	59.70	35.78	12.73	66.94	0.00	---	---	PEAK	<table border="1"> <thead> <tr> <th>Limit</th> <th>Read</th> <th>Ant</th> <th>Cable</th> <th>Preamp</th> <th>Aux</th> <th>APos</th> <th>TPos</th> <th>Remark</th> </tr> <tr> <th>Freq</th> <th>Level</th> <th>Line</th> <th>Margin</th> <th>Level</th> <th>Factor</th> <th>Loss</th> <th>Factor</th> <th>Factor</th> </tr> <tr> <th>MHz</th> <th>dBuV/m</th> <th>dBuV/m</th> <th>dB</th> <th>dBuV</th> <th>dB/m</th> <th>dB</th> <th>dB</th> <th>dB</th> </tr> </thead> <tbody> <tr> <td>1</td> <td>4924.00</td> <td>40.92</td> <td>74.00</td> <td>-33.08</td> <td>61.87</td> <td>34.00</td> <td>10.35</td> <td>65.30</td> <td>0.00</td> <td>---</td> <td>---</td> <td>PEAK</td> </tr> <tr> <td>2</td> <td>7386.00</td> <td>40.76</td> <td>74.00</td> <td>-33.24</td> <td>59.19</td> <td>35.78</td> <td>12.73</td> <td>66.94</td> <td>0.00</td> <td>---</td> <td>---</td> <td>PEAK</td> </tr> </tbody> </table>	Limit	Read	Ant	Cable	Preamp	Aux	APos	TPos	Remark	Freq	Level	Line	Margin	Level	Factor	Loss	Factor	Factor	MHz	dBuV/m	dBuV/m	dB	dBuV	dB/m	dB	dB	dB	1	4924.00	40.92	74.00	-33.08	61.87	34.00	10.35	65.30	0.00	---	---	PEAK	2	7386.00	40.76	74.00	-33.24	59.19	35.78	12.73	66.94	0.00	---	---	PEAK
Limit	Read	Ant	Cable	Preamp	Aux	APos	TPos	Remark																																																																																																				
Freq	Level	Line	Margin	Level	Factor	Loss	Factor	Factor																																																																																																				
MHz	dBuV/m	dBuV/m	dB	dBuV	dB/m	dB	dB	dB																																																																																																				
1	4924.00	40.39	74.00	-33.61	61.34	34.00	10.35	65.30	0.00	---	---	PEAK																																																																																																
2	7386.00	41.27	74.00	-32.73	59.70	35.78	12.73	66.94	0.00	---	---	PEAK																																																																																																
Limit	Read	Ant	Cable	Preamp	Aux	APos	TPos	Remark																																																																																																				
Freq	Level	Line	Margin	Level	Factor	Loss	Factor	Factor																																																																																																				
MHz	dBuV/m	dBuV/m	dB	dBuV	dB/m	dB	dB	dB																																																																																																				
1	4924.00	40.92	74.00	-33.08	61.87	34.00	10.35	65.30	0.00	---	---	PEAK																																																																																																
2	7386.00	40.76	74.00	-33.24	59.19	35.78	12.73	66.94	0.00	---	---	PEAK																																																																																																



Mode		10																																																																										
		Band Edge - L																																																																										
		2400-2483.5_802.11n HT40_CH03_2422MHz																																																																										
Pol.	Horizontal	Fundamental																																																																										
Peak	<table border="1"> <thead> <tr> <th>Limit</th> <th>Read</th> <th>Ant</th> <th>Cable</th> <th>Preamp</th> <th>Aux</th> <th>APos</th> <th>TPos</th> </tr> <tr> <th>Freq</th> <th>Level</th> <th>Line</th> <th>Margin</th> <th>Level</th> <th>Factor</th> <th>Loss</th> <th>Factor</th> </tr> <tr> <th>MHz</th> <th>dBuV/m</th> <th>dBuV/m</th> <th>dB</th> <th>dBuV</th> <th>dB/m</th> <th>dB</th> <th>dB</th> </tr> </thead> <tbody> <tr> <td>1</td> <td>2499.94</td> <td>49.09</td> <td>74.00</td> <td>-24.91</td> <td>40.63</td> <td>32.33</td> <td>7.28</td> <td>37.15</td> <td>6.00</td> <td>100</td> <td>185</td> <td>PEAK</td> </tr> </tbody> </table>	Limit	Read	Ant	Cable	Preamp	Aux	APos	TPos	Freq	Level	Line	Margin	Level	Factor	Loss	Factor	MHz	dBuV/m	dBuV/m	dB	dBuV	dB/m	dB	dB	1	2499.94	49.09	74.00	-24.91	40.63	32.33	7.28	37.15	6.00	100	185	PEAK	<table border="1"> <thead> <tr> <th>Limit</th> <th>Read</th> <th>Ant</th> <th>Cable</th> <th>Preamp</th> <th>Aux</th> <th>APos</th> <th>TPos</th> </tr> <tr> <th>Freq</th> <th>Level</th> <th>Line</th> <th>Margin</th> <th>Level</th> <th>Factor</th> <th>Loss</th> <th>Factor</th> </tr> <tr> <th>MHz</th> <th>dBuV/m</th> <th>dBuV/m</th> <th>dB</th> <th>dBuV</th> <th>dB/m</th> <th>dB</th> <th>dB</th> </tr> </thead> <tbody> <tr> <td>1</td> <td>2434.00</td> <td>96.89</td> <td>74.00</td> <td>22.89</td> <td>88.09</td> <td>32.37</td> <td>7.18</td> <td>36.75</td> <td>6.00</td> <td>100</td> <td>185</td> <td>Peak</td> </tr> </tbody> </table>	Limit	Read	Ant	Cable	Preamp	Aux	APos	TPos	Freq	Level	Line	Margin	Level	Factor	Loss	Factor	MHz	dBuV/m	dBuV/m	dB	dBuV	dB/m	dB	dB	1	2434.00	96.89	74.00	22.89	88.09	32.37	7.18	36.75	6.00	100	185	Peak
	Limit	Read	Ant	Cable	Preamp	Aux	APos	TPos																																																																				
Freq	Level	Line	Margin	Level	Factor	Loss	Factor																																																																					
MHz	dBuV/m	dBuV/m	dB	dBuV	dB/m	dB	dB																																																																					
1	2499.94	49.09	74.00	-24.91	40.63	32.33	7.28	37.15	6.00	100	185	PEAK																																																																
Limit	Read	Ant	Cable	Preamp	Aux	APos	TPos																																																																					
Freq	Level	Line	Margin	Level	Factor	Loss	Factor																																																																					
MHz	dBuV/m	dBuV/m	dB	dBuV	dB/m	dB	dB																																																																					
1	2434.00	96.89	74.00	22.89	88.09	32.37	7.18	36.75	6.00	100	185	Peak																																																																
Avg	<table border="1"> <thead> <tr> <th>Limit</th> <th>Read</th> <th>Ant</th> <th>Cable</th> <th>Preamp</th> <th>Aux</th> <th>APos</th> <th>TPos</th> </tr> <tr> <th>Freq</th> <th>Level</th> <th>Line</th> <th>Margin</th> <th>Level</th> <th>Factor</th> <th>Loss</th> <th>Factor</th> </tr> <tr> <th>MHz</th> <th>dBuV/m</th> <th>dBuV/m</th> <th>dB</th> <th>dBuV</th> <th>dB/m</th> <th>dB</th> <th>dB</th> </tr> </thead> <tbody> <tr> <td>1</td> <td>2389.95</td> <td>39.38</td> <td>54.00</td> <td>-14.62</td> <td>30.41</td> <td>32.38</td> <td>7.11</td> <td>36.52</td> <td>6.00</td> <td>100</td> <td>185</td> <td>AVERAGE</td> </tr> </tbody> </table>	Limit	Read	Ant	Cable	Preamp	Aux	APos	TPos	Freq	Level	Line	Margin	Level	Factor	Loss	Factor	MHz	dBuV/m	dBuV/m	dB	dBuV	dB/m	dB	dB	1	2389.95	39.38	54.00	-14.62	30.41	32.38	7.11	36.52	6.00	100	185	AVERAGE	<table border="1"> <thead> <tr> <th>Limit</th> <th>Read</th> <th>Ant</th> <th>Cable</th> <th>Preamp</th> <th>Aux</th> <th>APos</th> <th>TPos</th> </tr> <tr> <th>Freq</th> <th>Level</th> <th>Line</th> <th>Margin</th> <th>Level</th> <th>Factor</th> <th>Loss</th> <th>Factor</th> </tr> <tr> <th>MHz</th> <th>dBuV/m</th> <th>dBuV/m</th> <th>dB</th> <th>dBuV</th> <th>dB/m</th> <th>dB</th> <th>dB</th> </tr> </thead> <tbody> <tr> <td>1</td> <td>2422.00</td> <td>80.86</td> <td>54.00</td> <td>26.86</td> <td>72.00</td> <td>32.38</td> <td>7.15</td> <td>36.67</td> <td>6.00</td> <td>100</td> <td>185</td> <td>AVERAGE</td> </tr> </tbody> </table>	Limit	Read	Ant	Cable	Preamp	Aux	APos	TPos	Freq	Level	Line	Margin	Level	Factor	Loss	Factor	MHz	dBuV/m	dBuV/m	dB	dBuV	dB/m	dB	dB	1	2422.00	80.86	54.00	26.86	72.00	32.38	7.15	36.67	6.00	100	185	AVERAGE
	Limit	Read	Ant	Cable	Preamp	Aux	APos	TPos																																																																				
Freq	Level	Line	Margin	Level	Factor	Loss	Factor																																																																					
MHz	dBuV/m	dBuV/m	dB	dBuV	dB/m	dB	dB																																																																					
1	2389.95	39.38	54.00	-14.62	30.41	32.38	7.11	36.52	6.00	100	185	AVERAGE																																																																
Limit	Read	Ant	Cable	Preamp	Aux	APos	TPos																																																																					
Freq	Level	Line	Margin	Level	Factor	Loss	Factor																																																																					
MHz	dBuV/m	dBuV/m	dB	dBuV	dB/m	dB	dB																																																																					
1	2422.00	80.86	54.00	26.86	72.00	32.38	7.15	36.67	6.00	100	185	AVERAGE																																																																



Mode	10																																																	
	Band Edge - R																																																	
	2400-2483.5_802.11n HT40_CH03_2422MHz																																																	
Pol.	Horizontal	Fundamental																																																
Avg	<table border="1"> <thead> <tr> <th>Limit</th> <th>Read</th> <th>Ant</th> <th>Cable</th> <th>Preamp</th> <th>Aux</th> <th>APos</th> <th>TPos</th> </tr> <tr> <th>Freq</th> <th>Level</th> <th>Line</th> <th>Margin</th> <th>Level</th> <th>Factor</th> <th>Loss</th> <th>Factor</th> </tr> <tr> <th>MHz</th> <th>dBuV/m</th> <th>dBuV/m</th> <th>dB</th> <th>dBuV</th> <th>dB/m</th> <th>dB</th> <th>dB</th> </tr> </thead> <tbody> <tr> <td>1 2485.60</td> <td>37.38</td> <td>54.00</td> <td>-16.62</td> <td>28.84</td> <td>32.34</td> <td>7.26</td> <td>37.06</td> </tr> <tr> <td></td> <td></td> <td></td> <td></td> <td></td> <td></td> <td>6.00</td> <td>100</td> </tr> <tr> <td></td> <td></td> <td></td> <td></td> <td></td> <td></td> <td></td> <td>185 AVERAGE</td> </tr> </tbody> </table>	Limit	Read	Ant	Cable	Preamp	Aux	APos	TPos	Freq	Level	Line	Margin	Level	Factor	Loss	Factor	MHz	dBuV/m	dBuV/m	dB	dBuV	dB/m	dB	dB	1 2485.60	37.38	54.00	-16.62	28.84	32.34	7.26	37.06							6.00	100								185 AVERAGE	Blank
Limit	Read	Ant	Cable	Preamp	Aux	APos	TPos																																											
Freq	Level	Line	Margin	Level	Factor	Loss	Factor																																											
MHz	dBuV/m	dBuV/m	dB	dBuV	dB/m	dB	dB																																											
1 2485.60	37.38	54.00	-16.62	28.84	32.34	7.26	37.06																																											
						6.00	100																																											
							185 AVERAGE																																											



Mode		10																																																																										
		Band Edge - L																																																																										
		2400-2483.5_802.11n HT40_CH03_2422MHz																																																																										
Pol.	Vertical	Fundamental																																																																										
Peak	<table border="1"> <thead> <tr> <th>Limit</th> <th>Read</th> <th>Ant</th> <th>Cable</th> <th>Preamp</th> <th>Aux</th> <th>APos</th> <th>TPos</th> </tr> <tr> <th>Freq</th> <th>Level</th> <th>Line</th> <th>Margin</th> <th>Level</th> <th>Factor</th> <th>Loss</th> <th>Factor</th> </tr> <tr> <th>MHz</th> <th>dBuV/m</th> <th>dBuV/m</th> <th>dB</th> <th>dBuV</th> <th>dB/m</th> <th>dB</th> <th>dB</th> </tr> </thead> <tbody> <tr> <td>1</td> <td>2389.82</td> <td>59.43</td> <td>74.00</td> <td>-14.57</td> <td>50.46</td> <td>32.38</td> <td>7.11</td> <td>36.52</td> <td>6.00</td> <td>300</td> <td>240</td> <td>PEAK</td> </tr> </tbody> </table>	Limit	Read	Ant	Cable	Preamp	Aux	APos	TPos	Freq	Level	Line	Margin	Level	Factor	Loss	Factor	MHz	dBuV/m	dBuV/m	dB	dBuV	dB/m	dB	dB	1	2389.82	59.43	74.00	-14.57	50.46	32.38	7.11	36.52	6.00	300	240	PEAK	<table border="1"> <thead> <tr> <th>Limit</th> <th>Read</th> <th>Ant</th> <th>Cable</th> <th>Preamp</th> <th>Aux</th> <th>APos</th> <th>TPos</th> </tr> <tr> <th>Freq</th> <th>Level</th> <th>Line</th> <th>Margin</th> <th>Level</th> <th>Factor</th> <th>Loss</th> <th>Factor</th> </tr> <tr> <th>MHz</th> <th>dBuV/m</th> <th>dBuV/m</th> <th>dB</th> <th>dBuV</th> <th>dB/m</th> <th>dB</th> <th>dB</th> </tr> </thead> <tbody> <tr> <td>1</td> <td>2422.00</td> <td>106.24</td> <td>74.00</td> <td>32.24</td> <td>97.40</td> <td>32.38</td> <td>7.16</td> <td>36.70</td> <td>6.00</td> <td>300</td> <td>240</td> <td>PEAK</td> </tr> </tbody> </table>	Limit	Read	Ant	Cable	Preamp	Aux	APos	TPos	Freq	Level	Line	Margin	Level	Factor	Loss	Factor	MHz	dBuV/m	dBuV/m	dB	dBuV	dB/m	dB	dB	1	2422.00	106.24	74.00	32.24	97.40	32.38	7.16	36.70	6.00	300	240	PEAK
	Limit	Read	Ant	Cable	Preamp	Aux	APos	TPos																																																																				
Freq	Level	Line	Margin	Level	Factor	Loss	Factor																																																																					
MHz	dBuV/m	dBuV/m	dB	dBuV	dB/m	dB	dB																																																																					
1	2389.82	59.43	74.00	-14.57	50.46	32.38	7.11	36.52	6.00	300	240	PEAK																																																																
Limit	Read	Ant	Cable	Preamp	Aux	APos	TPos																																																																					
Freq	Level	Line	Margin	Level	Factor	Loss	Factor																																																																					
MHz	dBuV/m	dBuV/m	dB	dBuV	dB/m	dB	dB																																																																					
1	2422.00	106.24	74.00	32.24	97.40	32.38	7.16	36.70	6.00	300	240	PEAK																																																																
Avg	<table border="1"> <thead> <tr> <th>Limit</th> <th>Read</th> <th>Ant</th> <th>Cable</th> <th>Preamp</th> <th>Aux</th> <th>APos</th> <th>TPos</th> </tr> <tr> <th>Freq</th> <th>Level</th> <th>Line</th> <th>Margin</th> <th>Level</th> <th>Factor</th> <th>Loss</th> <th>Factor</th> </tr> <tr> <th>MHz</th> <th>dBuV/m</th> <th>dBuV/m</th> <th>dB</th> <th>dBuV</th> <th>dB/m</th> <th>dB</th> <th>dB</th> </tr> </thead> <tbody> <tr> <td>1</td> <td>2389.95</td> <td>49.30</td> <td>54.00</td> <td>-4.70</td> <td>40.33</td> <td>32.38</td> <td>7.11</td> <td>36.52</td> <td>6.00</td> <td>300</td> <td>240</td> <td>AVERAGE</td> </tr> </tbody> </table>	Limit	Read	Ant	Cable	Preamp	Aux	APos	TPos	Freq	Level	Line	Margin	Level	Factor	Loss	Factor	MHz	dBuV/m	dBuV/m	dB	dBuV	dB/m	dB	dB	1	2389.95	49.30	54.00	-4.70	40.33	32.38	7.11	36.52	6.00	300	240	AVERAGE	<table border="1"> <thead> <tr> <th>Limit</th> <th>Read</th> <th>Ant</th> <th>Cable</th> <th>Preamp</th> <th>Aux</th> <th>APos</th> <th>TPos</th> </tr> <tr> <th>Freq</th> <th>Level</th> <th>Line</th> <th>Margin</th> <th>Level</th> <th>Factor</th> <th>Loss</th> <th>Factor</th> </tr> <tr> <th>MHz</th> <th>dBuV/m</th> <th>dBuV/m</th> <th>dB</th> <th>dBuV</th> <th>dB/m</th> <th>dB</th> <th>dB</th> </tr> </thead> <tbody> <tr> <td>1</td> <td>2422.00</td> <td>96.29</td> <td>54.00</td> <td>42.29</td> <td>87.49</td> <td>32.37</td> <td>7.18</td> <td>36.75</td> <td>6.00</td> <td>300</td> <td>240</td> <td>AVERAGE</td> </tr> </tbody> </table>	Limit	Read	Ant	Cable	Preamp	Aux	APos	TPos	Freq	Level	Line	Margin	Level	Factor	Loss	Factor	MHz	dBuV/m	dBuV/m	dB	dBuV	dB/m	dB	dB	1	2422.00	96.29	54.00	42.29	87.49	32.37	7.18	36.75	6.00	300	240	AVERAGE
Limit	Read	Ant	Cable	Preamp	Aux	APos	TPos																																																																					
Freq	Level	Line	Margin	Level	Factor	Loss	Factor																																																																					
MHz	dBuV/m	dBuV/m	dB	dBuV	dB/m	dB	dB																																																																					
1	2389.95	49.30	54.00	-4.70	40.33	32.38	7.11	36.52	6.00	300	240	AVERAGE																																																																
Limit	Read	Ant	Cable	Preamp	Aux	APos	TPos																																																																					
Freq	Level	Line	Margin	Level	Factor	Loss	Factor																																																																					
MHz	dBuV/m	dBuV/m	dB	dBuV	dB/m	dB	dB																																																																					
1	2422.00	96.29	54.00	42.29	87.49	32.37	7.18	36.75	6.00	300	240	AVERAGE																																																																



Mode	10																																																									
	Band Edge - R																																																									
	2400-2483.5_802.11n HT40_CH03_2422MHz																																																									
Pol.	Vertical	Fundamental																																																								
Peak	<p>The plot shows a signal level starting at approximately 97.5 dBuV/m at 2440 MHz and decreasing to about 48.8 dBuV/m at 2500 MHz. A red horizontal line indicates the FCC Part 15C limit at 81.3 dBuV/m. A peak is marked at 2485.84 MHz with a level of 54.49 dBuV/m.</p> <table border="1"> <thead> <tr> <th>Limit</th> <th>Read</th> <th>Ant</th> <th>Cable</th> <th>Preamp</th> <th>Aux</th> <th>APos</th> <th>TPos</th> </tr> <tr> <th>Freq</th> <th>Level</th> <th>Line</th> <th>Margin</th> <th>Level</th> <th>Factor</th> <th>Loss</th> <th>Factor</th> </tr> <tr> <th>MHz</th> <th>dBuV/m</th> <th>dBuV/m</th> <th>dB</th> <th>dBuV</th> <th>dB/m</th> <th>dB</th> <th>dB</th> </tr> </thead> <tbody> <tr> <td>1 2485.84</td> <td>54.49</td> <td>74.00</td> <td>-19.51</td> <td>45.96</td> <td>32.34</td> <td>7.26</td> <td>37.07</td> </tr> <tr> <td></td> <td></td> <td></td> <td></td> <td></td> <td></td> <td>6.00</td> <td>300</td> </tr> <tr> <td></td> <td></td> <td></td> <td></td> <td></td> <td></td> <td></td> <td>240</td> </tr> <tr> <td></td> <td></td> <td></td> <td></td> <td></td> <td></td> <td></td> <td>PEAK</td> </tr> </tbody> </table>	Limit	Read	Ant	Cable	Preamp	Aux	APos	TPos	Freq	Level	Line	Margin	Level	Factor	Loss	Factor	MHz	dBuV/m	dBuV/m	dB	dBuV	dB/m	dB	dB	1 2485.84	54.49	74.00	-19.51	45.96	32.34	7.26	37.07							6.00	300								240								PEAK	Blank
Limit	Read	Ant	Cable	Preamp	Aux	APos	TPos																																																			
Freq	Level	Line	Margin	Level	Factor	Loss	Factor																																																			
MHz	dBuV/m	dBuV/m	dB	dBuV	dB/m	dB	dB																																																			
1 2485.84	54.49	74.00	-19.51	45.96	32.34	7.26	37.07																																																			
						6.00	300																																																			
							240																																																			
							PEAK																																																			



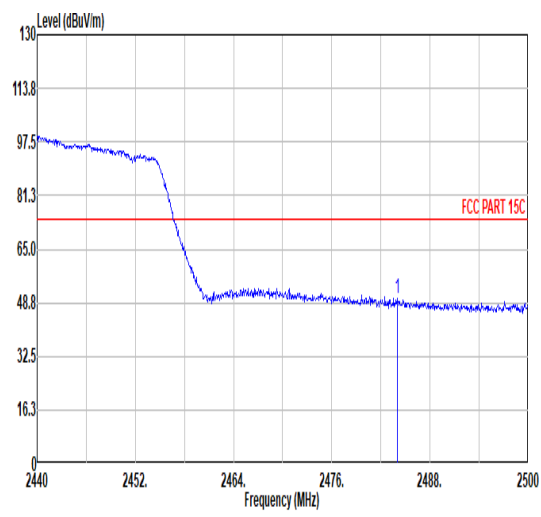
Mode	10																																																																																																											
	Harmonic																																																																																																											
	2400-2483.5_802.11n HT40_CH03_2422MHz																																																																																																											
Pol.	Horizontal	Vertical																																																																																																										
Peak Avg	<table border="1"> <thead> <tr> <th>Limit</th> <th>Read</th> <th>Ant</th> <th>Cable</th> <th>Preamp</th> <th>Aux</th> <th>APos</th> <th>TPos</th> <th>Remark</th> </tr> <tr> <th>Freq</th> <th>Level</th> <th>Line</th> <th>Margin</th> <th>Level</th> <th>Factor</th> <th>Loss</th> <th>Factor</th> <th>Factor</th> </tr> <tr> <th>MHz</th> <th>dBuV/m</th> <th>dBuV/m</th> <th>dB</th> <th>dBuV</th> <th>dB/m</th> <th>dB</th> <th>dB</th> <th>dB</th> </tr> </thead> <tbody> <tr> <td>1</td> <td>4844.00</td> <td>40.75</td> <td>74.00</td> <td>-33.25</td> <td>61.76</td> <td>34.00</td> <td>10.25</td> <td>65.26</td> <td>0.00</td> <td>---</td> <td>---</td> <td>PEAK</td> </tr> <tr> <td>2</td> <td>7266.00</td> <td>41.52</td> <td>74.00</td> <td>-32.48</td> <td>59.59</td> <td>35.75</td> <td>12.72</td> <td>66.54</td> <td>0.00</td> <td>---</td> <td>---</td> <td>PEAK</td> </tr> </tbody> </table>	Limit	Read	Ant	Cable	Preamp	Aux	APos	TPos	Remark	Freq	Level	Line	Margin	Level	Factor	Loss	Factor	Factor	MHz	dBuV/m	dBuV/m	dB	dBuV	dB/m	dB	dB	dB	1	4844.00	40.75	74.00	-33.25	61.76	34.00	10.25	65.26	0.00	---	---	PEAK	2	7266.00	41.52	74.00	-32.48	59.59	35.75	12.72	66.54	0.00	---	---	PEAK	<table border="1"> <thead> <tr> <th>Limit</th> <th>Read</th> <th>Ant</th> <th>Cable</th> <th>Preamp</th> <th>Aux</th> <th>APos</th> <th>TPos</th> <th>Remark</th> </tr> <tr> <th>Freq</th> <th>Level</th> <th>Line</th> <th>Margin</th> <th>Level</th> <th>Factor</th> <th>Loss</th> <th>Factor</th> <th>Factor</th> </tr> <tr> <th>MHz</th> <th>dBuV/m</th> <th>dBuV/m</th> <th>dB</th> <th>dBuV</th> <th>dB/m</th> <th>dB</th> <th>dB</th> <th>dB</th> </tr> </thead> <tbody> <tr> <td>1</td> <td>4844.00</td> <td>40.89</td> <td>74.00</td> <td>-33.11</td> <td>61.90</td> <td>34.00</td> <td>10.25</td> <td>65.26</td> <td>0.00</td> <td>---</td> <td>---</td> <td>PEAK</td> </tr> <tr> <td>2</td> <td>7266.00</td> <td>42.34</td> <td>74.00</td> <td>-31.66</td> <td>60.41</td> <td>35.75</td> <td>12.72</td> <td>66.54</td> <td>0.00</td> <td>---</td> <td>---</td> <td>PEAK</td> </tr> </tbody> </table>	Limit	Read	Ant	Cable	Preamp	Aux	APos	TPos	Remark	Freq	Level	Line	Margin	Level	Factor	Loss	Factor	Factor	MHz	dBuV/m	dBuV/m	dB	dBuV	dB/m	dB	dB	dB	1	4844.00	40.89	74.00	-33.11	61.90	34.00	10.25	65.26	0.00	---	---	PEAK	2	7266.00	42.34	74.00	-31.66	60.41	35.75	12.72	66.54	0.00	---	---	PEAK
Limit	Read	Ant	Cable	Preamp	Aux	APos	TPos	Remark																																																																																																				
Freq	Level	Line	Margin	Level	Factor	Loss	Factor	Factor																																																																																																				
MHz	dBuV/m	dBuV/m	dB	dBuV	dB/m	dB	dB	dB																																																																																																				
1	4844.00	40.75	74.00	-33.25	61.76	34.00	10.25	65.26	0.00	---	---	PEAK																																																																																																
2	7266.00	41.52	74.00	-32.48	59.59	35.75	12.72	66.54	0.00	---	---	PEAK																																																																																																
Limit	Read	Ant	Cable	Preamp	Aux	APos	TPos	Remark																																																																																																				
Freq	Level	Line	Margin	Level	Factor	Loss	Factor	Factor																																																																																																				
MHz	dBuV/m	dBuV/m	dB	dBuV	dB/m	dB	dB	dB																																																																																																				
1	4844.00	40.89	74.00	-33.11	61.90	34.00	10.25	65.26	0.00	---	---	PEAK																																																																																																
2	7266.00	42.34	74.00	-31.66	60.41	35.75	12.72	66.54	0.00	---	---	PEAK																																																																																																



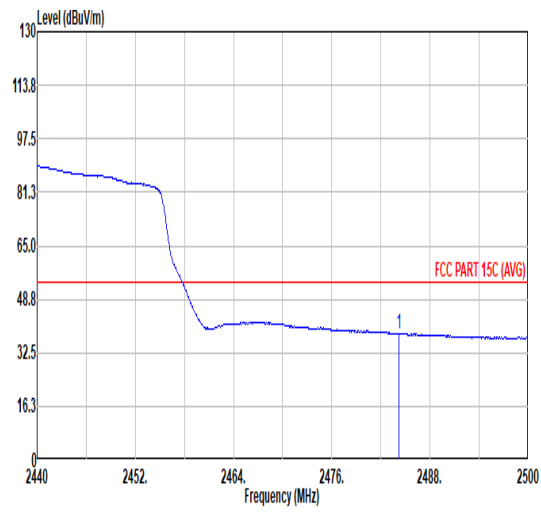
Mode		11																																																																										
		Band Edge - L																																																																										
		2400-2483.5_802.11n_HT40_CH06_2437MHz																																																																										
Pol.	Horizontal	Fundamental																																																																										
Peak	<table border="1"> <thead> <tr> <th>Limit</th> <th>Read</th> <th>Ant</th> <th>Cable</th> <th>Preamp</th> <th>Aux</th> <th>APos</th> <th>TPos</th> </tr> <tr> <th>Freq</th> <th>Level</th> <th>Line</th> <th>Margin</th> <th>Level</th> <th>Factor</th> <th>Loss</th> <th>Factor</th> </tr> <tr> <th>MHz</th> <th>dBuV/m</th> <th>dBuV/m</th> <th>dB</th> <th>dBuV</th> <th>dB/m</th> <th>dB</th> <th>dB</th> </tr> </thead> <tbody> <tr> <td>1</td> <td>2378.84</td> <td>49.55</td> <td>74.00</td> <td>-24.45</td> <td>40.75</td> <td>32.28</td> <td>7.00</td> <td>36.56</td> <td>6.00</td> <td>293</td> <td>0</td> <td>PEAK</td> </tr> </tbody> </table>	Limit	Read	Ant	Cable	Preamp	Aux	APos	TPos	Freq	Level	Line	Margin	Level	Factor	Loss	Factor	MHz	dBuV/m	dBuV/m	dB	dBuV	dB/m	dB	dB	1	2378.84	49.55	74.00	-24.45	40.75	32.28	7.00	36.56	6.00	293	0	PEAK	<table border="1"> <thead> <tr> <th>Limit</th> <th>Read</th> <th>Ant</th> <th>Cable</th> <th>Preamp</th> <th>Aux</th> <th>APos</th> <th>TPos</th> </tr> <tr> <th>Freq</th> <th>Level</th> <th>Line</th> <th>Margin</th> <th>Level</th> <th>Factor</th> <th>Loss</th> <th>Factor</th> </tr> <tr> <th>MHz</th> <th>dBuV/m</th> <th>dBuV/m</th> <th>dB</th> <th>dBuV</th> <th>dB/m</th> <th>dB</th> <th>dB</th> </tr> </thead> <tbody> <tr> <td>1</td> <td>2437.00</td> <td>99.41</td> <td>74.00</td> <td>25.41</td> <td>90.64</td> <td>32.37</td> <td>7.18</td> <td>36.78</td> <td>6.00</td> <td>293</td> <td>0</td> <td>PEAK</td> </tr> </tbody> </table>	Limit	Read	Ant	Cable	Preamp	Aux	APos	TPos	Freq	Level	Line	Margin	Level	Factor	Loss	Factor	MHz	dBuV/m	dBuV/m	dB	dBuV	dB/m	dB	dB	1	2437.00	99.41	74.00	25.41	90.64	32.37	7.18	36.78	6.00	293	0	PEAK
	Limit	Read	Ant	Cable	Preamp	Aux	APos	TPos																																																																				
Freq	Level	Line	Margin	Level	Factor	Loss	Factor																																																																					
MHz	dBuV/m	dBuV/m	dB	dBuV	dB/m	dB	dB																																																																					
1	2378.84	49.55	74.00	-24.45	40.75	32.28	7.00	36.56	6.00	293	0	PEAK																																																																
Limit	Read	Ant	Cable	Preamp	Aux	APos	TPos																																																																					
Freq	Level	Line	Margin	Level	Factor	Loss	Factor																																																																					
MHz	dBuV/m	dBuV/m	dB	dBuV	dB/m	dB	dB																																																																					
1	2437.00	99.41	74.00	25.41	90.64	32.37	7.18	36.78	6.00	293	0	PEAK																																																																
Avg	<table border="1"> <thead> <tr> <th>Limit</th> <th>Read</th> <th>Ant</th> <th>Cable</th> <th>Preamp</th> <th>Aux</th> <th>APos</th> <th>TPos</th> </tr> <tr> <th>Freq</th> <th>Level</th> <th>Line</th> <th>Margin</th> <th>Level</th> <th>Factor</th> <th>Loss</th> <th>Factor</th> </tr> <tr> <th>MHz</th> <th>dBuV/m</th> <th>dBuV/m</th> <th>dB</th> <th>dBuV</th> <th>dB/m</th> <th>dB</th> <th>dB</th> </tr> </thead> <tbody> <tr> <td>1</td> <td>2388.91</td> <td>38.07</td> <td>54.00</td> <td>-15.93</td> <td>29.12</td> <td>32.37</td> <td>7.10</td> <td>36.52</td> <td>6.00</td> <td>293</td> <td>0</td> <td>AVERAGE</td> </tr> </tbody> </table>	Limit	Read	Ant	Cable	Preamp	Aux	APos	TPos	Freq	Level	Line	Margin	Level	Factor	Loss	Factor	MHz	dBuV/m	dBuV/m	dB	dBuV	dB/m	dB	dB	1	2388.91	38.07	54.00	-15.93	29.12	32.37	7.10	36.52	6.00	293	0	AVERAGE	<table border="1"> <thead> <tr> <th>Limit</th> <th>Read</th> <th>Ant</th> <th>Cable</th> <th>Preamp</th> <th>Aux</th> <th>APos</th> <th>TPos</th> </tr> <tr> <th>Freq</th> <th>Level</th> <th>Line</th> <th>Margin</th> <th>Level</th> <th>Factor</th> <th>Loss</th> <th>Factor</th> </tr> <tr> <th>MHz</th> <th>dBuV/m</th> <th>dBuV/m</th> <th>dB</th> <th>dBuV</th> <th>dB/m</th> <th>dB</th> <th>dB</th> </tr> </thead> <tbody> <tr> <td>1</td> <td>2437.00</td> <td>89.14</td> <td>54.00</td> <td>35.14</td> <td>80.37</td> <td>32.37</td> <td>7.18</td> <td>36.78</td> <td>6.00</td> <td>293</td> <td>0</td> <td>AVERAGE</td> </tr> </tbody> </table>	Limit	Read	Ant	Cable	Preamp	Aux	APos	TPos	Freq	Level	Line	Margin	Level	Factor	Loss	Factor	MHz	dBuV/m	dBuV/m	dB	dBuV	dB/m	dB	dB	1	2437.00	89.14	54.00	35.14	80.37	32.37	7.18	36.78	6.00	293	0	AVERAGE
Limit	Read	Ant	Cable	Preamp	Aux	APos	TPos																																																																					
Freq	Level	Line	Margin	Level	Factor	Loss	Factor																																																																					
MHz	dBuV/m	dBuV/m	dB	dBuV	dB/m	dB	dB																																																																					
1	2388.91	38.07	54.00	-15.93	29.12	32.37	7.10	36.52	6.00	293	0	AVERAGE																																																																
Limit	Read	Ant	Cable	Preamp	Aux	APos	TPos																																																																					
Freq	Level	Line	Margin	Level	Factor	Loss	Factor																																																																					
MHz	dBuV/m	dBuV/m	dB	dBuV	dB/m	dB	dB																																																																					
1	2437.00	89.14	54.00	35.14	80.37	32.37	7.18	36.78	6.00	293	0	AVERAGE																																																																



11	
Mode	Band Edge - R
	2400-2483.5_802.11n HT40_CH06_2437MHz
Pol.	Horizontal
Peak	Fundamental
	Blank
Avg	Fundamental
	Blank



Limit	Read	Ant	Cable	Preamp	Aux	APos	TPos	Remark				
Freq	Level	Line	Margin	Level	Factor	Loss	Factor	Factor				
MHz	dBuV/m	dBuV/m	dB	dBuV	dB/m	dB	dB	dB				
							cm	deg				
1	2484.04	50.15	74.00	-23.85	41.60	32.34	7.26	37.05	6.00	293	0	PEAK



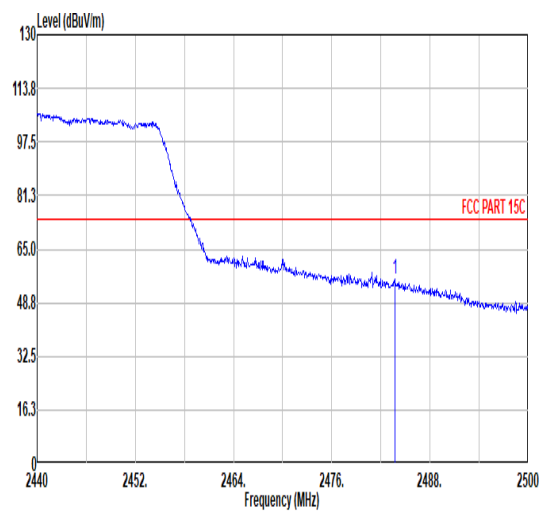
Limit	Read	Ant	Cable	Preamp	Aux	APos	TPos	Remark				
Freq	Level	Line	Margin	Level	Factor	Loss	Factor	Factor				
MHz	dBuV/m	dBuV/m	dB	dBuV	dB/m	dB	dB	dB				
							cm	deg				
1	2484.16	38.43	54.00	-15.57	29.89	32.34	7.26	37.06	6.00	293	0	AVERAGE



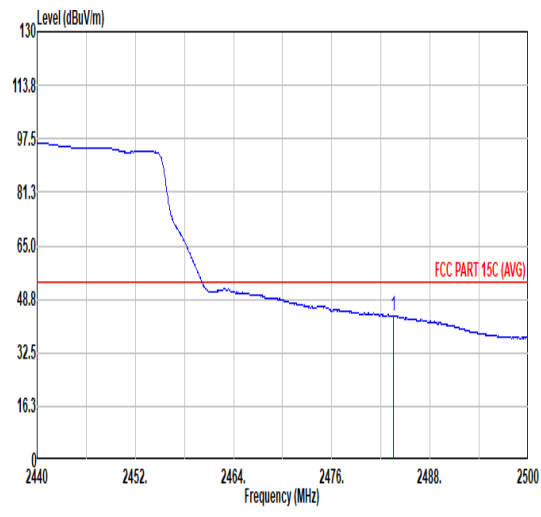
Mode		11																																																																																		
		Band Edge - L																																																																																		
		2400-2483.5_802.11n_HT40_CH06_2437MHz																																																																																		
Pol.	Vertical	Fundamental																																																																																		
Peak	<table border="1"> <thead> <tr> <th>Limit</th> <th>Read</th> <th>Ant</th> <th>Cable</th> <th>Preamp</th> <th>Aux</th> <th>APos</th> <th>TPos</th> <th>Remark</th> </tr> <tr> <th>Freq</th> <th>Level</th> <th>Line</th> <th>Margin</th> <th>Level</th> <th>Factor</th> <th>Loss</th> <th>Factor</th> <th>Factor</th> </tr> <tr> <th>MHz</th> <th>dBuV/m</th> <th>dBuV/m</th> <th>dB</th> <th>dBuV</th> <th>dB/m</th> <th>dB</th> <th>dB</th> <th>cm</th> <th>deg</th> </tr> </thead> <tbody> <tr> <td>1</td> <td>2389.17</td> <td>51.61</td> <td>74.00</td> <td>-22.39</td> <td>42.66</td> <td>32.37</td> <td>7.10</td> <td>36.52</td> <td>6.00</td> <td>300</td> <td>304</td> <td>PEAK</td> </tr> </tbody> </table>	Limit	Read	Ant	Cable	Preamp	Aux	APos	TPos	Remark	Freq	Level	Line	Margin	Level	Factor	Loss	Factor	Factor	MHz	dBuV/m	dBuV/m	dB	dBuV	dB/m	dB	dB	cm	deg	1	2389.17	51.61	74.00	-22.39	42.66	32.37	7.10	36.52	6.00	300	304	PEAK	<table border="1"> <thead> <tr> <th>Limit</th> <th>Read</th> <th>Ant</th> <th>Cable</th> <th>Preamp</th> <th>Aux</th> <th>APos</th> <th>TPos</th> <th>Remark</th> </tr> <tr> <th>Freq</th> <th>Level</th> <th>Line</th> <th>Margin</th> <th>Level</th> <th>Factor</th> <th>Loss</th> <th>Factor</th> <th>Factor</th> </tr> <tr> <th>MHz</th> <th>dBuV/m</th> <th>dBuV/m</th> <th>dB</th> <th>dBuV</th> <th>dB/m</th> <th>dB</th> <th>dB</th> <th>cm</th> <th>deg</th> </tr> </thead> <tbody> <tr> <td>1</td> <td>2437.00</td> <td>105.86</td> <td>74.00</td> <td>31.86</td> <td>97.09</td> <td>32.37</td> <td>7.18</td> <td>36.78</td> <td>6.00</td> <td>300</td> <td>304</td> <td>PEAK</td> </tr> </tbody> </table>	Limit	Read	Ant	Cable	Preamp	Aux	APos	TPos	Remark	Freq	Level	Line	Margin	Level	Factor	Loss	Factor	Factor	MHz	dBuV/m	dBuV/m	dB	dBuV	dB/m	dB	dB	cm	deg	1	2437.00	105.86	74.00	31.86	97.09	32.37	7.18	36.78	6.00	300	304	PEAK
	Limit	Read	Ant	Cable	Preamp	Aux	APos	TPos	Remark																																																																											
Freq	Level	Line	Margin	Level	Factor	Loss	Factor	Factor																																																																												
MHz	dBuV/m	dBuV/m	dB	dBuV	dB/m	dB	dB	cm	deg																																																																											
1	2389.17	51.61	74.00	-22.39	42.66	32.37	7.10	36.52	6.00	300	304	PEAK																																																																								
Limit	Read	Ant	Cable	Preamp	Aux	APos	TPos	Remark																																																																												
Freq	Level	Line	Margin	Level	Factor	Loss	Factor	Factor																																																																												
MHz	dBuV/m	dBuV/m	dB	dBuV	dB/m	dB	dB	cm	deg																																																																											
1	2437.00	105.86	74.00	31.86	97.09	32.37	7.18	36.78	6.00	300	304	PEAK																																																																								
Avg	<table border="1"> <thead> <tr> <th>Limit</th> <th>Read</th> <th>Ant</th> <th>Cable</th> <th>Preamp</th> <th>Aux</th> <th>APos</th> <th>TPos</th> <th>Remark</th> </tr> <tr> <th>Freq</th> <th>Level</th> <th>Line</th> <th>Margin</th> <th>Level</th> <th>Factor</th> <th>Loss</th> <th>Factor</th> <th>Factor</th> </tr> <tr> <th>MHz</th> <th>dBuV/m</th> <th>dBuV/m</th> <th>dB</th> <th>dBuV</th> <th>dB/m</th> <th>dB</th> <th>dB</th> <th>cm</th> <th>deg</th> </tr> </thead> <tbody> <tr> <td>1</td> <td>2389.95</td> <td>40.91</td> <td>54.00</td> <td>-13.09</td> <td>31.94</td> <td>32.38</td> <td>7.11</td> <td>36.52</td> <td>6.00</td> <td>300</td> <td>304</td> <td>AVERAGE</td> </tr> </tbody> </table>	Limit	Read	Ant	Cable	Preamp	Aux	APos	TPos	Remark	Freq	Level	Line	Margin	Level	Factor	Loss	Factor	Factor	MHz	dBuV/m	dBuV/m	dB	dBuV	dB/m	dB	dB	cm	deg	1	2389.95	40.91	54.00	-13.09	31.94	32.38	7.11	36.52	6.00	300	304	AVERAGE	<table border="1"> <thead> <tr> <th>Limit</th> <th>Read</th> <th>Ant</th> <th>Cable</th> <th>Preamp</th> <th>Aux</th> <th>APos</th> <th>TPos</th> <th>Remark</th> </tr> <tr> <th>Freq</th> <th>Level</th> <th>Line</th> <th>Margin</th> <th>Level</th> <th>Factor</th> <th>Loss</th> <th>Factor</th> <th>Factor</th> </tr> <tr> <th>MHz</th> <th>dBuV/m</th> <th>dBuV/m</th> <th>dB</th> <th>dBuV</th> <th>dB/m</th> <th>dB</th> <th>dB</th> <th>cm</th> <th>deg</th> </tr> </thead> <tbody> <tr> <td>1</td> <td>2437.00</td> <td>96.21</td> <td>54.00</td> <td>42.21</td> <td>87.44</td> <td>32.37</td> <td>7.19</td> <td>36.79</td> <td>6.00</td> <td>300</td> <td>304</td> <td>AVERAGE</td> </tr> </tbody> </table>	Limit	Read	Ant	Cable	Preamp	Aux	APos	TPos	Remark	Freq	Level	Line	Margin	Level	Factor	Loss	Factor	Factor	MHz	dBuV/m	dBuV/m	dB	dBuV	dB/m	dB	dB	cm	deg	1	2437.00	96.21	54.00	42.21	87.44	32.37	7.19	36.79	6.00	300	304	AVERAGE
Limit	Read	Ant	Cable	Preamp	Aux	APos	TPos	Remark																																																																												
Freq	Level	Line	Margin	Level	Factor	Loss	Factor	Factor																																																																												
MHz	dBuV/m	dBuV/m	dB	dBuV	dB/m	dB	dB	cm	deg																																																																											
1	2389.95	40.91	54.00	-13.09	31.94	32.38	7.11	36.52	6.00	300	304	AVERAGE																																																																								
Limit	Read	Ant	Cable	Preamp	Aux	APos	TPos	Remark																																																																												
Freq	Level	Line	Margin	Level	Factor	Loss	Factor	Factor																																																																												
MHz	dBuV/m	dBuV/m	dB	dBuV	dB/m	dB	dB	cm	deg																																																																											
1	2437.00	96.21	54.00	42.21	87.44	32.37	7.19	36.79	6.00	300	304	AVERAGE																																																																								



11	
Mode	Band Edge - R
	2400-2483.5_802.11n HT40_CH06_2437MHz
Pol.	Vertical
Peak	Fundamental
	Blank
Avg	Fundamental
	Blank



Limit	Read	Ant	Cable	Preamp	Aux	APos	TPos	Remark				
Freq	Level	Line	Margin	Level	Factor	Loss	Factor	Factor				
MHz	dBuV/m	dBuV/m	dB	dBuV	dB/m	dB	dB	dB				
							cm	deg				
1	2483.68	56.14	74.00	-17.86	47.59	32.34	7.26	37.05	6.00	300	304	PEAK

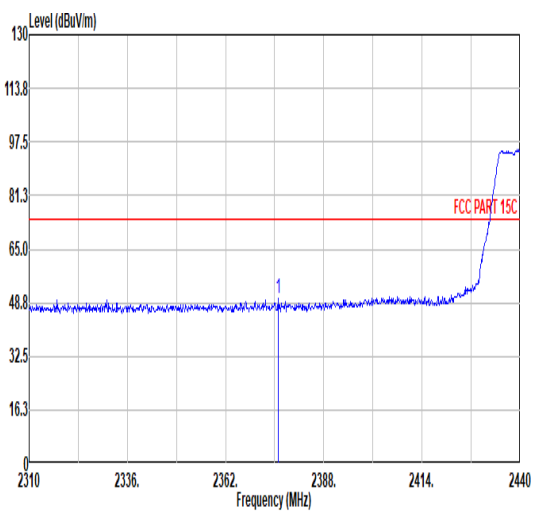
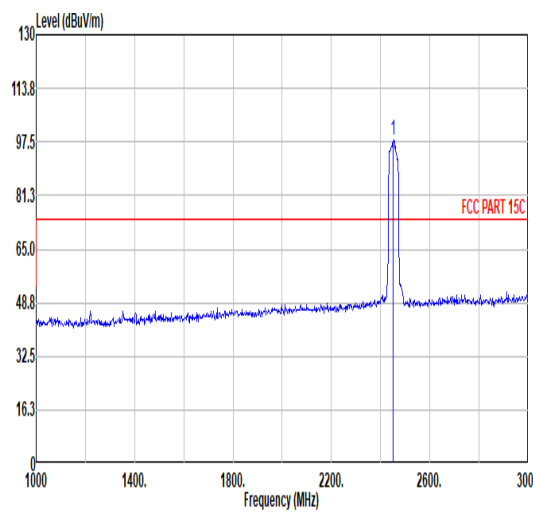
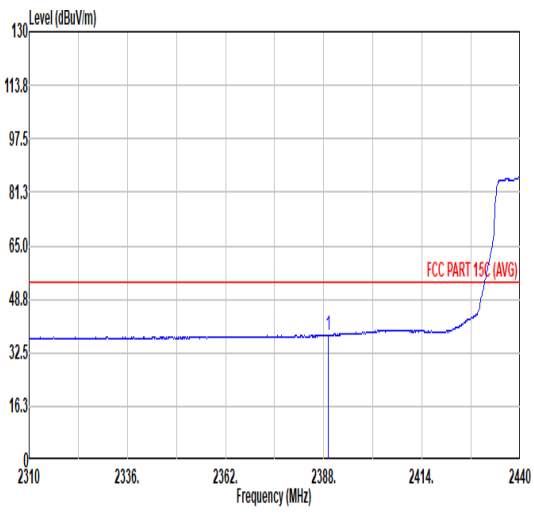
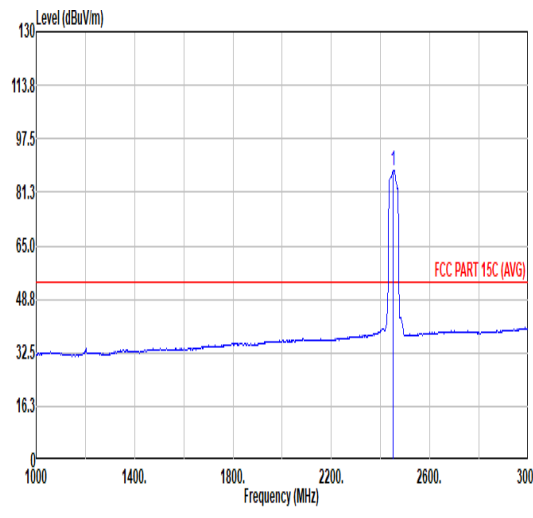


Limit	Read	Ant	Cable	Preamp	Aux	APos	TPos	Remark				
Freq	Level	Line	Margin	Level	Factor	Loss	Factor	Factor				
MHz	dBuV/m	dBuV/m	dB	dBuV	dB/m	dB	dB	dB				
							cm	deg				
1	2483.50	43.80	54.00	-10.20	35.25	32.34	7.26	37.05	6.00	300	304	AVERAGE



Mode	11																																																																																																											
	Harmonic																																																																																																											
	2400-2483.5_802.11n HT40_CH06_2437MHz																																																																																																											
Pol.	Horizontal	Vertical																																																																																																										
Peak Avg	<table border="1"> <thead> <tr> <th>Limit</th> <th>Read</th> <th>Ant</th> <th>Cable</th> <th>Preamp</th> <th>Aux</th> <th>APos</th> <th>TPos</th> <th>Remark</th> </tr> <tr> <th>Freq</th> <th>Level</th> <th>Line</th> <th>Margin</th> <th>Level</th> <th>Factor</th> <th>Loss</th> <th>Factor</th> <th>Factor</th> </tr> <tr> <th>MHz</th> <th>dBuV/m</th> <th>dBuV/m</th> <th>dB</th> <th>dBuV</th> <th>dB/m</th> <th>dB</th> <th>dB</th> <th>dB</th> </tr> </thead> <tbody> <tr> <td>1</td> <td>4874.00</td> <td>40.62</td> <td>74.00</td> <td>-33.38</td> <td>61.61</td> <td>34.00</td> <td>10.29</td> <td>65.28</td> <td>0.00</td> <td>---</td> <td>---</td> <td>PEAK</td> </tr> <tr> <td>2</td> <td>7311.00</td> <td>41.31</td> <td>74.00</td> <td>-32.69</td> <td>59.52</td> <td>35.76</td> <td>12.72</td> <td>66.69</td> <td>0.00</td> <td>---</td> <td>---</td> <td>PEAK</td> </tr> </tbody> </table>	Limit	Read	Ant	Cable	Preamp	Aux	APos	TPos	Remark	Freq	Level	Line	Margin	Level	Factor	Loss	Factor	Factor	MHz	dBuV/m	dBuV/m	dB	dBuV	dB/m	dB	dB	dB	1	4874.00	40.62	74.00	-33.38	61.61	34.00	10.29	65.28	0.00	---	---	PEAK	2	7311.00	41.31	74.00	-32.69	59.52	35.76	12.72	66.69	0.00	---	---	PEAK	<table border="1"> <thead> <tr> <th>Limit</th> <th>Read</th> <th>Ant</th> <th>Cable</th> <th>Preamp</th> <th>Aux</th> <th>APos</th> <th>TPos</th> <th>Remark</th> </tr> <tr> <th>Freq</th> <th>Level</th> <th>Line</th> <th>Margin</th> <th>Level</th> <th>Factor</th> <th>Loss</th> <th>Factor</th> <th>Factor</th> </tr> <tr> <th>MHz</th> <th>dBuV/m</th> <th>dBuV/m</th> <th>dB</th> <th>dBuV</th> <th>dB/m</th> <th>dB</th> <th>dB</th> <th>dB</th> </tr> </thead> <tbody> <tr> <td>1</td> <td>4874.00</td> <td>40.68</td> <td>74.00</td> <td>-33.32</td> <td>61.67</td> <td>34.00</td> <td>10.29</td> <td>65.28</td> <td>0.00</td> <td>---</td> <td>---</td> <td>PEAK</td> </tr> <tr> <td>2</td> <td>7311.00</td> <td>41.68</td> <td>74.00</td> <td>-32.32</td> <td>59.89</td> <td>35.76</td> <td>12.72</td> <td>66.69</td> <td>0.00</td> <td>---</td> <td>---</td> <td>PEAK</td> </tr> </tbody> </table>	Limit	Read	Ant	Cable	Preamp	Aux	APos	TPos	Remark	Freq	Level	Line	Margin	Level	Factor	Loss	Factor	Factor	MHz	dBuV/m	dBuV/m	dB	dBuV	dB/m	dB	dB	dB	1	4874.00	40.68	74.00	-33.32	61.67	34.00	10.29	65.28	0.00	---	---	PEAK	2	7311.00	41.68	74.00	-32.32	59.89	35.76	12.72	66.69	0.00	---	---	PEAK
Limit	Read	Ant	Cable	Preamp	Aux	APos	TPos	Remark																																																																																																				
Freq	Level	Line	Margin	Level	Factor	Loss	Factor	Factor																																																																																																				
MHz	dBuV/m	dBuV/m	dB	dBuV	dB/m	dB	dB	dB																																																																																																				
1	4874.00	40.62	74.00	-33.38	61.61	34.00	10.29	65.28	0.00	---	---	PEAK																																																																																																
2	7311.00	41.31	74.00	-32.69	59.52	35.76	12.72	66.69	0.00	---	---	PEAK																																																																																																
Limit	Read	Ant	Cable	Preamp	Aux	APos	TPos	Remark																																																																																																				
Freq	Level	Line	Margin	Level	Factor	Loss	Factor	Factor																																																																																																				
MHz	dBuV/m	dBuV/m	dB	dBuV	dB/m	dB	dB	dB																																																																																																				
1	4874.00	40.68	74.00	-33.32	61.67	34.00	10.29	65.28	0.00	---	---	PEAK																																																																																																
2	7311.00	41.68	74.00	-32.32	59.89	35.76	12.72	66.69	0.00	---	---	PEAK																																																																																																



		12																																																																										
Mode		Band Edge - L																																																																										
		2400-2483.5_802.11n_HT40_CH09_2452MHz																																																																										
Pol.	Horizontal	Fundamental																																																																										
Peak	 <p>Level (dBuV/m)</p> <p>Frequency (MHz)</p> <p>FCC PART 15C</p> <table border="1"> <thead> <tr> <th>Limit</th> <th>Read</th> <th>Ant</th> <th>Cable</th> <th>Preamp</th> <th>Aux</th> <th>APos</th> <th>TPos</th> </tr> <tr> <th>Freq</th> <th>Level</th> <th>Line</th> <th>Margin</th> <th>Level</th> <th>Factor</th> <th>Loss</th> <th>Factor</th> </tr> <tr> <th>MHz</th> <th>dBuV/m</th> <th>dBuV/m</th> <th>dB</th> <th>dBuV</th> <th>dB/m</th> <th>dB</th> <th>dB</th> </tr> </thead> <tbody> <tr> <td>1</td> <td>2376.04</td> <td>50.24</td> <td>74.00</td> <td>-23.76</td> <td>41.41</td> <td>32.30</td> <td>7.00</td> <td>36.55</td> <td>6.00</td> <td>285</td> <td>360</td> <td>PEAK</td> </tr> </tbody> </table>	Limit	Read	Ant	Cable	Preamp	Aux	APos	TPos	Freq	Level	Line	Margin	Level	Factor	Loss	Factor	MHz	dBuV/m	dBuV/m	dB	dBuV	dB/m	dB	dB	1	2376.04	50.24	74.00	-23.76	41.41	32.30	7.00	36.55	6.00	285	360	PEAK	 <p>Level (dBuV/m)</p> <p>Frequency (MHz)</p> <p>FCC PART 15C</p> <table border="1"> <thead> <tr> <th>Limit</th> <th>Read</th> <th>Ant</th> <th>Cable</th> <th>Preamp</th> <th>Aux</th> <th>APos</th> <th>TPos</th> </tr> <tr> <th>Freq</th> <th>Level</th> <th>Line</th> <th>Margin</th> <th>Level</th> <th>Factor</th> <th>Loss</th> <th>Factor</th> </tr> <tr> <th>MHz</th> <th>dBuV/m</th> <th>dBuV/m</th> <th>dB</th> <th>dBuV</th> <th>dB/m</th> <th>dB</th> <th>dB</th> </tr> </thead> <tbody> <tr> <td>1</td> <td>2452.00</td> <td>97.96</td> <td>74.00</td> <td>23.96</td> <td>89.26</td> <td>32.36</td> <td>7.21</td> <td>36.87</td> <td>6.00</td> <td>285</td> <td>360</td> <td>PEAK</td> </tr> </tbody> </table>	Limit	Read	Ant	Cable	Preamp	Aux	APos	TPos	Freq	Level	Line	Margin	Level	Factor	Loss	Factor	MHz	dBuV/m	dBuV/m	dB	dBuV	dB/m	dB	dB	1	2452.00	97.96	74.00	23.96	89.26	32.36	7.21	36.87	6.00	285	360	PEAK
Limit	Read	Ant	Cable	Preamp	Aux	APos	TPos																																																																					
Freq	Level	Line	Margin	Level	Factor	Loss	Factor																																																																					
MHz	dBuV/m	dBuV/m	dB	dBuV	dB/m	dB	dB																																																																					
1	2376.04	50.24	74.00	-23.76	41.41	32.30	7.00	36.55	6.00	285	360	PEAK																																																																
Limit	Read	Ant	Cable	Preamp	Aux	APos	TPos																																																																					
Freq	Level	Line	Margin	Level	Factor	Loss	Factor																																																																					
MHz	dBuV/m	dBuV/m	dB	dBuV	dB/m	dB	dB																																																																					
1	2452.00	97.96	74.00	23.96	89.26	32.36	7.21	36.87	6.00	285	360	PEAK																																																																
Avg	 <p>Level (dBuV/m)</p> <p>Frequency (MHz)</p> <p>FCC PART 15C (AVG)</p> <table border="1"> <thead> <tr> <th>Limit</th> <th>Read</th> <th>Ant</th> <th>Cable</th> <th>Preamp</th> <th>Aux</th> <th>APos</th> <th>TPos</th> </tr> <tr> <th>Freq</th> <th>Level</th> <th>Line</th> <th>Margin</th> <th>Level</th> <th>Factor</th> <th>Loss</th> <th>Factor</th> </tr> <tr> <th>MHz</th> <th>dBuV/m</th> <th>dBuV/m</th> <th>dB</th> <th>dBuV</th> <th>dB/m</th> <th>dB</th> <th>dB</th> </tr> </thead> <tbody> <tr> <td>1</td> <td>2389.17</td> <td>37.98</td> <td>54.00</td> <td>-16.02</td> <td>29.03</td> <td>32.37</td> <td>7.10</td> <td>36.52</td> <td>6.00</td> <td>285</td> <td>360</td> <td>AVERAGE</td> </tr> </tbody> </table>	Limit	Read	Ant	Cable	Preamp	Aux	APos	TPos	Freq	Level	Line	Margin	Level	Factor	Loss	Factor	MHz	dBuV/m	dBuV/m	dB	dBuV	dB/m	dB	dB	1	2389.17	37.98	54.00	-16.02	29.03	32.37	7.10	36.52	6.00	285	360	AVERAGE	 <p>Level (dBuV/m)</p> <p>Frequency (MHz)</p> <p>FCC PART 15C (AVG)</p> <table border="1"> <thead> <tr> <th>Limit</th> <th>Read</th> <th>Ant</th> <th>Cable</th> <th>Preamp</th> <th>Aux</th> <th>APos</th> <th>TPos</th> </tr> <tr> <th>Freq</th> <th>Level</th> <th>Line</th> <th>Margin</th> <th>Level</th> <th>Factor</th> <th>Loss</th> <th>Factor</th> </tr> <tr> <th>MHz</th> <th>dBuV/m</th> <th>dBuV/m</th> <th>dB</th> <th>dBuV</th> <th>dB/m</th> <th>dB</th> <th>dB</th> </tr> </thead> <tbody> <tr> <td>1</td> <td>2452.00</td> <td>88.05</td> <td>54.00</td> <td>34.05</td> <td>79.35</td> <td>32.36</td> <td>7.21</td> <td>36.87</td> <td>6.00</td> <td>285</td> <td>360</td> <td>AVERAGE</td> </tr> </tbody> </table>	Limit	Read	Ant	Cable	Preamp	Aux	APos	TPos	Freq	Level	Line	Margin	Level	Factor	Loss	Factor	MHz	dBuV/m	dBuV/m	dB	dBuV	dB/m	dB	dB	1	2452.00	88.05	54.00	34.05	79.35	32.36	7.21	36.87	6.00	285	360	AVERAGE
Limit	Read	Ant	Cable	Preamp	Aux	APos	TPos																																																																					
Freq	Level	Line	Margin	Level	Factor	Loss	Factor																																																																					
MHz	dBuV/m	dBuV/m	dB	dBuV	dB/m	dB	dB																																																																					
1	2389.17	37.98	54.00	-16.02	29.03	32.37	7.10	36.52	6.00	285	360	AVERAGE																																																																
Limit	Read	Ant	Cable	Preamp	Aux	APos	TPos																																																																					
Freq	Level	Line	Margin	Level	Factor	Loss	Factor																																																																					
MHz	dBuV/m	dBuV/m	dB	dBuV	dB/m	dB	dB																																																																					
1	2452.00	88.05	54.00	34.05	79.35	32.36	7.21	36.87	6.00	285	360	AVERAGE																																																																



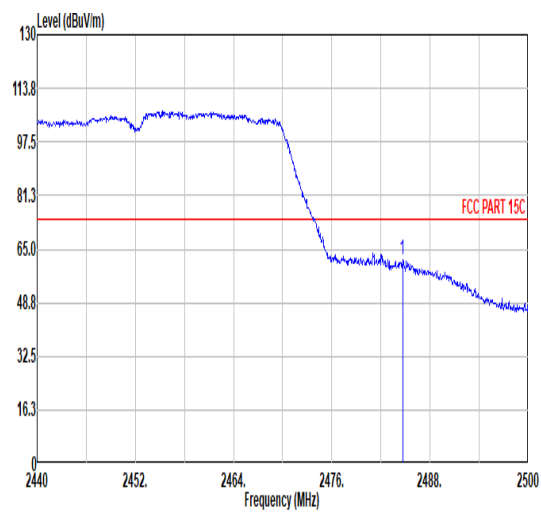
		12																																				
Mode	Band Edge - R																																					
	2400-2483.5_802.11n HT40_CH09_2452MHz																																					
Pol.	Horizontal		Fundamental																																			
Peak			Blank																																			
	<table border="1"> <thead> <tr> <th>Limit</th> <th>Read</th> <th>Ant</th> <th>Cable</th> <th>Preamp</th> <th>Aux</th> <th>APos</th> <th>TPos</th> </tr> <tr> <th>Freq</th> <th>Level</th> <th>Line</th> <th>Margin</th> <th>Level</th> <th>Factor</th> <th>Loss</th> <th>Factor</th> </tr> <tr> <th>MHz</th> <th>dBuV/m</th> <th>dBuV/m</th> <th>dB</th> <th>dBuV</th> <th>dB/m</th> <th>dB</th> <th>dB</th> </tr> </thead> <tbody> <tr> <td>1</td> <td>2483.58</td> <td>54.35</td> <td>74.00</td> <td>-19.65</td> <td>45.81</td> <td>32.34</td> <td>7.26</td> <td>37.06</td> <td>6.00</td> <td>285</td> <td>360</td> <td>PEAK</td> </tr> </tbody> </table>			Limit	Read	Ant	Cable	Preamp	Aux	APos	TPos	Freq	Level	Line	Margin	Level	Factor	Loss	Factor	MHz	dBuV/m	dBuV/m	dB	dBuV	dB/m	dB	dB	1	2483.58	54.35	74.00	-19.65	45.81	32.34	7.26	37.06	6.00	285
Limit	Read	Ant	Cable	Preamp	Aux	APos	TPos																															
Freq	Level	Line	Margin	Level	Factor	Loss	Factor																															
MHz	dBuV/m	dBuV/m	dB	dBuV	dB/m	dB	dB																															
1	2483.58	54.35	74.00	-19.65	45.81	32.34	7.26	37.06	6.00	285	360	PEAK																										
Avg			Blank																																			
	<table border="1"> <thead> <tr> <th>Limit</th> <th>Read</th> <th>Ant</th> <th>Cable</th> <th>Preamp</th> <th>Aux</th> <th>APos</th> <th>TPos</th> </tr> <tr> <th>Freq</th> <th>Level</th> <th>Line</th> <th>Margin</th> <th>Level</th> <th>Factor</th> <th>Loss</th> <th>Factor</th> </tr> <tr> <th>MHz</th> <th>dBuV/m</th> <th>dBuV/m</th> <th>dB</th> <th>dBuV</th> <th>dB/m</th> <th>dB</th> <th>dB</th> </tr> </thead> <tbody> <tr> <td>1</td> <td>2483.74</td> <td>42.90</td> <td>54.00</td> <td>-11.10</td> <td>34.35</td> <td>32.34</td> <td>7.26</td> <td>37.05</td> <td>6.00</td> <td>285</td> <td>360</td> <td>AVERAGE</td> </tr> </tbody> </table>			Limit	Read	Ant	Cable	Preamp	Aux	APos	TPos	Freq	Level	Line	Margin	Level	Factor	Loss	Factor	MHz	dBuV/m	dBuV/m	dB	dBuV	dB/m	dB	dB	1	2483.74	42.90	54.00	-11.10	34.35	32.34	7.26	37.05	6.00	285
Limit	Read	Ant	Cable	Preamp	Aux	APos	TPos																															
Freq	Level	Line	Margin	Level	Factor	Loss	Factor																															
MHz	dBuV/m	dBuV/m	dB	dBuV	dB/m	dB	dB																															
1	2483.74	42.90	54.00	-11.10	34.35	32.34	7.26	37.05	6.00	285	360	AVERAGE																										



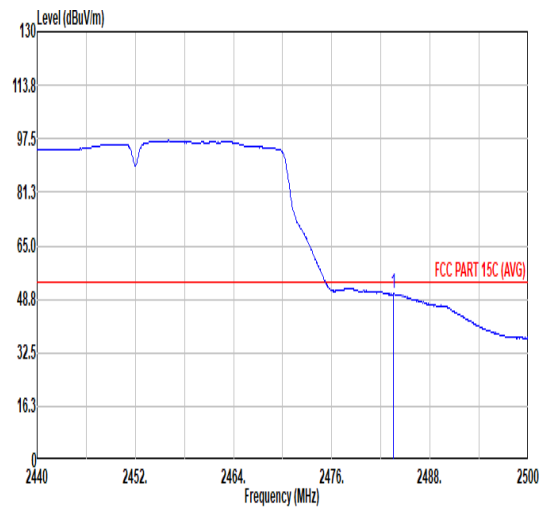
Mode		12																																																																																		
		Band Edge - L																																																																																		
		2400-2483.5_802.11n_HT40_CH09_2452MHz																																																																																		
Pol.	Vertical	Fundamental																																																																																		
Peak	<table border="1"> <thead> <tr> <th>Limit</th> <th>Read</th> <th>Ant</th> <th>Cable</th> <th>Preamp</th> <th>Aux</th> <th>APos</th> <th>TPos</th> <th>Remark</th> </tr> <tr> <th>Freq</th> <th>Level</th> <th>Line</th> <th>Margin</th> <th>Level</th> <th>Factor</th> <th>Loss</th> <th>Factor</th> <th>Factor</th> </tr> <tr> <th>MHz</th> <th>dBuV/m</th> <th>dBuV/m</th> <th>dB</th> <th>dBuV</th> <th>dB/m</th> <th>dB</th> <th>dB</th> <th>cm</th> <th>deg</th> </tr> </thead> <tbody> <tr> <td>1</td> <td>2389.69</td> <td>50.98</td> <td>74.00</td> <td>-23.02</td> <td>42.01</td> <td>32.38</td> <td>7.11</td> <td>36.52</td> <td>6.00</td> <td>300</td> <td>47</td> <td>PEAK</td> </tr> </tbody> </table>	Limit	Read	Ant	Cable	Preamp	Aux	APos	TPos	Remark	Freq	Level	Line	Margin	Level	Factor	Loss	Factor	Factor	MHz	dBuV/m	dBuV/m	dB	dBuV	dB/m	dB	dB	cm	deg	1	2389.69	50.98	74.00	-23.02	42.01	32.38	7.11	36.52	6.00	300	47	PEAK	<table border="1"> <thead> <tr> <th>Limit</th> <th>Read</th> <th>Ant</th> <th>Cable</th> <th>Preamp</th> <th>Aux</th> <th>APos</th> <th>TPos</th> <th>Remark</th> </tr> <tr> <th>Freq</th> <th>Level</th> <th>Line</th> <th>Margin</th> <th>Level</th> <th>Factor</th> <th>Loss</th> <th>Factor</th> <th>Factor</th> </tr> <tr> <th>MHz</th> <th>dBuV/m</th> <th>dBuV/m</th> <th>dB</th> <th>dBuV</th> <th>dB/m</th> <th>dB</th> <th>dB</th> <th>cm</th> <th>deg</th> </tr> </thead> <tbody> <tr> <td>1</td> <td>2452.00</td> <td>106.46</td> <td>74.00</td> <td>32.46</td> <td>97.78</td> <td>32.36</td> <td>7.21</td> <td>36.89</td> <td>6.00</td> <td>300</td> <td>47</td> <td>PEAK</td> </tr> </tbody> </table>	Limit	Read	Ant	Cable	Preamp	Aux	APos	TPos	Remark	Freq	Level	Line	Margin	Level	Factor	Loss	Factor	Factor	MHz	dBuV/m	dBuV/m	dB	dBuV	dB/m	dB	dB	cm	deg	1	2452.00	106.46	74.00	32.46	97.78	32.36	7.21	36.89	6.00	300	47	PEAK
	Limit	Read	Ant	Cable	Preamp	Aux	APos	TPos	Remark																																																																											
Freq	Level	Line	Margin	Level	Factor	Loss	Factor	Factor																																																																												
MHz	dBuV/m	dBuV/m	dB	dBuV	dB/m	dB	dB	cm	deg																																																																											
1	2389.69	50.98	74.00	-23.02	42.01	32.38	7.11	36.52	6.00	300	47	PEAK																																																																								
Limit	Read	Ant	Cable	Preamp	Aux	APos	TPos	Remark																																																																												
Freq	Level	Line	Margin	Level	Factor	Loss	Factor	Factor																																																																												
MHz	dBuV/m	dBuV/m	dB	dBuV	dB/m	dB	dB	cm	deg																																																																											
1	2452.00	106.46	74.00	32.46	97.78	32.36	7.21	36.89	6.00	300	47	PEAK																																																																								
Avg	<table border="1"> <thead> <tr> <th>Limit</th> <th>Read</th> <th>Ant</th> <th>Cable</th> <th>Preamp</th> <th>Aux</th> <th>APos</th> <th>TPos</th> <th>Remark</th> </tr> <tr> <th>Freq</th> <th>Level</th> <th>Line</th> <th>Margin</th> <th>Level</th> <th>Factor</th> <th>Loss</th> <th>Factor</th> <th>Factor</th> </tr> <tr> <th>MHz</th> <th>dBuV/m</th> <th>dBuV/m</th> <th>dB</th> <th>dBuV</th> <th>dB/m</th> <th>dB</th> <th>dB</th> <th>cm</th> <th>deg</th> </tr> </thead> <tbody> <tr> <td>1</td> <td>2389.95</td> <td>39.99</td> <td>54.00</td> <td>-14.01</td> <td>31.02</td> <td>32.38</td> <td>7.11</td> <td>36.52</td> <td>6.00</td> <td>300</td> <td>47</td> <td>AVERAGE</td> </tr> </tbody> </table>	Limit	Read	Ant	Cable	Preamp	Aux	APos	TPos	Remark	Freq	Level	Line	Margin	Level	Factor	Loss	Factor	Factor	MHz	dBuV/m	dBuV/m	dB	dBuV	dB/m	dB	dB	cm	deg	1	2389.95	39.99	54.00	-14.01	31.02	32.38	7.11	36.52	6.00	300	47	AVERAGE	<table border="1"> <thead> <tr> <th>Limit</th> <th>Read</th> <th>Ant</th> <th>Cable</th> <th>Preamp</th> <th>Aux</th> <th>APos</th> <th>TPos</th> <th>Remark</th> </tr> <tr> <th>Freq</th> <th>Level</th> <th>Line</th> <th>Margin</th> <th>Level</th> <th>Factor</th> <th>Loss</th> <th>Factor</th> <th>Factor</th> </tr> <tr> <th>MHz</th> <th>dBuV/m</th> <th>dBuV/m</th> <th>dB</th> <th>dBuV</th> <th>dB/m</th> <th>dB</th> <th>dB</th> <th>cm</th> <th>deg</th> </tr> </thead> <tbody> <tr> <td>1</td> <td>2452.00</td> <td>96.84</td> <td>54.00</td> <td>42.84</td> <td>88.16</td> <td>32.36</td> <td>7.21</td> <td>36.89</td> <td>6.00</td> <td>300</td> <td>47</td> <td>AVERAGE</td> </tr> </tbody> </table>	Limit	Read	Ant	Cable	Preamp	Aux	APos	TPos	Remark	Freq	Level	Line	Margin	Level	Factor	Loss	Factor	Factor	MHz	dBuV/m	dBuV/m	dB	dBuV	dB/m	dB	dB	cm	deg	1	2452.00	96.84	54.00	42.84	88.16	32.36	7.21	36.89	6.00	300	47	AVERAGE
Limit	Read	Ant	Cable	Preamp	Aux	APos	TPos	Remark																																																																												
Freq	Level	Line	Margin	Level	Factor	Loss	Factor	Factor																																																																												
MHz	dBuV/m	dBuV/m	dB	dBuV	dB/m	dB	dB	cm	deg																																																																											
1	2389.95	39.99	54.00	-14.01	31.02	32.38	7.11	36.52	6.00	300	47	AVERAGE																																																																								
Limit	Read	Ant	Cable	Preamp	Aux	APos	TPos	Remark																																																																												
Freq	Level	Line	Margin	Level	Factor	Loss	Factor	Factor																																																																												
MHz	dBuV/m	dBuV/m	dB	dBuV	dB/m	dB	dB	cm	deg																																																																											
1	2452.00	96.84	54.00	42.84	88.16	32.36	7.21	36.89	6.00	300	47	AVERAGE																																																																								



12	
Mode	Band Edge - R
	2400-2483.5_802.11n HT40_CH09_2452MHz
Pol.	Vertical
Peak	Fundamental
	Blank
Avg	Fundamental
	Blank



Limit	Read	Ant	Cable	Preamp	Aux	APos	TPos
Freq Level	Line Margin	Level Factor	Loss Factor	Loss Factor	Factor		Remark
MHz	dBuV/m	dBuV/m	dB	dB/m	dB	dB	cm deg
1 2483.64	61.93	74.00	-12.07	53.39	32.34	7.26	37.06 6.00 300 47 PEAK

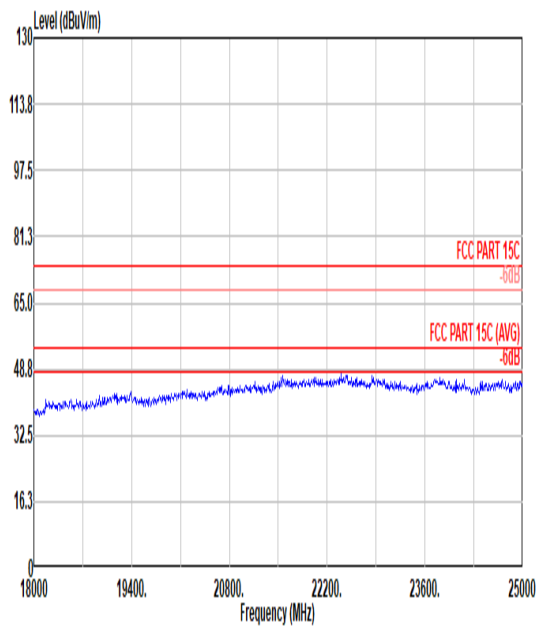
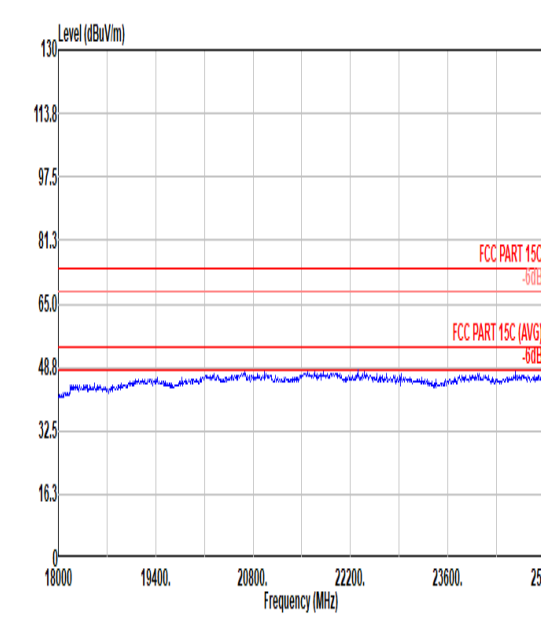


Limit	Read	Ant	Cable	Preamp	Aux	APos	TPos
Freq Level	Line Margin	Level Factor	Loss Factor	Loss Factor	Factor		Remark
MHz	dBuV/m	dBuV/m	dB	dB/m	dB	dB	cm deg
1 2483.56	50.44	54.00	-3.56	41.89	32.34	7.26	37.05 6.00 300 47 AVERAGE



Mode	12																																																																																																											
	Harmonic																																																																																																											
	2400-2483.5_802.11n HT40_CH09_2452MHz																																																																																																											
Pol.	Horizontal	Vertical																																																																																																										
Peak Avg	<table border="1"> <thead> <tr> <th>Limit</th> <th>Read</th> <th>Ant</th> <th>Cable</th> <th>Preamp</th> <th>Aux</th> <th>APos</th> <th>TPos</th> <th>Remark</th> </tr> <tr> <th>Freq</th> <th>Level</th> <th>Line</th> <th>Margin</th> <th>Level</th> <th>Factor</th> <th>Loss</th> <th>Factor</th> <th>Factor</th> </tr> <tr> <th>MHz</th> <th>dBuV/m</th> <th>dBuV/m</th> <th>dB</th> <th>dBuV</th> <th>dB/m</th> <th>dB</th> <th>dB</th> <th>dB</th> </tr> </thead> <tbody> <tr> <td>1</td> <td>4904.00</td> <td>41.38</td> <td>74.00</td> <td>-32.62</td> <td>62.34</td> <td>34.00</td> <td>10.33</td> <td>65.29</td> <td>0.00</td> <td>---</td> <td>---</td> <td>PEAK</td> </tr> <tr> <td>2</td> <td>7356.00</td> <td>41.29</td> <td>74.00</td> <td>-32.71</td> <td>59.63</td> <td>35.77</td> <td>12.73</td> <td>66.84</td> <td>0.00</td> <td>---</td> <td>---</td> <td>PEAK</td> </tr> </tbody> </table>	Limit	Read	Ant	Cable	Preamp	Aux	APos	TPos	Remark	Freq	Level	Line	Margin	Level	Factor	Loss	Factor	Factor	MHz	dBuV/m	dBuV/m	dB	dBuV	dB/m	dB	dB	dB	1	4904.00	41.38	74.00	-32.62	62.34	34.00	10.33	65.29	0.00	---	---	PEAK	2	7356.00	41.29	74.00	-32.71	59.63	35.77	12.73	66.84	0.00	---	---	PEAK	<table border="1"> <thead> <tr> <th>Limit</th> <th>Read</th> <th>Ant</th> <th>Cable</th> <th>Preamp</th> <th>Aux</th> <th>APos</th> <th>TPos</th> <th>Remark</th> </tr> <tr> <th>Freq</th> <th>Level</th> <th>Line</th> <th>Margin</th> <th>Level</th> <th>Factor</th> <th>Loss</th> <th>Factor</th> <th>Factor</th> </tr> <tr> <th>MHz</th> <th>dBuV/m</th> <th>dBuV/m</th> <th>dB</th> <th>dBuV</th> <th>dB/m</th> <th>dB</th> <th>dB</th> <th>dB</th> </tr> </thead> <tbody> <tr> <td>1</td> <td>4904.00</td> <td>42.00</td> <td>74.00</td> <td>-32.00</td> <td>62.96</td> <td>34.00</td> <td>10.33</td> <td>65.29</td> <td>0.00</td> <td>---</td> <td>---</td> <td>PEAK</td> </tr> <tr> <td>2</td> <td>7356.00</td> <td>41.26</td> <td>74.00</td> <td>-32.74</td> <td>59.60</td> <td>35.77</td> <td>12.73</td> <td>66.84</td> <td>0.00</td> <td>---</td> <td>---</td> <td>PEAK</td> </tr> </tbody> </table>	Limit	Read	Ant	Cable	Preamp	Aux	APos	TPos	Remark	Freq	Level	Line	Margin	Level	Factor	Loss	Factor	Factor	MHz	dBuV/m	dBuV/m	dB	dBuV	dB/m	dB	dB	dB	1	4904.00	42.00	74.00	-32.00	62.96	34.00	10.33	65.29	0.00	---	---	PEAK	2	7356.00	41.26	74.00	-32.74	59.60	35.77	12.73	66.84	0.00	---	---	PEAK
Limit	Read	Ant	Cable	Preamp	Aux	APos	TPos	Remark																																																																																																				
Freq	Level	Line	Margin	Level	Factor	Loss	Factor	Factor																																																																																																				
MHz	dBuV/m	dBuV/m	dB	dBuV	dB/m	dB	dB	dB																																																																																																				
1	4904.00	41.38	74.00	-32.62	62.34	34.00	10.33	65.29	0.00	---	---	PEAK																																																																																																
2	7356.00	41.29	74.00	-32.71	59.63	35.77	12.73	66.84	0.00	---	---	PEAK																																																																																																
Limit	Read	Ant	Cable	Preamp	Aux	APos	TPos	Remark																																																																																																				
Freq	Level	Line	Margin	Level	Factor	Loss	Factor	Factor																																																																																																				
MHz	dBuV/m	dBuV/m	dB	dBuV	dB/m	dB	dB	dB																																																																																																				
1	4904.00	42.00	74.00	-32.00	62.96	34.00	10.33	65.29	0.00	---	---	PEAK																																																																																																
2	7356.00	41.26	74.00	-32.74	59.60	35.77	12.73	66.84	0.00	---	---	PEAK																																																																																																



Mode	12	
	Emission above 18GHz	
	2400-2483.5_802.11n HT40_CH09_2452MHz	
Pol.	Horizontal	Vertical
Peak Avg		



Mode	13																																																																																																																																																																																																									
	LF																																																																																																																																																																																																									
	2400-2483.5_802.11n HT40_CH09_2452MHz																																																																																																																																																																																																									
Pol.	Horizontal	Vertical																																																																																																																																																																																																								
QP/ Peak	<p>Data: 6</p> <p>Site : 03CH05-KS Condition : FCC PART 15C 3m CBL6111D SN23188 HORIZONTAL RBW: 100.000KHz VBW: 300.000KHz SWI: Auto Project : 2D2303 mode : 24 IMEI : #3</p> <table border="1"> <thead> <tr> <th>Freq</th> <th>Level</th> <th>Over</th> <th>Limit</th> <th>ReadAntenna</th> <th>Cable</th> <th>Preamp</th> <th>A/Pos</th> <th>T/Pos</th> <th>Remark</th> <th>Pol/Phas</th> </tr> <tr> <th>MHz</th> <th>dBuV/m</th> <th>dB</th> <th>dBuV/m</th> <th>dBuV</th> <th>dB/m</th> <th>dB</th> <th>dB</th> <th>cm</th> <th>deg</th> <th></th> </tr> </thead> <tbody> <tr><td>1</td><td>65.89</td><td>15.92</td><td>-24.08</td><td>40.00</td><td>35.20</td><td>12.39</td><td>1.22</td><td>32.89</td><td>---</td><td>---</td><td>Peak</td><td>HORIZONTAL</td></tr> <tr><td>2</td><td>97.90</td><td>17.90</td><td>-25.60</td><td>43.50</td><td>32.60</td><td>16.68</td><td>1.49</td><td>32.87</td><td>---</td><td>---</td><td>Peak</td><td>HORIZONTAL</td></tr> <tr><td>3</td><td>120.21</td><td>21.22</td><td>-22.28</td><td>43.50</td><td>35.61</td><td>16.80</td><td>1.66</td><td>32.85</td><td>---</td><td>---</td><td>Peak</td><td>HORIZONTAL</td></tr> <tr><td>4</td><td>191.02</td><td>23.71</td><td>-19.79</td><td>43.50</td><td>38.86</td><td>15.59</td><td>2.10</td><td>32.84</td><td>---</td><td>---</td><td>Peak</td><td>HORIZONTAL</td></tr> <tr><td>5</td><td>250.19</td><td>20.98</td><td>-25.02</td><td>46.00</td><td>32.91</td><td>18.42</td><td>2.42</td><td>32.77</td><td>---</td><td>---</td><td>Peak</td><td>HORIZONTAL</td></tr> <tr><td>6</td><td>624.61</td><td>26.72</td><td>-19.28</td><td>46.00</td><td>30.84</td><td>25.88</td><td>3.81</td><td>33.01</td><td>---</td><td>---</td><td>Peak</td><td>HORIZONTAL</td></tr> </tbody> </table>	Freq	Level	Over	Limit	ReadAntenna	Cable	Preamp	A/Pos	T/Pos	Remark	Pol/Phas	MHz	dBuV/m	dB	dBuV/m	dBuV	dB/m	dB	dB	cm	deg		1	65.89	15.92	-24.08	40.00	35.20	12.39	1.22	32.89	---	---	Peak	HORIZONTAL	2	97.90	17.90	-25.60	43.50	32.60	16.68	1.49	32.87	---	---	Peak	HORIZONTAL	3	120.21	21.22	-22.28	43.50	35.61	16.80	1.66	32.85	---	---	Peak	HORIZONTAL	4	191.02	23.71	-19.79	43.50	38.86	15.59	2.10	32.84	---	---	Peak	HORIZONTAL	5	250.19	20.98	-25.02	46.00	32.91	18.42	2.42	32.77	---	---	Peak	HORIZONTAL	6	624.61	26.72	-19.28	46.00	30.84	25.88	3.81	33.01	---	---	Peak	HORIZONTAL	<p>Data: 5</p> <p>Site : 03CH05-KS Condition : FCC PART 15C 3m CBL6111D SN23188 VERTICAL RBW: 100.000KHz VBW: 300.000KHz SWI: Auto Project : 2D2303 mode : 24 IMEI : #3</p> <table border="1"> <thead> <tr> <th>Freq</th> <th>Level</th> <th>Over</th> <th>Limit</th> <th>ReadAntenna</th> <th>Cable</th> <th>Preamp</th> <th>A/Pos</th> <th>T/Pos</th> <th>Remark</th> <th>Pol/Phas</th> </tr> <tr> <th>MHz</th> <th>dBuV/m</th> <th>dB</th> <th>dBuV/m</th> <th>dBuV</th> <th>dB/m</th> <th>dB</th> <th>dB</th> <th>cm</th> <th>deg</th> <th></th> </tr> </thead> <tbody> <tr><td>1</td><td>30.97</td><td>24.22</td><td>-15.78</td><td>40.00</td><td>32.43</td><td>24.07</td><td>0.71</td><td>32.99</td><td>---</td><td>---</td><td>Peak</td><td>VERTICAL</td></tr> <tr><td>2</td><td>48.43</td><td>24.48</td><td>-15.12</td><td>40.00</td><td>41.72</td><td>15.04</td><td>1.05</td><td>32.93</td><td>---</td><td>---</td><td>Peak</td><td>VERTICAL</td></tr> <tr><td>3</td><td>135.73</td><td>22.48</td><td>-21.02</td><td>43.50</td><td>36.94</td><td>16.60</td><td>1.77</td><td>32.83</td><td>---</td><td>---</td><td>Peak</td><td>VERTICAL</td></tr> <tr><td>4</td><td>196.84</td><td>20.74</td><td>-22.76</td><td>43.50</td><td>35.98</td><td>15.47</td><td>2.13</td><td>32.84</td><td>---</td><td>---</td><td>Peak</td><td>VERTICAL</td></tr> <tr><td>5</td><td>326.82</td><td>21.88</td><td>-24.12</td><td>46.00</td><td>32.09</td><td>19.92</td><td>2.75</td><td>32.88</td><td>---</td><td>---</td><td>Peak</td><td>VERTICAL</td></tr> <tr><td>6</td><td>897.18</td><td>31.17</td><td>-14.83</td><td>46.00</td><td>31.76</td><td>26.67</td><td>4.58</td><td>31.84</td><td>---</td><td>---</td><td>Peak</td><td>VERTICAL</td></tr> </tbody> </table>	Freq	Level	Over	Limit	ReadAntenna	Cable	Preamp	A/Pos	T/Pos	Remark	Pol/Phas	MHz	dBuV/m	dB	dBuV/m	dBuV	dB/m	dB	dB	cm	deg		1	30.97	24.22	-15.78	40.00	32.43	24.07	0.71	32.99	---	---	Peak	VERTICAL	2	48.43	24.48	-15.12	40.00	41.72	15.04	1.05	32.93	---	---	Peak	VERTICAL	3	135.73	22.48	-21.02	43.50	36.94	16.60	1.77	32.83	---	---	Peak	VERTICAL	4	196.84	20.74	-22.76	43.50	35.98	15.47	2.13	32.84	---	---	Peak	VERTICAL	5	326.82	21.88	-24.12	46.00	32.09	19.92	2.75	32.88	---	---	Peak	VERTICAL	6	897.18	31.17	-14.83	46.00	31.76	26.67	4.58	31.84	---	---	Peak	VERTICAL
Freq	Level	Over	Limit	ReadAntenna	Cable	Preamp	A/Pos	T/Pos	Remark	Pol/Phas																																																																																																																																																																																																
MHz	dBuV/m	dB	dBuV/m	dBuV	dB/m	dB	dB	cm	deg																																																																																																																																																																																																	
1	65.89	15.92	-24.08	40.00	35.20	12.39	1.22	32.89	---	---	Peak	HORIZONTAL																																																																																																																																																																																														
2	97.90	17.90	-25.60	43.50	32.60	16.68	1.49	32.87	---	---	Peak	HORIZONTAL																																																																																																																																																																																														
3	120.21	21.22	-22.28	43.50	35.61	16.80	1.66	32.85	---	---	Peak	HORIZONTAL																																																																																																																																																																																														
4	191.02	23.71	-19.79	43.50	38.86	15.59	2.10	32.84	---	---	Peak	HORIZONTAL																																																																																																																																																																																														
5	250.19	20.98	-25.02	46.00	32.91	18.42	2.42	32.77	---	---	Peak	HORIZONTAL																																																																																																																																																																																														
6	624.61	26.72	-19.28	46.00	30.84	25.88	3.81	33.01	---	---	Peak	HORIZONTAL																																																																																																																																																																																														
Freq	Level	Over	Limit	ReadAntenna	Cable	Preamp	A/Pos	T/Pos	Remark	Pol/Phas																																																																																																																																																																																																
MHz	dBuV/m	dB	dBuV/m	dBuV	dB/m	dB	dB	cm	deg																																																																																																																																																																																																	
1	30.97	24.22	-15.78	40.00	32.43	24.07	0.71	32.99	---	---	Peak	VERTICAL																																																																																																																																																																																														
2	48.43	24.48	-15.12	40.00	41.72	15.04	1.05	32.93	---	---	Peak	VERTICAL																																																																																																																																																																																														
3	135.73	22.48	-21.02	43.50	36.94	16.60	1.77	32.83	---	---	Peak	VERTICAL																																																																																																																																																																																														
4	196.84	20.74	-22.76	43.50	35.98	15.47	2.13	32.84	---	---	Peak	VERTICAL																																																																																																																																																																																														
5	326.82	21.88	-24.12	46.00	32.09	19.92	2.75	32.88	---	---	Peak	VERTICAL																																																																																																																																																																																														
6	897.18	31.17	-14.83	46.00	31.76	26.67	4.58	31.84	---	---	Peak	VERTICAL																																																																																																																																																																																														



Appendix D. Duty Cycle Plots

Band	Delta 1 (ms)	Delta 2 (ms)	T_on Time (ms)	T_on+off time (ms)	Duty Cycle (%)	1/T(KHz)	VBW Setting
11b	-	-	-	-	100	-	10 Hz
11g	2.0621	2.0721	4.1342	4.2743	96.7	0.242	0.27 KHz
11ac20	1.9319	1.9319	3.8638	4.004	96.5	0.259	0.27 KHz
11ac40	0.94394	0.95095	1.89489	2.05506	92.2	0.528	0.56 KHz

Note: For 11g/11ac20/11ac40, every two TX-on + Tx-off slots consist a complete duration, thus T-on = Delta 1(D2-M1) + Delta 2(D4-M3), T_on+off = D5-M1.

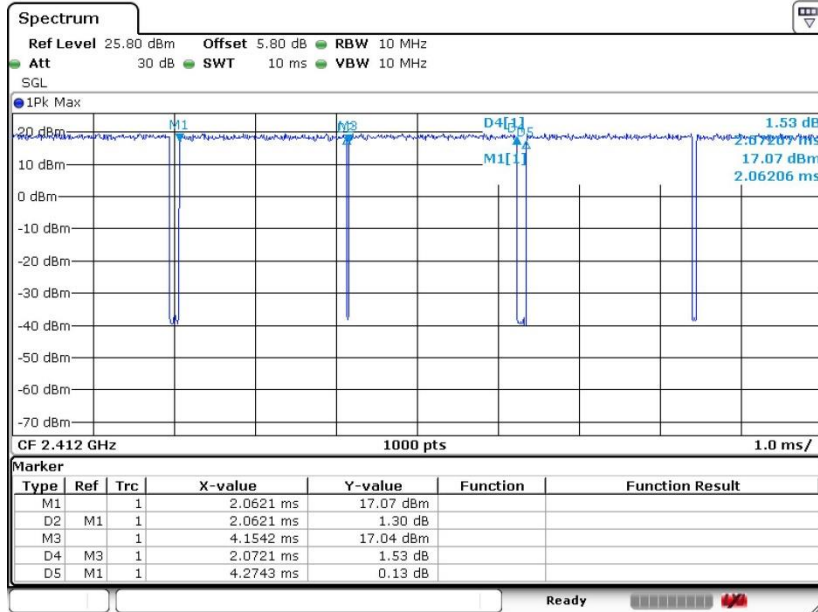
802.11b



Date: 10 JAN 2023 14:16:15

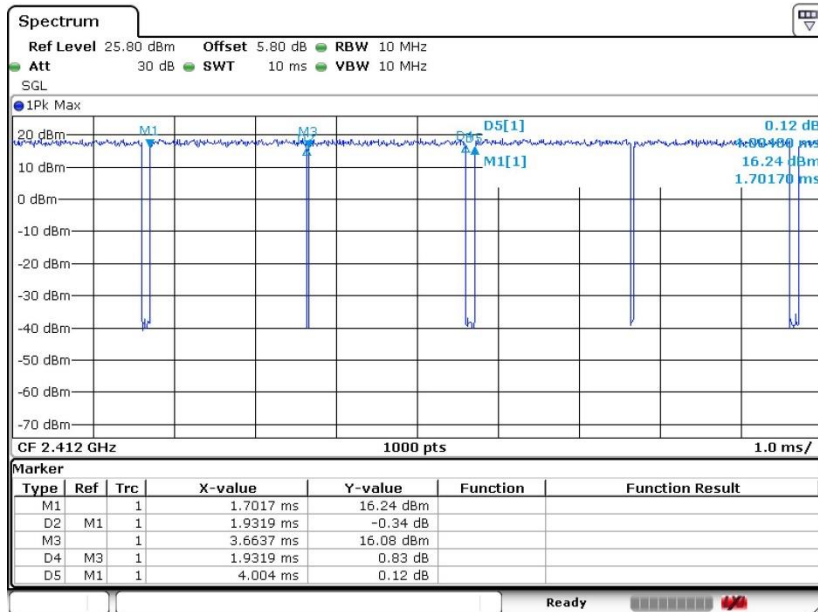


802.11g



Date: 10.JAN.2023 14:40:12

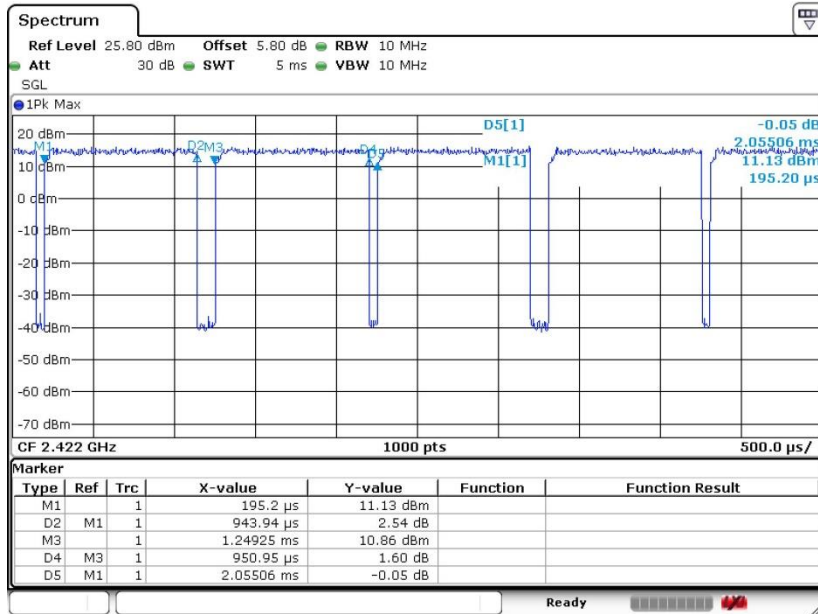
802.11n HT20



Date: 10.JAN.2023 14:47:45



802.11n HT40



Date: 10 JAN 2023 14:51:59