



# FCC RF Test Report

**APPLICANT** : Quetel Wireless Solutions Co., Ltd.  
**EQUIPMENT** : Smart Module  
**BRAND NAME** : QUECTEL  
**MODEL NAME** : SC680A-NA  
**FCC ID** : XMR2022SC680ANA  
**STANDARD** : FCC Part 15 Subpart E §15.407  
**CLASSIFICATION** : (NII) Unlicensed National Information Infrastructure  
**TEST DATE(S)** : Jan. 13, 2023 ~ Jan. 31, 2023

We, Sporton International Inc. (Kunshan), would like to declare that the tested sample has been evaluated in accordance with the test procedures and has been in compliance with the applicable technical standards.

The test results in this report apply exclusively to the tested model / sample. Without written approval of Sporton International Inc. (Kunshan), the test report shall not be reproduced except in full.

Jason Jia



Approved by: Jason Jia

**Sporton International Inc. (Kunshan)**

**No. 1098, Pengxi North Road, Kunshan Economic Development Zone Jiangsu Province 215300  
People's Republic of China**



# TABLE OF CONTENTS

**REVISION HISTORY..... 3**

**SUMMARY OF TEST RESULT ..... 4**

**1 GENERAL DESCRIPTION ..... 5**

    1.1 Applicant ..... 5

    1.2 Manufacturer..... 5

    1.3 Product Feature of Equipment Under Test..... 5

    1.4 Product Specification of Equipment Under Test..... 6

    1.5 Modification of EUT ..... 7

    1.6 Testing Location ..... 7

    1.7 Test Software..... 7

    1.8 Applicable Standards..... 8

**2 TEST CONFIGURATION OF EQUIPMENT UNDER TEST ..... 9**

    2.1 Carrier Frequency and Channel ..... 9

    2.2 Test Mode..... 11

    2.3 Connection Diagram of Test System..... 12

    2.4 Support Unit used in test configuration and system..... 13

    2.5 EUT Operation Test Setup ..... 14

    2.6 Measurement Results Explanation Example..... 14

**3 TEST RESULT..... 15**

    3.1 6dB and 26dB and 99% Occupied Bandwidth Measurement ..... 15

    3.2 Maximum Conducted Output Power Measurement ..... 20

    3.3 Power Spectral Density Measurement ..... 22

    3.4 Unwanted Emissions Measurement..... 26

    3.5 AC Conducted Emission Measurement..... 31

    3.6 Antenna Requirements..... 33

**4 LIST OF MEASURING EQUIPMENT ..... 34**

**5 UNCERTAINTY OF EVALUATION..... 35**

**APPENDIX A. CONDUCTED TEST RESULTS**

**APPENDIX B. AC CONDUCTED EMISSION TEST RESULT**

**APPENDIX C. RADIATED SPURIOUS EMISSION**

**APPENDIX D. DUTY CYCLE PLOTS**

**APPENDIX E. SETUP PHOTOGRAPHS**





### SUMMARY OF TEST RESULT

Report Section	FCC Rule	Description	Limit for U-NII-1/2A/2C	Limit for U-NII-3	Result	Remark
3.1	2.1049 & 15.403(i)	6dB, 26dB & 99% Bandwidth	-	6dB Bandwidth > 500kHz	Pass	-
3.2	15.407(a)	Maximum Conducted Output Power	≤ 24 dBm	≤ 30 dBm	Pass	-
3.3	15.407(a)	Power Spectral Density	≤ 11 dBm/MHz	≤ 30 dBm/500kHz	Pass	-
3.4	15.407(b)	Unwanted Emissions	15.407(b) & 15.209(a)	15.407(b)(4)(i) & 15.209(a)	Pass	Under limit 5.28 dB at 5350.40 MHz
3.5	15.207	AC Conducted Emission	15.207(a)	15.207(a)	Pass	Under limit 5.94 dB at 0.589 MHz
3.6	15.203 & 15.407(a)	Antenna Requirement	N/A	N/A	Pass	-

**Declaration of Conformity:**  
The test results with all measurement uncertainty excluded are presented in accordance with the regulation limits or requirements declared by manufacturers.

**Comments and Explanations:**  
The declared of product specification for EUT presented in the report are provided by the manufacturer, and the manufacturer takes all the responsibilities for the accuracy of product specification.



# 1 General Description

## 1.1 Applicant

**Quectel Wireless Solutions Co., Ltd.**

Building 5, Shanghai Business Park Phase III (Area B), No.1016 Tianlin Road, Minhang District, Shanghai, 200233,China

## 1.2 Manufacturer

**Quectel Wireless Solutions Co., Ltd.**

Building 5, Shanghai Business Park Phase III (Area B), No.1016 Tianlin Road, Minhang District, Shanghai, 200233, China

## 1.3 Product Feature of Equipment Under Test

Product Feature	
<b>Equipment</b>	Smart Module
<b>Brand Name</b>	QUECTEL
<b>Model Name</b>	SC680A-NA
<b>FCC ID</b>	XMR2022SC680ANA
<b>IMEI Code</b>	Conducted: 862160060004446/862160060004453 Conduction: 862160060006342/862160060006359 Radiation: 862160060007969/862160060007977
<b>HW Version</b>	R1.0
<b>SW Version</b>	SC680ANAPAR02A04
<b>EUT Stage</b>	Identical Prototype

**Remark:** The above EUT's information was declared by manufacturer. Please refer to the specifications or user's manual for more detailed description.



### 1.4 Product Specification of Equipment Under Test

Standards-related Product Specification	
<b>Tx/Rx Frequency Range</b>	5180 MHz ~ 5240 MHz 5260 MHz ~ 5320 MHz 5500 MHz ~ 5720 MHz 5745 MHz ~ 5825 MHz
<b>Maximum Output Power to Antenna</b>	<p><b>&lt;5180 MHz ~ 5240 MHz&gt;</b> 802.11a : 15.56 dBm / 0.0360 W 802.11n HT20 : 14.44 dBm / 0.0278 W 802.11n HT40 : 14.95 dBm / 0.0313 W 802.11ac VHT20: 14.51 dBm / 0.0282 W 802.11ac VHT40: 15.06 dBm / 0.0321 W 802.11ac VHT80: 14.77 dBm / 0.0300 W</p> <p><b>&lt;5260 MHz ~ 5320 MHz&gt;</b> 802.11a : 15.33 dBm / 0.0341 W 802.11n HT20 : 14.21 dBm / 0.0264 W 802.11n HT40 : 14.62 dBm / 0.0290 W 802.11ac VHT20: 14.28 dBm / 0.0268 W 802.11ac VHT40: 14.81 dBm / 0.0303 W 802.11ac VHT80: 14.56 dBm / 0.0286 W</p> <p><b>&lt;5500 MHz ~ 5720 MHz &gt;</b> 802.11a : 15.37 dBm / 0.0344 W 802.11n HT20 : 14.29 dBm / 0.0269 W 802.11n HT40 : 14.85 dBm / 0.0305 W 802.11ac VHT20: 14.38 dBm / 0.0274 W 802.11ac VHT40: 14.97 dBm / 0.0314 W 802.11ac VHT80: 14.73 dBm / 0.0297 W</p> <p><b>&lt;5745 MHz ~ 5825 MHz&gt;</b> 802.11a : 15.30 dBm / 0.0339 W 802.11n HT20 : 14.18 dBm / 0.0262 W 802.11n HT40 : 14.65 dBm / 0.0292 W 802.11ac VHT20: 14.24 dBm / 0.0265 W 802.11ac VHT40: 14.77 dBm / 0.0300 W 802.11ac VHT80: 14.17 dBm / 0.0261 W</p>
<b>99% Occupied Bandwidth</b>	<p><b>&lt;5180 MHz ~ 5240 MHz&gt;</b> 802.11a : 16.73 MHz 802.11ac VHT20 : 17.88 MHz 802.11ac VHT40 : 36.46 MHz 802.11ac VHT80 : 75.88 MHz</p> <p><b>&lt;5260 MHz ~ 5320 MHz&gt;</b> 802.11a : 16.78 MHz 802.11ac VHT20 : 17.93 MHz 802.11ac VHT40 : 36.46 MHz 802.11ac VHT80 : 75.76 MHz</p> <p><b>&lt;5500 MHz ~ 5720 MHz&gt;</b> 802.11a : 16.78 MHz 802.11ac VHT20 : 17.93 MHz 802.11ac VHT40 : 36.46 MHz 802.11ac VHT80 : 75.64 MHz</p> <p><b>&lt;5745 MHz ~ 5825 MHz&gt;</b> 802.11a : 16.78 MHz 802.11ac VHT20 : 17.93 MHz 802.11ac VHT40 : 36.56 MHz 802.11ac VHT80 : 75.76 MHz</p>



<b>Antenna Type / Gain</b>	<b>&lt;5180 MHz ~ 5240 MHz&gt;</b> Folded Dipole Antenna with gain -0.67 dBi <b>&lt;5260 MHz ~ 5320 MHz&gt;</b> Folded Dipole Antenna with gain -0.19 dBi <b>&lt;5500 MHz ~ 5720 MHz&gt;</b> Folded Dipole Antenna with gain 1.28 dBi <b>&lt;5745 MHz ~ 5825 MHz&gt;</b> Folded Dipole Antenna with gain 1.10 dBi
<b>Type of Modulation</b>	802.11a/n : OFDM (BPSK / QPSK / 16QAM / 64QAM) 802.11ac : OFDM (BPSK / QPSK / 16QAM / 64QAM / 256QAM)

Note: For 802.11n HT20 / ac VHT20 and 802.11n HT40 / ac VHT40 mode, the whole testing has assessed only 802.11n VHT20/ VHT40 by referring to their higher conducted power.

### 1.5 Modification of EUT

No modifications are made to the EUT during all test items.

### 1.6 Testing Location

Sporton International Inc. (Kunshan) is accredited to ISO/IEC 17025:2017 by American Association for Laboratory Accreditation with Certificate Number 5145.02.

<b>Test Firm</b>	Sporton International Inc. (Kunshan)		
<b>Test Site Location</b>	No. 1098, Pengxi North Road, Kunshan Economic Development Zone Jiangsu Province 215300 People's Republic of China TEL : +86-512-57900158 FAX : +86-512-57900958		
<b>Test Site No.</b>	<b>Sporton Site No.</b>	<b>FCC Designation No.</b>	<b>FCC Test Firm Registration No.</b>
	CO01-KS 03CH05-KS TH01-KS	CN1257	314309

### 1.7 Test Software

Item	Site	Manufacturer	Name	Version
1.	03CH05-KS	AUDIX	E3	6.2009-8-24
2.	CO01-KS	AUDIX	E3	6.2009-8-24



## 1.8 Applicable Standards

According to the specifications of the manufacturer, the EUT must comply with the requirements of the following standards:

- ♦ 47 CFR Part 15 Subpart E
- ♦ FCC KDB 789033 D02 General UNII Test Procedures New Rules v02r01.
- ♦ ANSI C63.10-2013

### **Remark:**

1. All test items were verified and recorded according to the standards and without any deviation during the test.
2. This EUT has also been tested and complied with the requirements of FCC Part 15, Subpart B, recorded in a separate test report.





## 2 Test Configuration of Equipment Under Test

- a. The EUT has been associated with peripherals and configuration operated in a manner tended to maximize its emission characteristics in a typical application. Frequency range investigated: conduction emission (150 kHz to 30 MHz), radiation emission (9 kHz to the 10th harmonic of the highest fundamental frequency or to 40 GHz, whichever is lower). For radiated measurement, pre-scanned in three orthogonal panels, X, Y, Z. The worst cases (Y plane) were recorded in this report.
- b. AC power line Conducted Emission was tested under maximum output power.

### 2.1 Carrier Frequency and Channel

Frequency Band	Channel	Freq. (MHz)	Channel	Freq. (MHz)
5180-5240 MHz U-NII-1	36	5180	44	5220
	38*	5190	46*	5230
	40	5200	48	5240
	42#	5210		

Frequency Band	Channel	Freq. (MHz)	Channel	Freq. (MHz)
5260-5320 MHz U-NII-2A	52	5260	60	5300
	54*	5270	62*	5310
	56	5280	64	5320
	58#	5290		

Frequency Band	Channel	Freq. (MHz)	Channel	Freq. (MHz)
5500-5720MHz U-NII-2C	100	5500	112	5560
	102*	5510	116	5580
	104	5520	132	5660
	106#	5530	134*	5670
	108	5540	136	5680
	110*	5550	140	5700

Frequency Band	Channel	Freq. (MHz)	Channel	Freq. (MHz)
5745-5825 MHz U-NII-3	149	5745	157	5785
	151*	5755	159*	5795
	153	5765	161	5805
	155#	5775	165	5825



Frequency Band	Channel	Freq. (MHz)	Channel	Freq. (MHz)
TDWR Channel	118*	5590	124	5620
	120	5600	126*	5630
	122#	5610	128	5640

Frequency Band	Channel	Freq. (MHz)	Channel	Freq. (MHz)
Straddle Channel	138#	5690	144	5720
	142*	5710		

**Note:**

- 1. The above Frequency and Channel in "\*" were 802.11n HT40 and 802.11ac VHT40.
- 2. The above Frequency and Channel in "#" were 802.11ac VHT80.



## 2.2 Test Mode

Final test modes are considering the modulation and worse data rates as below table.

Modulation	Data Rate
802.11a	6 Mbps
802.11n HT20	MCS0
802.11n HT40	MCS0
802.11ac VHT20	MCS0
802.11ac VHT40	MCS0
802.11ac VHT80	MCS0

<b>AC Conducted Emission</b>	Mode 1 : LTE Band 5 Idle+ WLAN Link(5G)+ Bluetooth Link + Powered by Test Jig
------------------------------	---

<b>Simultaneous transmission</b>
802.11ac VHT80 CH58 (5290MHz)Tx + LTE Band 14(BW=5M)Link

Ch. #		U-NII-1	U-NII-2A	U-NII-2C	U-NII-3
		802.11a	802.11a	802.11a	802.11a
L	Low	36	52	100	149
M	Middle	44	60	116	157
H	High	48	64	140	165
Straddle		-	-	144	-

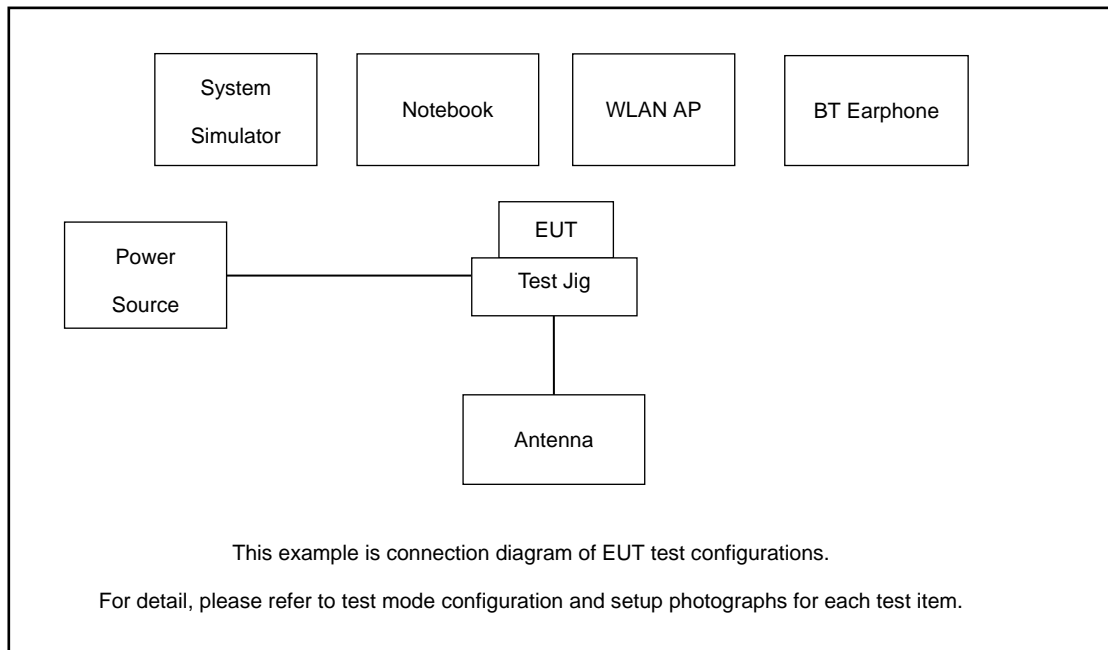
Ch. #		U-NII-1	U-NII-2A	U-NII-2C	U-NII-3
		802.11n HT20	802.11n HT20	802.11n HT20	802.11n HT20
L	Low	36	52	100	149
M	Middle	44	60	116	157
H	High	48	64	140	165
Straddle		-	-	144	-

Ch. #		U-NII-1	U-NII-2A	U-NII-2C	U-NII-3
		802.11n HT40	802.11n HT40	802.11n HT40	802.11n HT40
L	Low	38	54	102	151
M	Middle	-	-	110	-
H	High	46	62	134	159
Straddle		-	-	142	-

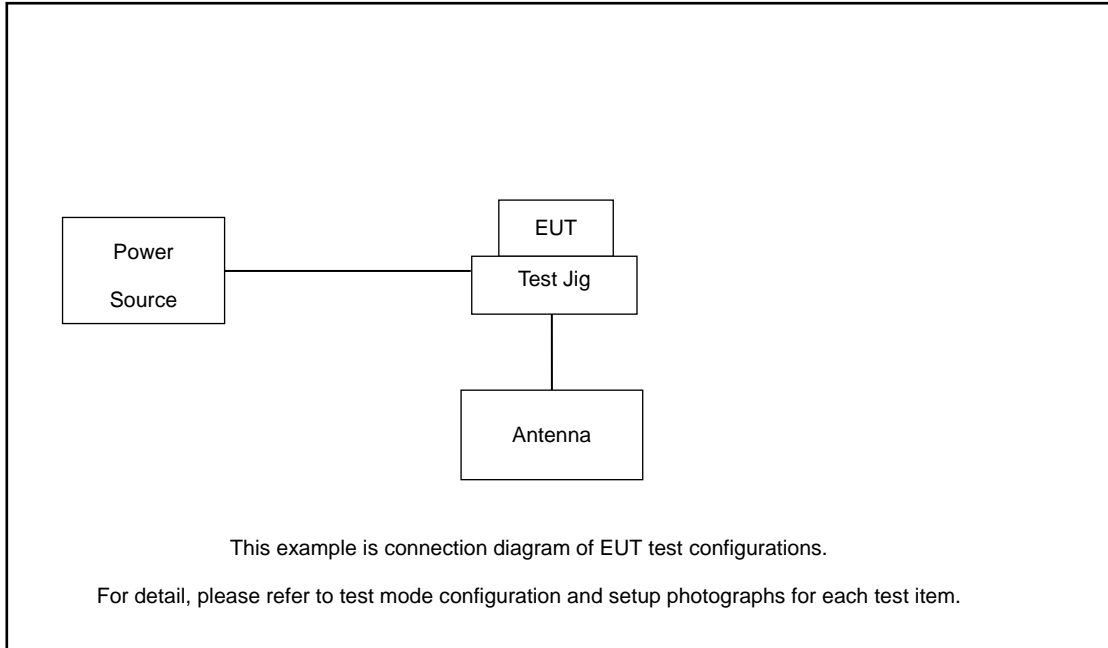
Ch. #		U-NII-1	U-NII-2A	U-NII-2C	U-NII-3
		802.11ac VHT80	802.11ac VHT80	802.11ac VHT80	802.11ac VHT80
L	Low	-	-	106	-
M	Middle	42	58	-	155
H	High	-	-	-	-
Straddle		-	-	138	-

### 2.3 Connection Diagram of Test System

For Conducted Emission:



**For Radiated Emission:**



**2.4 Support Unit used in test configuration and system**

Item	Equipment	Trade Name	Model Name	FCC ID	Data Cable	Power Cord
1.	Bluetooth Earphone	Lenovo	LBH308	N/A	N/A	N/A
2.	LTE Base Station	Anritus	MT8821C	N/A	N/A	Unshielded, 1.8m
3.	WLAN AP	D-link	DIR-655	KA21R655B1	N/A	Unshielded, 1.8m
4.	Notebook	Lenovo	G480	QDS-BRCM1050I	N/A	AC I/P: Unshielded, 1.8 m DC O/P: Shielded, 1.8 m
5.	Test Jig	N/A	N/A	N/A	N/A	N/A
6.	Adapter	N/A	N/A	N/A	N/A	N/A
7.	Antenna	N/A	N/A	N/A	N/A	N/A



## 2.5 EUT Operation Test Setup

For WLAN RF test items, an engineering test program was provided and enabled to make EUT continuously transmit/receive.

For AC power line conducted emissions, the EUT was set to connect with the WLAN AP under large package sizes transmission.

## 2.6 Measurement Results Explanation Example

**For all conducted test items:**

The offset level is set in the spectrum analyzer to compensate the RF cable loss between EUT conducted output port and spectrum analyzer. With the offset compensation, the spectrum analyzer reading level is exactly the EUT RF output level.

Example :

The spectrum analyzer offset is derived from RF cable loss.

*Offset = RF cable loss.*

Following shows an offset computation example with cable loss 7.5 dB.

$$\begin{aligned} \text{Offset(dB)} &= \text{RF cable loss(dB)}. \\ &= 7.5 \text{ (dB)} \end{aligned}$$



### 3 Test Result

#### 3.1 6dB and 26dB and 99% Occupied Bandwidth Measurement

##### 3.1.1 Description of 6dB and 26dB and 99% Occupied Bandwidth

The minimum 6 dB bandwidth shall be at least 500 kHz.

26dB and 99% Occupied bandwidth are reporting only.

##### 3.1.2 Measuring Instruments

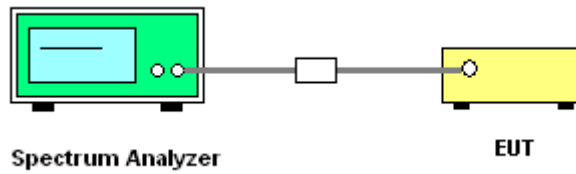
The measuring equipment is listed in the section 4 of this test report.

##### 3.1.3 Test Procedures

- The testing follows FCC KDB 789033 D02 General UNII Test Procedures New Rules v02r01.

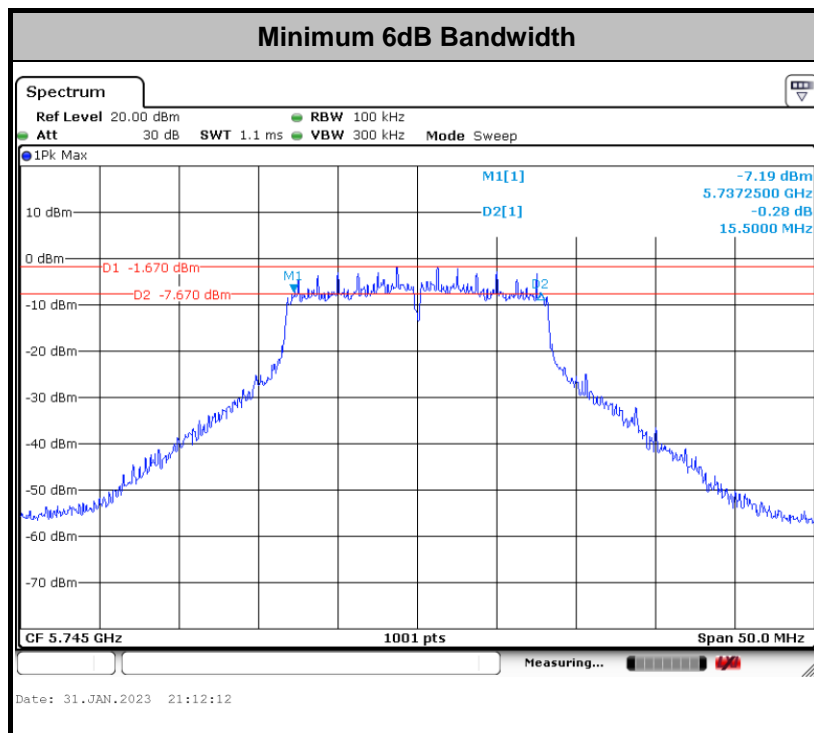
<input checked="" type="checkbox"/>	Section C) Bandwidth Measurement 1. Emission Bandwidth (EBW) and 99% OBW
	<ol style="list-style-type: none"> <li>Set RBW = approximately 1% of the emission bandwidth.</li> <li>Set the VBW &gt; RBW.</li> <li>Detector = Peak.</li> <li>Trace mode = max hold</li> <li>Measure the maximum width of the emission that is 26 dB down from the peak of the emission. Compare this with the RBW setting of the analyzer. Readjust RBW and repeat measurement as needed until the RBW/EBW ratio is approximately 1%.</li> <li>For 99% Bandwidth Measurement, the spectrum analyzer's resolution bandwidth (RBW) is set to 1%~5% of the OBW and set the Video bandwidth (VBW) ≥ 3 * RBW.</li> <li>Measure and record the results in the test report.</li> </ol>
<input checked="" type="checkbox"/>	Section C) Bandwidth Measurement 2. Minimum Emission Bandwidth for the band 5.725 - 5.85 GHz
	<ol style="list-style-type: none"> <li>Set RBW = 100kHz.</li> <li>Set the VBW ≥ 3 x RBW.</li> <li>Detector = Peak.</li> <li>Trace mode = max hold</li> <li>Measure the maximum width of the emission that is 6 dB down from the peak of the emission.</li> <li>Measure and record the results in the test report.</li> </ol>

### 3.1.4 Test Setup

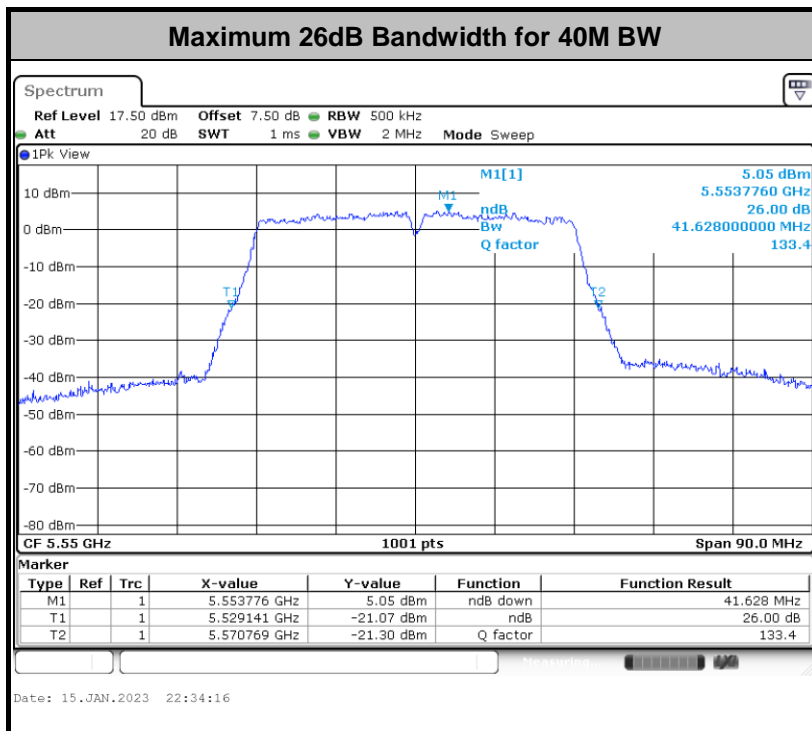
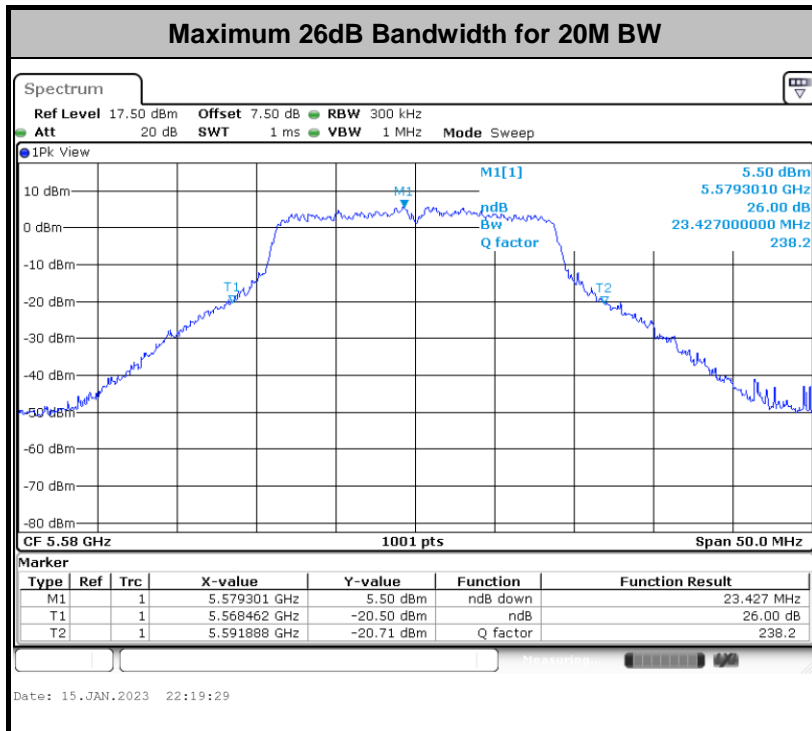


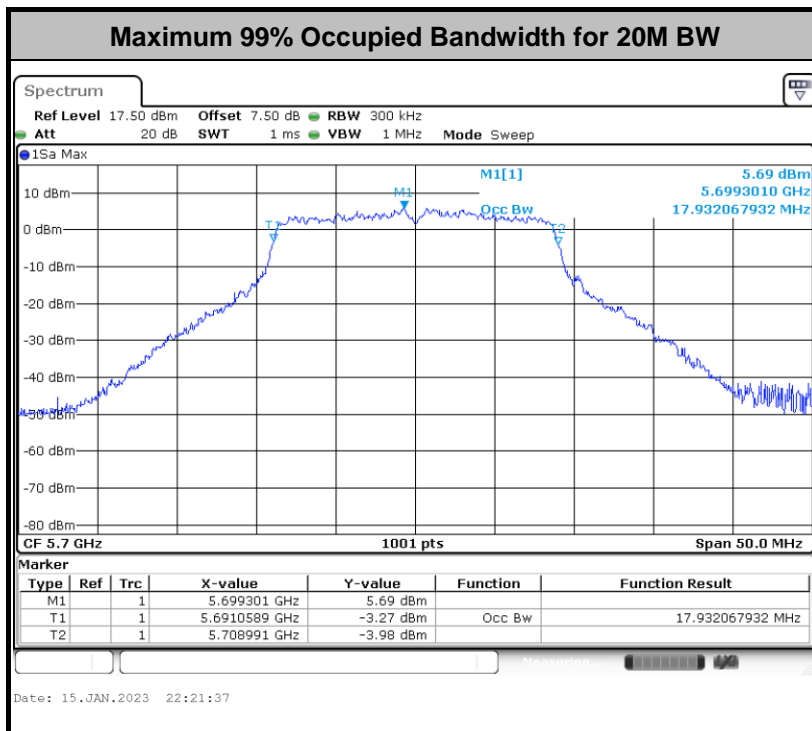
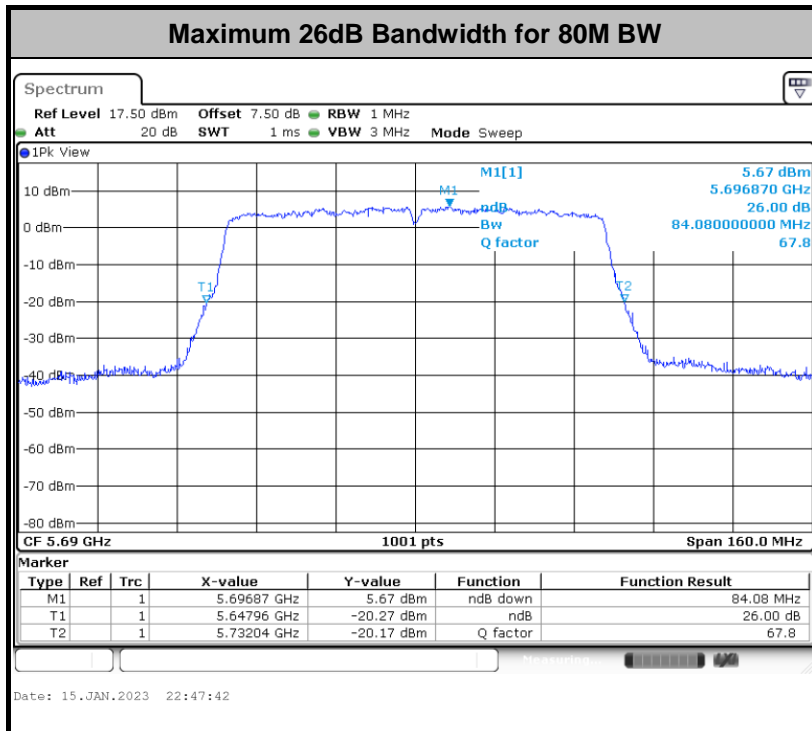
### 3.1.5 Test Result of 6dB Bandwidth

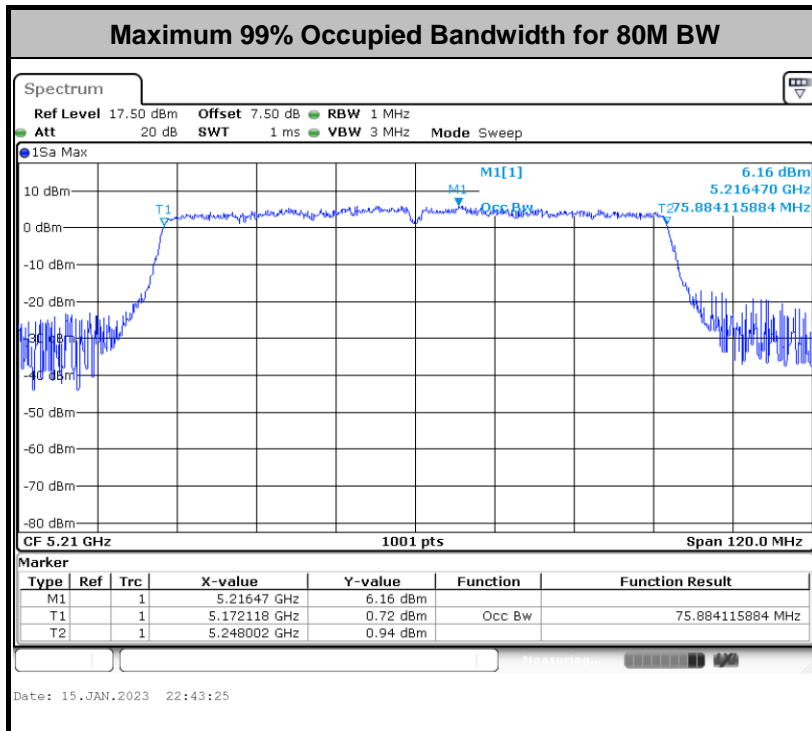
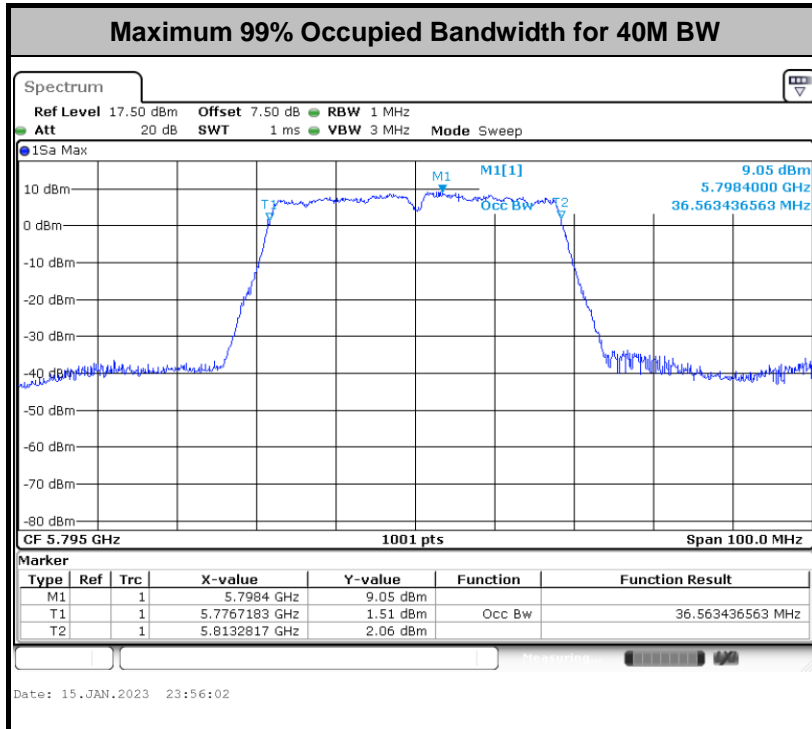
Please refer to Appendix A.











**Note:** The occupied channel bandwidth is maintained within the band of operation for all of the modulations.



## 3.2 Maximum Conducted Output Power Measurement

### 3.2.1 Limit of Maximum Conducted Output Power

<FCC 14-30 CFR 15.407>

For mobile and portable client devices in the 5.15–5.25 GHz band, the maximum conducted output power over the frequency band of operation shall not exceed 250 mW.

For the 5.25–5.725 GHz bands, the maximum conducted output power over the frequency bands of operation shall not exceed the lesser of 250 mW or  $11 \text{ dBm} + 10 \log B$ , where B is the 26 dB emission bandwidth in megahertz.

For the band 5.725–5.85 GHz, the maximum conducted output power over the frequency band of operation shall not exceed 1 W.

For Straddle Channel, According to KDB 789033 D02 General UNII Test Procedures New Rules v02r01, If the power and PSD of the devices are uniform and comply with the lower limits specified for the U-NII-2 bands, a single measurement over the entire emission bandwidth can be performed to show compliance.

If transmitting antennas of directional gain greater than 6 dBi are used, the peak output power shall be reduced by the amount in dB that the directional gain of the antenna exceeds 6 dBi.

Note that U-NII-2 band, devices with a maximum e.i.r.p. greater than 500 mW shall implement TPC in order to have the capability to operate at least 6 dB below the maximum permitted e.i.r.p. of 1 W.

### 3.2.2 Measuring Instruments

The measuring equipment is listed in the section 4 of this test report.

### 3.2.3 Test Procedures

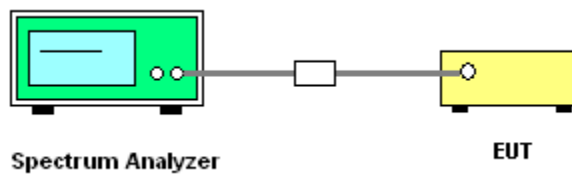
The testing follows Method PM of FCC KDB 789033 D02 General UNII Test Procedures New Rules v02r01.

Method PM (Measurement using an RF average power meter):

1. Measurement is performed using a wideband RF power meter.
2. The EUT is configured to transmit continuously with a consistent duty cycle at its maximum power control level.
3. Measure the average power of the transmitter, and the average power is corrected with duty factor,  $10 \log(1/x)$ , where  $x$  is the duty cycle.

For Straddle Channel, According to KDB 789033 D02 General UNII Test Procedures New Rules v02r01, If the power and PSD of the devices are uniform and comply with the lower limits specified for the U-NII-2 bands, a single measurement over the entire emission bandwidth can be performed to show compliance.

### 3.2.4 Test Setup



### 3.2.5 Test Result of Maximum Conducted Output Power

Please refer to Appendix A.



### 3.3 Power Spectral Density Measurement

#### 3.3.1 Limit of Power Spectral Density

<FCC 14-30 CFR 15.407>

For mobile and portable client devices in the 5.15–5.25 GHz band, the maximum power spectral density shall not exceed 11dBm in any 1 megahertz band.

For the 5.25–5.725 GHz bands, the maximum power spectral density shall not exceed 11 dBm in any 1 megahertz band.

For the band 5.725–5.85 GHz, the maximum power spectral density shall not exceed 30 dBm in any 500-kHz band.

For Straddle Channel, According to KDB 789033 D02 General UNII Test Procedures New Rules v02r01, If the power and PSD of the devices are uniform and comply with the lower limits specified for the U-NII-2 bands, a single measurement over the entire emission bandwidth can be performed to show compliance.

If transmitting antennas of directional gain greater than 6 dBi are used, the peak output power shall be reduced by the amount in dB that the directional gain of the antenna exceeds 6 dBi.

#### 3.3.2 Measuring Instruments

The measuring equipment is listed in the section 4 of this test report.



### 3.3.3 Test Procedures

The testing follows FCC KDB 789033 D02 General UNII Test Procedures New Rules v01r04. Section F) Maximum power spectral density.

**For devices operating in the bands 5.15 - 5.25 GHz, 5.25 - 5.35 GHz, and 5.47 - 5.725 GHz**

**# Method SA-2 #**

(trace averaging across on and off times of the EUT transmissions, followed by duty cycle correction).

- Measure the duty cycle.
- Set span to encompass the entire emission bandwidth (EBW) of the signal.
- Set RBW = 1 MHz.
- Set VBW  $\geq$  3 MHz.
- Number of points in sweep  $\geq$  2 Span / RBW.
- Sweep time = auto.
- Detector = RMS
- Trace average at least 100 traces in power averaging mode.
- Add  $10 \log(1/x)$ , where x is the duty cycle, to the measured power in order to compute the average power during the actual transmission times. For example, add  $10 \log(1/0.25) = 6$  dB if the duty cycle is 25 percent.

**For devices operating in the band 5.725 - 5.85 GHz**

**# Method SA-2 #**

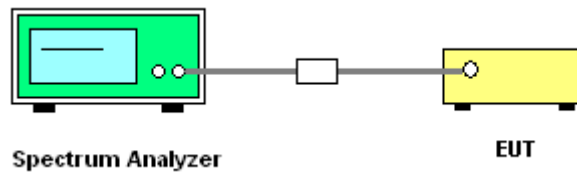
(trace averaging across on and off times of the EUT transmissions, followed by duty cycle correction).

- Measure the duty cycle.
- Set span to encompass the entire emission bandwidth (EBW) of the signal.
- Set RBW = 500KHz (or 300 kHz if the SA can't set RBW=500KHz).
- Set VBW  $\geq$  1 MHz.
- Number of points in sweep  $\geq$  2 Span / RBW.
- Sweep time = auto.
- Detector = RMS
- Trace average at least 100 traces in power averaging mode.
- If the SA can't set RBW=500KHz, then add  $10 \log(500\text{kHz}/\text{RBW})$  to the test result.
- Add  $10 \log(1/x)$ , where x is the duty cycle, to the measured power in order to compute the

average power during the actual transmission times. For example, add  $10 \log(1/0.25) = 6$  dB if the duty cycle is 25 percent.

1. The RF output of EUT was connected to the spectrum analyzer by a low loss cable.
2. Each plot has already offset with cable loss, and attenuator loss. Measure the PPSD and record it.

### 3.3.4 Test Setup



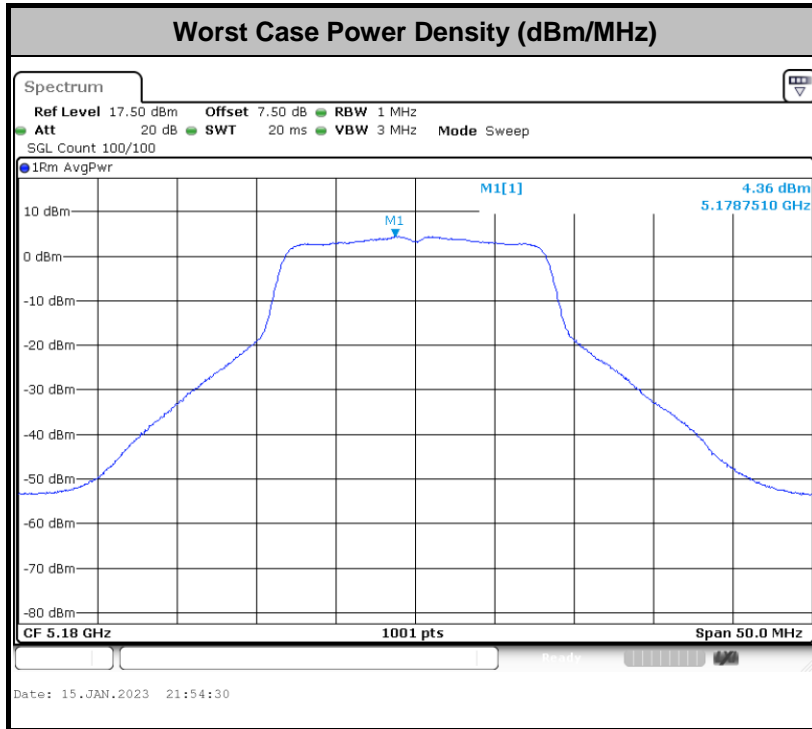




### 3.3.5 Test Result of Power Spectral Density

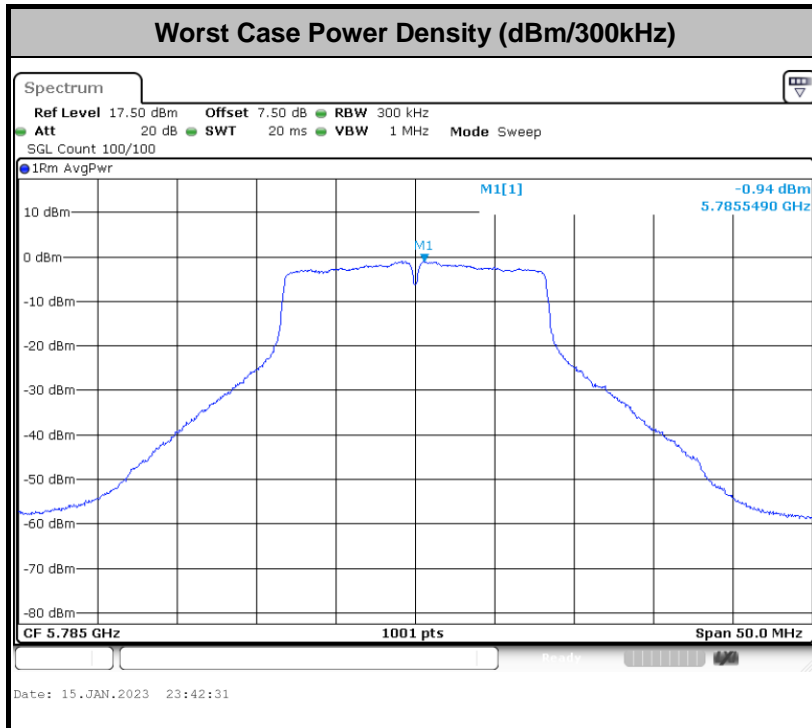
Please refer to Appendix A.

**For devices operating in the bands 5.15 - 5.25 GHz, 5.25 - 5.35 GHz, and 5.47 - 5.725 GHz**



**Note:** Average Power Density (dB) = Measured value+ Duty Factor

**For devices operating in the band 5.725 - 5.85 GHz**





### 3.4 Unwanted Emissions Measurement

This section as specified in FCC Part 15.407(b) is to measure unwanted emissions through radiated measurement for band edge spurious emissions and out of band emissions measurement. The unwanted emissions shall comply with 15.407(b)(1) to (6), and restricted bands per FCC Part 15.205.

#### 3.4.1 Limit of Unwanted Emissions

- (1) For transmitters operating in the 5150-5250 MHz band: all emissions outside of the 5150-5350 MHz band shall not exceed an EIRP of  $-27\text{dBm/MHz}$ .

For transmitters operating in the 5250-5350 MHz band: all emissions outside of the 5150-5350 MHz band shall not exceed an EIRP of  $-27\text{ dBm/MHz}$ . Devices operating in the 5250-5350 MHz band that generate emissions in the 5150-5250 MHz band must meet all applicable technical requirements for operation in the 5150-5250 MHz band (including indoor use) or alternatively meet an out-of-band emission EIRP limit of  $-27\text{ dBm/MHz}$  in the 5150-5250 MHz band.

For transmitters operating in the 5470-5600 MHz and 5650-5725MHz band: all emissions outside of the 5470-5600 MHz and 5650-5725MHz band shall not exceed an EIRP of  $-27\text{ dBm/MHz}$ .

- (2) For transmitters operating in the 5.725-5.85 GHz band:  
15.407(b)(4)(i) All emissions shall be limited to a level of  $-27\text{ dBm/MHz}$  at 75 MHz or more above or below the band edge increasing linearly to  $10\text{ dBm/MHz}$  at 25 MHz above or below the band edge, and from 25 MHz above or below the band edge increasing linearly to a level of  $15.6\text{ dBm/MHz}$  at 5 MHz above or below the band edge, and from 5 MHz above or below the band edge increasing linearly to a level of  $27\text{ dBm/MHz}$  at the band edge.



(3) Unwanted spurious emissions fallen in restricted bands shall comply with the general field strength limits as below table,

Frequency (MHz)	Field Strength (microvolts/meter)	Measurement Distance (meters)
0.009 – 0.490	2400/F(kHz)	300
0.490 – 1.705	24000/F(kHz)	30
1.705 – 30.0	30	30
30 – 88	100	3
88 – 216	150	3
216 - 960	200	3
Above 960	500	3

(4) EIRP (dBm)	Field Strength at 3m (dBµV/m)
- 27	68.3

Note: The following formula is used to convert the EIRP to field strength.

$$EIRP = E_{Meas} + 20\log (d_{Meas}) - 104.7$$

where

EIRP is the equivalent isotropically radiated power, in dBm

E<sub>Meas</sub> is the field strength of the emission at the measurement distance, in dBµV/m

d<sub>Meas</sub> is the measurement distance, in m

(4) ANSI C63.10-2013 clause 12.7.3 note 97

As specified by regulatory requirements, emissions above 1000 MHz that are outside of the restricted bands are subject to a peak emission limit. However, an out-of-band emission that complies with both the average and peak general regulatory limits is not required to satisfy the peak emission limit.

### 3.4.2 Measuring Instruments

The measuring equipment is listed in the section 4 of this test report.



### 3.4.3 Test Procedures

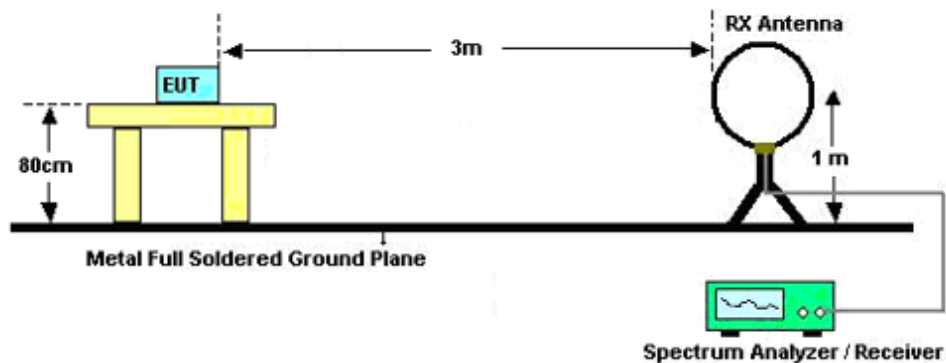
1. The testing follows FCC KDB 789033 D02 General UNII Test Procedures New Rules v01r04. Section G) Unwanted emissions measurement.
  - (1) Procedure for Unwanted Emissions Measurements Below 1000MHz
    - RBW = 120 kHz
    - VBW = 300 kHz
    - Detector = Peak
    - Trace mode = max hold
  - (2) Procedure for Peak Unwanted Emissions Measurements Above 1000 MHz
    - RBW = 1 MHz
    - VBW  $\geq$  3 MHz
    - Detector = Peak
    - Sweep time = auto
    - Trace mode = max hold
  - (3) Procedures for Average Unwanted Emissions Measurements Above 1000MHz
    - RBW = 1 MHz
    - VBW = 10 Hz, when duty cycle is no less than 98 percent.
    - VBW  $\geq$  1/T, when duty cycle is less than 98 percent where T is the minimum transmission duration over which the transmitter is on and is transmitting at its maximum power control level for the tested mode of operation.
  - (4) Procedures for Average Unwanted Emissions Measurements Above 1000MHz
    - RBW = 1 MHz
    - VBW = 3 MHz
    - Detector = power averaging (rms), set span/(# of points in sweep)  $\geq$  RBW/2.
    - Averaging type = power averaging(RMS)
    - The correction factor shall be offset is 10 log (1/x), where x is the duty cycle.
2. The EUT was placed on a turntable with 0.8 meter for frequency below 1GHz and 1.5 meter for frequency above 1GHz respectively above ground.
3. The EUT was set 3 meters from the interference receiving antenna which was mounted on the top of a variable height antenna tower.
4. The antenna is a broadband antenna and its height is adjusted between one meter and four meters above ground to find the maximum value of the field strength for both horizontal

polarization and vertical polarization of the antenna.

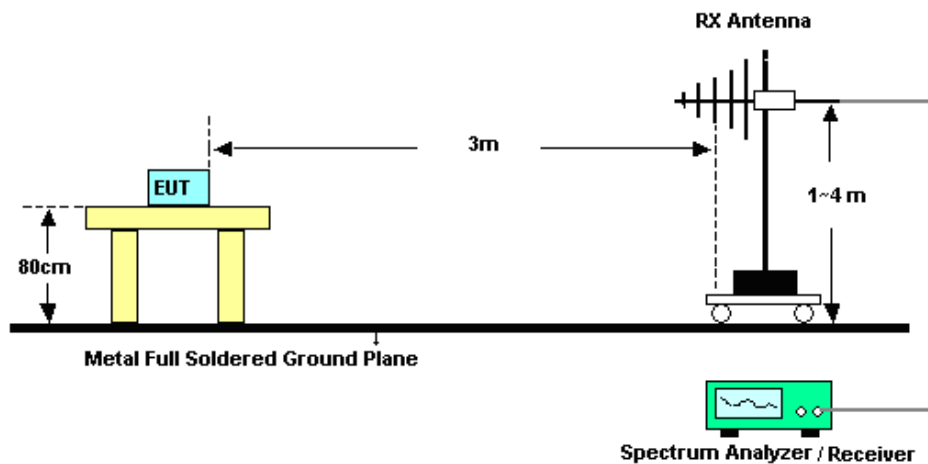
5. For each suspected emission, the EUT was arranged to its worst case and then adjust the antenna tower (from 1 m to 4 m) and turntable (from 0 degree to 360 degrees) to find the maximum reading.
6. For testing below 1GHz, if the emission level of the EUT in peak mode was 3 dB lower than the limit specified, then peak values of EUT will be reported, otherwise, the emissions will be repeated one by one using the CISPR quasi-peak method and reported.
7. For testing above 1GHz, the emission level of the EUT in peak mode was 20dB lower than average limit (that means the emission level in average mode also complies with the limit in average mode), then peak values of EUT will be reported, otherwise, the emissions will be measured in average mode again and reported.

### 3.4.4 Test Setup

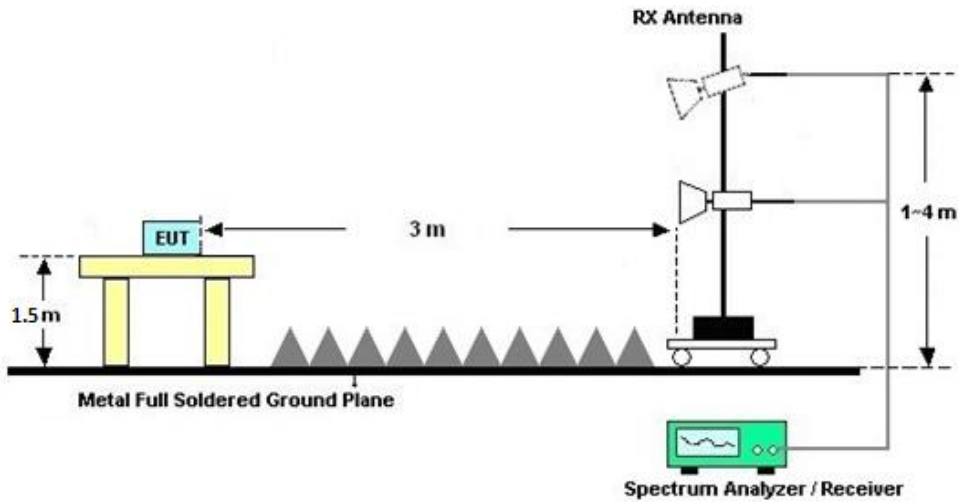
For radiated emissions below 30MHz



For radiated emissions from 30MHz to 1GHz



For radiated emissions above 1GHz



### 3.4.5 Test Results of Radiated Spurious Emissions (9 kHz ~ 30 MHz)

The low frequency, which started from 9 kHz to 30MHz, was pre-scanned and the result which was 20dB lower than the limit line was not reported.

There is a comparison data of both open-field test site and semi-Anechoic chamber, and the result came out very similar.

### 3.4.6 Test Result of Radiated Spurious at Band Edges

Please refer to Appendix C.

### 3.4.7 Duty Cycle

Please refer to Appendix D.

### 3.4.8 Test Result of Radiated Spurious Emissions (30MHz ~ 10th Harmonic)

Please refer to Appendix C.



### 3.5 AC Conducted Emission Measurement

#### 3.5.1 Limit of AC Conducted Emission

For equipment that is designed to be connected to the public utility (AC) power line, the radio frequency voltage that is conducted back onto the AC power line on any frequency or frequencies within the band 150 kHz to 30 MHz shall not exceed the limits in the following table.

Frequency of emission (MHz)	Conducted limit (dBµV)	
	Quasi-peak	Average
0.15-0.5	66 to 56*	56 to 46*
0.5-5	56	46
5-30	60	50

\*Decreases with the logarithm of the frequency.

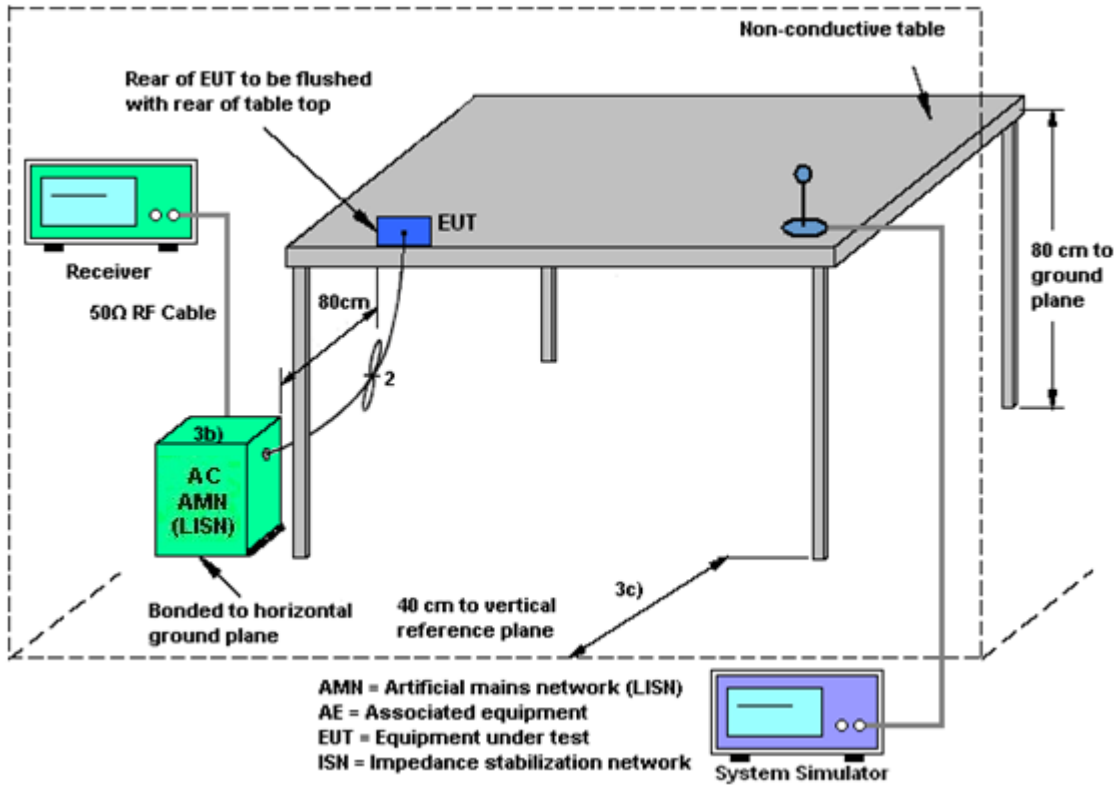
#### 3.5.2 Measuring Instruments

The measuring equipment is listed in the section 4 of this test report.

#### 3.5.3 Test Procedures

1. The EUT was placed 0.4 meter from the conducting wall of the shielding room was kept at least 80 centimeters from any other grounded conducting surface.
2. Connect EUT to the power mains through a line impedance stabilization network (LISN).
3. All the support units are connecting to the other LISN.
4. The LISN provides 50 ohm coupling impedance for the measuring instrument.
5. The FCC states that a 50 ohm, 50 microhenry LISN should be used.
6. Both sides of AC line were checked for maximum conducted interference.
7. The frequency range from 150 kHz to 30 MHz was searched.
8. Set the test-receiver system to Peak Detect Function and specified bandwidth with Maximum Hold Mode.

### 3.5.4 Test Setup



### 3.5.5 Test Result of AC Conducted Emission

Please refer to Appendix B.





## **3.6 Antenna Requirements**

### **3.6.1 Standard Applicable**

According to FCC 47 CFR Section 15.407(a)(1)(2) ,if transmitting antenna directional gain is greater than 6 dBi, both the peak transmit power and the peak power spectral density shall be reduced by the amount in dB that the directional gain of the antenna exceeds 6 dBi.

### **3.6.2 Antenna Anti-Replacement Construction**

Non-standard antenna connector is used.

### **3.6.3 Antenna Gain**

The antenna peak gain of EUT is less than 6 dBi. Therefore, it is not necessary to reduce maximum peak output power limit.



## 4 List of Measuring Equipment

Instrument	Manufacturer	Model No.	Serial No.	Characteristics	Calibration Date	Test Date	Due Date	Remark
Spectrum Analyzer	R&S	FSV40	101040	10Hz~40GHz	Oct. 12, 2022	Jan. 15, 2023~Jan. 31, 2023	Oct. 11, 2023	Conducted (TH01-KS)
Pulse Power Sensor	Anritsu	MA2411B	0917070	300MHz~40GHz	Jan. 04, 2023	Jan. 15, 2023~Jan. 31, 2023	Jan. 03, 2024	Conducted (TH01-KS)
Power Meter	Anritsu	ML2495A	1005002	50MHz Bandwidth	Jan. 04, 2023	Jan. 15, 2023~Jan. 31, 2023	Jan. 03, 2024	Conducted (TH01-KS)
EMI Test Receiver	Keysight	N9038A	MY56400004	3Hz~8.5GHz;Max x 30dBm	Oct. 13, 2022	Jan. 17, 2023	Oct. 12, 2023	Radiation (03CH05-KS)
EXA Spectrum Analyzer	Keysight	N9010A	MY55150244	10Hz-44G,MAX 30dB	Mar. 24, 2022	Jan. 17, 2023	Mar. 23, 2023	Radiation (03CH05-KS)
Loop Antenna	R&S	HFH2-Z2	100321	9kHz~30MHz	Oct. 16, 2022	Jan. 17, 2023	Oct. 15, 2023	Radiation (03CH05-KS)
Bilog Antenna	TeseQ	CBL6111D	49922	30MHz-1GHz	May 24 ,2022	Jan. 17, 2023	May 23, 2023	Radiation (03CH05-KS)
Double Ridge Horn Antenna	ETS-Lindgren	3117	00218642	1GHz~18GHz	Apr. 18, 2022	Jan. 17, 2023	Apr. 17, 2023	Radiation (03CH05-KS)
SHF-EHF Horn	Com-power	AH-840	101070	18GHz~40GHz	Jan. 04, 2023	Jan. 17, 2023	Jan. 03, 2024	Radiation (03CH05-KS)
Amplifier	SONOMA	310N	380826	9KHz-1GHz	Jul. 11, 2022	Jan. 17, 2023	Jul. 10, 2023	Radiation (03CH05-KS)
Amplifier	MITEQ	EM18G40GGA	060728	18~40GHz	Jan. 04, 2023	Jan. 17, 2023	Jan. 03, 2024	Radiation (03CH05-KS)
high gain Amplifier	EM	EM01G18GA	060839	1Ghz-18Ghz	Oct. 12, 2022	Jan. 17, 2023	Oct. 11, 2023	Radiation (03CH05-KS)
Amplifier	EM	EM01G18GA	060833	1Ghz-18Ghz	Jan. 04, 2023	Jan. 17, 2023	Jan. 03, 2024	Radiation (03CH05-KS)
AC Power Source	Chroma	61601	F104090004	N/A	NCR	Jan. 17, 2023	NCR	Radiation (03CH05-KS)
Turn Table	ChamPro	EM 1000-T	060762-T	0~360 degree	NCR	Jan. 17, 2023	NCR	Radiation (03CH05-KS)
Antenna Mast	ChamPro	EM 1000-A	060762-A	1 m~4 m	NCR	Jan. 17, 2023	NCR	Radiation (03CH05-KS)
EMI Receiver	R&S	ESCI7	100768	9kHz~7GHz;	May 24, 2022	Jan. 13, 2023	May 23, 2023	Conduction (CO01-KS)
AC LISN (for auxiliary equipment)	MessTec	AN3016	060103	9kHz~30MHz	Oct. 13, 2022	Jan. 13, 2023	Oct. 12, 2023	Conduction (CO01-KS)
AC LISN	MessTec	AN3016	060105	9kHz~30MHz	May 24, 2022	Jan. 13, 2023	May 23, 2023	Conduction (CO01-KS)
AC Power Source	Chroma	61602	ABP0000008 11	AC 0V~300V, 45Hz~1000Hz	Oct. 12, 2022	Jan. 13, 2023	Oct. 11, 2023	Conduction (CO01-KS)

NCR: No Calibration Required



## 5 Uncertainty of Evaluation

The measurement uncertainties shown below were calculated in accordance with the requirements of ANSI 63.10-2013. All the measurement uncertainty value were shown with a coverage K=2 to indicate 95% level of confidence. The measurement data show herein meets or exceeds the CISPR measurement uncertainty values specified in CISPR 16-4-2 and can be compared directly to specified limit to determine compliance.

### Uncertainty of Conducted Measurement

Test Item	Uncertainty
Conducted Power	±0.46 dB
Conducted Emissions	±0.48 dB
Occupied Channel Bandwidth	±0.1 %
Conducted Power Spectral Density	±0.40 dB

### Uncertainty of Conducted Emission Measurement (150kHz ~ 30MHz)

Measuring Uncertainty for a Level of Confidence of 95% (U = 2Uc(y))	2.78dB
---	--------

### Uncertainty of Radiated Emission Measurement (30 MHz ~ 1000 MHz)

Measuring Uncertainty for a Level of Confidence of 95% (U = 2Uc(y))	5.0dB
---	-------

### Uncertainty of Radiated Emission Measurement (1000 MHz ~ 18000 MHz)

Measuring Uncertainty for a Level of Confidence of 95% (U = 2Uc(y))	5.0dB
---	-------

### Uncertainty of Radiated Emission Measurement (18000 MHz ~ 40000 MHz)

Measuring Uncertainty for a Level of Confidence of 95% (U = 2Uc(y))	5.0dB
---	-------



## Appendix A. Conducted Test Results

Report Number : FR2D2302D

Test Engineer:	xu wei	Temperature:	21~25	°C
Test Date:	2023/1/15~2023/1/31	Relative Humidity:	51~54	%

**TEST RESULTS DATA**  
**26dB and 99% OBW**

U-NII-1 single antenna						
Mod.	Data Rate	N <sub>TX</sub>	CH.	Freq. (MHz)	99% Bandwidth (MHz)	26 dB Bandwidth (MHz)
					Ant 1	Ant 1
11a	6Mbps	1	36	5180	16.73	21.63
11a	6Mbps	1	44	5220	16.68	22.48
11a	6Mbps	1	48	5240	16.73	22.03
VHT20	MCS0	1	36	5180	17.88	22.68
VHT20	MCS0	1	44	5220	17.88	22.98
VHT20	MCS0	1	48	5240	17.88	22.93
VHT40	MCS0	1	38	5190	36.46	41.45
VHT40	MCS0	1	46	5230	36.46	41.36
VHT80	MCS0	1	42	5210	75.88	83.92

**TEST RESULTS DATA**  
**Average Power Table**

FCC U-NII-1 single antenna												
Mod.	Data Rate	NTX	CH.	Freq. (MHz)	Average Conducted Power with duty factor (dBm)			FCC Conducted Power Limit (dBm)		DG (dBi)		Pass/Fail
					Ant 1	Ant 2	SUM	Ant 1	Ant 2	Ant 1	Ant 2	
11a	6Mbps	1	36	5180	15.56			24.00	-	-0.67	-	Pass
11a	6Mbps	1	44	5220	15.43			24.00	-	-0.67	-	Pass
11a	6Mbps	1	48	5240	15.37			24.00	-	-0.67	-	Pass
HT20	MCS0	1	36	5180	14.44			24.00	-	-0.67	-	Pass
HT20	MCS0	1	44	5220	14.40			24.00	-	-0.67	-	Pass
HT20	MCS0	1	48	5240	14.26			24.00	-	-0.67	-	Pass
HT40	MCS0	1	38	5190	14.88			24.00	-	-0.67	-	Pass
HT40	MCS0	1	46	5230	14.95			24.00	-	-0.67	-	Pass
VHT20	MCS0	1	36	5180	14.51			24.00	-	-0.67	-	Pass
VHT20	MCS0	1	44	5220	14.46			24.00	-	-0.67	-	Pass
VHT20	MCS0	1	48	5240	14.36			24.00	-	-0.67	-	Pass
VHT40	MCS0	1	38	5190	14.98			24.00	-	-0.67	-	Pass
VHT40	MCS0	1	46	5230	15.06			24.00	-	-0.67	-	Pass
VHT80	MCS0	1	42	5210	14.77			24.00	-	-0.67	-	Pass

**TEST RESULTS DATA**  
**Power Spectral Density**

FCC U-NII-1 single antenna													
Mod.	Data Rate	NTX	CH.	Freq. (MHz)	Average Power Density (dBm/MHz)			Average PSD Limit (dBm/MHz)		DG (dBi)			Pass /Fail
					Ant 1	Ant 2	SUM	Ant 1	Ant 2	Ant 1	Ant 2		
11a	6Mbps	1	36	5180	4.36	-		11.00	-	-0.67	-		Pass
11a	6Mbps	1	44	5220	4.22	-		11.00	-	-0.67	-		Pass
11a	6Mbps	1	48	5240	4.15	-		11.00	-	-0.67	-		Pass
VHT20	MCS0	1	36	5180	2.89	-		11.00	-	-0.67	-		Pass
VHT20	MCS0	1	44	5220	2.56	-		11.00	-	-0.67	-		Pass
VHT20	MCS0	1	48	5240	2.56	-		11.00	-	-0.67	-		Pass
VHT40	MCS0	1	38	5190	0.62	-		11.00	-	-0.67	-		Pass
VHT40	MCS0	1	46	5230	0.29	-		11.00	-	-0.67	-		Pass
VHT80	MCS0	1	42	5210	-3.34	-		11.00	-	-0.67	-		Pass



**TEST RESULTS DATA**  
**26dB and 99% OBW**

U-NII-2A single antenna											
Mod.	Data Rate	NTX	CH.	Freq. (MHz)	99% Bandwidth (MHz)		26 dB Bandwidth (MHz)		FCC 26dB Bandwidth Power Limit (dBm)		Note
					Ant 1	Ant 2	Ant 1	Ant 2	Ant 1	Ant 2	
11a	6Mbps	1	52	5260	16.73	-	21.63	-	23.98	-	
11a	6Mbps	1	60	5300	16.73	-	21.88	-	23.98	-	
11a	6Mbps	1	64	5320	16.78	-	21.78	-	23.98	-	
VHT20	MCS0	1	52	5260	17.83	-	22.98	-	23.98	-	
VHT20	MCS0	1	60	5300	17.93	-	23.28	-	23.98	-	
VHT20	MCS0	1	64	5320	17.88	-	22.78	-	23.98	-	
VHT40	MCS0	1	54	5270	36.46	-	41.63	-	23.98	-	
VHT40	MCS0	1	62	5310	36.46	-	41.18	-	23.98	-	
VHT80	MCS0	1	58	5290	75.76	-	83.44	-	23.98	-	

**TEST RESULTS DATA**  
**Average Power Table**

FCC U-NII-2A single antenna													
Mod.	Data Rate	NTX	CH.	Freq. (MHz)	Average Conducted Power with duty factor (dBm)			FCC Conducted Power Limit (dBm)		DG (dBi)		EIRP Power Limit (dBm)	Pass/Fail
					Ant 1	Ant 2	SUM	Ant 1	Ant 2	Ant 1	Ant 2		
11a	6Mbps	1	52	5260	15.26			23.98	-	-0.19	-	30.00	Pass
11a	6Mbps	1	60	5300	15.33			23.98	-	-0.19	-	30.00	Pass
11a	6Mbps	1	64	5320	15.18			23.98	-	-0.19	-	30.00	Pass
HT20	MCS0	1	52	5260	14.14			23.98	-	-0.19	-	30.00	Pass
HT20	MCS0	1	60	5300	14.21			23.98	-	-0.19	-	30.00	Pass
HT20	MCS0	1	64	5320	14.01			23.98	-	-0.19	-	30.00	Pass
HT40	MCS0	1	54	5270	14.56			23.98	-	-0.19	-	30.00	Pass
HT40	MCS0	1	62	5310	14.62			23.98	-	-0.19	-	30.00	Pass
VHT20	MCS0	1	52	5260	14.22			23.98	-	-0.19	-	30.00	Pass
VHT20	MCS0	1	60	5300	14.28			23.98	-	-0.19	-	30.00	Pass
VHT20	MCS0	1	64	5320	14.07			23.98	-	-0.19	-	30.00	Pass
VHT40	MCS0	1	54	5270	14.75			23.98	-	-0.19	-	30.00	Pass
VHT40	MCS0	1	62	5310	14.81			23.98	-	-0.19	-	30.00	Pass
VHT80	MCS0	1	58	5290	14.56			23.98	-	-0.19	-	30.00	Pass

**TEST RESULTS DATA**  
**Power Spectral Density**

U-NII-2A single antenna													
Mod.	Data Rate	NTX	CH.	Freq. (MHz)	Average Power Density (dBm/MHz)			Average PSD Limit (dBm/MHz)		DG (dBi)			Pass /Fail
					Ant 1	Ant 2	SUM	Ant 1	Ant 2	Ant 1	Ant 2		
11a	6Mbps	1	52	5260	4.29	-		11.00	-	-0.19	-		Pass
11a	6Mbps	1	60	5300	3.98	-		11.00	-	-0.19	-		Pass
11a	6Mbps	1	64	5320	3.87	-		11.00	-	-0.19	-		Pass
VHT20	MCS0	1	52	5260	2.51	-		11.00	-	-0.19	-		Pass
VHT20	MCS0	1	60	5300	2.41	-		11.00	-	-0.19	-		Pass
VHT20	MCS0	1	64	5320	2.48	-		11.00	-	-0.19	-		Pass
VHT40	MCS0	1	54	5270	-0.10	-		11.00	-	-0.19	-		Pass
VHT40	MCS0	1	62	5310	-0.05	-		11.00	-	-0.19	-		Pass
VHT80	MCS0	1	58	5290	-3.47	-		11.00	-	-0.19	-		Pass

**TEST RESULTS DATA**  
**26dB and 99% OBW**

U-NII-2C single antenna												
Mod.	Data Rate	NTX	CH.	Freq. (MHz)	99% Bandwidth In U-NII 2C (MHz)		26 dB Bandwidth In U-NII 2C (MHz)		FCC 26dB Bandwidth Power Limit (dBm)		6 dB Bandwidth for Straddle Channel (MHz)	
					Ant 1	Ant 2	Ant 1	Ant 2	Ant 1	Ant 2	Ant 1	Ant 2
11a	6Mbps	1	100	5500	16.73	-	22.33	-	23.98	-	----	----
11a	6Mbps	1	116	5580	16.78	-	21.93	-	23.98	-	----	----
11a	6Mbps	1	140	5700	16.73	-	21.93	-	23.98	-	----	----
VHT20	MCS0	1	100	5500	17.93	-	23.23	-	23.98	-	----	----
VHT20	MCS0	1	116	5580	17.93	-	23.43	-	23.98	-	----	----
VHT20	MCS0	1	140	5700	17.93	-	23.23	-	23.98	-	----	----
VHT40	MCS0	1	102	5510	36.46	-	41.54	-	23.98	-	----	----
VHT40	MCS0	1	110	5550	36.46	-	41.63	-	23.98	-	----	----
VHT40	MCS0	1	134	5670	36.46	-	41.45	-	23.98	-	----	----
VHT80	MCS0	1	106	5530	75.64	-	83.28	-	23.98	-	----	----
VHT80	MCS0	1	122	5610	75.64	-	83.60	-	23.98	-	----	----

U-NII-2C straddle channel single antenna												
Mod.	Data Rate	NTX	CH.	Freq. (MHz)	99% Bandwidth In U-NII 2C (MHz)		26 dB Bandwidth In U-NII 2C (MHz)		FCC 26dB Bandwidth Power Limit (dBm)		6 dB Bandwidth for Straddle Channel (MHz)	
					Ant 1	Ant 2	Ant 1	Ant 2	Ant 1	Ant 2	Ant 1	Ant 2
11a	6Mbps	1	144	5720	16.73	-	22.33	-	23.98	-	-	-
VHT20	MCS0	1	144	5720	17.88	-	22.93	-	23.98	-	-	-
VHT40	MCS0	1	142	5710	36.36	-	41.36	-	23.98	-	-	-
VHT80	MCS0	1	138	5690	75.64	-	84.08	-	23.98	-	-	-

**TEST RESULTS DATA**  
**Average Power Table**

FCC U-NII-2C single antenna													
Mod.	Data Rate	NTX	CH.	Freq. (MHz)	Average Conducted Power with duty factor (dBm)			FCC Conducted Power Limit (dBm)		DG (dBi)		EIRP Power Limit (dBm)	Pass/Fail
					Ant 1	Ant 2	SUM	Ant 1	Ant 2	Ant 1	Ant 2		
11a	6Mbps	1	100	5500	15.20			23.98	-	1.28	-	30.00	Pass
11a	6Mbps	1	116	5580	15.23			23.98	-	1.28	-	30.00	Pass
11a	6Mbps	1	140	5700	15.09			23.98	-	1.28	-	30.00	Pass
HT20	MCS0	1	100	5500	14.08			23.98	-	1.28	-	30.00	Pass
HT20	MCS0	1	116	5580	14.10			23.98	-	1.28	-	30.00	Pass
HT20	MCS0	1	140	5700	14.04			23.98	-	1.28	-	30.00	Pass
HT40	MCS0	1	102	5510	14.74			23.98	-	1.28	-	30.00	Pass
HT40	MCS0	1	110	5550	14.85			23.98	-	1.28	-	30.00	Pass
HT40	MCS0	1	134	5670	14.44			23.98	-	1.28	-	30.00	Pass
VHT20	MCS0	1	100	5500	14.19			23.98	-	1.28	-	30.00	Pass
VHT20	MCS0	1	116	5580	14.17			23.98	-	1.28	-	30.00	Pass
VHT20	MCS0	1	140	5700	14.12			23.98	-	1.28	-	30.00	Pass
VHT40	MCS0	1	102	5510	14.86			23.98	-	1.28	-	30.00	Pass
VHT40	MCS0	1	110	5550	14.97			23.98	-	1.28	-	30.00	Pass
VHT40	MCS0	1	134	5670	14.63			23.98	-	1.28	-	30.00	Pass
VHT80	MCS0	1	106	5530	14.72			23.98	-	1.28	-	30.00	Pass
VHT80	MCS0	1	122	5610	14.73			23.98	-	1.28	-	30.00	Pass

FCC U-NII-2C straddle channel single antenna													
Mod.	Data Rate	NTX	CH.	Freq. (MHz)	Average Conducted Power with duty factor (dBm)			FCC Conducted Power Limit (dBm)		DG (dBi)		EIRP Power Limit (dBm)	Pass/Fail
					Ant 1	Ant 2	SUM	Ant 1	Ant 2	Ant 1	Ant 2		
11a	6Mbps	1	144	5720	15.37			23.98	-	1.28	-	30.00	Pass
HT20	MCS0	1	144	5720	14.29			23.98	-	1.28	-	30.00	Pass
HT40	MCS0	1	142	5710	14.52			23.98	-	1.28	-	30.00	Pass
VHT20	MCS0	1	144	5720	14.38			23.98	-	1.28	-	30.00	Pass
VHT40	MCS0	1	142	5710	14.65			23.98	-	1.28	-	30.00	Pass
VHT80	MCS0	1	138	5690	14.41			23.98	-	1.28	-	30.00	Pass

**TEST RESULTS DATA**  
**Power Spectral Density**

U-NII-2C single antenna												
Mod.	Data Rate	NTX	CH.	Freq. (MHz)	Average Power Density (dBm/MHz)			Average PSD Limit (dBm/MHz)		DG (dBi)		Pass /Fail
					Ant 1	Ant 2	SUM	Ant 1	Ant 2	Ant 1	Ant 2	
11a	6Mbps	1	100	5500	4.21	-		11.00	-	1.28	-	Pass
11a	6Mbps	1	116	5580	3.83	-		11.00	-	1.28	-	Pass
11a	6Mbps	1	140	5700	4.08	-		11.00	-	1.28	-	Pass
VHT20	MCS0	1	100	5500	2.60	-		11.00	-	1.28	-	Pass
VHT20	MCS0	1	116	5580	2.44	-		11.00	-	1.28	-	Pass
VHT20	MCS0	1	140	5700	2.51	-		11.00	-	1.28	-	Pass
VHT40	MCS0	1	102	5510	0.35	-		11.00	-	1.28	-	Pass
VHT40	MCS0	1	110	5550	-0.08	-		11.00	-	1.28	-	Pass
VHT40	MCS0	1	134	5670	-0.16	-		11.00	-	1.28	-	Pass
VHT80	MCS0	1	106	5530	-3.06	-		11.00	-	1.28	-	Pass
VHT80	MCS0	1	122	5610	-3.21	-		11.00	-	1.28	-	Pass

U-NII-2C straddle channel single antenna												
Mod.	Data Rate	NTX	CH.	Freq. (MHz)	Average Power Density (dBm/MHz)			Average PSD Limit (dBm/MHz)		DG (dBi)		Pass /Fail
					Ant 1	Ant 2	SUM	Ant 1	Ant 2	Ant 1	Ant 2	
11a	6Mbps	1	144	5720	3.81	-		11.00	-	1.28	-	Pass
VHT20	MCS0	1	144	5720	2.22	-		11.00	-	1.28	-	Pass
VHT40	MCS0	1	142	5710	0.01	-		11.00	-	1.28	-	Pass
VHT80	MCS0	1	138	5690	-3.62	-		11.00	-	1.28	-	Pass

**TEST RESULTS DATA**  
**6dB and 26dB EBW and 99% OBW**

U-NII-3 single antenna												
Mod.	Data Rate	NTX	CH.	Freq. (MHz)	99% Bandwidth (MHz)		26dB Bandwidth (MHz)		6 dB Bandwidth (MHz)		6 dB Bandwidth Min. Limit (MHz)	Pass/Fail
					Ant 1	Ant 2	Ant 1	Ant 2	Ant 1	Ant 2		
11a	6Mbps	1	149	5745	16.73	-	22.53	-	15.50	-	0.5	Pass
11a	6Mbps	1	157	5785	16.78	-	22.03	-	15.55	-	0.5	Pass
11a	6Mbps	1	165	5825	16.73	-	22.03	-	15.50	-	0.5	Pass
VHT20	MCS0	1	149	5745	17.88	-	23.43	-	16.50	-	0.5	Pass
VHT20	MCS0	1	157	5785	17.88	-	22.78	-	15.95	-	0.5	Pass
VHT20	MCS0	1	165	5825	17.93	-	22.68	-	16.80	-	0.5	Pass
VHT40	MCS0	1	151	5755	36.46	-	41.63	-	35.28	-	0.5	Pass
VHT40	MCS0	1	159	5795	36.56	-	41.54	-	35.28	-	0.5	Pass
VHT80	MCS0	1	155	5775	75.76	-	84.08	-	75.20	-	0.5	Pass

**TEST RESULTS DATA**  
**Average Power Table**

U-NII-3 single antenna												
Mod.	Data Rate	NTX	CH.	Freq. (MHz)	Average Conducted Power with duty factor (dBm)			FCC Conducted Power Limit (dBm)		DG (dBi)		Pass/Fail
					Ant 1	Ant 2	SUM	Ant 1	Ant 2	Ant 1	Ant 2	
11a	6Mbps	1	149	5745	15.06	-		30.00	-	1.10		Pass
11a	6Mbps	1	157	5785	15.09	-		30.00	-	1.10		Pass
11a	6Mbps	1	165	5825	15.30	-		30.00	-	1.10		Pass
HT20	MCS0	1	149	5745	14.08	-		30.00	-	1.10		Pass
HT20	MCS0	1	157	5785	14.04	-		30.00	-	1.10		Pass
HT20	MCS0	1	165	5825	14.18	-		30.00	-	1.10		Pass
HT40	MCS0	1	151	5755	14.27	-		30.00	-	1.10		Pass
HT40	MCS0	1	159	5795	14.65	-		30.00	-	1.10		Pass
VHT20	MCS0	1	149	5745	14.18	-		30.00	-	1.10		Pass
VHT20	MCS0	1	157	5785	14.12	-		30.00	-	1.10		Pass
VHT20	MCS0	1	165	5825	14.24	-		30.00	-	1.10		Pass
VHT40	MCS0	1	151	5755	14.41	-		30.00	-	1.10		Pass
VHT40	MCS0	1	159	5795	14.77	-		30.00	-	1.10		Pass
VHT80	MCS0	1	155	5775	14.17	-		30.00	-	1.10		Pass



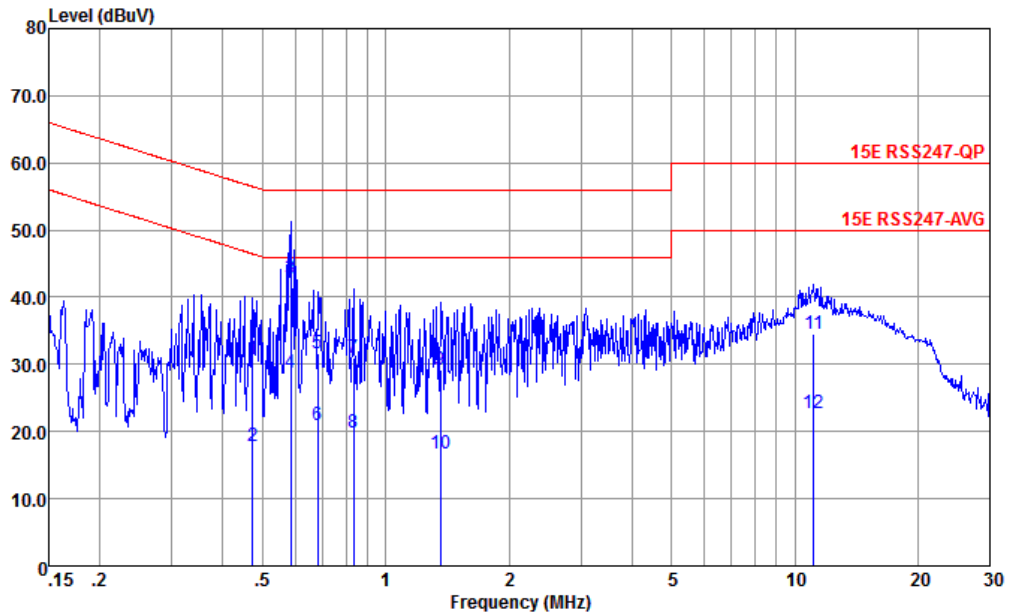
**TEST RESULTS DATA**  
**Power Spectral Density**

U-NII-3 single antenna														
Mod.	Data Rate	NTX	CH.	Freq. (MHz)	10log (500kHz /RBW) Factor (dB)		Average Power Density (dBm/500kHz)			Average PSD Limit (dBm/500kHz)		DG (dBi)		Pass /Fail
					Ant 1	Ant 2	Ant 1	Ant 2	SUM	Ant 1	Ant 2	Ant 1	Ant 2	
11a	6Mbps	1	149	5745	2.22	-	0.58	-		30.00		1.10		Pass
11a	6Mbps	1	157	5785	2.22	-	1.28	-		30.00		1.10		Pass
11a	6Mbps	1	165	5825	2.22	-	0.81	-		30.00		1.10		Pass
VHT20	MCS0	1	149	5745	2.22	-	-1.03	-		30.00		1.10		Pass
VHT20	MCS0	1	157	5785	2.22	-	-0.40	-		30.00		1.10		Pass
VHT20	MCS0	1	165	5825	2.22	-	-0.64	-		30.00		1.10		Pass
VHT40	MCS0	1	151	5755	2.22	-	-3.67	-		30.00		1.10		Pass
VHT40	MCS0	1	159	5795	2.22	-	-2.95	-		30.00		1.10		Pass
VHT80	MCS0	1	155	5775	2.22	-	-6.82	-		30.00		1.10		Pass



## Appendix B. AC Conducted Emission Test Results

Test Engineer :	Amos Zhang	Temperature :	25.3~26.2°C
		Relative Humidity :	38~40%
Test Voltage :	120Vac / 60Hz	Phase :	Line
Remark :	All emissions not reported here are more than 10 dB below the prescribed limit.		

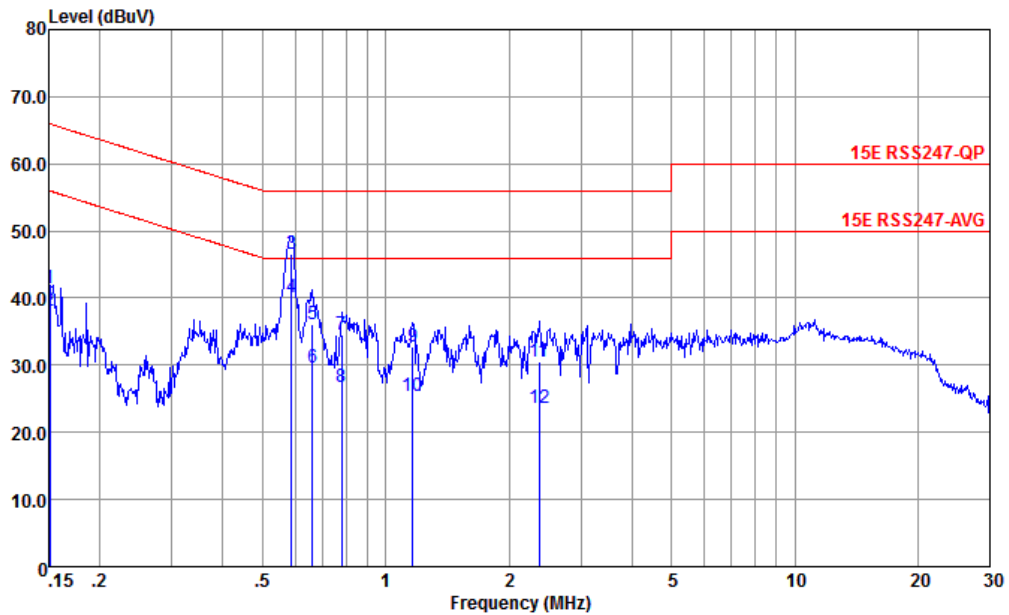


Site : CO01-KS  
 Condition : 15E RSS247-QP LISN-060103-L LINE

	Freq	Level	Over	Limit	Read	LISN	Cable	Remark
	MHz	dBuV	Limit	Line	Level	Factor	Loss	
			dB	dBuV	dBuV	dB	dB	
1	0.474	30.69	-25.76	56.45	20.20	0.26	10.23	QP
2	0.474	17.79	-28.66	46.45	7.30	0.26	10.23	Average
3 *	0.585	42.76	-13.24	56.00	32.29	0.28	10.19	QP
4	0.585	28.66	-17.34	46.00	18.19	0.28	10.19	Average
5	0.683	31.64	-24.36	56.00	21.21	0.27	10.16	QP
6	0.683	20.94	-25.06	46.00	10.51	0.27	10.16	Average
7	0.835	31.03	-24.97	56.00	20.60	0.30	10.13	QP
8	0.835	19.73	-26.27	46.00	9.30	0.30	10.13	Average
9	1.359	29.24	-26.76	56.00	18.80	0.35	10.09	QP
10	1.359	16.64	-29.36	46.00	6.20	0.35	10.09	Average
11	11.139	34.58	-25.42	60.00	23.30	0.43	10.85	QP
12	11.139	22.78	-27.22	50.00	11.50	0.43	10.85	Average



Test Engineer :	Amos Zhang	Temperature :	25.3~26.2°C
		Relative Humidity :	38~40%
Test Voltage :	120Vac / 60Hz	Phase :	Neutral
Remark :	All emissions not reported here are more than 10 dB below the prescribed limit.		



Site : CO01-KS  
 Condition : 15E RSS247-QP LISN-060103-N NEUTRAL

	Freq	Level	Over Limit	Limit Line	Read Level	LISN Factor	Cable Loss	Remark
	MHz	dBuV	dB	dBuV	dBuV	dB	dB	
1	0.151	41.35	-24.61	65.96	30.60	0.32	10.43	QP
2	0.151	38.05	-17.91	55.96	27.30	0.32	10.43	Average
3	0.589	46.66	-9.34	56.00	36.20	0.27	10.19	QP
4 *	0.589	40.06	-5.94	46.00	29.60	0.27	10.19	Average
5	0.661	36.05	-19.95	56.00	25.60	0.28	10.17	QP
6	0.661	29.65	-16.35	46.00	19.20	0.28	10.17	Average
7	0.779	34.54	-21.46	56.00	24.10	0.30	10.14	QP
8	0.779	26.64	-19.36	46.00	16.20	0.30	10.14	Average
9	1.166	32.71	-23.29	56.00	22.20	0.41	10.10	QP
10	1.166	25.41	-20.59	46.00	14.90	0.41	10.10	Average
11	2.371	30.59	-25.41	56.00	20.20	0.33	10.06	QP
12	2.371	23.69	-22.31	46.00	13.30	0.33	10.06	Average

Note:

- Level(dBμV) = Read Level(dBμV) + LISN Factor(dB) + Cable Loss(dB)
- Over Limit(dB) = Level(dBμV) – Limit Line(dBμV)



### Radiated Spurious Emission Test Data

Test Engineer :	Henry LI	Relative Humidity :	41 ~ 42 %
		Temperature :	22 ~ 23 °C

### Radiated Spurious Emission Test Modes

Mode	Band	Band (GHz)	Antenna	Modulation	Channel	Frequency	Data Rate	RU	Remark
Mode 1	U-NII-1	5.15-5.25	1	802.11a	36	5180	6Mbps	-	-
Mode 2	U-NII-1	5.15-5.25	1	802.11a	44	5220	6Mbps	-	-
Mode 3	U-NII-1	5.15-5.25	1	802.11a	48	5240	6Mbps	-	-
Mode 4	U-NII-2A	5.25-5.35	1	802.11a	52	5260	6Mbps	-	-
Mode 5	U-NII-2A	5.25-5.35	1	802.11a	60	5300	6Mbps	-	-
Mode 6	U-NII-2A	5.25-5.35	1	802.11a	64	5320	6Mbps	-	-
Mode 7	U-NII-2C	5.47-5.725	1	802.11a	100	5500	6Mbps	-	-
Mode 8	U-NII-2C	5.47-5.725	1	802.11a	116	5580	6Mbps	-	-
Mode 9	U-NII-2C	5.47-5.725	1	802.11a	140	5700	6Mbps	-	-



Mode 10	U-NII-1	5.15-5.25	1	802.11ac VHT20	36	5180	MCS0	-	-
Mode 11	U-NII-1	5.15-5.25	1	802.11ac VHT20	44	5220	MCS0	-	-
Mode 12	U-NII-1	5.15-5.25	1	802.11ac VHT20	48	5240	MCS0	-	-
Mode 13	U-NII-2A	5.25-5.35	1	802.11ac VHT20	52	5260	MCS0	-	-
Mode 14	U-NII-2A	5.25-5.35	1	802.11ac VHT20	60	5300	MCS0	-	-
Mode 15	U-NII-2A	5.25-5.35	1	802.11ac VHT20	64	5320	MCS0	-	-
Mode 16	U-NII-2C	5.47-5.725	1	802.11ac VHT20	100	5500	MCS0	-	-
Mode 17	U-NII-2C	5.47-5.725	1	802.11ac VHT20	116	5580	MCS0	-	-
Mode 18	U-NII-2C	5.47-5.725	1	802.11ac VHT20	140	5700	MCS0	-	-
Mode 19	U-NII-1	5.15-5.25	1	802.11ac VHT40	38	5190	MCS0	-	-
Mode 20	U-NII-1	5.15-5.25	1	802.11ac VHT40	46	5230	MCS0	-	-
Mode 21	U-NII-2A	5.25-5.35	1	802.11ac VHT40	54	5270	MCS0	-	-
Mode 22	U-NII-2A	5.25-5.35	1	802.11ac VHT40	62	5310	MCS0	-	-



Mode 23	U-NII-2C	5.47-5.725	1	802.11ac VHT40	102	5510	MCS0	-	-
Mode 24	U-NII-2C	5.47-5.725	1	802.11ac VHT40	110	5550	MCS0	-	-
Mode 25	U-NII-2C	5.47-5.725	1	802.11ac VHT40	134	5670	MCS0	-	-
Mode 26	U-NII-1	5.15-5.25	1	802.11ac VHT80	42	5210	MCS0	-	-
Mode 27	U-NII-2A	5.25-5.35	1	802.11ac VHT80	58	5290	MCS0	-	-
Mode 28	U-NII-2C	5.47-5.725	1	802.11ac VHT80	106	5530	MCS0	-	-
Mode 29	U-NII-2C	5.47-5.725	1	802.11ac VHT80	122	5610	MCS0	-	-
Mode 39	U-NII-2C	5.47-5.85	1	802.11a	144	5720	6Mbps	-	-
Mode 40	U-NII-2C	5.47-5.85	1	802.11ac VHT20	144	5720	MCS0	-	-
Mode 41	U-NII-2C	5.47-5.85	1	802.11ac VHT40	142	5710	MCS0	-	-
Mode 42	U-NII-2C	5.47-5.85	1	802.11ac VHT80	138	5690	MCS0	-	-
Mode 43	U-NII-2A	5.25-5.35	1	802.11ac VHT80	58	5290	MCS0	-	LF-



### Summary of each worse mode

Mode	Modulation	Ch.	Freq. (MHz)	Level (dBuV/m)	Limit (dBuV/m)	Margin (dB)	Pol.	Peak Avg.	Result	Remark
1	802.11a	36	5141.70	40.89	54.00	-13.11	V	AVERAGE	Pass	Band Edge
	802.11a	36	10360.00	45.49	68.30	-22.81	V	PEAK	Pass	Harmonic
2	802.11a	44	-	-	-	-	-	-	-	Band Edge
	802.11a	44	10440.00	45.27	68.30	-23.03	H	PEAK	Pass	Harmonic
3	802.11a	48	-	-	-	-	-	-	-	Band Edge
	802.11a	48	10480.00	45.63	68.30	-22.67	V	PEAK	Pass	Harmonic
4	802.11a	52	-	-	-	-	-	-	-	Band Edge
	802.11a	52	10520.00	45.15	68.30	-23.15	V	PEAK	Pass	Harmonic
5	802.11a	60	-	-	-	-	-	-	-	Band Edge
	802.11a	60	10600.00	44.75	74.00	-29.25	V	PEAK	Pass	Harmonic
6	802.11a	64	5358.30	41.71	54.00	-12.29	V	AVERAGE	Pass	Band Edge



### Summary of each worse mode

Mode	Modulation	Ch.	Freq. (MHz)	Level (dBuV/m)	Limit (dBuV/m)	Margin (dB)	Pol.	Peak Avg.	Result	Remark
6	802.11a	64	7093.50	47.65	68.30	-20.65	V	Peak	Pass	Harmonic
7	802.11a	100	5452.72	39.25	54.00	-14.75	V	AVERAGE	Pass	Band Edge
	802.11a	100	11000.00	45.72	74.00	-28.28	H	PEAK	Pass	Harmonic
8	802.11a	116	-	-	-	-	-	-	-	Band Edge
	802.11a	116	11160.00	45.46	74.00	-28.54	V	PEAK	Pass	Harmonic
9	802.11a	140	5733.16	55.75	68.30	-12.55	V	PEAK	Pass	Band Edge
	802.11a	140	11400.00	44.86	74.00	-29.14	H	PEAK	Pass	Harmonic
10	802.11ac VHT20	36	5149.50	40.35	54.00	-13.65	V	AVERAGE	Pass	Band Edge
	802.11ac VHT20	36	10360.00	45.50	68.30	-22.80	V	PEAK	Pass	Harmonic
11	802.11ac VHT20	44	-	-	-	-	-	-	-	Band Edge
	802.11ac VHT20	44	10440.00	45.19	68.30	-23.11	H	PEAK	Pass	Harmonic





### Summary of each worse mode

Mode	Modulation	Ch.	Freq. (MHz)	Level (dBuV/m)	Limit (dBuV/m)	Margin (dB)	Pol.	Peak Avg.	Result	Remark
12	802.11ac VHT20	48	-	-	-	-	-	-	-	Band Edge
	802.11ac VHT20	48	10480.00	44.60	68.30	-23.70	V	PEAK	Pass	Harmonic
13	802.11ac VHT20	52	-	-	-	-	-	-	-	Band Edge
	802.11ac VHT20	52	10520.00	45.63	68.30	-22.67	H	PEAK	Pass	Harmonic
14	802.11ac VHT20	60	-	-	-	-	-	-	-	Band Edge
	802.11ac VHT20	60	10600.00	44.35	74.00	-29.65	H	PEAK	Pass	Harmonic
15	802.11ac VHT20	64	5351.80	41.52	54.00	-12.48	V	AVERAGE	Pass	Band Edge
	802.11ac VHT20	64	7093.50	48.10	68.30	-20.20	V	Peak	Pass	Harmonic
16	802.11ac VHT20	100	5459.44	40.13	54.00	-13.87	V	AVERAGE	Pass	Band Edge
	802.11ac VHT20	100	11000.00	45.06	74.00	-28.94	H	PEAK	Pass	Harmonic
17	802.11ac VHT20	116	-	-	-	-	-	-	-	Band Edge



### Summary of each worse mode

Mode	Modulation	Ch.	Freq. (MHz)	Level (dBuV/m)	Limit (dBuV/m)	Margin (dB)	Pol.	Peak Avg.	Result	Remark
17	802.11ac VHT20	116	11160.00	45.89	74.00	-28.11	H	PEAK	Pass	Harmonic
18	802.11ac VHT20	140	5734.12	57.14	68.30	-11.16	V	PEAK	Pass	Band Edge
	802.11ac VHT20	140	11400.00	44.97	74.00	-29.03	V	PEAK	Pass	Harmonic
19	802.11ac VHT40	38	5149.92	41.43	54.00	-12.57	V	AVERAGE	Pass	Band Edge
	802.11ac VHT40	38	10380.00	45.83	68.30	-22.47	V	PEAK	Pass	Harmonic
20	802.11ac VHT40	46	5149.76	40.72	54.00	-13.28	V	AVERAGE	Pass	Band Edge
	802.11ac VHT40	46	10460.00	45.75	68.30	-22.55	V	PEAK	Pass	Harmonic
21	802.11ac VHT40	54	5350.60	40.62	54.00	-13.38	V	AVERAGE	Pass	Band Edge
	802.11ac VHT40	54	10540.00	45.18	68.30	-23.12	H	PEAK	Pass	Harmonic
22	802.11ac VHT40	62	5350.65	42.59	54.00	-11.41	V	AVERAGE	Pass	Band Edge
	802.11ac VHT40	62	10620.00	43.93	74.00	-30.07	H	PEAK	Pass	Harmonic



### Summary of each worse mode

Mode	Modulation	Ch.	Freq. (MHz)	Level (dBuV/m)	Limit (dBuV/m)	Margin (dB)	Pol.	Peak Avg.	Result	Remark
23	802.11ac VHT40	102	5459.60	42.06	54.00	-11.94	V	AVERAGE	Pass	Band Edge
	802.11ac VHT40	102	11020.00	44.50	74.00	-29.50	H	PEAK	Pass	Harmonic
24	802.11ac VHT40	110	5458.00	38.88	54.00	-15.12	V	AVERAGE	Pass	Band Edge
	802.11ac VHT40	110	11100.00	46.24	74.00	-27.76	V	PEAK	Pass	Harmonic
25	802.11ac VHT40	134	5745.81	56.68	68.30	-11.62	V	PEAK	Pass	Band Edge
	802.11ac VHT40	134	11340.00	44.08	74.00	-29.92	H	PEAK	Pass	Harmonic
26	802.11ac VHT80	42	5149.92	42.75	54.00	-11.25	V	AVERAGE	Pass	Band Edge
	802.11ac VHT80	42	10420.00	44.21	68.30	-24.09	V	PEAK	Pass	Harmonic
27	802.11ac VHT80	58	5350.30	44.37	54.00	-9.63	V	AVERAGE	Pass	Band Edge
	802.11ac VHT80	58	10580.00	43.56	68.30	-24.74	V	PEAK	Pass	Harmonic
28	802.11ac VHT80	106	5458.48	40.50	54.00	-13.50	V	AVERAGE	Pass	Band Edge



### Summary of each worse mode

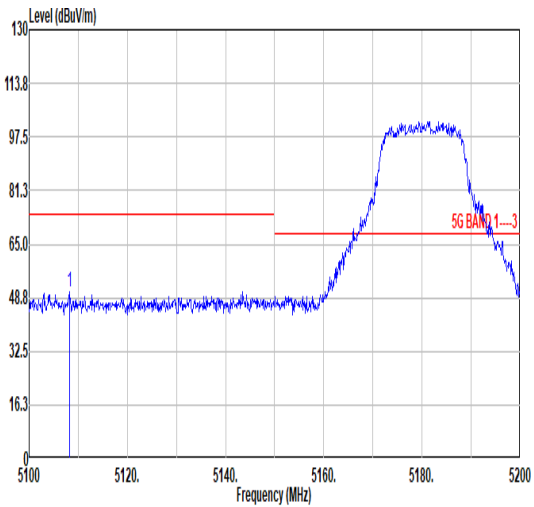
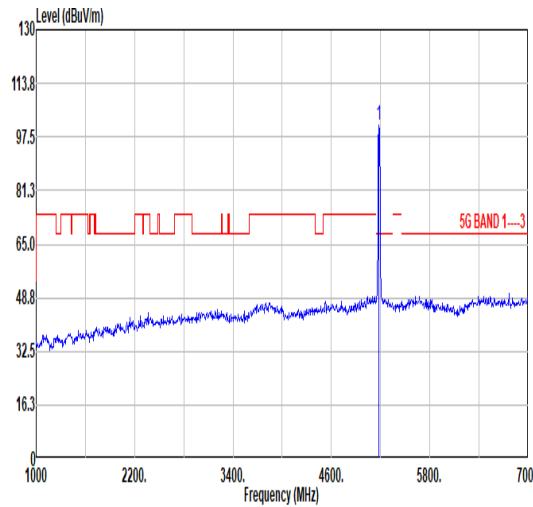
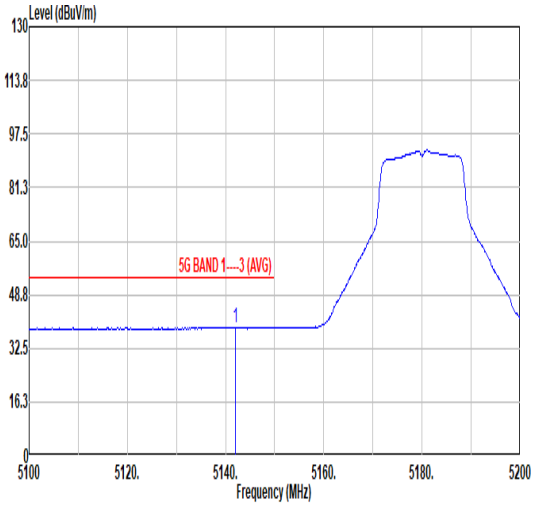
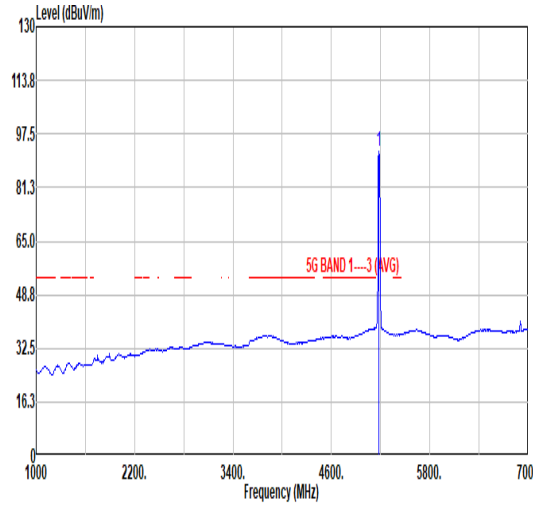
Mode	Modulation	Ch.	Freq. (MHz)	Level (dBuV/m)	Limit (dBuV/m)	Margin (dB)	Pol.	Peak Avg.	Result	Remark
28	802.11ac VHT80	106	11060.00	44.31	74.00	-29.69	H	PEAK	Pass	Harmonic
29	802.11ac VHT80	122	5452.72	38.44	54.00	-15.56	V	AVERAGE	Pass	Band Edge
	802.11ac VHT80	122	11220.00	45.56	74.00	-28.44	H	PEAK	Pass	Harmonic
39	802.11a	144	-	-	-	-	-	-	-	Band Edge
	802.11a	144	11440.00	44.89	74.00	-29.11	V	PEAK	Pass	Harmonic
40	802.11ac VHT20	144	-	-	-	-	-	-	-	Band Edge
	802.11ac VHT20	144	11440.00	44.79	74.00	-29.21	H	PEAK	Pass	Harmonic
41	802.11ac VHT40	142	-	-	-	-	-	-	-	Band Edge
	802.11ac VHT40	142	11420.00	43.88	74.00	-30.12	H	PEAK	Pass	Harmonic
42	802.11ac VHT80	138	-	-	-	-	-	-	-	Band Edge
	802.11ac VHT80	138	11380.00	43.87	74.00	-30.13	V	PEAK	Pass	Harmonic



### Summary of each worse mode

Mode	Modulation	Ch.	Freq. (MHz)	Level (dBuV/m)	Limit (dBuV/m)	Margin (dB)	Pol.	Peak Avg.	Result	Remark
43	802.11ac VHT80	58	48.43	30.2	40	-9.8	V	PEAK	Pass	LF



Mode	1																																																																																	
	Band Edge																																																																																	
	U-NII-1_5.15-5.25_802.11a_CH36_5180MHZ																																																																																	
ANT	1																																																																																	
Pol.	Horizontal	Fundamental																																																																																
Peak	 <table border="1" data-bbox="263 1164 798 1299"> <thead> <tr> <th>Limit</th> <th>Read</th> <th>Ant</th> <th>Cable</th> <th>Preamp</th> <th>Aux</th> <th>APos</th> <th>TPos</th> <th>Remark</th> </tr> <tr> <th>Freq</th> <th>Level</th> <th>Line</th> <th>Margin</th> <th>Level</th> <th>Factor</th> <th>Loss</th> <th>Factor</th> <th>Factor</th> </tr> <tr> <th>MHz</th> <th>dBuV/m</th> <th>dBuV/m</th> <th>dB</th> <th>dBuV</th> <th>dB/m</th> <th>dB</th> <th>dB</th> <th>dB</th> </tr> </thead> <tbody> <tr> <td>1</td> <td>5108.30</td> <td>50.64</td> <td>74.00</td> <td>-23.36</td> <td>43.04</td> <td>34.17</td> <td>10.56</td> <td>37.13</td> <td>0.00</td> <td>326</td> <td>321</td> <td>PEAK</td> </tr> </tbody> </table>	Limit	Read	Ant	Cable	Preamp	Aux	APos	TPos	Remark	Freq	Level	Line	Margin	Level	Factor	Loss	Factor	Factor	MHz	dBuV/m	dBuV/m	dB	dBuV	dB/m	dB	dB	dB	1	5108.30	50.64	74.00	-23.36	43.04	34.17	10.56	37.13	0.00	326	321	PEAK	 <table border="1" data-bbox="901 1164 1436 1299"> <thead> <tr> <th>Limit</th> <th>Read</th> <th>Ant</th> <th>Cable</th> <th>Preamp</th> <th>Aux</th> <th>APos</th> <th>TPos</th> <th>Remark</th> </tr> <tr> <th>Freq</th> <th>Level</th> <th>Line</th> <th>Margin</th> <th>Level</th> <th>Factor</th> <th>Loss</th> <th>Factor</th> <th>Factor</th> </tr> <tr> <th>MHz</th> <th>dBuV/m</th> <th>dBuV/m</th> <th>dB</th> <th>dBuV</th> <th>dB/m</th> <th>dB</th> <th>dB</th> <th>dB</th> </tr> </thead> <tbody> <tr> <td>1</td> <td>5180.00</td> <td>101.20</td> <td>68.30</td> <td>32.90</td> <td>93.27</td> <td>34.28</td> <td>10.64</td> <td>36.99</td> <td>0.00</td> <td>326</td> <td>321</td> <td>PEAK</td> </tr> </tbody> </table>	Limit	Read	Ant	Cable	Preamp	Aux	APos	TPos	Remark	Freq	Level	Line	Margin	Level	Factor	Loss	Factor	Factor	MHz	dBuV/m	dBuV/m	dB	dBuV	dB/m	dB	dB	dB	1	5180.00	101.20	68.30	32.90	93.27	34.28	10.64	36.99	0.00	326	321	PEAK
Limit	Read	Ant	Cable	Preamp	Aux	APos	TPos	Remark																																																																										
Freq	Level	Line	Margin	Level	Factor	Loss	Factor	Factor																																																																										
MHz	dBuV/m	dBuV/m	dB	dBuV	dB/m	dB	dB	dB																																																																										
1	5108.30	50.64	74.00	-23.36	43.04	34.17	10.56	37.13	0.00	326	321	PEAK																																																																						
Limit	Read	Ant	Cable	Preamp	Aux	APos	TPos	Remark																																																																										
Freq	Level	Line	Margin	Level	Factor	Loss	Factor	Factor																																																																										
MHz	dBuV/m	dBuV/m	dB	dBuV	dB/m	dB	dB	dB																																																																										
1	5180.00	101.20	68.30	32.90	93.27	34.28	10.64	36.99	0.00	326	321	PEAK																																																																						
Avg	 <table border="1" data-bbox="263 1848 798 1982"> <thead> <tr> <th>Limit</th> <th>Read</th> <th>Ant</th> <th>Cable</th> <th>Preamp</th> <th>Aux</th> <th>APos</th> <th>TPos</th> <th>Remark</th> </tr> <tr> <th>Freq</th> <th>Level</th> <th>Line</th> <th>Margin</th> <th>Level</th> <th>Factor</th> <th>Loss</th> <th>Factor</th> <th>Factor</th> </tr> <tr> <th>MHz</th> <th>dBuV/m</th> <th>dBuV/m</th> <th>dB</th> <th>dBuV</th> <th>dB/m</th> <th>dB</th> <th>dB</th> <th>dB</th> </tr> </thead> <tbody> <tr> <td>1</td> <td>5142.00</td> <td>38.82</td> <td>54.00</td> <td>-15.18</td> <td>31.06</td> <td>34.22</td> <td>10.60</td> <td>37.06</td> <td>0.00</td> <td>326</td> <td>321</td> <td>AVERAGE</td> </tr> </tbody> </table>	Limit	Read	Ant	Cable	Preamp	Aux	APos	TPos	Remark	Freq	Level	Line	Margin	Level	Factor	Loss	Factor	Factor	MHz	dBuV/m	dBuV/m	dB	dBuV	dB/m	dB	dB	dB	1	5142.00	38.82	54.00	-15.18	31.06	34.22	10.60	37.06	0.00	326	321	AVERAGE	 <table border="1" data-bbox="901 1848 1436 1982"> <thead> <tr> <th>Limit</th> <th>Read</th> <th>Ant</th> <th>Cable</th> <th>Preamp</th> <th>Aux</th> <th>APos</th> <th>TPos</th> <th>Remark</th> </tr> <tr> <th>Freq</th> <th>Level</th> <th>Line</th> <th>Margin</th> <th>Level</th> <th>Factor</th> <th>Loss</th> <th>Factor</th> <th>Factor</th> </tr> <tr> <th>MHz</th> <th>dBuV/m</th> <th>dBuV/m</th> <th>dB</th> <th>dBuV</th> <th>dB/m</th> <th>dB</th> <th>dB</th> <th>dB</th> </tr> </thead> <tbody> <tr> <td>1</td> <td>5180.00</td> <td>92.00</td> <td>68.30</td> <td>23.70</td> <td>84.09</td> <td>34.27</td> <td>10.64</td> <td>37.00</td> <td>0.00</td> <td>326</td> <td>321</td> <td>AVERAGE</td> </tr> </tbody> </table>	Limit	Read	Ant	Cable	Preamp	Aux	APos	TPos	Remark	Freq	Level	Line	Margin	Level	Factor	Loss	Factor	Factor	MHz	dBuV/m	dBuV/m	dB	dBuV	dB/m	dB	dB	dB	1	5180.00	92.00	68.30	23.70	84.09	34.27	10.64	37.00	0.00	326	321	AVERAGE
Limit	Read	Ant	Cable	Preamp	Aux	APos	TPos	Remark																																																																										
Freq	Level	Line	Margin	Level	Factor	Loss	Factor	Factor																																																																										
MHz	dBuV/m	dBuV/m	dB	dBuV	dB/m	dB	dB	dB																																																																										
1	5142.00	38.82	54.00	-15.18	31.06	34.22	10.60	37.06	0.00	326	321	AVERAGE																																																																						
Limit	Read	Ant	Cable	Preamp	Aux	APos	TPos	Remark																																																																										
Freq	Level	Line	Margin	Level	Factor	Loss	Factor	Factor																																																																										
MHz	dBuV/m	dBuV/m	dB	dBuV	dB/m	dB	dB	dB																																																																										
1	5180.00	92.00	68.30	23.70	84.09	34.27	10.64	37.00	0.00	326	321	AVERAGE																																																																						



Mode	1																																																																											
	Band Edge																																																																											
	U-NII-1_5.15-5.25_802.11a_CH36_5180MHZ																																																																											
ANT	1																																																																											
Pol.	Vertical	Fundamental																																																																										
Peak	<table border="1"> <thead> <tr> <th>Limit</th> <th>Read</th> <th>Ant</th> <th>Cable</th> <th>Preamp</th> <th>Aux</th> <th>APos</th> <th>TPos</th> </tr> <tr> <th>Freq</th> <th>Level</th> <th>Line</th> <th>Margin</th> <th>Level</th> <th>Factor</th> <th>Loss</th> <th>Factor</th> </tr> <tr> <th>MHz</th> <th>dBuV/m</th> <th>dBuV/m</th> <th>dB</th> <th>dBuV</th> <th>dB/m</th> <th>dB</th> <th>dB</th> </tr> </thead> <tbody> <tr> <td>1</td> <td>5144.40</td> <td>52.58</td> <td>74.00</td> <td>-21.42</td> <td>44.82</td> <td>34.22</td> <td>10.60</td> <td>37.06</td> <td>0.00</td> <td>100</td> <td>154</td> <td>PEAK</td> </tr> </tbody> </table>	Limit	Read	Ant	Cable	Preamp	Aux	APos	TPos	Freq	Level	Line	Margin	Level	Factor	Loss	Factor	MHz	dBuV/m	dBuV/m	dB	dBuV	dB/m	dB	dB	1	5144.40	52.58	74.00	-21.42	44.82	34.22	10.60	37.06	0.00	100	154	PEAK	<table border="1"> <thead> <tr> <th>Limit</th> <th>Read</th> <th>Ant</th> <th>Cable</th> <th>Preamp</th> <th>Aux</th> <th>APos</th> <th>TPos</th> </tr> <tr> <th>Freq</th> <th>Level</th> <th>Line</th> <th>Margin</th> <th>Level</th> <th>Factor</th> <th>Loss</th> <th>Factor</th> </tr> <tr> <th>MHz</th> <th>dBuV/m</th> <th>dBuV/m</th> <th>dB</th> <th>dBuV</th> <th>dB/m</th> <th>dB</th> <th>dB</th> </tr> </thead> <tbody> <tr> <td>1</td> <td>5180.00</td> <td>107.52</td> <td>68.30</td> <td>39.22</td> <td>99.61</td> <td>34.27</td> <td>10.64</td> <td>37.00</td> <td>0.00</td> <td>100</td> <td>154</td> <td>PEAK</td> </tr> </tbody> </table>	Limit	Read	Ant	Cable	Preamp	Aux	APos	TPos	Freq	Level	Line	Margin	Level	Factor	Loss	Factor	MHz	dBuV/m	dBuV/m	dB	dBuV	dB/m	dB	dB	1	5180.00	107.52	68.30	39.22	99.61	34.27	10.64	37.00	0.00	100	154	PEAK
	Limit	Read	Ant	Cable	Preamp	Aux	APos	TPos																																																																				
Freq	Level	Line	Margin	Level	Factor	Loss	Factor																																																																					
MHz	dBuV/m	dBuV/m	dB	dBuV	dB/m	dB	dB																																																																					
1	5144.40	52.58	74.00	-21.42	44.82	34.22	10.60	37.06	0.00	100	154	PEAK																																																																
Limit	Read	Ant	Cable	Preamp	Aux	APos	TPos																																																																					
Freq	Level	Line	Margin	Level	Factor	Loss	Factor																																																																					
MHz	dBuV/m	dBuV/m	dB	dBuV	dB/m	dB	dB																																																																					
1	5180.00	107.52	68.30	39.22	99.61	34.27	10.64	37.00	0.00	100	154	PEAK																																																																
Avg	<table border="1"> <thead> <tr> <th>Limit</th> <th>Read</th> <th>Ant</th> <th>Cable</th> <th>Preamp</th> <th>Aux</th> <th>APos</th> <th>TPos</th> </tr> <tr> <th>Freq</th> <th>Level</th> <th>Line</th> <th>Margin</th> <th>Level</th> <th>Factor</th> <th>Loss</th> <th>Factor</th> </tr> <tr> <th>MHz</th> <th>dBuV/m</th> <th>dBuV/m</th> <th>dB</th> <th>dBuV</th> <th>dB/m</th> <th>dB</th> <th>dB</th> </tr> </thead> <tbody> <tr> <td>1</td> <td>5141.70</td> <td>40.89</td> <td>54.00</td> <td>-13.11</td> <td>33.13</td> <td>34.22</td> <td>10.60</td> <td>37.06</td> <td>0.00</td> <td>100</td> <td>154</td> <td>AVERAGE</td> </tr> </tbody> </table>	Limit	Read	Ant	Cable	Preamp	Aux	APos	TPos	Freq	Level	Line	Margin	Level	Factor	Loss	Factor	MHz	dBuV/m	dBuV/m	dB	dBuV	dB/m	dB	dB	1	5141.70	40.89	54.00	-13.11	33.13	34.22	10.60	37.06	0.00	100	154	AVERAGE	<table border="1"> <thead> <tr> <th>Limit</th> <th>Read</th> <th>Ant</th> <th>Cable</th> <th>Preamp</th> <th>Aux</th> <th>APos</th> <th>TPos</th> </tr> <tr> <th>Freq</th> <th>Level</th> <th>Line</th> <th>Margin</th> <th>Level</th> <th>Factor</th> <th>Loss</th> <th>Factor</th> </tr> <tr> <th>MHz</th> <th>dBuV/m</th> <th>dBuV/m</th> <th>dB</th> <th>dBuV</th> <th>dB/m</th> <th>dB</th> <th>dB</th> </tr> </thead> <tbody> <tr> <td>1</td> <td>5180.00</td> <td>99.26</td> <td>68.30</td> <td>30.96</td> <td>91.33</td> <td>34.28</td> <td>10.64</td> <td>36.99</td> <td>0.00</td> <td>100</td> <td>154</td> <td>AVERAGE</td> </tr> </tbody> </table>	Limit	Read	Ant	Cable	Preamp	Aux	APos	TPos	Freq	Level	Line	Margin	Level	Factor	Loss	Factor	MHz	dBuV/m	dBuV/m	dB	dBuV	dB/m	dB	dB	1	5180.00	99.26	68.30	30.96	91.33	34.28	10.64	36.99	0.00	100	154	AVERAGE
	Limit	Read	Ant	Cable	Preamp	Aux	APos	TPos																																																																				
Freq	Level	Line	Margin	Level	Factor	Loss	Factor																																																																					
MHz	dBuV/m	dBuV/m	dB	dBuV	dB/m	dB	dB																																																																					
1	5141.70	40.89	54.00	-13.11	33.13	34.22	10.60	37.06	0.00	100	154	AVERAGE																																																																
Limit	Read	Ant	Cable	Preamp	Aux	APos	TPos																																																																					
Freq	Level	Line	Margin	Level	Factor	Loss	Factor																																																																					
MHz	dBuV/m	dBuV/m	dB	dBuV	dB/m	dB	dB																																																																					
1	5180.00	99.26	68.30	30.96	91.33	34.28	10.64	36.99	0.00	100	154	AVERAGE																																																																



Mode	1																																																																															
	Harmonic																																																																															
	U-NII-1_5.15-5.25_802.11a_CH36_5180MHz																																																																															
ANT	1																																																																															
Pol.	Horizontal	Vertical																																																																														
Peak Avg	<table border="1"> <thead> <tr> <th>Limit</th> <th>Read</th> <th>Ant</th> <th>Cable</th> <th>Preamp</th> <th>Aux</th> <th>APos</th> <th>TPos</th> <th>Remark</th> </tr> <tr> <th>Freq</th> <th>Level</th> <th>Line</th> <th>Margin</th> <th>Level</th> <th>Factor</th> <th>Loss</th> <th>Factor</th> <th>Factor</th> </tr> <tr> <th>MHz</th> <th>dBuV/m</th> <th>dBuV/m</th> <th>dB</th> <th>dBuV</th> <th>dB/m</th> <th>dB</th> <th>dB</th> <th>dB</th> </tr> </thead> <tbody> <tr> <td>1 10360.00</td> <td>45.49</td> <td>68.30</td> <td>-22.81</td> <td>59.72</td> <td>37.46</td> <td>15.45</td> <td>67.14</td> <td>0.00</td> <td>---</td> <td>---</td> <td>PEAK</td> </tr> </tbody> </table>	Limit	Read	Ant	Cable	Preamp	Aux	APos	TPos	Remark	Freq	Level	Line	Margin	Level	Factor	Loss	Factor	Factor	MHz	dBuV/m	dBuV/m	dB	dBuV	dB/m	dB	dB	dB	1 10360.00	45.49	68.30	-22.81	59.72	37.46	15.45	67.14	0.00	---	---	PEAK	<table border="1"> <thead> <tr> <th>Limit</th> <th>Read</th> <th>Ant</th> <th>Cable</th> <th>Preamp</th> <th>Aux</th> <th>APos</th> <th>TPos</th> <th>Remark</th> </tr> <tr> <th>Freq</th> <th>Level</th> <th>Line</th> <th>Margin</th> <th>Level</th> <th>Factor</th> <th>Loss</th> <th>Factor</th> <th>Factor</th> </tr> <tr> <th>MHz</th> <th>dBuV/m</th> <th>dBuV/m</th> <th>dB</th> <th>dBuV</th> <th>dB/m</th> <th>dB</th> <th>dB</th> <th>dB</th> </tr> </thead> <tbody> <tr> <td>1 10360.00</td> <td>45.49</td> <td>68.30</td> <td>-22.81</td> <td>59.72</td> <td>37.46</td> <td>15.45</td> <td>67.14</td> <td>0.00</td> <td>---</td> <td>---</td> <td>PEAK</td> </tr> </tbody> </table>	Limit	Read	Ant	Cable	Preamp	Aux	APos	TPos	Remark	Freq	Level	Line	Margin	Level	Factor	Loss	Factor	Factor	MHz	dBuV/m	dBuV/m	dB	dBuV	dB/m	dB	dB	dB	1 10360.00	45.49	68.30	-22.81	59.72	37.46	15.45	67.14	0.00	---	---	PEAK
Limit	Read	Ant	Cable	Preamp	Aux	APos	TPos	Remark																																																																								
Freq	Level	Line	Margin	Level	Factor	Loss	Factor	Factor																																																																								
MHz	dBuV/m	dBuV/m	dB	dBuV	dB/m	dB	dB	dB																																																																								
1 10360.00	45.49	68.30	-22.81	59.72	37.46	15.45	67.14	0.00	---	---	PEAK																																																																					
Limit	Read	Ant	Cable	Preamp	Aux	APos	TPos	Remark																																																																								
Freq	Level	Line	Margin	Level	Factor	Loss	Factor	Factor																																																																								
MHz	dBuV/m	dBuV/m	dB	dBuV	dB/m	dB	dB	dB																																																																								
1 10360.00	45.49	68.30	-22.81	59.72	37.46	15.45	67.14	0.00	---	---	PEAK																																																																					





Mode	2																																																																											
	Harmonic																																																																											
	U-NII-1_5.15-5.25_802.11a_CH44_5220MHz																																																																											
ANT	1																																																																											
Pol.	Horizontal	Vertical																																																																										
Peak Avg	<table border="1"> <thead> <tr> <th>Limit</th> <th>Read</th> <th>Ant</th> <th>Cable</th> <th>Preamp</th> <th>Aux</th> <th>APos</th> <th>TPos</th> <th>Remark</th> </tr> <tr> <th>Freq</th> <th>Level</th> <th>Line</th> <th>Margin</th> <th>Level</th> <th>Factor</th> <th>Loss</th> <th>Factor</th> <th>Factor</th> </tr> <tr> <th>MHz</th> <th>dBuV/m</th> <th>dBuV/m</th> <th>dB</th> <th>dBuV</th> <th>dB/m</th> <th>dB</th> <th>dB</th> <th>dB</th> </tr> </thead> <tbody> <tr> <td>1 10440.00</td> <td>45.27</td> <td>68.30</td> <td>-23.03</td> <td>59.35</td> <td>37.51</td> <td>15.52</td> <td>67.11</td> <td>0.00</td> <td>--- PEAK</td> </tr> </tbody> </table>	Limit	Read	Ant	Cable	Preamp	Aux	APos	TPos	Remark	Freq	Level	Line	Margin	Level	Factor	Loss	Factor	Factor	MHz	dBuV/m	dBuV/m	dB	dBuV	dB/m	dB	dB	dB	1 10440.00	45.27	68.30	-23.03	59.35	37.51	15.52	67.11	0.00	--- PEAK	<table border="1"> <thead> <tr> <th>Limit</th> <th>Read</th> <th>Ant</th> <th>Cable</th> <th>Preamp</th> <th>Aux</th> <th>APos</th> <th>TPos</th> <th>Remark</th> </tr> <tr> <th>Freq</th> <th>Level</th> <th>Line</th> <th>Margin</th> <th>Level</th> <th>Factor</th> <th>Loss</th> <th>Factor</th> <th>Factor</th> </tr> <tr> <th>MHz</th> <th>dBuV/m</th> <th>dBuV/m</th> <th>dB</th> <th>dBuV</th> <th>dB/m</th> <th>dB</th> <th>dB</th> <th>dB</th> </tr> </thead> <tbody> <tr> <td>1 10440.00</td> <td>44.62</td> <td>68.30</td> <td>-23.68</td> <td>58.70</td> <td>37.51</td> <td>15.52</td> <td>67.11</td> <td>0.00</td> <td>--- PEAK</td> </tr> </tbody> </table>	Limit	Read	Ant	Cable	Preamp	Aux	APos	TPos	Remark	Freq	Level	Line	Margin	Level	Factor	Loss	Factor	Factor	MHz	dBuV/m	dBuV/m	dB	dBuV	dB/m	dB	dB	dB	1 10440.00	44.62	68.30	-23.68	58.70	37.51	15.52	67.11	0.00	--- PEAK
Limit	Read	Ant	Cable	Preamp	Aux	APos	TPos	Remark																																																																				
Freq	Level	Line	Margin	Level	Factor	Loss	Factor	Factor																																																																				
MHz	dBuV/m	dBuV/m	dB	dBuV	dB/m	dB	dB	dB																																																																				
1 10440.00	45.27	68.30	-23.03	59.35	37.51	15.52	67.11	0.00	--- PEAK																																																																			
Limit	Read	Ant	Cable	Preamp	Aux	APos	TPos	Remark																																																																				
Freq	Level	Line	Margin	Level	Factor	Loss	Factor	Factor																																																																				
MHz	dBuV/m	dBuV/m	dB	dBuV	dB/m	dB	dB	dB																																																																				
1 10440.00	44.62	68.30	-23.68	58.70	37.51	15.52	67.11	0.00	--- PEAK																																																																			



Mode	3																																																																																	
	Harmonic																																																																																	
	U-NII-1_5.15-5.25_802.11a_CH48_5240MHz																																																																																	
ANT	1																																																																																	
Pol.	Horizontal	Vertical																																																																																
Peak Avg	<table border="1"> <thead> <tr> <th>Limit</th> <th>Read</th> <th>Ant</th> <th>Cable</th> <th>Preamp</th> <th>Aux</th> <th>APos</th> <th>TPos</th> <th>Remark</th> </tr> <tr> <th>Freq</th> <th>Level</th> <th>Line</th> <th>Margin</th> <th>Level</th> <th>Factor</th> <th>Loss</th> <th>Factor</th> <th>Factor</th> </tr> <tr> <th>MHz</th> <th>dBuV/m</th> <th>dBuV/m</th> <th>dB</th> <th>dBuV</th> <th>dB/m</th> <th>dB</th> <th>dB</th> <th>cm</th> <th>deg</th> </tr> </thead> <tbody> <tr> <td>1 10400.00</td> <td>45.27</td> <td>68.30</td> <td>-23.03</td> <td>59.27</td> <td>37.54</td> <td>15.56</td> <td>67.10</td> <td>0.00</td> <td>---</td> <td>---</td> <td>PEAK</td> </tr> </tbody> </table>	Limit	Read	Ant	Cable	Preamp	Aux	APos	TPos	Remark	Freq	Level	Line	Margin	Level	Factor	Loss	Factor	Factor	MHz	dBuV/m	dBuV/m	dB	dBuV	dB/m	dB	dB	cm	deg	1 10400.00	45.27	68.30	-23.03	59.27	37.54	15.56	67.10	0.00	---	---	PEAK	<table border="1"> <thead> <tr> <th>Limit</th> <th>Read</th> <th>Ant</th> <th>Cable</th> <th>Preamp</th> <th>Aux</th> <th>APos</th> <th>TPos</th> <th>Remark</th> </tr> <tr> <th>Freq</th> <th>Level</th> <th>Line</th> <th>Margin</th> <th>Level</th> <th>Factor</th> <th>Loss</th> <th>Factor</th> <th>Factor</th> </tr> <tr> <th>MHz</th> <th>dBuV/m</th> <th>dBuV/m</th> <th>dB</th> <th>dBuV</th> <th>dB/m</th> <th>dB</th> <th>dB</th> <th>cm</th> <th>deg</th> </tr> </thead> <tbody> <tr> <td>1 10400.00</td> <td>45.63</td> <td>68.30</td> <td>-22.67</td> <td>59.63</td> <td>37.54</td> <td>15.56</td> <td>67.10</td> <td>0.00</td> <td>---</td> <td>---</td> <td>PEAK</td> </tr> </tbody> </table>	Limit	Read	Ant	Cable	Preamp	Aux	APos	TPos	Remark	Freq	Level	Line	Margin	Level	Factor	Loss	Factor	Factor	MHz	dBuV/m	dBuV/m	dB	dBuV	dB/m	dB	dB	cm	deg	1 10400.00	45.63	68.30	-22.67	59.63	37.54	15.56	67.10	0.00	---	---	PEAK
Limit	Read	Ant	Cable	Preamp	Aux	APos	TPos	Remark																																																																										
Freq	Level	Line	Margin	Level	Factor	Loss	Factor	Factor																																																																										
MHz	dBuV/m	dBuV/m	dB	dBuV	dB/m	dB	dB	cm	deg																																																																									
1 10400.00	45.27	68.30	-23.03	59.27	37.54	15.56	67.10	0.00	---	---	PEAK																																																																							
Limit	Read	Ant	Cable	Preamp	Aux	APos	TPos	Remark																																																																										
Freq	Level	Line	Margin	Level	Factor	Loss	Factor	Factor																																																																										
MHz	dBuV/m	dBuV/m	dB	dBuV	dB/m	dB	dB	cm	deg																																																																									
1 10400.00	45.63	68.30	-22.67	59.63	37.54	15.56	67.10	0.00	---	---	PEAK																																																																							

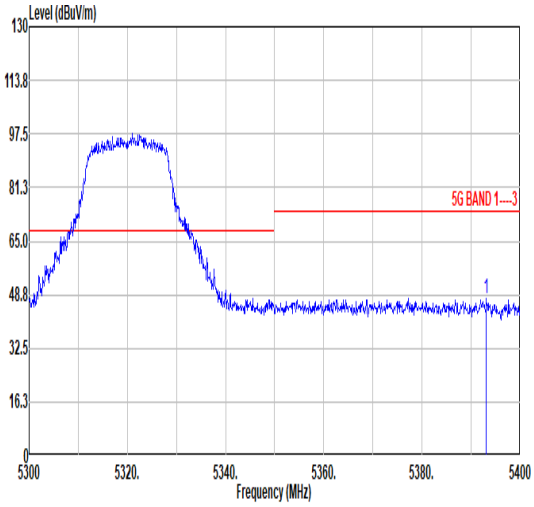
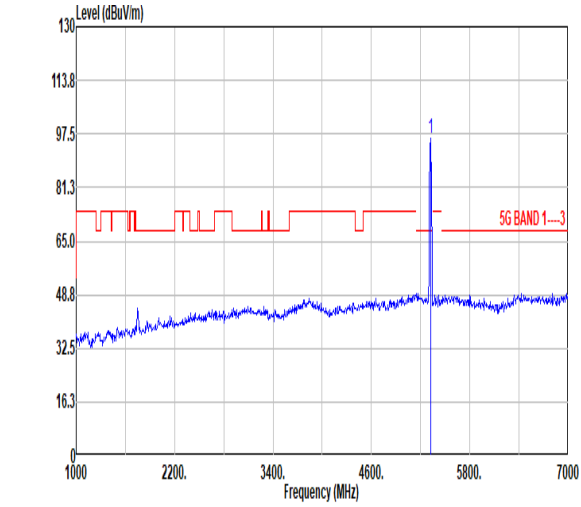
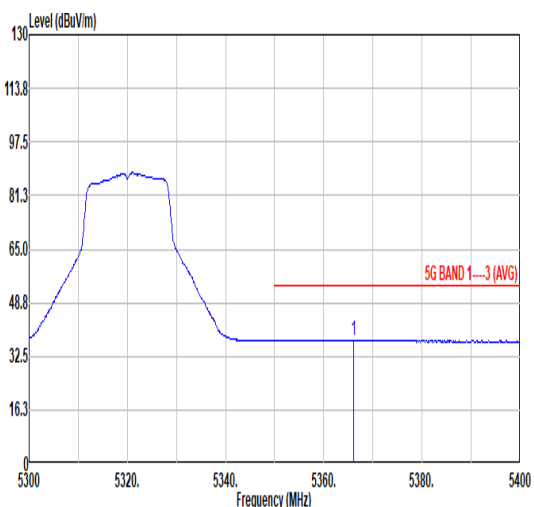
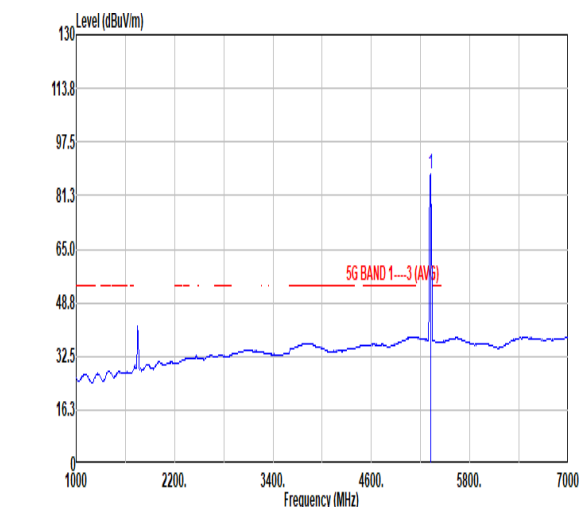


Mode	4																																																																																																																	
	Harmonic																																																																																																																	
	U-NII-2A_5.25-5.35_802.11a_CH52_5260MHz																																																																																																																	
ANT	1																																																																																																																	
Pol.	Horizontal	Vertical																																																																																																																
Peak Avg	<table border="1"> <thead> <tr> <th>Limit</th> <th>Read</th> <th>Ant</th> <th>Cable</th> <th>Preamp</th> <th>Aux</th> <th>APos</th> <th>TPos</th> </tr> <tr> <th>Freq</th> <th>Level</th> <th>Line</th> <th>Margin</th> <th>Level</th> <th>Factor</th> <th>Loss</th> <th>Factor</th> </tr> <tr> <th>MHz</th> <th>dBuV/m</th> <th>dBuV/m</th> <th>dB</th> <th>dBuV</th> <th>dB/m</th> <th>dB</th> <th>dB</th> </tr> </thead> <tbody> <tr> <td>1 10520.00</td> <td>44.38</td> <td>68.30</td> <td>-23.92</td> <td>58.29</td> <td>37.57</td> <td>15.60</td> <td>67.08</td> </tr> <tr> <td></td> <td></td> <td></td> <td></td> <td></td> <td></td> <td>0.00</td> <td>---</td> </tr> <tr> <td></td> <td></td> <td></td> <td></td> <td></td> <td></td> <td></td> <td>deg</td> </tr> <tr> <td></td> <td></td> <td></td> <td></td> <td></td> <td></td> <td></td> <td>--- PEAK</td> </tr> </tbody> </table>	Limit	Read	Ant	Cable	Preamp	Aux	APos	TPos	Freq	Level	Line	Margin	Level	Factor	Loss	Factor	MHz	dBuV/m	dBuV/m	dB	dBuV	dB/m	dB	dB	1 10520.00	44.38	68.30	-23.92	58.29	37.57	15.60	67.08							0.00	---								deg								--- PEAK	<table border="1"> <thead> <tr> <th>Limit</th> <th>Read</th> <th>Ant</th> <th>Cable</th> <th>Preamp</th> <th>Aux</th> <th>APos</th> <th>TPos</th> </tr> <tr> <th>Freq</th> <th>Level</th> <th>Line</th> <th>Margin</th> <th>Level</th> <th>Factor</th> <th>Loss</th> <th>Factor</th> </tr> <tr> <th>MHz</th> <th>dBuV/m</th> <th>dBuV/m</th> <th>dB</th> <th>dBuV</th> <th>dB/m</th> <th>dB</th> <th>dB</th> </tr> </thead> <tbody> <tr> <td>1 10520.00</td> <td>45.15</td> <td>68.30</td> <td>-23.15</td> <td>59.06</td> <td>37.57</td> <td>15.60</td> <td>67.08</td> </tr> <tr> <td></td> <td></td> <td></td> <td></td> <td></td> <td></td> <td>0.00</td> <td>---</td> </tr> <tr> <td></td> <td></td> <td></td> <td></td> <td></td> <td></td> <td></td> <td>deg</td> </tr> <tr> <td></td> <td></td> <td></td> <td></td> <td></td> <td></td> <td></td> <td>--- PEAK</td> </tr> </tbody> </table>	Limit	Read	Ant	Cable	Preamp	Aux	APos	TPos	Freq	Level	Line	Margin	Level	Factor	Loss	Factor	MHz	dBuV/m	dBuV/m	dB	dBuV	dB/m	dB	dB	1 10520.00	45.15	68.30	-23.15	59.06	37.57	15.60	67.08							0.00	---								deg								--- PEAK
Limit	Read	Ant	Cable	Preamp	Aux	APos	TPos																																																																																																											
Freq	Level	Line	Margin	Level	Factor	Loss	Factor																																																																																																											
MHz	dBuV/m	dBuV/m	dB	dBuV	dB/m	dB	dB																																																																																																											
1 10520.00	44.38	68.30	-23.92	58.29	37.57	15.60	67.08																																																																																																											
						0.00	---																																																																																																											
							deg																																																																																																											
							--- PEAK																																																																																																											
Limit	Read	Ant	Cable	Preamp	Aux	APos	TPos																																																																																																											
Freq	Level	Line	Margin	Level	Factor	Loss	Factor																																																																																																											
MHz	dBuV/m	dBuV/m	dB	dBuV	dB/m	dB	dB																																																																																																											
1 10520.00	45.15	68.30	-23.15	59.06	37.57	15.60	67.08																																																																																																											
						0.00	---																																																																																																											
							deg																																																																																																											
							--- PEAK																																																																																																											



Mode	5																																																																															
	Harmonic																																																																															
	U-NII-2A_5.25-5.35_802.11a_CH60_5300MHz																																																																															
ANT	1																																																																															
Pol.	Horizontal	Vertical																																																																														
Peak Avg	<table border="1"> <thead> <tr> <th>Limit</th> <th>Read</th> <th>Ant</th> <th>Cable</th> <th>Preamp</th> <th>Aux</th> <th>APos</th> <th>TPos</th> <th>Remark</th> </tr> <tr> <th>Freq</th> <th>Level</th> <th>Line</th> <th>Margin</th> <th>Level</th> <th>Factor</th> <th>Loss</th> <th>Factor</th> <th>Factor</th> </tr> <tr> <th>MHz</th> <th>dBuV/m</th> <th>dBuV/m</th> <th>dB</th> <th>dBuV</th> <th>dB/m</th> <th>dB</th> <th>dB</th> <th>dB</th> </tr> </thead> <tbody> <tr> <td>1 10600.00</td> <td>44.43</td> <td>74.00</td> <td>-29.57</td> <td>58.19</td> <td>37.62</td> <td>15.67</td> <td>67.05</td> <td>0.00</td> <td>---</td> <td>---</td> <td>PEAK</td> </tr> </tbody> </table>	Limit	Read	Ant	Cable	Preamp	Aux	APos	TPos	Remark	Freq	Level	Line	Margin	Level	Factor	Loss	Factor	Factor	MHz	dBuV/m	dBuV/m	dB	dBuV	dB/m	dB	dB	dB	1 10600.00	44.43	74.00	-29.57	58.19	37.62	15.67	67.05	0.00	---	---	PEAK	<table border="1"> <thead> <tr> <th>Limit</th> <th>Read</th> <th>Ant</th> <th>Cable</th> <th>Preamp</th> <th>Aux</th> <th>APos</th> <th>TPos</th> <th>Remark</th> </tr> <tr> <th>Freq</th> <th>Level</th> <th>Line</th> <th>Margin</th> <th>Level</th> <th>Factor</th> <th>Loss</th> <th>Factor</th> <th>Factor</th> </tr> <tr> <th>MHz</th> <th>dBuV/m</th> <th>dBuV/m</th> <th>dB</th> <th>dBuV</th> <th>dB/m</th> <th>dB</th> <th>dB</th> <th>dB</th> </tr> </thead> <tbody> <tr> <td>1 10600.00</td> <td>44.75</td> <td>74.00</td> <td>-29.25</td> <td>58.51</td> <td>37.62</td> <td>15.67</td> <td>67.05</td> <td>0.00</td> <td>---</td> <td>---</td> <td>PEAK</td> </tr> </tbody> </table>	Limit	Read	Ant	Cable	Preamp	Aux	APos	TPos	Remark	Freq	Level	Line	Margin	Level	Factor	Loss	Factor	Factor	MHz	dBuV/m	dBuV/m	dB	dBuV	dB/m	dB	dB	dB	1 10600.00	44.75	74.00	-29.25	58.51	37.62	15.67	67.05	0.00	---	---	PEAK
Limit	Read	Ant	Cable	Preamp	Aux	APos	TPos	Remark																																																																								
Freq	Level	Line	Margin	Level	Factor	Loss	Factor	Factor																																																																								
MHz	dBuV/m	dBuV/m	dB	dBuV	dB/m	dB	dB	dB																																																																								
1 10600.00	44.43	74.00	-29.57	58.19	37.62	15.67	67.05	0.00	---	---	PEAK																																																																					
Limit	Read	Ant	Cable	Preamp	Aux	APos	TPos	Remark																																																																								
Freq	Level	Line	Margin	Level	Factor	Loss	Factor	Factor																																																																								
MHz	dBuV/m	dBuV/m	dB	dBuV	dB/m	dB	dB	dB																																																																								
1 10600.00	44.75	74.00	-29.25	58.51	37.62	15.67	67.05	0.00	---	---	PEAK																																																																					



Mode	6																																																																																	
	Band Edge																																																																																	
	U-NII-2A_5.25-5.35_802.11a_CH64_5320MHz																																																																																	
ANT	1																																																																																	
Pol.	Horizontal	Fundamental																																																																																
Peak	 <table border="1" data-bbox="263 1120 798 1243"> <thead> <tr> <th>Limit</th> <th>Read</th> <th>Ant</th> <th>Cable</th> <th>Preamp</th> <th>Aux</th> <th>APos</th> <th>TPos</th> <th>Remark</th> </tr> <tr> <th>Freq</th> <th>Level</th> <th>Line</th> <th>Margin</th> <th>Level</th> <th>Factor</th> <th>Loss</th> <th>Factor</th> <th>Factor</th> </tr> <tr> <th>MHz</th> <th>dBuV/m</th> <th>dBuV/m</th> <th>dB</th> <th>dBuV</th> <th>dB/m</th> <th>dB</th> <th>dB</th> <th>dB</th> </tr> </thead> <tbody> <tr> <td>1</td> <td>5393.10</td> <td>47.71</td> <td>74.00</td> <td>-26.29</td> <td>38.94</td> <td>34.59</td> <td>10.77</td> <td>36.59</td> <td>0.00</td> <td>300</td> <td>47</td> <td>PEAK</td> </tr> </tbody> </table>	Limit	Read	Ant	Cable	Preamp	Aux	APos	TPos	Remark	Freq	Level	Line	Margin	Level	Factor	Loss	Factor	Factor	MHz	dBuV/m	dBuV/m	dB	dBuV	dB/m	dB	dB	dB	1	5393.10	47.71	74.00	-26.29	38.94	34.59	10.77	36.59	0.00	300	47	PEAK	 <table border="1" data-bbox="861 1120 1444 1243"> <thead> <tr> <th>Limit</th> <th>Read</th> <th>Ant</th> <th>Cable</th> <th>Preamp</th> <th>Aux</th> <th>APos</th> <th>TPos</th> <th>Remark</th> </tr> <tr> <th>Freq</th> <th>Level</th> <th>Line</th> <th>Margin</th> <th>Level</th> <th>Factor</th> <th>Loss</th> <th>Factor</th> <th>Factor</th> </tr> <tr> <th>MHz</th> <th>dBuV/m</th> <th>dBuV/m</th> <th>dB</th> <th>dBuV</th> <th>dB/m</th> <th>dB</th> <th>dB</th> <th>dB</th> </tr> </thead> <tbody> <tr> <td>1</td> <td>5320.00</td> <td>96.32</td> <td>68.30</td> <td>28.02</td> <td>87.82</td> <td>34.49</td> <td>10.73</td> <td>36.72</td> <td>0.00</td> <td>300</td> <td>47</td> <td>PEAK</td> </tr> </tbody> </table>	Limit	Read	Ant	Cable	Preamp	Aux	APos	TPos	Remark	Freq	Level	Line	Margin	Level	Factor	Loss	Factor	Factor	MHz	dBuV/m	dBuV/m	dB	dBuV	dB/m	dB	dB	dB	1	5320.00	96.32	68.30	28.02	87.82	34.49	10.73	36.72	0.00	300	47	PEAK
	Limit	Read	Ant	Cable	Preamp	Aux	APos	TPos	Remark																																																																									
Freq	Level	Line	Margin	Level	Factor	Loss	Factor	Factor																																																																										
MHz	dBuV/m	dBuV/m	dB	dBuV	dB/m	dB	dB	dB																																																																										
1	5393.10	47.71	74.00	-26.29	38.94	34.59	10.77	36.59	0.00	300	47	PEAK																																																																						
Limit	Read	Ant	Cable	Preamp	Aux	APos	TPos	Remark																																																																										
Freq	Level	Line	Margin	Level	Factor	Loss	Factor	Factor																																																																										
MHz	dBuV/m	dBuV/m	dB	dBuV	dB/m	dB	dB	dB																																																																										
1	5320.00	96.32	68.30	28.02	87.82	34.49	10.73	36.72	0.00	300	47	PEAK																																																																						
Avg	 <table border="1" data-bbox="263 1792 798 1915"> <thead> <tr> <th>Limit</th> <th>Read</th> <th>Ant</th> <th>Cable</th> <th>Preamp</th> <th>Aux</th> <th>APos</th> <th>TPos</th> <th>Remark</th> </tr> <tr> <th>Freq</th> <th>Level</th> <th>Line</th> <th>Margin</th> <th>Level</th> <th>Factor</th> <th>Loss</th> <th>Factor</th> <th>Factor</th> </tr> <tr> <th>MHz</th> <th>dBuV/m</th> <th>dBuV/m</th> <th>dB</th> <th>dBuV</th> <th>dB/m</th> <th>dB</th> <th>dB</th> <th>dB</th> </tr> </thead> <tbody> <tr> <td>1</td> <td>5366.10</td> <td>37.49</td> <td>54.00</td> <td>-16.51</td> <td>28.82</td> <td>34.55</td> <td>10.76</td> <td>36.64</td> <td>0.00</td> <td>300</td> <td>47</td> <td>AVERAGE</td> </tr> </tbody> </table>	Limit	Read	Ant	Cable	Preamp	Aux	APos	TPos	Remark	Freq	Level	Line	Margin	Level	Factor	Loss	Factor	Factor	MHz	dBuV/m	dBuV/m	dB	dBuV	dB/m	dB	dB	dB	1	5366.10	37.49	54.00	-16.51	28.82	34.55	10.76	36.64	0.00	300	47	AVERAGE	 <table border="1" data-bbox="861 1792 1444 1915"> <thead> <tr> <th>Limit</th> <th>Read</th> <th>Ant</th> <th>Cable</th> <th>Preamp</th> <th>Aux</th> <th>APos</th> <th>TPos</th> <th>Remark</th> </tr> <tr> <th>Freq</th> <th>Level</th> <th>Line</th> <th>Margin</th> <th>Level</th> <th>Factor</th> <th>Loss</th> <th>Factor</th> <th>Factor</th> </tr> <tr> <th>MHz</th> <th>dBuV/m</th> <th>dBuV/m</th> <th>dB</th> <th>dBuV</th> <th>dB/m</th> <th>dB</th> <th>dB</th> <th>dB</th> </tr> </thead> <tbody> <tr> <td>1</td> <td>5320.00</td> <td>88.00</td> <td>68.30</td> <td>19.70</td> <td>79.52</td> <td>34.48</td> <td>10.73</td> <td>36.73</td> <td>0.00</td> <td>300</td> <td>47</td> <td>AVERAGE</td> </tr> </tbody> </table>	Limit	Read	Ant	Cable	Preamp	Aux	APos	TPos	Remark	Freq	Level	Line	Margin	Level	Factor	Loss	Factor	Factor	MHz	dBuV/m	dBuV/m	dB	dBuV	dB/m	dB	dB	dB	1	5320.00	88.00	68.30	19.70	79.52	34.48	10.73	36.73	0.00	300	47	AVERAGE
Limit	Read	Ant	Cable	Preamp	Aux	APos	TPos	Remark																																																																										
Freq	Level	Line	Margin	Level	Factor	Loss	Factor	Factor																																																																										
MHz	dBuV/m	dBuV/m	dB	dBuV	dB/m	dB	dB	dB																																																																										
1	5366.10	37.49	54.00	-16.51	28.82	34.55	10.76	36.64	0.00	300	47	AVERAGE																																																																						
Limit	Read	Ant	Cable	Preamp	Aux	APos	TPos	Remark																																																																										
Freq	Level	Line	Margin	Level	Factor	Loss	Factor	Factor																																																																										
MHz	dBuV/m	dBuV/m	dB	dBuV	dB/m	dB	dB	dB																																																																										
1	5320.00	88.00	68.30	19.70	79.52	34.48	10.73	36.73	0.00	300	47	AVERAGE																																																																						



Mode	6																																																																											
	Band Edge																																																																											
	U-NII-2A_5.25-5.35_802.11a_CH64_5320MHz																																																																											
ANT	1																																																																											
Pol.	Vertical	Fundamental																																																																										
Peak	<table border="1"> <thead> <tr> <th>Limit</th> <th>Read</th> <th>Ant</th> <th>Cable</th> <th>Preamp</th> <th>Aux</th> <th>APos</th> <th>TPos</th> <th>Remark</th> </tr> <tr> <th>Freq</th> <th>Level</th> <th>Line</th> <th>Margin</th> <th>Level</th> <th>Factor</th> <th>Loss</th> <th>Factor</th> <th>Factor</th> </tr> <tr> <th>MHz</th> <th>dBuV/m</th> <th>dBuV/m</th> <th>dB</th> <th>dBuV</th> <th>dB/m</th> <th>dB</th> <th>dB</th> <th>dB</th> </tr> </thead> <tbody> <tr> <td>1 5355.20</td> <td>52.24</td> <td>74.00</td> <td>-21.76</td> <td>43.62</td> <td>34.53</td> <td>10.75</td> <td>36.66</td> <td>0.00</td> <td>317 97 PEAK</td> </tr> </tbody> </table>	Limit	Read	Ant	Cable	Preamp	Aux	APos	TPos	Remark	Freq	Level	Line	Margin	Level	Factor	Loss	Factor	Factor	MHz	dBuV/m	dBuV/m	dB	dBuV	dB/m	dB	dB	dB	1 5355.20	52.24	74.00	-21.76	43.62	34.53	10.75	36.66	0.00	317 97 PEAK	<table border="1"> <thead> <tr> <th>Limit</th> <th>Read</th> <th>Ant</th> <th>Cable</th> <th>Preamp</th> <th>Aux</th> <th>APos</th> <th>TPos</th> <th>Remark</th> </tr> <tr> <th>Freq</th> <th>Level</th> <th>Line</th> <th>Margin</th> <th>Level</th> <th>Factor</th> <th>Loss</th> <th>Factor</th> <th>Factor</th> </tr> <tr> <th>MHz</th> <th>dBuV/m</th> <th>dBuV/m</th> <th>dB</th> <th>dBuV</th> <th>dB/m</th> <th>dB</th> <th>dB</th> <th>dB</th> </tr> </thead> <tbody> <tr> <td>1 5320.00</td> <td>106.61</td> <td>-----</td> <td>-----</td> <td>98.13</td> <td>34.48</td> <td>10.73</td> <td>36.73</td> <td>0.00</td> <td>317 97 PEAK</td> </tr> </tbody> </table>	Limit	Read	Ant	Cable	Preamp	Aux	APos	TPos	Remark	Freq	Level	Line	Margin	Level	Factor	Loss	Factor	Factor	MHz	dBuV/m	dBuV/m	dB	dBuV	dB/m	dB	dB	dB	1 5320.00	106.61	-----	-----	98.13	34.48	10.73	36.73	0.00	317 97 PEAK
	Limit	Read	Ant	Cable	Preamp	Aux	APos	TPos	Remark																																																																			
Freq	Level	Line	Margin	Level	Factor	Loss	Factor	Factor																																																																				
MHz	dBuV/m	dBuV/m	dB	dBuV	dB/m	dB	dB	dB																																																																				
1 5355.20	52.24	74.00	-21.76	43.62	34.53	10.75	36.66	0.00	317 97 PEAK																																																																			
Limit	Read	Ant	Cable	Preamp	Aux	APos	TPos	Remark																																																																				
Freq	Level	Line	Margin	Level	Factor	Loss	Factor	Factor																																																																				
MHz	dBuV/m	dBuV/m	dB	dBuV	dB/m	dB	dB	dB																																																																				
1 5320.00	106.61	-----	-----	98.13	34.48	10.73	36.73	0.00	317 97 PEAK																																																																			
Avg	<table border="1"> <thead> <tr> <th>Limit</th> <th>Read</th> <th>Ant</th> <th>Cable</th> <th>Preamp</th> <th>Aux</th> <th>APos</th> <th>TPos</th> <th>Remark</th> </tr> <tr> <th>Freq</th> <th>Level</th> <th>Line</th> <th>Margin</th> <th>Level</th> <th>Factor</th> <th>Loss</th> <th>Factor</th> <th>Factor</th> </tr> <tr> <th>MHz</th> <th>dBuV/m</th> <th>dBuV/m</th> <th>dB</th> <th>dBuV</th> <th>dB/m</th> <th>dB</th> <th>dB</th> <th>dB</th> </tr> </thead> <tbody> <tr> <td>1 5358.30</td> <td>41.71</td> <td>54.00</td> <td>-12.29</td> <td>33.08</td> <td>34.53</td> <td>10.75</td> <td>36.65</td> <td>0.00</td> <td>317 97 AVERAGE</td> </tr> </tbody> </table>	Limit	Read	Ant	Cable	Preamp	Aux	APos	TPos	Remark	Freq	Level	Line	Margin	Level	Factor	Loss	Factor	Factor	MHz	dBuV/m	dBuV/m	dB	dBuV	dB/m	dB	dB	dB	1 5358.30	41.71	54.00	-12.29	33.08	34.53	10.75	36.65	0.00	317 97 AVERAGE	<table border="1"> <thead> <tr> <th>Limit</th> <th>Read</th> <th>Ant</th> <th>Cable</th> <th>Preamp</th> <th>Aux</th> <th>APos</th> <th>TPos</th> <th>Remark</th> </tr> <tr> <th>Freq</th> <th>Level</th> <th>Line</th> <th>Margin</th> <th>Level</th> <th>Factor</th> <th>Loss</th> <th>Factor</th> <th>Factor</th> </tr> <tr> <th>MHz</th> <th>dBuV/m</th> <th>dBuV/m</th> <th>dB</th> <th>dBuV</th> <th>dB/m</th> <th>dB</th> <th>dB</th> <th>dB</th> </tr> </thead> <tbody> <tr> <td>1 5320.00</td> <td>98.09</td> <td>68.30</td> <td>29.79</td> <td>89.61</td> <td>34.48</td> <td>10.73</td> <td>36.73</td> <td>0.00</td> <td>317 97 AVERAGE</td> </tr> </tbody> </table>	Limit	Read	Ant	Cable	Preamp	Aux	APos	TPos	Remark	Freq	Level	Line	Margin	Level	Factor	Loss	Factor	Factor	MHz	dBuV/m	dBuV/m	dB	dBuV	dB/m	dB	dB	dB	1 5320.00	98.09	68.30	29.79	89.61	34.48	10.73	36.73	0.00	317 97 AVERAGE
Limit	Read	Ant	Cable	Preamp	Aux	APos	TPos	Remark																																																																				
Freq	Level	Line	Margin	Level	Factor	Loss	Factor	Factor																																																																				
MHz	dBuV/m	dBuV/m	dB	dBuV	dB/m	dB	dB	dB																																																																				
1 5358.30	41.71	54.00	-12.29	33.08	34.53	10.75	36.65	0.00	317 97 AVERAGE																																																																			
Limit	Read	Ant	Cable	Preamp	Aux	APos	TPos	Remark																																																																				
Freq	Level	Line	Margin	Level	Factor	Loss	Factor	Factor																																																																				
MHz	dBuV/m	dBuV/m	dB	dBuV	dB/m	dB	dB	dB																																																																				
1 5320.00	98.09	68.30	29.79	89.61	34.48	10.73	36.73	0.00	317 97 AVERAGE																																																																			



Mode	6																																																																																																											
	Harmonic																																																																																																											
	U-NII-2A_5.25-5.35_802.11a_CH64_5320MHz																																																																																																											
ANT	1																																																																																																											
Pol.	Horizontal	Vertical																																																																																																										
Peak Avg	<table border="1"> <thead> <tr> <th>Limit</th> <th>Read</th> <th>Ant</th> <th>Cable</th> <th>Preamp</th> <th>Aux</th> <th>APos</th> <th>TPos</th> <th>Remark</th> </tr> <tr> <th>Freq</th> <th>Level</th> <th>Line</th> <th>Margin</th> <th>Level</th> <th>Factor</th> <th>Loss</th> <th>Factor</th> <th>Factor</th> </tr> <tr> <th>MHz</th> <th>dBuV/m</th> <th>dBuV/m</th> <th>dB</th> <th>dBuV</th> <th>dB/m</th> <th>dB</th> <th>dB</th> <th>dB</th> </tr> </thead> <tbody> <tr> <td>1</td> <td>7093.50</td> <td>47.65</td> <td>68.30</td> <td>-20.65</td> <td>65.30</td> <td>35.72</td> <td>12.58</td> <td>65.95</td> <td>0.00</td> <td>---</td> <td>---</td> <td>Peak</td> </tr> <tr> <td>2</td> <td>10640.00</td> <td>43.61</td> <td>74.00</td> <td>-30.39</td> <td>57.29</td> <td>37.65</td> <td>15.71</td> <td>67.04</td> <td>0.00</td> <td>---</td> <td>---</td> <td>PEAK</td> </tr> </tbody> </table>	Limit	Read	Ant	Cable	Preamp	Aux	APos	TPos	Remark	Freq	Level	Line	Margin	Level	Factor	Loss	Factor	Factor	MHz	dBuV/m	dBuV/m	dB	dBuV	dB/m	dB	dB	dB	1	7093.50	47.65	68.30	-20.65	65.30	35.72	12.58	65.95	0.00	---	---	Peak	2	10640.00	43.61	74.00	-30.39	57.29	37.65	15.71	67.04	0.00	---	---	PEAK	<table border="1"> <thead> <tr> <th>Limit</th> <th>Read</th> <th>Ant</th> <th>Cable</th> <th>Preamp</th> <th>Aux</th> <th>APos</th> <th>TPos</th> <th>Remark</th> </tr> <tr> <th>Freq</th> <th>Level</th> <th>Line</th> <th>Margin</th> <th>Level</th> <th>Factor</th> <th>Loss</th> <th>Factor</th> <th>Factor</th> </tr> <tr> <th>MHz</th> <th>dBuV/m</th> <th>dBuV/m</th> <th>dB</th> <th>dBuV</th> <th>dB/m</th> <th>dB</th> <th>dB</th> <th>dB</th> </tr> </thead> <tbody> <tr> <td>1</td> <td>7093.50</td> <td>47.65</td> <td>68.30</td> <td>-20.65</td> <td>65.30</td> <td>35.72</td> <td>12.58</td> <td>65.95</td> <td>0.00</td> <td>---</td> <td>---</td> <td>Peak</td> </tr> <tr> <td>2</td> <td>10640.00</td> <td>43.61</td> <td>74.00</td> <td>-30.39</td> <td>57.29</td> <td>37.65</td> <td>15.71</td> <td>67.04</td> <td>0.00</td> <td>---</td> <td>---</td> <td>PEAK</td> </tr> </tbody> </table>	Limit	Read	Ant	Cable	Preamp	Aux	APos	TPos	Remark	Freq	Level	Line	Margin	Level	Factor	Loss	Factor	Factor	MHz	dBuV/m	dBuV/m	dB	dBuV	dB/m	dB	dB	dB	1	7093.50	47.65	68.30	-20.65	65.30	35.72	12.58	65.95	0.00	---	---	Peak	2	10640.00	43.61	74.00	-30.39	57.29	37.65	15.71	67.04	0.00	---	---	PEAK
Limit	Read	Ant	Cable	Preamp	Aux	APos	TPos	Remark																																																																																																				
Freq	Level	Line	Margin	Level	Factor	Loss	Factor	Factor																																																																																																				
MHz	dBuV/m	dBuV/m	dB	dBuV	dB/m	dB	dB	dB																																																																																																				
1	7093.50	47.65	68.30	-20.65	65.30	35.72	12.58	65.95	0.00	---	---	Peak																																																																																																
2	10640.00	43.61	74.00	-30.39	57.29	37.65	15.71	67.04	0.00	---	---	PEAK																																																																																																
Limit	Read	Ant	Cable	Preamp	Aux	APos	TPos	Remark																																																																																																				
Freq	Level	Line	Margin	Level	Factor	Loss	Factor	Factor																																																																																																				
MHz	dBuV/m	dBuV/m	dB	dBuV	dB/m	dB	dB	dB																																																																																																				
1	7093.50	47.65	68.30	-20.65	65.30	35.72	12.58	65.95	0.00	---	---	Peak																																																																																																
2	10640.00	43.61	74.00	-30.39	57.29	37.65	15.71	67.04	0.00	---	---	PEAK																																																																																																



Mode	7																																																																																														
	Band Edge																																																																																														
	U-NII-2C_5.47-5.725_802.11a_CH100_5500MHz																																																																																														
ANT	1																																																																																														
Pol.	Horizontal	Fundamental																																																																																													
Peak	<table border="1"> <thead> <tr> <th>Limit</th> <th>Read</th> <th>Ant</th> <th>Cable</th> <th>Preamp</th> <th>Aux</th> <th>APos</th> <th>TPos</th> <th>Remark</th> </tr> <tr> <th>Freq</th> <th>Level</th> <th>Line</th> <th>Margin</th> <th>Level</th> <th>Factor</th> <th>Loss</th> <th>Factor</th> <th>Factor</th> </tr> <tr> <th>MHz</th> <th>dBuV/m</th> <th>dBuV/m</th> <th>dB</th> <th>dBuV</th> <th>dB/m</th> <th>dB</th> <th>dB</th> <th>dB</th> </tr> </thead> <tbody> <tr> <td>1</td> <td>5429.20</td> <td>48.55</td> <td>74.00</td> <td>-25.45</td> <td>39.68</td> <td>34.59</td> <td>10.80</td> <td>36.52</td> <td>0.00</td> <td>100</td> <td>60</td> <td>PEAK</td> </tr> <tr> <td>2</td> <td>5464.88</td> <td>47.88</td> <td>68.30</td> <td>-20.42</td> <td>38.90</td> <td>34.58</td> <td>10.85</td> <td>36.45</td> <td>0.00</td> <td>100</td> <td>60</td> <td>PEAK</td> </tr> </tbody> </table>	Limit	Read	Ant	Cable	Preamp	Aux	APos	TPos	Remark	Freq	Level	Line	Margin	Level	Factor	Loss	Factor	Factor	MHz	dBuV/m	dBuV/m	dB	dBuV	dB/m	dB	dB	dB	1	5429.20	48.55	74.00	-25.45	39.68	34.59	10.80	36.52	0.00	100	60	PEAK	2	5464.88	47.88	68.30	-20.42	38.90	34.58	10.85	36.45	0.00	100	60	PEAK	<table border="1"> <thead> <tr> <th>Limit</th> <th>Read</th> <th>Ant</th> <th>Cable</th> <th>Preamp</th> <th>Aux</th> <th>APos</th> <th>TPos</th> <th>Remark</th> </tr> <tr> <th>Freq</th> <th>Level</th> <th>Line</th> <th>Margin</th> <th>Level</th> <th>Factor</th> <th>Loss</th> <th>Factor</th> <th>Factor</th> </tr> <tr> <th>MHz</th> <th>dBuV/m</th> <th>dBuV/m</th> <th>dB</th> <th>dBuV</th> <th>dB/m</th> <th>dB</th> <th>dB</th> <th>dB</th> </tr> </thead> <tbody> <tr> <td>1</td> <td>5500.00</td> <td>97.97</td> <td>68.30</td> <td>29.67</td> <td>88.90</td> <td>34.56</td> <td>10.89</td> <td>36.30</td> <td>0.00</td> <td>100</td> <td>60</td> <td>PEAK</td> </tr> </tbody> </table>	Limit	Read	Ant	Cable	Preamp	Aux	APos	TPos	Remark	Freq	Level	Line	Margin	Level	Factor	Loss	Factor	Factor	MHz	dBuV/m	dBuV/m	dB	dBuV	dB/m	dB	dB	dB	1	5500.00	97.97	68.30	29.67	88.90	34.56	10.89	36.30	0.00	100	60	PEAK
	Limit	Read	Ant	Cable	Preamp	Aux	APos	TPos	Remark																																																																																						
Freq	Level	Line	Margin	Level	Factor	Loss	Factor	Factor																																																																																							
MHz	dBuV/m	dBuV/m	dB	dBuV	dB/m	dB	dB	dB																																																																																							
1	5429.20	48.55	74.00	-25.45	39.68	34.59	10.80	36.52	0.00	100	60	PEAK																																																																																			
2	5464.88	47.88	68.30	-20.42	38.90	34.58	10.85	36.45	0.00	100	60	PEAK																																																																																			
Limit	Read	Ant	Cable	Preamp	Aux	APos	TPos	Remark																																																																																							
Freq	Level	Line	Margin	Level	Factor	Loss	Factor	Factor																																																																																							
MHz	dBuV/m	dBuV/m	dB	dBuV	dB/m	dB	dB	dB																																																																																							
1	5500.00	97.97	68.30	29.67	88.90	34.56	10.89	36.30	0.00	100	60	PEAK																																																																																			
Avg	<table border="1"> <thead> <tr> <th>Limit</th> <th>Read</th> <th>Ant</th> <th>Cable</th> <th>Preamp</th> <th>Aux</th> <th>APos</th> <th>TPos</th> <th>Remark</th> </tr> <tr> <th>Freq</th> <th>Level</th> <th>Line</th> <th>Margin</th> <th>Level</th> <th>Factor</th> <th>Loss</th> <th>Factor</th> <th>Factor</th> </tr> <tr> <th>MHz</th> <th>dBuV/m</th> <th>dBuV/m</th> <th>dB</th> <th>dBuV</th> <th>dB/m</th> <th>dB</th> <th>dB</th> <th>dB</th> </tr> </thead> <tbody> <tr> <td>1</td> <td>5457.68</td> <td>37.17</td> <td>54.00</td> <td>-16.83</td> <td>28.22</td> <td>34.58</td> <td>10.84</td> <td>36.47</td> <td>0.00</td> <td>100</td> <td>60</td> <td>AVERAGE</td> </tr> </tbody> </table>	Limit	Read	Ant	Cable	Preamp	Aux	APos	TPos	Remark	Freq	Level	Line	Margin	Level	Factor	Loss	Factor	Factor	MHz	dBuV/m	dBuV/m	dB	dBuV	dB/m	dB	dB	dB	1	5457.68	37.17	54.00	-16.83	28.22	34.58	10.84	36.47	0.00	100	60	AVERAGE	<table border="1"> <thead> <tr> <th>Limit</th> <th>Read</th> <th>Ant</th> <th>Cable</th> <th>Preamp</th> <th>Aux</th> <th>APos</th> <th>TPos</th> <th>Remark</th> </tr> <tr> <th>Freq</th> <th>Level</th> <th>Line</th> <th>Margin</th> <th>Level</th> <th>Factor</th> <th>Loss</th> <th>Factor</th> <th>Factor</th> </tr> <tr> <th>MHz</th> <th>dBuV/m</th> <th>dBuV/m</th> <th>dB</th> <th>dBuV</th> <th>dB/m</th> <th>dB</th> <th>dB</th> <th>dB</th> </tr> </thead> <tbody> <tr> <td>1</td> <td>5500.00</td> <td>89.37</td> <td>68.30</td> <td>21.07</td> <td>80.31</td> <td>34.56</td> <td>10.89</td> <td>36.39</td> <td>0.00</td> <td>100</td> <td>60</td> <td>AVERAGE</td> </tr> </tbody> </table>	Limit	Read	Ant	Cable	Preamp	Aux	APos	TPos	Remark	Freq	Level	Line	Margin	Level	Factor	Loss	Factor	Factor	MHz	dBuV/m	dBuV/m	dB	dBuV	dB/m	dB	dB	dB	1	5500.00	89.37	68.30	21.07	80.31	34.56	10.89	36.39	0.00	100	60	AVERAGE													
Limit	Read	Ant	Cable	Preamp	Aux	APos	TPos	Remark																																																																																							
Freq	Level	Line	Margin	Level	Factor	Loss	Factor	Factor																																																																																							
MHz	dBuV/m	dBuV/m	dB	dBuV	dB/m	dB	dB	dB																																																																																							
1	5457.68	37.17	54.00	-16.83	28.22	34.58	10.84	36.47	0.00	100	60	AVERAGE																																																																																			
Limit	Read	Ant	Cable	Preamp	Aux	APos	TPos	Remark																																																																																							
Freq	Level	Line	Margin	Level	Factor	Loss	Factor	Factor																																																																																							
MHz	dBuV/m	dBuV/m	dB	dBuV	dB/m	dB	dB	dB																																																																																							
1	5500.00	89.37	68.30	21.07	80.31	34.56	10.89	36.39	0.00	100	60	AVERAGE																																																																																			





Mode	7																																																																																														
	Band Edge																																																																																														
	U-NII-2C_5.47-5.725_802.11a_CH100_5500MHz																																																																																														
ANT	1																																																																																														
Pol.	Vertical	Fundamental																																																																																													
Peak	<table border="1"> <thead> <tr> <th>Limit</th> <th>Read</th> <th>Ant</th> <th>Cable</th> <th>Preamp</th> <th>Aux</th> <th>APos</th> <th>TPos</th> <th>Remark</th> </tr> <tr> <th>Freq</th> <th>Level</th> <th>Line</th> <th>Margin</th> <th>Level</th> <th>Factor</th> <th>Loss</th> <th>Factor</th> <th>Factor</th> </tr> <tr> <th>MHz</th> <th>dBuV/m</th> <th>dBuV/m</th> <th>dB</th> <th>dBuV</th> <th>dB/m</th> <th>dB</th> <th>dB</th> <th>dB</th> </tr> </thead> <tbody> <tr> <td>1</td> <td>5455.76</td> <td>49.40</td> <td>74.00</td> <td>-24.60</td> <td>40.45</td> <td>34.58</td> <td>10.84</td> <td>36.47</td> <td>0.00</td> <td>289</td> <td>360</td> <td>PEAK</td> </tr> <tr> <td>2</td> <td>5464.72</td> <td>49.65</td> <td>68.30</td> <td>-18.65</td> <td>40.67</td> <td>34.58</td> <td>10.85</td> <td>36.45</td> <td>0.00</td> <td>289</td> <td>360</td> <td>PEAK</td> </tr> </tbody> </table>	Limit	Read	Ant	Cable	Preamp	Aux	APos	TPos	Remark	Freq	Level	Line	Margin	Level	Factor	Loss	Factor	Factor	MHz	dBuV/m	dBuV/m	dB	dBuV	dB/m	dB	dB	dB	1	5455.76	49.40	74.00	-24.60	40.45	34.58	10.84	36.47	0.00	289	360	PEAK	2	5464.72	49.65	68.30	-18.65	40.67	34.58	10.85	36.45	0.00	289	360	PEAK	<table border="1"> <thead> <tr> <th>Limit</th> <th>Read</th> <th>Ant</th> <th>Cable</th> <th>Preamp</th> <th>Aux</th> <th>APos</th> <th>TPos</th> <th>Remark</th> </tr> <tr> <th>Freq</th> <th>Level</th> <th>Line</th> <th>Margin</th> <th>Level</th> <th>Factor</th> <th>Loss</th> <th>Factor</th> <th>Factor</th> </tr> <tr> <th>MHz</th> <th>dBuV/m</th> <th>dBuV/m</th> <th>dB</th> <th>dBuV</th> <th>dB/m</th> <th>dB</th> <th>dB</th> <th>dB</th> </tr> </thead> <tbody> <tr> <td>1</td> <td>5500.00</td> <td>106.60</td> <td>68.30</td> <td>38.30</td> <td>97.54</td> <td>34.56</td> <td>10.89</td> <td>36.39</td> <td>0.00</td> <td>289</td> <td>360</td> <td>PEAK</td> </tr> </tbody> </table>	Limit	Read	Ant	Cable	Preamp	Aux	APos	TPos	Remark	Freq	Level	Line	Margin	Level	Factor	Loss	Factor	Factor	MHz	dBuV/m	dBuV/m	dB	dBuV	dB/m	dB	dB	dB	1	5500.00	106.60	68.30	38.30	97.54	34.56	10.89	36.39	0.00	289	360	PEAK
	Limit	Read	Ant	Cable	Preamp	Aux	APos	TPos	Remark																																																																																						
Freq	Level	Line	Margin	Level	Factor	Loss	Factor	Factor																																																																																							
MHz	dBuV/m	dBuV/m	dB	dBuV	dB/m	dB	dB	dB																																																																																							
1	5455.76	49.40	74.00	-24.60	40.45	34.58	10.84	36.47	0.00	289	360	PEAK																																																																																			
2	5464.72	49.65	68.30	-18.65	40.67	34.58	10.85	36.45	0.00	289	360	PEAK																																																																																			
Limit	Read	Ant	Cable	Preamp	Aux	APos	TPos	Remark																																																																																							
Freq	Level	Line	Margin	Level	Factor	Loss	Factor	Factor																																																																																							
MHz	dBuV/m	dBuV/m	dB	dBuV	dB/m	dB	dB	dB																																																																																							
1	5500.00	106.60	68.30	38.30	97.54	34.56	10.89	36.39	0.00	289	360	PEAK																																																																																			
Avg	<table border="1"> <thead> <tr> <th>Limit</th> <th>Read</th> <th>Ant</th> <th>Cable</th> <th>Preamp</th> <th>Aux</th> <th>APos</th> <th>TPos</th> <th>Remark</th> </tr> <tr> <th>Freq</th> <th>Level</th> <th>Line</th> <th>Margin</th> <th>Level</th> <th>Factor</th> <th>Loss</th> <th>Factor</th> <th>Factor</th> </tr> <tr> <th>MHz</th> <th>dBuV/m</th> <th>dBuV/m</th> <th>dB</th> <th>dBuV</th> <th>dB/m</th> <th>dB</th> <th>dB</th> <th>dB</th> </tr> </thead> <tbody> <tr> <td>1</td> <td>5452.72</td> <td>39.25</td> <td>54.00</td> <td>-14.75</td> <td>30.32</td> <td>34.58</td> <td>10.83</td> <td>36.48</td> <td>0.00</td> <td>289</td> <td>360</td> <td>AVERAGE</td> </tr> </tbody> </table>	Limit	Read	Ant	Cable	Preamp	Aux	APos	TPos	Remark	Freq	Level	Line	Margin	Level	Factor	Loss	Factor	Factor	MHz	dBuV/m	dBuV/m	dB	dBuV	dB/m	dB	dB	dB	1	5452.72	39.25	54.00	-14.75	30.32	34.58	10.83	36.48	0.00	289	360	AVERAGE	<table border="1"> <thead> <tr> <th>Limit</th> <th>Read</th> <th>Ant</th> <th>Cable</th> <th>Preamp</th> <th>Aux</th> <th>APos</th> <th>TPos</th> <th>Remark</th> </tr> <tr> <th>Freq</th> <th>Level</th> <th>Line</th> <th>Margin</th> <th>Level</th> <th>Factor</th> <th>Loss</th> <th>Factor</th> <th>Factor</th> </tr> <tr> <th>MHz</th> <th>dBuV/m</th> <th>dBuV/m</th> <th>dB</th> <th>dBuV</th> <th>dB/m</th> <th>dB</th> <th>dB</th> <th>dB</th> </tr> </thead> <tbody> <tr> <td>1</td> <td>5500.00</td> <td>98.81</td> <td>68.30</td> <td>30.51</td> <td>89.75</td> <td>34.56</td> <td>10.89</td> <td>36.39</td> <td>0.00</td> <td>289</td> <td>360</td> <td>AVERAGE</td> </tr> </tbody> </table>	Limit	Read	Ant	Cable	Preamp	Aux	APos	TPos	Remark	Freq	Level	Line	Margin	Level	Factor	Loss	Factor	Factor	MHz	dBuV/m	dBuV/m	dB	dBuV	dB/m	dB	dB	dB	1	5500.00	98.81	68.30	30.51	89.75	34.56	10.89	36.39	0.00	289	360	AVERAGE													
Limit	Read	Ant	Cable	Preamp	Aux	APos	TPos	Remark																																																																																							
Freq	Level	Line	Margin	Level	Factor	Loss	Factor	Factor																																																																																							
MHz	dBuV/m	dBuV/m	dB	dBuV	dB/m	dB	dB	dB																																																																																							
1	5452.72	39.25	54.00	-14.75	30.32	34.58	10.83	36.48	0.00	289	360	AVERAGE																																																																																			
Limit	Read	Ant	Cable	Preamp	Aux	APos	TPos	Remark																																																																																							
Freq	Level	Line	Margin	Level	Factor	Loss	Factor	Factor																																																																																							
MHz	dBuV/m	dBuV/m	dB	dBuV	dB/m	dB	dB	dB																																																																																							
1	5500.00	98.81	68.30	30.51	89.75	34.56	10.89	36.39	0.00	289	360	AVERAGE																																																																																			



Mode	7																																																																															
	Harmonic																																																																															
	U-NII-2C_5.47-5.725_802.11a_CH100_5500MHz																																																																															
ANT	1																																																																															
Pol.	Horizontal	Vertical																																																																														
Peak Avg	<table border="1"> <thead> <tr> <th>Limit</th> <th>Read</th> <th>Ant</th> <th>Cable</th> <th>Preamp</th> <th>Aux</th> <th>APos</th> <th>TPos</th> <th>Remark</th> </tr> <tr> <th>Freq</th> <th>Level</th> <th>Line</th> <th>Margin</th> <th>Level</th> <th>Factor</th> <th>Loss</th> <th>Factor</th> <th>Factor</th> </tr> <tr> <th>MHz</th> <th>dBuV/m</th> <th>dBuV/m</th> <th>dB</th> <th>dBuV</th> <th>dB/m</th> <th>dB</th> <th>dB</th> <th>dB</th> </tr> </thead> <tbody> <tr> <td>1 11000.00</td> <td>45.72</td> <td>74.00</td> <td>-28.28</td> <td>58.69</td> <td>37.90</td> <td>16.04</td> <td>66.91</td> <td>0.00</td> <td>---</td> <td>---</td> <td>PEAK</td> </tr> </tbody> </table>	Limit	Read	Ant	Cable	Preamp	Aux	APos	TPos	Remark	Freq	Level	Line	Margin	Level	Factor	Loss	Factor	Factor	MHz	dBuV/m	dBuV/m	dB	dBuV	dB/m	dB	dB	dB	1 11000.00	45.72	74.00	-28.28	58.69	37.90	16.04	66.91	0.00	---	---	PEAK	<table border="1"> <thead> <tr> <th>Limit</th> <th>Read</th> <th>Ant</th> <th>Cable</th> <th>Preamp</th> <th>Aux</th> <th>APos</th> <th>TPos</th> <th>Remark</th> </tr> <tr> <th>Freq</th> <th>Level</th> <th>Line</th> <th>Margin</th> <th>Level</th> <th>Factor</th> <th>Loss</th> <th>Factor</th> <th>Factor</th> </tr> <tr> <th>MHz</th> <th>dBuV/m</th> <th>dBuV/m</th> <th>dB</th> <th>dBuV</th> <th>dB/m</th> <th>dB</th> <th>dB</th> <th>dB</th> </tr> </thead> <tbody> <tr> <td>1 11000.00</td> <td>44.92</td> <td>74.00</td> <td>-29.08</td> <td>57.89</td> <td>37.90</td> <td>16.04</td> <td>66.91</td> <td>0.00</td> <td>---</td> <td>---</td> <td>PEAK</td> </tr> </tbody> </table>	Limit	Read	Ant	Cable	Preamp	Aux	APos	TPos	Remark	Freq	Level	Line	Margin	Level	Factor	Loss	Factor	Factor	MHz	dBuV/m	dBuV/m	dB	dBuV	dB/m	dB	dB	dB	1 11000.00	44.92	74.00	-29.08	57.89	37.90	16.04	66.91	0.00	---	---	PEAK
Limit	Read	Ant	Cable	Preamp	Aux	APos	TPos	Remark																																																																								
Freq	Level	Line	Margin	Level	Factor	Loss	Factor	Factor																																																																								
MHz	dBuV/m	dBuV/m	dB	dBuV	dB/m	dB	dB	dB																																																																								
1 11000.00	45.72	74.00	-28.28	58.69	37.90	16.04	66.91	0.00	---	---	PEAK																																																																					
Limit	Read	Ant	Cable	Preamp	Aux	APos	TPos	Remark																																																																								
Freq	Level	Line	Margin	Level	Factor	Loss	Factor	Factor																																																																								
MHz	dBuV/m	dBuV/m	dB	dBuV	dB/m	dB	dB	dB																																																																								
1 11000.00	44.92	74.00	-29.08	57.89	37.90	16.04	66.91	0.00	---	---	PEAK																																																																					



Mode	8																																																																															
	Harmonic																																																																															
	U-NII-2C_5.47-5.725_802.11a_CH116_5580MHz																																																																															
ANT	1																																																																															
Pol.	Horizontal	Vertical																																																																														
Peak Avg	<table border="1"> <thead> <tr> <th>Limit</th> <th>Read</th> <th>Ant</th> <th>Cable</th> <th>Preamp</th> <th>Aux</th> <th>APos</th> <th>TPos</th> <th>Remark</th> </tr> <tr> <th>Freq</th> <th>Level</th> <th>Line</th> <th>Margin</th> <th>Level</th> <th>Factor</th> <th>Loss</th> <th>Factor</th> <th>Factor</th> </tr> <tr> <th>MHz</th> <th>dBuV/m</th> <th>dBuV/m</th> <th>dB</th> <th>dBuV</th> <th>dB/m</th> <th>dB</th> <th>dB</th> <th>dB</th> </tr> </thead> <tbody> <tr> <td>1 11160.00</td> <td>45.46</td> <td>74.00</td> <td>-28.54</td> <td>58.13</td> <td>38.03</td> <td>16.15</td> <td>66.85</td> <td>0.00</td> <td>---</td> <td>---</td> <td>PEAK</td> </tr> </tbody> </table>	Limit	Read	Ant	Cable	Preamp	Aux	APos	TPos	Remark	Freq	Level	Line	Margin	Level	Factor	Loss	Factor	Factor	MHz	dBuV/m	dBuV/m	dB	dBuV	dB/m	dB	dB	dB	1 11160.00	45.46	74.00	-28.54	58.13	38.03	16.15	66.85	0.00	---	---	PEAK	<table border="1"> <thead> <tr> <th>Limit</th> <th>Read</th> <th>Ant</th> <th>Cable</th> <th>Preamp</th> <th>Aux</th> <th>APos</th> <th>TPos</th> <th>Remark</th> </tr> <tr> <th>Freq</th> <th>Level</th> <th>Line</th> <th>Margin</th> <th>Level</th> <th>Factor</th> <th>Loss</th> <th>Factor</th> <th>Factor</th> </tr> <tr> <th>MHz</th> <th>dBuV/m</th> <th>dBuV/m</th> <th>dB</th> <th>dBuV</th> <th>dB/m</th> <th>dB</th> <th>dB</th> <th>dB</th> </tr> </thead> <tbody> <tr> <td>1 11160.00</td> <td>45.46</td> <td>74.00</td> <td>-28.54</td> <td>58.13</td> <td>38.03</td> <td>16.15</td> <td>66.85</td> <td>0.00</td> <td>---</td> <td>---</td> <td>PEAK</td> </tr> </tbody> </table>	Limit	Read	Ant	Cable	Preamp	Aux	APos	TPos	Remark	Freq	Level	Line	Margin	Level	Factor	Loss	Factor	Factor	MHz	dBuV/m	dBuV/m	dB	dBuV	dB/m	dB	dB	dB	1 11160.00	45.46	74.00	-28.54	58.13	38.03	16.15	66.85	0.00	---	---	PEAK
Limit	Read	Ant	Cable	Preamp	Aux	APos	TPos	Remark																																																																								
Freq	Level	Line	Margin	Level	Factor	Loss	Factor	Factor																																																																								
MHz	dBuV/m	dBuV/m	dB	dBuV	dB/m	dB	dB	dB																																																																								
1 11160.00	45.46	74.00	-28.54	58.13	38.03	16.15	66.85	0.00	---	---	PEAK																																																																					
Limit	Read	Ant	Cable	Preamp	Aux	APos	TPos	Remark																																																																								
Freq	Level	Line	Margin	Level	Factor	Loss	Factor	Factor																																																																								
MHz	dBuV/m	dBuV/m	dB	dBuV	dB/m	dB	dB	dB																																																																								
1 11160.00	45.46	74.00	-28.54	58.13	38.03	16.15	66.85	0.00	---	---	PEAK																																																																					



Mode	9																																																																																																	
	Band Edge																																																																																																	
	U-NII-2C_5.47-5.725_802.11a_CH140_5700MHz																																																																																																	
ANT	1																																																																																																	
Pol.	Horizontal	Fundamental																																																																																																
Peak	<table border="1"> <thead> <tr> <th>Limit</th> <th>Read</th> <th>Ant</th> <th>Cable</th> <th>Preamp</th> <th>Aux</th> <th>APos</th> <th>TPos</th> </tr> <tr> <th>Freq</th> <th>Level</th> <th>Line</th> <th>Margin</th> <th>Level</th> <th>Factor</th> <th>Loss</th> <th>Factor</th> </tr> <tr> <th>MHz</th> <th>dBuV/m</th> <th>dBuV/m</th> <th>dB</th> <th>dBuV</th> <th>dB/m</th> <th>dB</th> <th>dB</th> </tr> </thead> <tbody> <tr> <td>1 5738.04</td> <td>49.86</td> <td>68.30</td> <td>-18.44</td> <td>41.81</td> <td>34.71</td> <td>11.19</td> <td>37.85</td> </tr> <tr> <td></td> <td></td> <td></td> <td></td> <td></td> <td></td> <td>0.00</td> <td>318</td> </tr> <tr> <td></td> <td></td> <td></td> <td></td> <td></td> <td></td> <td></td> <td>321 PEAK</td> </tr> </tbody> </table>	Limit	Read	Ant	Cable	Preamp	Aux	APos	TPos	Freq	Level	Line	Margin	Level	Factor	Loss	Factor	MHz	dBuV/m	dBuV/m	dB	dBuV	dB/m	dB	dB	1 5738.04	49.86	68.30	-18.44	41.81	34.71	11.19	37.85							0.00	318								321 PEAK	<table border="1"> <thead> <tr> <th>Limit</th> <th>Read</th> <th>Ant</th> <th>Cable</th> <th>Preamp</th> <th>Aux</th> <th>APos</th> <th>TPos</th> </tr> <tr> <th>Freq</th> <th>Level</th> <th>Line</th> <th>Margin</th> <th>Level</th> <th>Factor</th> <th>Loss</th> <th>Factor</th> </tr> <tr> <th>MHz</th> <th>dBuV/m</th> <th>dBuV/m</th> <th>dB</th> <th>dBuV</th> <th>dB/m</th> <th>dB</th> <th>dB</th> </tr> </thead> <tbody> <tr> <td>1 5700.00</td> <td>101.52</td> <td>68.30</td> <td>33.22</td> <td>92.90</td> <td>34.61</td> <td>11.14</td> <td>37.13</td> </tr> <tr> <td></td> <td></td> <td></td> <td></td> <td></td> <td></td> <td>0.00</td> <td>318</td> </tr> <tr> <td></td> <td></td> <td></td> <td></td> <td></td> <td></td> <td></td> <td>321 PEAK</td> </tr> </tbody> </table>	Limit	Read	Ant	Cable	Preamp	Aux	APos	TPos	Freq	Level	Line	Margin	Level	Factor	Loss	Factor	MHz	dBuV/m	dBuV/m	dB	dBuV	dB/m	dB	dB	1 5700.00	101.52	68.30	33.22	92.90	34.61	11.14	37.13							0.00	318								321 PEAK
Limit	Read	Ant	Cable	Preamp	Aux	APos	TPos																																																																																											
Freq	Level	Line	Margin	Level	Factor	Loss	Factor																																																																																											
MHz	dBuV/m	dBuV/m	dB	dBuV	dB/m	dB	dB																																																																																											
1 5738.04	49.86	68.30	-18.44	41.81	34.71	11.19	37.85																																																																																											
						0.00	318																																																																																											
							321 PEAK																																																																																											
Limit	Read	Ant	Cable	Preamp	Aux	APos	TPos																																																																																											
Freq	Level	Line	Margin	Level	Factor	Loss	Factor																																																																																											
MHz	dBuV/m	dBuV/m	dB	dBuV	dB/m	dB	dB																																																																																											
1 5700.00	101.52	68.30	33.22	92.90	34.61	11.14	37.13																																																																																											
						0.00	318																																																																																											
							321 PEAK																																																																																											
Avg	Blank	<table border="1"> <thead> <tr> <th>Limit</th> <th>Read</th> <th>Ant</th> <th>Cable</th> <th>Preamp</th> <th>Aux</th> <th>APos</th> <th>TPos</th> </tr> <tr> <th>Freq</th> <th>Level</th> <th>Line</th> <th>Margin</th> <th>Level</th> <th>Factor</th> <th>Loss</th> <th>Factor</th> </tr> <tr> <th>MHz</th> <th>dBuV/m</th> <th>dBuV/m</th> <th>dB</th> <th>dBuV</th> <th>dB/m</th> <th>dB</th> <th>dB</th> </tr> </thead> <tbody> <tr> <td>1 5700.00</td> <td>92.53</td> <td>68.30</td> <td>24.23</td> <td>83.91</td> <td>34.61</td> <td>11.14</td> <td>37.13</td> </tr> <tr> <td></td> <td></td> <td></td> <td></td> <td></td> <td></td> <td>0.00</td> <td>318</td> </tr> <tr> <td></td> <td></td> <td></td> <td></td> <td></td> <td></td> <td></td> <td>321 AVERAGE</td> </tr> </tbody> </table>	Limit	Read	Ant	Cable	Preamp	Aux	APos	TPos	Freq	Level	Line	Margin	Level	Factor	Loss	Factor	MHz	dBuV/m	dBuV/m	dB	dBuV	dB/m	dB	dB	1 5700.00	92.53	68.30	24.23	83.91	34.61	11.14	37.13							0.00	318								321 AVERAGE																																																
Limit	Read	Ant	Cable	Preamp	Aux	APos	TPos																																																																																											
Freq	Level	Line	Margin	Level	Factor	Loss	Factor																																																																																											
MHz	dBuV/m	dBuV/m	dB	dBuV	dB/m	dB	dB																																																																																											
1 5700.00	92.53	68.30	24.23	83.91	34.61	11.14	37.13																																																																																											
						0.00	318																																																																																											
							321 AVERAGE																																																																																											



Mode	9																																																																									
	Band Edge																																																																									
	U-NII-2C_5.47-5.725_802.11a_CH140_5700MHz																																																																									
ANT	1																																																																									
Pol.	Vertical	Fundamental																																																																								
Peak	<table border="1"> <thead> <tr> <th>Limit</th> <th>Read</th> <th>Ant</th> <th>Cable</th> <th>Preamp</th> <th>Aux</th> <th>APos</th> <th>TPos</th> </tr> <tr> <th>Freq</th> <th>Level</th> <th>Line</th> <th>Margin</th> <th>Level</th> <th>Factor</th> <th>Loss</th> <th>Factor</th> </tr> <tr> <th>MHz</th> <th>dBuV/m</th> <th>dBuV/m</th> <th>dB</th> <th>dBuV</th> <th>dB/m</th> <th>dB</th> <th>dB</th> </tr> </thead> <tbody> <tr> <td>1 5733.16</td> <td>55.75</td> <td>68.30</td> <td>-12.55</td> <td>47.62</td> <td>34.70</td> <td>11.19</td> <td>37.76</td> <td>0.00</td> <td>300</td> <td>360</td> <td>PEAK</td> </tr> </tbody> </table>	Limit	Read	Ant	Cable	Preamp	Aux	APos	TPos	Freq	Level	Line	Margin	Level	Factor	Loss	Factor	MHz	dBuV/m	dBuV/m	dB	dBuV	dB/m	dB	dB	1 5733.16	55.75	68.30	-12.55	47.62	34.70	11.19	37.76	0.00	300	360	PEAK	<table border="1"> <thead> <tr> <th>Limit</th> <th>Read</th> <th>Ant</th> <th>Cable</th> <th>Preamp</th> <th>Aux</th> <th>APos</th> <th>TPos</th> </tr> <tr> <th>Freq</th> <th>Level</th> <th>Line</th> <th>Margin</th> <th>Level</th> <th>Factor</th> <th>Loss</th> <th>Factor</th> </tr> <tr> <th>MHz</th> <th>dBuV/m</th> <th>dBuV/m</th> <th>dB</th> <th>dBuV</th> <th>dB/m</th> <th>dB</th> <th>dB</th> </tr> </thead> <tbody> <tr> <td>1 5700.00</td> <td>108.39</td> <td>68.30</td> <td>40.09</td> <td>99.86</td> <td>34.62</td> <td>11.15</td> <td>37.24</td> <td>0.00</td> <td>300</td> <td>360</td> <td>PEAK</td> </tr> </tbody> </table>	Limit	Read	Ant	Cable	Preamp	Aux	APos	TPos	Freq	Level	Line	Margin	Level	Factor	Loss	Factor	MHz	dBuV/m	dBuV/m	dB	dBuV	dB/m	dB	dB	1 5700.00	108.39	68.30	40.09	99.86	34.62	11.15	37.24	0.00	300	360	PEAK
Limit	Read	Ant	Cable	Preamp	Aux	APos	TPos																																																																			
Freq	Level	Line	Margin	Level	Factor	Loss	Factor																																																																			
MHz	dBuV/m	dBuV/m	dB	dBuV	dB/m	dB	dB																																																																			
1 5733.16	55.75	68.30	-12.55	47.62	34.70	11.19	37.76	0.00	300	360	PEAK																																																															
Limit	Read	Ant	Cable	Preamp	Aux	APos	TPos																																																																			
Freq	Level	Line	Margin	Level	Factor	Loss	Factor																																																																			
MHz	dBuV/m	dBuV/m	dB	dBuV	dB/m	dB	dB																																																																			
1 5700.00	108.39	68.30	40.09	99.86	34.62	11.15	37.24	0.00	300	360	PEAK																																																															
Avg	Blank	<table border="1"> <thead> <tr> <th>Limit</th> <th>Read</th> <th>Ant</th> <th>Cable</th> <th>Preamp</th> <th>Aux</th> <th>APos</th> <th>TPos</th> </tr> <tr> <th>Freq</th> <th>Level</th> <th>Line</th> <th>Margin</th> <th>Level</th> <th>Factor</th> <th>Loss</th> <th>Factor</th> </tr> <tr> <th>MHz</th> <th>dBuV/m</th> <th>dBuV/m</th> <th>dB</th> <th>dBuV</th> <th>dB/m</th> <th>dB</th> <th>dB</th> </tr> </thead> <tbody> <tr> <td>1 5700.00</td> <td>100.19</td> <td>68.30</td> <td>31.89</td> <td>91.57</td> <td>34.61</td> <td>11.14</td> <td>37.13</td> <td>0.00</td> <td>300</td> <td>360</td> <td>AVERAGE</td> </tr> </tbody> </table>	Limit	Read	Ant	Cable	Preamp	Aux	APos	TPos	Freq	Level	Line	Margin	Level	Factor	Loss	Factor	MHz	dBuV/m	dBuV/m	dB	dBuV	dB/m	dB	dB	1 5700.00	100.19	68.30	31.89	91.57	34.61	11.14	37.13	0.00	300	360	AVERAGE																																				
Limit	Read	Ant	Cable	Preamp	Aux	APos	TPos																																																																			
Freq	Level	Line	Margin	Level	Factor	Loss	Factor																																																																			
MHz	dBuV/m	dBuV/m	dB	dBuV	dB/m	dB	dB																																																																			
1 5700.00	100.19	68.30	31.89	91.57	34.61	11.14	37.13	0.00	300	360	AVERAGE																																																															



Mode	9																																																																																																																	
	Harmonic																																																																																																																	
	U-NII-2C_5.47-5.725_802.11a_CH140_5700MHz																																																																																																																	
ANT	1																																																																																																																	
Pol.	Horizontal	Vertical																																																																																																																
Peak Avg	<table border="1"> <thead> <tr> <th>Limit</th> <th>Read</th> <th>Ant</th> <th>Cable</th> <th>Preamp</th> <th>Aux</th> <th>APos</th> <th>TPos</th> </tr> <tr> <th>Freq</th> <th>Level</th> <th>Line</th> <th>Margin</th> <th>Level</th> <th>Factor</th> <th>Loss</th> <th>Factor</th> </tr> <tr> <th>MHz</th> <th>dBuV/m</th> <th>dBuV/m</th> <th>dB</th> <th>dBuV</th> <th>dB/m</th> <th>dB</th> <th>dB</th> </tr> </thead> <tbody> <tr> <td>1 11400.00</td> <td>44.86</td> <td>74.00</td> <td>-29.14</td> <td>57.11</td> <td>38.22</td> <td>16.30</td> <td>66.77</td> </tr> <tr> <td></td> <td></td> <td></td> <td></td> <td></td> <td></td> <td>0.00</td> <td>---</td> </tr> <tr> <td></td> <td></td> <td></td> <td></td> <td></td> <td></td> <td></td> <td>deg</td> </tr> <tr> <td></td> <td></td> <td></td> <td></td> <td></td> <td></td> <td></td> <td>--- PEAK</td> </tr> </tbody> </table>	Limit	Read	Ant	Cable	Preamp	Aux	APos	TPos	Freq	Level	Line	Margin	Level	Factor	Loss	Factor	MHz	dBuV/m	dBuV/m	dB	dBuV	dB/m	dB	dB	1 11400.00	44.86	74.00	-29.14	57.11	38.22	16.30	66.77							0.00	---								deg								--- PEAK	<table border="1"> <thead> <tr> <th>Limit</th> <th>Read</th> <th>Ant</th> <th>Cable</th> <th>Preamp</th> <th>Aux</th> <th>APos</th> <th>TPos</th> </tr> <tr> <th>Freq</th> <th>Level</th> <th>Line</th> <th>Margin</th> <th>Level</th> <th>Factor</th> <th>Loss</th> <th>Factor</th> </tr> <tr> <th>MHz</th> <th>dBuV/m</th> <th>dBuV/m</th> <th>dB</th> <th>dBuV</th> <th>dB/m</th> <th>dB</th> <th>dB</th> </tr> </thead> <tbody> <tr> <td>1 11400.00</td> <td>44.68</td> <td>74.00</td> <td>-29.32</td> <td>56.93</td> <td>38.22</td> <td>16.30</td> <td>66.77</td> </tr> <tr> <td></td> <td></td> <td></td> <td></td> <td></td> <td></td> <td>0.00</td> <td>---</td> </tr> <tr> <td></td> <td></td> <td></td> <td></td> <td></td> <td></td> <td></td> <td>deg</td> </tr> <tr> <td></td> <td></td> <td></td> <td></td> <td></td> <td></td> <td></td> <td>--- PEAK</td> </tr> </tbody> </table>	Limit	Read	Ant	Cable	Preamp	Aux	APos	TPos	Freq	Level	Line	Margin	Level	Factor	Loss	Factor	MHz	dBuV/m	dBuV/m	dB	dBuV	dB/m	dB	dB	1 11400.00	44.68	74.00	-29.32	56.93	38.22	16.30	66.77							0.00	---								deg								--- PEAK
Limit	Read	Ant	Cable	Preamp	Aux	APos	TPos																																																																																																											
Freq	Level	Line	Margin	Level	Factor	Loss	Factor																																																																																																											
MHz	dBuV/m	dBuV/m	dB	dBuV	dB/m	dB	dB																																																																																																											
1 11400.00	44.86	74.00	-29.14	57.11	38.22	16.30	66.77																																																																																																											
						0.00	---																																																																																																											
							deg																																																																																																											
							--- PEAK																																																																																																											
Limit	Read	Ant	Cable	Preamp	Aux	APos	TPos																																																																																																											
Freq	Level	Line	Margin	Level	Factor	Loss	Factor																																																																																																											
MHz	dBuV/m	dBuV/m	dB	dBuV	dB/m	dB	dB																																																																																																											
1 11400.00	44.68	74.00	-29.32	56.93	38.22	16.30	66.77																																																																																																											
						0.00	---																																																																																																											
							deg																																																																																																											
							--- PEAK																																																																																																											



Mode	10																																																																																	
	Band Edge																																																																																	
	U-NII-1_5.15-5.25_802.11ac VHT20_CH36_Full RU_5180MHz																																																																																	
ANT	1																																																																																	
Pol.	Horizontal	Fundamental																																																																																
Peak	<table border="1"> <thead> <tr> <th>Limit</th> <th>Read</th> <th>Ant</th> <th>Cable</th> <th>Preamp</th> <th>Aux</th> <th>APos</th> <th>TPos</th> <th>Remark</th> </tr> <tr> <th>Freq</th> <th>Level</th> <th>Line</th> <th>Margin</th> <th>Level</th> <th>Factor</th> <th>Loss</th> <th>Factor</th> <th>Factor</th> </tr> <tr> <th>MHz</th> <th>dBuV/m</th> <th>dBuV/m</th> <th>dB</th> <th>dBuV</th> <th>dB/m</th> <th>dB</th> <th>dB</th> <th>dB</th> </tr> </thead> <tbody> <tr> <td>1</td> <td>5137.10</td> <td>50.44</td> <td>74.00</td> <td>-23.56</td> <td>42.71</td> <td>34.21</td> <td>10.59</td> <td>37.07</td> <td>0.00</td> <td>141</td> <td>169</td> <td>PEAK</td> </tr> </tbody> </table>	Limit	Read	Ant	Cable	Preamp	Aux	APos	TPos	Remark	Freq	Level	Line	Margin	Level	Factor	Loss	Factor	Factor	MHz	dBuV/m	dBuV/m	dB	dBuV	dB/m	dB	dB	dB	1	5137.10	50.44	74.00	-23.56	42.71	34.21	10.59	37.07	0.00	141	169	PEAK	<table border="1"> <thead> <tr> <th>Limit</th> <th>Read</th> <th>Ant</th> <th>Cable</th> <th>Preamp</th> <th>Aux</th> <th>APos</th> <th>TPos</th> <th>Remark</th> </tr> <tr> <th>Freq</th> <th>Level</th> <th>Line</th> <th>Margin</th> <th>Level</th> <th>Factor</th> <th>Loss</th> <th>Factor</th> <th>Factor</th> </tr> <tr> <th>MHz</th> <th>dBuV/m</th> <th>dBuV/m</th> <th>dB</th> <th>dBuV</th> <th>dB/m</th> <th>dB</th> <th>dB</th> <th>dB</th> </tr> </thead> <tbody> <tr> <td>1</td> <td>5180.00</td> <td>97.07</td> <td>68.30</td> <td>28.77</td> <td>89.14</td> <td>34.28</td> <td>10.64</td> <td>36.99</td> <td>0.00</td> <td>141</td> <td>169</td> <td>PEAK</td> </tr> </tbody> </table>	Limit	Read	Ant	Cable	Preamp	Aux	APos	TPos	Remark	Freq	Level	Line	Margin	Level	Factor	Loss	Factor	Factor	MHz	dBuV/m	dBuV/m	dB	dBuV	dB/m	dB	dB	dB	1	5180.00	97.07	68.30	28.77	89.14	34.28	10.64	36.99	0.00	141	169	PEAK
	Limit	Read	Ant	Cable	Preamp	Aux	APos	TPos	Remark																																																																									
Freq	Level	Line	Margin	Level	Factor	Loss	Factor	Factor																																																																										
MHz	dBuV/m	dBuV/m	dB	dBuV	dB/m	dB	dB	dB																																																																										
1	5137.10	50.44	74.00	-23.56	42.71	34.21	10.59	37.07	0.00	141	169	PEAK																																																																						
Limit	Read	Ant	Cable	Preamp	Aux	APos	TPos	Remark																																																																										
Freq	Level	Line	Margin	Level	Factor	Loss	Factor	Factor																																																																										
MHz	dBuV/m	dBuV/m	dB	dBuV	dB/m	dB	dB	dB																																																																										
1	5180.00	97.07	68.30	28.77	89.14	34.28	10.64	36.99	0.00	141	169	PEAK																																																																						
Avg	<table border="1"> <thead> <tr> <th>Limit</th> <th>Read</th> <th>Ant</th> <th>Cable</th> <th>Preamp</th> <th>Aux</th> <th>APos</th> <th>TPos</th> <th>Remark</th> </tr> <tr> <th>Freq</th> <th>Level</th> <th>Line</th> <th>Margin</th> <th>Level</th> <th>Factor</th> <th>Loss</th> <th>Factor</th> <th>Factor</th> </tr> <tr> <th>MHz</th> <th>dBuV/m</th> <th>dBuV/m</th> <th>dB</th> <th>dBuV</th> <th>dB/m</th> <th>dB</th> <th>dB</th> <th>dB</th> </tr> </thead> <tbody> <tr> <td>1</td> <td>5140.00</td> <td>38.64</td> <td>54.00</td> <td>-15.36</td> <td>30.90</td> <td>34.21</td> <td>10.60</td> <td>37.07</td> <td>0.00</td> <td>141</td> <td>169</td> <td>AVERAGE</td> </tr> </tbody> </table>	Limit	Read	Ant	Cable	Preamp	Aux	APos	TPos	Remark	Freq	Level	Line	Margin	Level	Factor	Loss	Factor	Factor	MHz	dBuV/m	dBuV/m	dB	dBuV	dB/m	dB	dB	dB	1	5140.00	38.64	54.00	-15.36	30.90	34.21	10.60	37.07	0.00	141	169	AVERAGE	<table border="1"> <thead> <tr> <th>Limit</th> <th>Read</th> <th>Ant</th> <th>Cable</th> <th>Preamp</th> <th>Aux</th> <th>APos</th> <th>TPos</th> <th>Remark</th> </tr> <tr> <th>Freq</th> <th>Level</th> <th>Line</th> <th>Margin</th> <th>Level</th> <th>Factor</th> <th>Loss</th> <th>Factor</th> <th>Factor</th> </tr> <tr> <th>MHz</th> <th>dBuV/m</th> <th>dBuV/m</th> <th>dB</th> <th>dBuV</th> <th>dB/m</th> <th>dB</th> <th>dB</th> <th>dB</th> </tr> </thead> <tbody> <tr> <td>1</td> <td>5180.00</td> <td>88.95</td> <td>68.30</td> <td>20.65</td> <td>81.02</td> <td>34.28</td> <td>10.64</td> <td>36.99</td> <td>0.00</td> <td>141</td> <td>169</td> <td>AVERAGE</td> </tr> </tbody> </table>	Limit	Read	Ant	Cable	Preamp	Aux	APos	TPos	Remark	Freq	Level	Line	Margin	Level	Factor	Loss	Factor	Factor	MHz	dBuV/m	dBuV/m	dB	dBuV	dB/m	dB	dB	dB	1	5180.00	88.95	68.30	20.65	81.02	34.28	10.64	36.99	0.00	141	169	AVERAGE
Limit	Read	Ant	Cable	Preamp	Aux	APos	TPos	Remark																																																																										
Freq	Level	Line	Margin	Level	Factor	Loss	Factor	Factor																																																																										
MHz	dBuV/m	dBuV/m	dB	dBuV	dB/m	dB	dB	dB																																																																										
1	5140.00	38.64	54.00	-15.36	30.90	34.21	10.60	37.07	0.00	141	169	AVERAGE																																																																						
Limit	Read	Ant	Cable	Preamp	Aux	APos	TPos	Remark																																																																										
Freq	Level	Line	Margin	Level	Factor	Loss	Factor	Factor																																																																										
MHz	dBuV/m	dBuV/m	dB	dBuV	dB/m	dB	dB	dB																																																																										
1	5180.00	88.95	68.30	20.65	81.02	34.28	10.64	36.99	0.00	141	169	AVERAGE																																																																						



Mode	10																																																																											
	Band Edge																																																																											
	U-NII-1_5.15-5.25_802.11ac VHT20_CH36_Full RU_5180MHz																																																																											
ANT	1																																																																											
Pol.	Vertical	Fundamental																																																																										
Peak	<table border="1"> <thead> <tr> <th>Limit</th> <th>Read</th> <th>Ant</th> <th>Cable</th> <th>Preamp</th> <th>Aux</th> <th>APos</th> <th>TPos</th> </tr> <tr> <th>Freq</th> <th>Level</th> <th>Line</th> <th>Margin</th> <th>Level</th> <th>Factor</th> <th>Loss</th> <th>Factor</th> </tr> <tr> <th>MHz</th> <th>dBuV/m</th> <th>dBuV/m</th> <th>dB</th> <th>dBuV</th> <th>dB/m</th> <th>dB</th> <th>dB</th> </tr> </thead> <tbody> <tr> <td>1</td> <td>5124.00</td> <td>52.59</td> <td>74.00</td> <td>-21.41</td> <td>44.92</td> <td>34.19</td> <td>10.58</td> <td>37.10</td> <td>0.00</td> <td>100</td> <td>154</td> <td>PEAK</td> </tr> </tbody> </table>	Limit	Read	Ant	Cable	Preamp	Aux	APos	TPos	Freq	Level	Line	Margin	Level	Factor	Loss	Factor	MHz	dBuV/m	dBuV/m	dB	dBuV	dB/m	dB	dB	1	5124.00	52.59	74.00	-21.41	44.92	34.19	10.58	37.10	0.00	100	154	PEAK	<table border="1"> <thead> <tr> <th>Limit</th> <th>Read</th> <th>Ant</th> <th>Cable</th> <th>Preamp</th> <th>Aux</th> <th>APos</th> <th>TPos</th> </tr> <tr> <th>Freq</th> <th>Level</th> <th>Line</th> <th>Margin</th> <th>Level</th> <th>Factor</th> <th>Loss</th> <th>Factor</th> </tr> <tr> <th>MHz</th> <th>dBuV/m</th> <th>dBuV/m</th> <th>dB</th> <th>dBuV</th> <th>dB/m</th> <th>dB</th> <th>dB</th> </tr> </thead> <tbody> <tr> <td>1</td> <td>5180.00</td> <td>105.78</td> <td>68.30</td> <td>37.48</td> <td>97.85</td> <td>34.28</td> <td>10.64</td> <td>36.99</td> <td>0.00</td> <td>300</td> <td>182</td> <td>PEAK</td> </tr> </tbody> </table>	Limit	Read	Ant	Cable	Preamp	Aux	APos	TPos	Freq	Level	Line	Margin	Level	Factor	Loss	Factor	MHz	dBuV/m	dBuV/m	dB	dBuV	dB/m	dB	dB	1	5180.00	105.78	68.30	37.48	97.85	34.28	10.64	36.99	0.00	300	182	PEAK
	Limit	Read	Ant	Cable	Preamp	Aux	APos	TPos																																																																				
Freq	Level	Line	Margin	Level	Factor	Loss	Factor																																																																					
MHz	dBuV/m	dBuV/m	dB	dBuV	dB/m	dB	dB																																																																					
1	5124.00	52.59	74.00	-21.41	44.92	34.19	10.58	37.10	0.00	100	154	PEAK																																																																
Limit	Read	Ant	Cable	Preamp	Aux	APos	TPos																																																																					
Freq	Level	Line	Margin	Level	Factor	Loss	Factor																																																																					
MHz	dBuV/m	dBuV/m	dB	dBuV	dB/m	dB	dB																																																																					
1	5180.00	105.78	68.30	37.48	97.85	34.28	10.64	36.99	0.00	300	182	PEAK																																																																
Avg	<table border="1"> <thead> <tr> <th>Limit</th> <th>Read</th> <th>Ant</th> <th>Cable</th> <th>Preamp</th> <th>Aux</th> <th>APos</th> <th>TPos</th> </tr> <tr> <th>Freq</th> <th>Level</th> <th>Line</th> <th>Margin</th> <th>Level</th> <th>Factor</th> <th>Loss</th> <th>Factor</th> </tr> <tr> <th>MHz</th> <th>dBuV/m</th> <th>dBuV/m</th> <th>dB</th> <th>dBuV</th> <th>dB/m</th> <th>dB</th> <th>dB</th> </tr> </thead> <tbody> <tr> <td>1</td> <td>5149.50</td> <td>40.35</td> <td>54.00</td> <td>-13.65</td> <td>32.56</td> <td>34.23</td> <td>10.61</td> <td>37.05</td> <td>0.00</td> <td>300</td> <td>182</td> <td>AVERAGE</td> </tr> </tbody> </table>	Limit	Read	Ant	Cable	Preamp	Aux	APos	TPos	Freq	Level	Line	Margin	Level	Factor	Loss	Factor	MHz	dBuV/m	dBuV/m	dB	dBuV	dB/m	dB	dB	1	5149.50	40.35	54.00	-13.65	32.56	34.23	10.61	37.05	0.00	300	182	AVERAGE	<table border="1"> <thead> <tr> <th>Limit</th> <th>Read</th> <th>Ant</th> <th>Cable</th> <th>Preamp</th> <th>Aux</th> <th>APos</th> <th>TPos</th> </tr> <tr> <th>Freq</th> <th>Level</th> <th>Line</th> <th>Margin</th> <th>Level</th> <th>Factor</th> <th>Loss</th> <th>Factor</th> </tr> <tr> <th>MHz</th> <th>dBuV/m</th> <th>dBuV/m</th> <th>dB</th> <th>dBuV</th> <th>dB/m</th> <th>dB</th> <th>dB</th> </tr> </thead> <tbody> <tr> <td>1</td> <td>5180.00</td> <td>97.83</td> <td>68.30</td> <td>29.53</td> <td>89.90</td> <td>34.28</td> <td>10.64</td> <td>36.99</td> <td>0.00</td> <td>300</td> <td>182</td> <td>AVERAGE</td> </tr> </tbody> </table>	Limit	Read	Ant	Cable	Preamp	Aux	APos	TPos	Freq	Level	Line	Margin	Level	Factor	Loss	Factor	MHz	dBuV/m	dBuV/m	dB	dBuV	dB/m	dB	dB	1	5180.00	97.83	68.30	29.53	89.90	34.28	10.64	36.99	0.00	300	182	AVERAGE
Limit	Read	Ant	Cable	Preamp	Aux	APos	TPos																																																																					
Freq	Level	Line	Margin	Level	Factor	Loss	Factor																																																																					
MHz	dBuV/m	dBuV/m	dB	dBuV	dB/m	dB	dB																																																																					
1	5149.50	40.35	54.00	-13.65	32.56	34.23	10.61	37.05	0.00	300	182	AVERAGE																																																																
Limit	Read	Ant	Cable	Preamp	Aux	APos	TPos																																																																					
Freq	Level	Line	Margin	Level	Factor	Loss	Factor																																																																					
MHz	dBuV/m	dBuV/m	dB	dBuV	dB/m	dB	dB																																																																					
1	5180.00	97.83	68.30	29.53	89.90	34.28	10.64	36.99	0.00	300	182	AVERAGE																																																																





Mode	10																																																																																	
	Harmonic																																																																																	
	U-NII-1_5.15-5.25_802.11ac VHT20_CH36_Full RU_5180MHz																																																																																	
ANT	1																																																																																	
Pol.	Horizontal	Vertical																																																																																
Peak Avg	<table border="1"> <thead> <tr> <th>Limit</th> <th>Read</th> <th>Ant</th> <th>Cable</th> <th>Preamp</th> <th>Aux</th> <th>APos</th> <th>TPos</th> <th>Remark</th> </tr> <tr> <th>Freq</th> <th>Level</th> <th>Line</th> <th>Margin</th> <th>Level</th> <th>Factor</th> <th>Loss</th> <th>Factor</th> <th>Factor</th> </tr> <tr> <th>MHz</th> <th>dBuV/m</th> <th>dBuV/m</th> <th>dB</th> <th>dBuV</th> <th>dB/m</th> <th>dB</th> <th>dB</th> <th>cm</th> <th>deg</th> </tr> </thead> <tbody> <tr> <td>1 10360.00</td> <td>45.37</td> <td>68.30</td> <td>-22.93</td> <td>59.60</td> <td>37.46</td> <td>15.45</td> <td>67.14</td> <td>0.00</td> <td>---</td> <td>---</td> <td>PEAK</td> </tr> </tbody> </table>	Limit	Read	Ant	Cable	Preamp	Aux	APos	TPos	Remark	Freq	Level	Line	Margin	Level	Factor	Loss	Factor	Factor	MHz	dBuV/m	dBuV/m	dB	dBuV	dB/m	dB	dB	cm	deg	1 10360.00	45.37	68.30	-22.93	59.60	37.46	15.45	67.14	0.00	---	---	PEAK	<table border="1"> <thead> <tr> <th>Limit</th> <th>Read</th> <th>Ant</th> <th>Cable</th> <th>Preamp</th> <th>Aux</th> <th>APos</th> <th>TPos</th> <th>Remark</th> </tr> <tr> <th>Freq</th> <th>Level</th> <th>Line</th> <th>Margin</th> <th>Level</th> <th>Factor</th> <th>Loss</th> <th>Factor</th> <th>Factor</th> </tr> <tr> <th>MHz</th> <th>dBuV/m</th> <th>dBuV/m</th> <th>dB</th> <th>dBuV</th> <th>dB/m</th> <th>dB</th> <th>dB</th> <th>cm</th> <th>deg</th> </tr> </thead> <tbody> <tr> <td>1 10360.00</td> <td>45.50</td> <td>68.30</td> <td>-22.80</td> <td>59.73</td> <td>37.46</td> <td>15.45</td> <td>67.14</td> <td>0.00</td> <td>---</td> <td>---</td> <td>PEAK</td> </tr> </tbody> </table>	Limit	Read	Ant	Cable	Preamp	Aux	APos	TPos	Remark	Freq	Level	Line	Margin	Level	Factor	Loss	Factor	Factor	MHz	dBuV/m	dBuV/m	dB	dBuV	dB/m	dB	dB	cm	deg	1 10360.00	45.50	68.30	-22.80	59.73	37.46	15.45	67.14	0.00	---	---	PEAK
Limit	Read	Ant	Cable	Preamp	Aux	APos	TPos	Remark																																																																										
Freq	Level	Line	Margin	Level	Factor	Loss	Factor	Factor																																																																										
MHz	dBuV/m	dBuV/m	dB	dBuV	dB/m	dB	dB	cm	deg																																																																									
1 10360.00	45.37	68.30	-22.93	59.60	37.46	15.45	67.14	0.00	---	---	PEAK																																																																							
Limit	Read	Ant	Cable	Preamp	Aux	APos	TPos	Remark																																																																										
Freq	Level	Line	Margin	Level	Factor	Loss	Factor	Factor																																																																										
MHz	dBuV/m	dBuV/m	dB	dBuV	dB/m	dB	dB	cm	deg																																																																									
1 10360.00	45.50	68.30	-22.80	59.73	37.46	15.45	67.14	0.00	---	---	PEAK																																																																							



Mode	11																																																																																	
	Harmonic																																																																																	
	U-NII-1_5.15-5.25_802.11ac VHT20_CH44_Full RU_5220MHz																																																																																	
ANT	1																																																																																	
Pol.	Horizontal	Vertical																																																																																
Peak Avg	<table border="1"> <thead> <tr> <th>Limit</th> <th>Read</th> <th>Ant</th> <th>Cable</th> <th>Preamp</th> <th>Aux</th> <th>APos</th> <th>TPos</th> </tr> <tr> <th>Freq</th> <th>Level</th> <th>Line</th> <th>Margin</th> <th>Level</th> <th>Factor</th> <th>Loss</th> <th>Factor</th> </tr> <tr> <th>MHz</th> <th>dBuV/m</th> <th>dBuV/m</th> <th>dB</th> <th>dBuV</th> <th>dB/m</th> <th>dB</th> <th>dB</th> </tr> </thead> <tbody> <tr> <td>1 10440.00</td> <td>45.19</td> <td>68.30</td> <td>-23.11</td> <td>59.27</td> <td>37.51</td> <td>15.52</td> <td>67.11</td> </tr> <tr> <td></td> <td></td> <td></td> <td></td> <td>0.00</td> <td>---</td> <td>---</td> <td>PEAK</td> </tr> </tbody> </table>	Limit	Read	Ant	Cable	Preamp	Aux	APos	TPos	Freq	Level	Line	Margin	Level	Factor	Loss	Factor	MHz	dBuV/m	dBuV/m	dB	dBuV	dB/m	dB	dB	1 10440.00	45.19	68.30	-23.11	59.27	37.51	15.52	67.11					0.00	---	---	PEAK	<table border="1"> <thead> <tr> <th>Limit</th> <th>Read</th> <th>Ant</th> <th>Cable</th> <th>Preamp</th> <th>Aux</th> <th>APos</th> <th>TPos</th> </tr> <tr> <th>Freq</th> <th>Level</th> <th>Line</th> <th>Margin</th> <th>Level</th> <th>Factor</th> <th>Loss</th> <th>Factor</th> </tr> <tr> <th>MHz</th> <th>dBuV/m</th> <th>dBuV/m</th> <th>dB</th> <th>dBuV</th> <th>dB/m</th> <th>dB</th> <th>dB</th> </tr> </thead> <tbody> <tr> <td>1 10440.00</td> <td>45.13</td> <td>68.30</td> <td>-23.17</td> <td>59.21</td> <td>37.51</td> <td>15.52</td> <td>67.11</td> </tr> <tr> <td></td> <td></td> <td></td> <td></td> <td>0.00</td> <td>---</td> <td>---</td> <td>PEAK</td> </tr> </tbody> </table>	Limit	Read	Ant	Cable	Preamp	Aux	APos	TPos	Freq	Level	Line	Margin	Level	Factor	Loss	Factor	MHz	dBuV/m	dBuV/m	dB	dBuV	dB/m	dB	dB	1 10440.00	45.13	68.30	-23.17	59.21	37.51	15.52	67.11					0.00	---	---	PEAK
Limit	Read	Ant	Cable	Preamp	Aux	APos	TPos																																																																											
Freq	Level	Line	Margin	Level	Factor	Loss	Factor																																																																											
MHz	dBuV/m	dBuV/m	dB	dBuV	dB/m	dB	dB																																																																											
1 10440.00	45.19	68.30	-23.11	59.27	37.51	15.52	67.11																																																																											
				0.00	---	---	PEAK																																																																											
Limit	Read	Ant	Cable	Preamp	Aux	APos	TPos																																																																											
Freq	Level	Line	Margin	Level	Factor	Loss	Factor																																																																											
MHz	dBuV/m	dBuV/m	dB	dBuV	dB/m	dB	dB																																																																											
1 10440.00	45.13	68.30	-23.17	59.21	37.51	15.52	67.11																																																																											
				0.00	---	---	PEAK																																																																											



Mode	12																																																																																																	
	Harmonic																																																																																																	
	U-NII-1_5.15-5.25_802.11ac VHT20_CH48_Full RU_5240MHz																																																																																																	
ANT	1																																																																																																	
Pol.	Horizontal	Vertical																																																																																																
Peak Avg	<table border="1"> <thead> <tr> <th>Limit</th> <th>Read</th> <th>Ant</th> <th>Cable</th> <th>Preamp</th> <th>Aux</th> <th>APos</th> <th>TPos</th> </tr> <tr> <th>Freq</th> <th>Level</th> <th>Line</th> <th>Margin</th> <th>Level</th> <th>Factor</th> <th>Loss</th> <th>Factor</th> </tr> <tr> <th>MHz</th> <th>dBuV/m</th> <th>dBuV/m</th> <th>dB</th> <th>dBuV</th> <th>dB/m</th> <th>dB</th> <th>dB</th> </tr> </thead> <tbody> <tr> <td>1 10400.00</td> <td>44.60</td> <td>68.30</td> <td>-23.70</td> <td>58.60</td> <td>37.54</td> <td>15.56</td> <td>67.10</td> </tr> <tr> <td></td> <td></td> <td></td> <td></td> <td></td> <td>0.00</td> <td></td> <td>---</td> </tr> <tr> <td></td> <td></td> <td></td> <td></td> <td></td> <td></td> <td></td> <td>--- PEAK</td> </tr> </tbody> </table>	Limit	Read	Ant	Cable	Preamp	Aux	APos	TPos	Freq	Level	Line	Margin	Level	Factor	Loss	Factor	MHz	dBuV/m	dBuV/m	dB	dBuV	dB/m	dB	dB	1 10400.00	44.60	68.30	-23.70	58.60	37.54	15.56	67.10						0.00		---								--- PEAK	<table border="1"> <thead> <tr> <th>Limit</th> <th>Read</th> <th>Ant</th> <th>Cable</th> <th>Preamp</th> <th>Aux</th> <th>APos</th> <th>TPos</th> </tr> <tr> <th>Freq</th> <th>Level</th> <th>Line</th> <th>Margin</th> <th>Level</th> <th>Factor</th> <th>Loss</th> <th>Factor</th> </tr> <tr> <th>MHz</th> <th>dBuV/m</th> <th>dBuV/m</th> <th>dB</th> <th>dBuV</th> <th>dB/m</th> <th>dB</th> <th>dB</th> </tr> </thead> <tbody> <tr> <td>1 10400.00</td> <td>44.60</td> <td>68.30</td> <td>-23.70</td> <td>58.60</td> <td>37.54</td> <td>15.56</td> <td>67.10</td> </tr> <tr> <td></td> <td></td> <td></td> <td></td> <td></td> <td>0.00</td> <td></td> <td>---</td> </tr> <tr> <td></td> <td></td> <td></td> <td></td> <td></td> <td></td> <td></td> <td>--- PEAK</td> </tr> </tbody> </table>	Limit	Read	Ant	Cable	Preamp	Aux	APos	TPos	Freq	Level	Line	Margin	Level	Factor	Loss	Factor	MHz	dBuV/m	dBuV/m	dB	dBuV	dB/m	dB	dB	1 10400.00	44.60	68.30	-23.70	58.60	37.54	15.56	67.10						0.00		---								--- PEAK
Limit	Read	Ant	Cable	Preamp	Aux	APos	TPos																																																																																											
Freq	Level	Line	Margin	Level	Factor	Loss	Factor																																																																																											
MHz	dBuV/m	dBuV/m	dB	dBuV	dB/m	dB	dB																																																																																											
1 10400.00	44.60	68.30	-23.70	58.60	37.54	15.56	67.10																																																																																											
					0.00		---																																																																																											
							--- PEAK																																																																																											
Limit	Read	Ant	Cable	Preamp	Aux	APos	TPos																																																																																											
Freq	Level	Line	Margin	Level	Factor	Loss	Factor																																																																																											
MHz	dBuV/m	dBuV/m	dB	dBuV	dB/m	dB	dB																																																																																											
1 10400.00	44.60	68.30	-23.70	58.60	37.54	15.56	67.10																																																																																											
					0.00		---																																																																																											
							--- PEAK																																																																																											

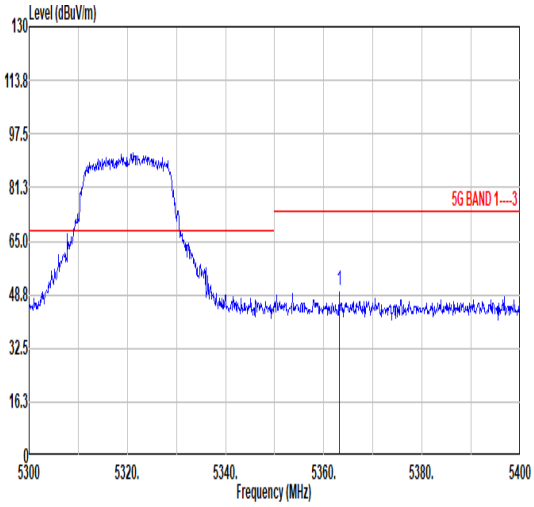
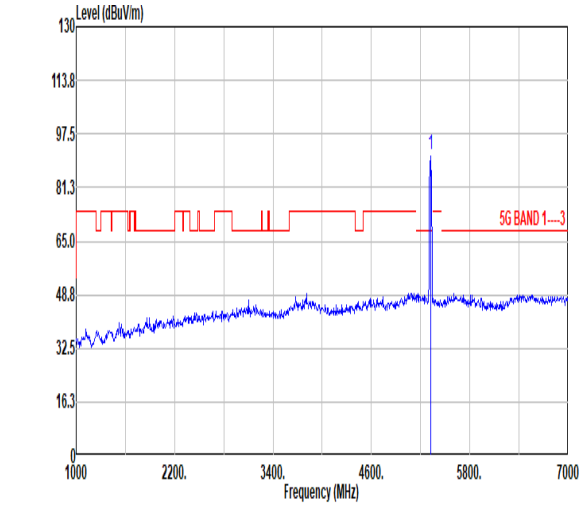
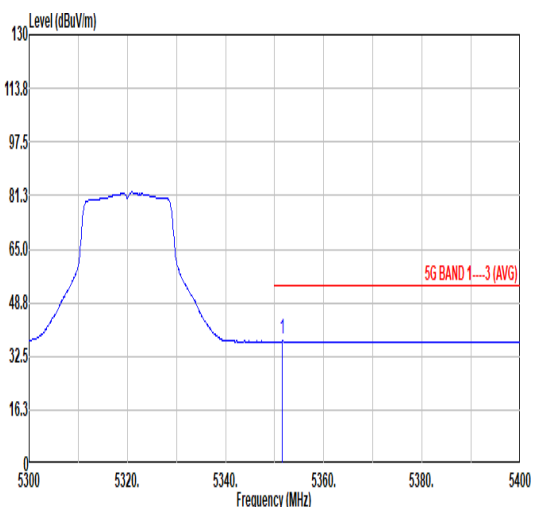
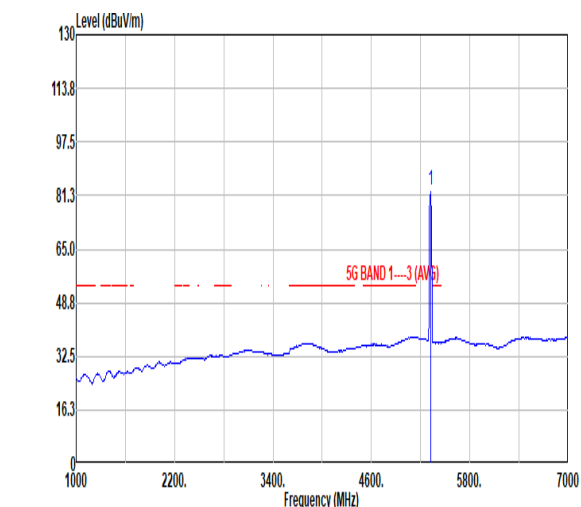


Mode	13																																																																																																																																	
	Harmonic																																																																																																																																	
	U-NII-2A_5.25-5.35_802.11ac VHT20_CH52_Full RU_5260MHz																																																																																																																																	
ANT	1																																																																																																																																	
Pol.	Horizontal	Vertical																																																																																																																																
Peak Avg	<table border="1"> <thead> <tr> <th>Limit</th> <th>Read</th> <th>Ant</th> <th>Cable</th> <th>Preamp</th> <th>Aux</th> <th>APos</th> <th>TPos</th> </tr> <tr> <th>Freq</th> <th>Level</th> <th>Line</th> <th>Margin</th> <th>Level</th> <th>Factor</th> <th>Loss</th> <th>Factor</th> </tr> <tr> <th>MHz</th> <th>dBuV/m</th> <th>dBuV/m</th> <th>dB</th> <th>dBuV</th> <th>dB/m</th> <th>dB</th> <th>dB</th> </tr> </thead> <tbody> <tr> <td>1 10520.00</td> <td>45.63</td> <td>68.30</td> <td>-22.67</td> <td>59.54</td> <td>37.57</td> <td>15.60</td> <td>67.00</td> </tr> <tr> <td></td> <td></td> <td></td> <td></td> <td>0.00</td> <td></td> <td></td> <td>---</td> </tr> <tr> <td></td> <td></td> <td></td> <td></td> <td></td> <td></td> <td></td> <td>deg</td> </tr> <tr> <td></td> <td></td> <td></td> <td></td> <td></td> <td></td> <td></td> <td>---</td> </tr> <tr> <td></td> <td></td> <td></td> <td></td> <td></td> <td></td> <td></td> <td>PEAK</td> </tr> </tbody> </table>	Limit	Read	Ant	Cable	Preamp	Aux	APos	TPos	Freq	Level	Line	Margin	Level	Factor	Loss	Factor	MHz	dBuV/m	dBuV/m	dB	dBuV	dB/m	dB	dB	1 10520.00	45.63	68.30	-22.67	59.54	37.57	15.60	67.00					0.00			---								deg								---								PEAK	<table border="1"> <thead> <tr> <th>Limit</th> <th>Read</th> <th>Ant</th> <th>Cable</th> <th>Preamp</th> <th>Aux</th> <th>APos</th> <th>TPos</th> </tr> <tr> <th>Freq</th> <th>Level</th> <th>Line</th> <th>Margin</th> <th>Level</th> <th>Factor</th> <th>Loss</th> <th>Factor</th> </tr> <tr> <th>MHz</th> <th>dBuV/m</th> <th>dBuV/m</th> <th>dB</th> <th>dBuV</th> <th>dB/m</th> <th>dB</th> <th>dB</th> </tr> </thead> <tbody> <tr> <td>1 10520.00</td> <td>44.92</td> <td>68.30</td> <td>-23.38</td> <td>58.83</td> <td>37.57</td> <td>15.60</td> <td>67.00</td> </tr> <tr> <td></td> <td></td> <td></td> <td></td> <td>0.00</td> <td></td> <td></td> <td>---</td> </tr> <tr> <td></td> <td></td> <td></td> <td></td> <td></td> <td></td> <td></td> <td>deg</td> </tr> <tr> <td></td> <td></td> <td></td> <td></td> <td></td> <td></td> <td></td> <td>---</td> </tr> <tr> <td></td> <td></td> <td></td> <td></td> <td></td> <td></td> <td></td> <td>PEAK</td> </tr> </tbody> </table>	Limit	Read	Ant	Cable	Preamp	Aux	APos	TPos	Freq	Level	Line	Margin	Level	Factor	Loss	Factor	MHz	dBuV/m	dBuV/m	dB	dBuV	dB/m	dB	dB	1 10520.00	44.92	68.30	-23.38	58.83	37.57	15.60	67.00					0.00			---								deg								---								PEAK
Limit	Read	Ant	Cable	Preamp	Aux	APos	TPos																																																																																																																											
Freq	Level	Line	Margin	Level	Factor	Loss	Factor																																																																																																																											
MHz	dBuV/m	dBuV/m	dB	dBuV	dB/m	dB	dB																																																																																																																											
1 10520.00	45.63	68.30	-22.67	59.54	37.57	15.60	67.00																																																																																																																											
				0.00			---																																																																																																																											
							deg																																																																																																																											
							---																																																																																																																											
							PEAK																																																																																																																											
Limit	Read	Ant	Cable	Preamp	Aux	APos	TPos																																																																																																																											
Freq	Level	Line	Margin	Level	Factor	Loss	Factor																																																																																																																											
MHz	dBuV/m	dBuV/m	dB	dBuV	dB/m	dB	dB																																																																																																																											
1 10520.00	44.92	68.30	-23.38	58.83	37.57	15.60	67.00																																																																																																																											
				0.00			---																																																																																																																											
							deg																																																																																																																											
							---																																																																																																																											
							PEAK																																																																																																																											



Mode	14																																																																																	
	Harmonic																																																																																	
	U-NII-2A_5.25-5.35_802.11ac VHT20_CH60_Full RU_5300MHz																																																																																	
ANT	1																																																																																	
Pol.	Horizontal	Vertical																																																																																
Peak Avg	<table border="1"> <thead> <tr> <th>Limit</th> <th>Read</th> <th>Ant</th> <th>Cable</th> <th>Preamp</th> <th>Aux</th> <th>APos</th> <th>TPos</th> <th>Remark</th> </tr> <tr> <th>Freq</th> <th>Level</th> <th>Line</th> <th>Margin</th> <th>Level</th> <th>Factor</th> <th>Loss</th> <th>Factor</th> <th>Factor</th> </tr> <tr> <th>MHz</th> <th>dBuV/m</th> <th>dBuV/m</th> <th>dB</th> <th>dBuV</th> <th>dB/m</th> <th>dB</th> <th>dB</th> <th>cm</th> <th>deg</th> </tr> </thead> <tbody> <tr> <td>1 10600.00</td> <td>44.35</td> <td>74.00</td> <td>-29.65</td> <td>58.11</td> <td>37.62</td> <td>15.67</td> <td>67.05</td> <td>0.00</td> <td>---</td> <td>---</td> <td>PEAK</td> </tr> </tbody> </table>	Limit	Read	Ant	Cable	Preamp	Aux	APos	TPos	Remark	Freq	Level	Line	Margin	Level	Factor	Loss	Factor	Factor	MHz	dBuV/m	dBuV/m	dB	dBuV	dB/m	dB	dB	cm	deg	1 10600.00	44.35	74.00	-29.65	58.11	37.62	15.67	67.05	0.00	---	---	PEAK	<table border="1"> <thead> <tr> <th>Limit</th> <th>Read</th> <th>Ant</th> <th>Cable</th> <th>Preamp</th> <th>Aux</th> <th>APos</th> <th>TPos</th> <th>Remark</th> </tr> <tr> <th>Freq</th> <th>Level</th> <th>Line</th> <th>Margin</th> <th>Level</th> <th>Factor</th> <th>Loss</th> <th>Factor</th> <th>Factor</th> </tr> <tr> <th>MHz</th> <th>dBuV/m</th> <th>dBuV/m</th> <th>dB</th> <th>dBuV</th> <th>dB/m</th> <th>dB</th> <th>dB</th> <th>cm</th> <th>deg</th> </tr> </thead> <tbody> <tr> <td>1 10600.00</td> <td>43.72</td> <td>74.00</td> <td>-30.28</td> <td>57.48</td> <td>37.62</td> <td>15.67</td> <td>67.05</td> <td>0.00</td> <td>---</td> <td>---</td> <td>PEAK</td> </tr> </tbody> </table>	Limit	Read	Ant	Cable	Preamp	Aux	APos	TPos	Remark	Freq	Level	Line	Margin	Level	Factor	Loss	Factor	Factor	MHz	dBuV/m	dBuV/m	dB	dBuV	dB/m	dB	dB	cm	deg	1 10600.00	43.72	74.00	-30.28	57.48	37.62	15.67	67.05	0.00	---	---	PEAK
Limit	Read	Ant	Cable	Preamp	Aux	APos	TPos	Remark																																																																										
Freq	Level	Line	Margin	Level	Factor	Loss	Factor	Factor																																																																										
MHz	dBuV/m	dBuV/m	dB	dBuV	dB/m	dB	dB	cm	deg																																																																									
1 10600.00	44.35	74.00	-29.65	58.11	37.62	15.67	67.05	0.00	---	---	PEAK																																																																							
Limit	Read	Ant	Cable	Preamp	Aux	APos	TPos	Remark																																																																										
Freq	Level	Line	Margin	Level	Factor	Loss	Factor	Factor																																																																										
MHz	dBuV/m	dBuV/m	dB	dBuV	dB/m	dB	dB	cm	deg																																																																									
1 10600.00	43.72	74.00	-30.28	57.48	37.62	15.67	67.05	0.00	---	---	PEAK																																																																							



Mode	15																																																																																									
	Band Edge																																																																																									
	U-NII-2A_5.25-5.35_802.11ac_VHT20_CH64_Full_RU_5320MHz																																																																																									
ANT	1																																																																																									
Pol.	Horizontal	Fundamental																																																																																								
Peak	 <table border="1" data-bbox="263 1120 782 1243"> <thead> <tr> <th>Limit</th> <th>Read</th> <th>Ant</th> <th>Cable</th> <th>Preamp</th> <th>Aux</th> <th>APos</th> <th>TPos</th> <th colspan="2">Remark</th> </tr> <tr> <th>Freq</th> <th>Level</th> <th>Line</th> <th>Margin</th> <th>Level</th> <th>Factor</th> <th>Loss</th> <th>Factor</th> <th>Factor</th> <th></th> </tr> <tr> <th>MHz</th> <th>dBuV/m</th> <th>dBuV/m</th> <th>dB</th> <th>dBuV</th> <th>dB/m</th> <th>dB</th> <th>dB</th> <th>dB</th> <th>cm</th> <th>deg</th> </tr> </thead> <tbody> <tr> <td>1</td> <td>5363.10</td> <td>49.94</td> <td>74.00</td> <td>-24.06</td> <td>41.30</td> <td>34.54</td> <td>10.75</td> <td>36.65</td> <td>0.00</td> <td>300</td> <td>186</td> <td>PEAK</td> </tr> </tbody> </table>	Limit	Read	Ant	Cable	Preamp	Aux	APos	TPos	Remark		Freq	Level	Line	Margin	Level	Factor	Loss	Factor	Factor		MHz	dBuV/m	dBuV/m	dB	dBuV	dB/m	dB	dB	dB	cm	deg	1	5363.10	49.94	74.00	-24.06	41.30	34.54	10.75	36.65	0.00	300	186	PEAK	 <table border="1" data-bbox="861 1120 1420 1243"> <thead> <tr> <th>Limit</th> <th>Read</th> <th>Ant</th> <th>Cable</th> <th>Preamp</th> <th>Aux</th> <th>APos</th> <th>TPos</th> <th colspan="2">Remark</th> </tr> <tr> <th>Freq</th> <th>Level</th> <th>Line</th> <th>Margin</th> <th>Level</th> <th>Factor</th> <th>Loss</th> <th>Factor</th> <th>Factor</th> <th></th> </tr> <tr> <th>MHz</th> <th>dBuV/m</th> <th>dBuV/m</th> <th>dB</th> <th>dBuV</th> <th>dB/m</th> <th>dB</th> <th>dB</th> <th>dB</th> <th>cm</th> <th>deg</th> </tr> </thead> <tbody> <tr> <td>1</td> <td>5320.00</td> <td>91.04</td> <td>68.30</td> <td>22.74</td> <td>82.56</td> <td>34.48</td> <td>10.73</td> <td>36.73</td> <td>0.00</td> <td>300</td> <td>186</td> <td>PEAK</td> </tr> </tbody> </table>	Limit	Read	Ant	Cable	Preamp	Aux	APos	TPos	Remark		Freq	Level	Line	Margin	Level	Factor	Loss	Factor	Factor		MHz	dBuV/m	dBuV/m	dB	dBuV	dB/m	dB	dB	dB	cm	deg	1	5320.00	91.04	68.30	22.74	82.56	34.48	10.73	36.73	0.00	300	186	PEAK
	Limit	Read	Ant	Cable	Preamp	Aux	APos	TPos	Remark																																																																																	
Freq	Level	Line	Margin	Level	Factor	Loss	Factor	Factor																																																																																		
MHz	dBuV/m	dBuV/m	dB	dBuV	dB/m	dB	dB	dB	cm	deg																																																																																
1	5363.10	49.94	74.00	-24.06	41.30	34.54	10.75	36.65	0.00	300	186	PEAK																																																																														
Limit	Read	Ant	Cable	Preamp	Aux	APos	TPos	Remark																																																																																		
Freq	Level	Line	Margin	Level	Factor	Loss	Factor	Factor																																																																																		
MHz	dBuV/m	dBuV/m	dB	dBuV	dB/m	dB	dB	dB	cm	deg																																																																																
1	5320.00	91.04	68.30	22.74	82.56	34.48	10.73	36.73	0.00	300	186	PEAK																																																																														
Avg	 <table border="1" data-bbox="263 1792 782 1915"> <thead> <tr> <th>Limit</th> <th>Read</th> <th>Ant</th> <th>Cable</th> <th>Preamp</th> <th>Aux</th> <th>APos</th> <th>TPos</th> <th colspan="2">Remark</th> </tr> <tr> <th>Freq</th> <th>Level</th> <th>Line</th> <th>Margin</th> <th>Level</th> <th>Factor</th> <th>Loss</th> <th>Factor</th> <th>Factor</th> <th></th> </tr> <tr> <th>MHz</th> <th>dBuV/m</th> <th>dBuV/m</th> <th>dB</th> <th>dBuV</th> <th>dB/m</th> <th>dB</th> <th>dB</th> <th>dB</th> <th>cm</th> <th>deg</th> </tr> </thead> <tbody> <tr> <td>1</td> <td>5351.60</td> <td>37.86</td> <td>54.00</td> <td>-16.14</td> <td>29.26</td> <td>34.52</td> <td>10.75</td> <td>36.67</td> <td>0.00</td> <td>300</td> <td>186</td> <td>AVERAGE</td> </tr> </tbody> </table>	Limit	Read	Ant	Cable	Preamp	Aux	APos	TPos	Remark		Freq	Level	Line	Margin	Level	Factor	Loss	Factor	Factor		MHz	dBuV/m	dBuV/m	dB	dBuV	dB/m	dB	dB	dB	cm	deg	1	5351.60	37.86	54.00	-16.14	29.26	34.52	10.75	36.67	0.00	300	186	AVERAGE	 <table border="1" data-bbox="861 1792 1420 1915"> <thead> <tr> <th>Limit</th> <th>Read</th> <th>Ant</th> <th>Cable</th> <th>Preamp</th> <th>Aux</th> <th>APos</th> <th>TPos</th> <th colspan="2">Remark</th> </tr> <tr> <th>Freq</th> <th>Level</th> <th>Line</th> <th>Margin</th> <th>Level</th> <th>Factor</th> <th>Loss</th> <th>Factor</th> <th>Factor</th> <th></th> </tr> <tr> <th>MHz</th> <th>dBuV/m</th> <th>dBuV/m</th> <th>dB</th> <th>dBuV</th> <th>dB/m</th> <th>dB</th> <th>dB</th> <th>dB</th> <th>cm</th> <th>deg</th> </tr> </thead> <tbody> <tr> <td>1</td> <td>5320.00</td> <td>83.02</td> <td>68.30</td> <td>14.72</td> <td>74.54</td> <td>34.48</td> <td>10.73</td> <td>36.73</td> <td>0.00</td> <td>300</td> <td>186</td> <td>AVERAGE</td> </tr> </tbody> </table>	Limit	Read	Ant	Cable	Preamp	Aux	APos	TPos	Remark		Freq	Level	Line	Margin	Level	Factor	Loss	Factor	Factor		MHz	dBuV/m	dBuV/m	dB	dBuV	dB/m	dB	dB	dB	cm	deg	1	5320.00	83.02	68.30	14.72	74.54	34.48	10.73	36.73	0.00	300	186	AVERAGE
Limit	Read	Ant	Cable	Preamp	Aux	APos	TPos	Remark																																																																																		
Freq	Level	Line	Margin	Level	Factor	Loss	Factor	Factor																																																																																		
MHz	dBuV/m	dBuV/m	dB	dBuV	dB/m	dB	dB	dB	cm	deg																																																																																
1	5351.60	37.86	54.00	-16.14	29.26	34.52	10.75	36.67	0.00	300	186	AVERAGE																																																																														
Limit	Read	Ant	Cable	Preamp	Aux	APos	TPos	Remark																																																																																		
Freq	Level	Line	Margin	Level	Factor	Loss	Factor	Factor																																																																																		
MHz	dBuV/m	dBuV/m	dB	dBuV	dB/m	dB	dB	dB	cm	deg																																																																																
1	5320.00	83.02	68.30	14.72	74.54	34.48	10.73	36.73	0.00	300	186	AVERAGE																																																																														



Mode	15																																																																																	
	Band Edge																																																																																	
	U-NII-2A_5.25-5.35_802.11ac_VHT20_CH64_Full RU_5320MHz																																																																																	
ANT	1																																																																																	
Pol.	Vertical	Fundamental																																																																																
Peak	<table border="1"> <thead> <tr> <th>Limit</th> <th>Read</th> <th>Ant</th> <th>Cable</th> <th>Preamp</th> <th>Aux</th> <th>APos</th> <th>TPos</th> <th>Remark</th> </tr> <tr> <th>Freq</th> <th>Level</th> <th>Line</th> <th>Margin</th> <th>Level</th> <th>Factor</th> <th>Loss</th> <th>Factor</th> <th>Factor</th> </tr> <tr> <th>MHz</th> <th>dBuV/m</th> <th>dBuV/m</th> <th>dB</th> <th>dBuV</th> <th>dB/m</th> <th>dB</th> <th>dB</th> <th>dB</th> </tr> </thead> <tbody> <tr> <td>1</td> <td>5356.10</td> <td>52.37</td> <td>74.00</td> <td>-21.63</td> <td>43.75</td> <td>34.53</td> <td>10.75</td> <td>36.66</td> <td>0.00</td> <td>326</td> <td>100</td> <td>PEAK</td> </tr> </tbody> </table>	Limit	Read	Ant	Cable	Preamp	Aux	APos	TPos	Remark	Freq	Level	Line	Margin	Level	Factor	Loss	Factor	Factor	MHz	dBuV/m	dBuV/m	dB	dBuV	dB/m	dB	dB	dB	1	5356.10	52.37	74.00	-21.63	43.75	34.53	10.75	36.66	0.00	326	100	PEAK	<table border="1"> <thead> <tr> <th>Limit</th> <th>Read</th> <th>Ant</th> <th>Cable</th> <th>Preamp</th> <th>Aux</th> <th>APos</th> <th>TPos</th> <th>Remark</th> </tr> <tr> <th>Freq</th> <th>Level</th> <th>Line</th> <th>Margin</th> <th>Level</th> <th>Factor</th> <th>Loss</th> <th>Factor</th> <th>Factor</th> </tr> <tr> <th>MHz</th> <th>dBuV/m</th> <th>dBuV/m</th> <th>dB</th> <th>dBuV</th> <th>dB/m</th> <th>dB</th> <th>dB</th> <th>dB</th> </tr> </thead> <tbody> <tr> <td>1</td> <td>5320.00</td> <td>105.21</td> <td>68.30</td> <td>36.91</td> <td>96.73</td> <td>34.48</td> <td>10.73</td> <td>36.73</td> <td>0.00</td> <td>326</td> <td>100</td> <td>PEAK</td> </tr> </tbody> </table>	Limit	Read	Ant	Cable	Preamp	Aux	APos	TPos	Remark	Freq	Level	Line	Margin	Level	Factor	Loss	Factor	Factor	MHz	dBuV/m	dBuV/m	dB	dBuV	dB/m	dB	dB	dB	1	5320.00	105.21	68.30	36.91	96.73	34.48	10.73	36.73	0.00	326	100	PEAK
	Limit	Read	Ant	Cable	Preamp	Aux	APos	TPos	Remark																																																																									
Freq	Level	Line	Margin	Level	Factor	Loss	Factor	Factor																																																																										
MHz	dBuV/m	dBuV/m	dB	dBuV	dB/m	dB	dB	dB																																																																										
1	5356.10	52.37	74.00	-21.63	43.75	34.53	10.75	36.66	0.00	326	100	PEAK																																																																						
Limit	Read	Ant	Cable	Preamp	Aux	APos	TPos	Remark																																																																										
Freq	Level	Line	Margin	Level	Factor	Loss	Factor	Factor																																																																										
MHz	dBuV/m	dBuV/m	dB	dBuV	dB/m	dB	dB	dB																																																																										
1	5320.00	105.21	68.30	36.91	96.73	34.48	10.73	36.73	0.00	326	100	PEAK																																																																						
Avg	<table border="1"> <thead> <tr> <th>Limit</th> <th>Read</th> <th>Ant</th> <th>Cable</th> <th>Preamp</th> <th>Aux</th> <th>APos</th> <th>TPos</th> <th>Remark</th> </tr> <tr> <th>Freq</th> <th>Level</th> <th>Line</th> <th>Margin</th> <th>Level</th> <th>Factor</th> <th>Loss</th> <th>Factor</th> <th>Factor</th> </tr> <tr> <th>MHz</th> <th>dBuV/m</th> <th>dBuV/m</th> <th>dB</th> <th>dBuV</th> <th>dB/m</th> <th>dB</th> <th>dB</th> <th>dB</th> </tr> </thead> <tbody> <tr> <td>1</td> <td>5351.80</td> <td>41.52</td> <td>54.00</td> <td>-12.48</td> <td>32.92</td> <td>34.52</td> <td>10.75</td> <td>36.67</td> <td>0.00</td> <td>326</td> <td>100</td> <td>AVERAGE</td> </tr> </tbody> </table>	Limit	Read	Ant	Cable	Preamp	Aux	APos	TPos	Remark	Freq	Level	Line	Margin	Level	Factor	Loss	Factor	Factor	MHz	dBuV/m	dBuV/m	dB	dBuV	dB/m	dB	dB	dB	1	5351.80	41.52	54.00	-12.48	32.92	34.52	10.75	36.67	0.00	326	100	AVERAGE	<table border="1"> <thead> <tr> <th>Limit</th> <th>Read</th> <th>Ant</th> <th>Cable</th> <th>Preamp</th> <th>Aux</th> <th>APos</th> <th>TPos</th> <th>Remark</th> </tr> <tr> <th>Freq</th> <th>Level</th> <th>Line</th> <th>Margin</th> <th>Level</th> <th>Factor</th> <th>Loss</th> <th>Factor</th> <th>Factor</th> </tr> <tr> <th>MHz</th> <th>dBuV/m</th> <th>dBuV/m</th> <th>dB</th> <th>dBuV</th> <th>dB/m</th> <th>dB</th> <th>dB</th> <th>dB</th> </tr> </thead> <tbody> <tr> <td>1</td> <td>5320.00</td> <td>95.41</td> <td>68.30</td> <td>27.11</td> <td>86.93</td> <td>34.48</td> <td>10.73</td> <td>36.73</td> <td>0.00</td> <td>326</td> <td>100</td> <td>AVERAGE</td> </tr> </tbody> </table>	Limit	Read	Ant	Cable	Preamp	Aux	APos	TPos	Remark	Freq	Level	Line	Margin	Level	Factor	Loss	Factor	Factor	MHz	dBuV/m	dBuV/m	dB	dBuV	dB/m	dB	dB	dB	1	5320.00	95.41	68.30	27.11	86.93	34.48	10.73	36.73	0.00	326	100	AVERAGE
Limit	Read	Ant	Cable	Preamp	Aux	APos	TPos	Remark																																																																										
Freq	Level	Line	Margin	Level	Factor	Loss	Factor	Factor																																																																										
MHz	dBuV/m	dBuV/m	dB	dBuV	dB/m	dB	dB	dB																																																																										
1	5351.80	41.52	54.00	-12.48	32.92	34.52	10.75	36.67	0.00	326	100	AVERAGE																																																																						
Limit	Read	Ant	Cable	Preamp	Aux	APos	TPos	Remark																																																																										
Freq	Level	Line	Margin	Level	Factor	Loss	Factor	Factor																																																																										
MHz	dBuV/m	dBuV/m	dB	dBuV	dB/m	dB	dB	dB																																																																										
1	5320.00	95.41	68.30	27.11	86.93	34.48	10.73	36.73	0.00	326	100	AVERAGE																																																																						



Mode	15																																																																																													
	Harmonic																																																																																													
	U-NII-2A_5.25-5.35_802.11ac_VHT20_CH64_Full_RU_5320MHz																																																																																													
ANT	1																																																																																													
Pol.	Horizontal	Vertical																																																																																												
Peak Avg	<table border="1"> <thead> <tr> <th>Limit</th> <th>Read</th> <th>Ant</th> <th>Cable</th> <th>Preamp</th> <th>Aux</th> <th>APos</th> <th>TPos</th> <th>Remark</th> </tr> <tr> <th>Freq</th> <th>Level</th> <th>Line</th> <th>Margin</th> <th>Level</th> <th>Factor</th> <th>Loss</th> <th>Factor</th> <th>Factor</th> </tr> <tr> <th>MHz</th> <th>dBuV/m</th> <th>dBuV/m</th> <th>dB</th> <th>dBuV</th> <th>dB/m</th> <th>dB</th> <th>dB</th> <th>cm</th> <th>deg</th> </tr> </thead> <tbody> <tr> <td>1 10640.00</td> <td>43.53</td> <td>74.00</td> <td>-30.47</td> <td>57.21</td> <td>37.65</td> <td>15.71</td> <td>67.04</td> <td>0.00</td> <td>---</td> <td>---</td> <td>PEAK</td> </tr> </tbody> </table>	Limit	Read	Ant	Cable	Preamp	Aux	APos	TPos	Remark	Freq	Level	Line	Margin	Level	Factor	Loss	Factor	Factor	MHz	dBuV/m	dBuV/m	dB	dBuV	dB/m	dB	dB	cm	deg	1 10640.00	43.53	74.00	-30.47	57.21	37.65	15.71	67.04	0.00	---	---	PEAK	<table border="1"> <thead> <tr> <th>Limit</th> <th>Read</th> <th>Ant</th> <th>Cable</th> <th>Preamp</th> <th>Aux</th> <th>APos</th> <th>TPos</th> <th>Remark</th> </tr> <tr> <th>Freq</th> <th>Level</th> <th>Line</th> <th>Margin</th> <th>Level</th> <th>Factor</th> <th>Loss</th> <th>Factor</th> <th>Factor</th> </tr> <tr> <th>MHz</th> <th>dBuV/m</th> <th>dBuV/m</th> <th>dB</th> <th>dBuV</th> <th>dB/m</th> <th>dB</th> <th>dB</th> <th>cm</th> <th>deg</th> </tr> </thead> <tbody> <tr> <td>1 7093.50</td> <td>48.10</td> <td>68.30</td> <td>-20.20</td> <td>65.75</td> <td>35.72</td> <td>12.58</td> <td>65.95</td> <td>0.00</td> <td>---</td> <td>---</td> <td>Peak</td> </tr> <tr> <td>2 10640.00</td> <td>43.44</td> <td>74.00</td> <td>-30.56</td> <td>57.12</td> <td>37.65</td> <td>15.71</td> <td>67.04</td> <td>0.00</td> <td>---</td> <td>---</td> <td>PEAK</td> </tr> </tbody> </table>	Limit	Read	Ant	Cable	Preamp	Aux	APos	TPos	Remark	Freq	Level	Line	Margin	Level	Factor	Loss	Factor	Factor	MHz	dBuV/m	dBuV/m	dB	dBuV	dB/m	dB	dB	cm	deg	1 7093.50	48.10	68.30	-20.20	65.75	35.72	12.58	65.95	0.00	---	---	Peak	2 10640.00	43.44	74.00	-30.56	57.12	37.65	15.71	67.04	0.00	---	---	PEAK
Limit	Read	Ant	Cable	Preamp	Aux	APos	TPos	Remark																																																																																						
Freq	Level	Line	Margin	Level	Factor	Loss	Factor	Factor																																																																																						
MHz	dBuV/m	dBuV/m	dB	dBuV	dB/m	dB	dB	cm	deg																																																																																					
1 10640.00	43.53	74.00	-30.47	57.21	37.65	15.71	67.04	0.00	---	---	PEAK																																																																																			
Limit	Read	Ant	Cable	Preamp	Aux	APos	TPos	Remark																																																																																						
Freq	Level	Line	Margin	Level	Factor	Loss	Factor	Factor																																																																																						
MHz	dBuV/m	dBuV/m	dB	dBuV	dB/m	dB	dB	cm	deg																																																																																					
1 7093.50	48.10	68.30	-20.20	65.75	35.72	12.58	65.95	0.00	---	---	Peak																																																																																			
2 10640.00	43.44	74.00	-30.56	57.12	37.65	15.71	67.04	0.00	---	---	PEAK																																																																																			





Mode	16																																																																																														
	Band Edge																																																																																														
	U-NII-2C_5.47-5.725_802.11ac VHT20_CH100_5500MHz																																																																																														
ANT	1																																																																																														
Pol.	Horizontal	Fundamental																																																																																													
Peak	<table border="1"> <thead> <tr> <th>Limit</th> <th>Read</th> <th>Ant</th> <th>Cable</th> <th>Preamp</th> <th>Aux</th> <th>APos</th> <th>TPos</th> <th>Remark</th> </tr> <tr> <th>Freq</th> <th>Level</th> <th>Line</th> <th>Margin</th> <th>Level</th> <th>Factor</th> <th>Loss</th> <th>Factor</th> <th>Factor</th> </tr> <tr> <th>MHz</th> <th>dBuV/m</th> <th>dBuV/m</th> <th>dB</th> <th>dBuV</th> <th>dB/m</th> <th>dB</th> <th>dB</th> <th>dB</th> </tr> </thead> <tbody> <tr> <td>1</td> <td>5363.76</td> <td>50.00</td> <td>74.00</td> <td>-24.00</td> <td>41.35</td> <td>34.54</td> <td>10.75</td> <td>36.64</td> <td>0.00</td> <td>279</td> <td>43</td> <td>PEAK</td> </tr> <tr> <td>2</td> <td>5466.00</td> <td>47.57</td> <td>68.30</td> <td>-20.73</td> <td>38.60</td> <td>34.57</td> <td>10.85</td> <td>36.45</td> <td>0.00</td> <td>279</td> <td>43</td> <td>PEAK</td> </tr> </tbody> </table>	Limit	Read	Ant	Cable	Preamp	Aux	APos	TPos	Remark	Freq	Level	Line	Margin	Level	Factor	Loss	Factor	Factor	MHz	dBuV/m	dBuV/m	dB	dBuV	dB/m	dB	dB	dB	1	5363.76	50.00	74.00	-24.00	41.35	34.54	10.75	36.64	0.00	279	43	PEAK	2	5466.00	47.57	68.30	-20.73	38.60	34.57	10.85	36.45	0.00	279	43	PEAK	<table border="1"> <thead> <tr> <th>Limit</th> <th>Read</th> <th>Ant</th> <th>Cable</th> <th>Preamp</th> <th>Aux</th> <th>APos</th> <th>TPos</th> <th>Remark</th> </tr> <tr> <th>Freq</th> <th>Level</th> <th>Line</th> <th>Margin</th> <th>Level</th> <th>Factor</th> <th>Loss</th> <th>Factor</th> <th>Factor</th> </tr> <tr> <th>MHz</th> <th>dBuV/m</th> <th>dBuV/m</th> <th>dB</th> <th>dBuV</th> <th>dB/m</th> <th>dB</th> <th>dB</th> <th>dB</th> </tr> </thead> <tbody> <tr> <td>1</td> <td>5500.00</td> <td>96.23</td> <td>68.30</td> <td>27.93</td> <td>87.17</td> <td>34.56</td> <td>10.89</td> <td>36.39</td> <td>0.00</td> <td>279</td> <td>43</td> <td>PEAK</td> </tr> </tbody> </table>	Limit	Read	Ant	Cable	Preamp	Aux	APos	TPos	Remark	Freq	Level	Line	Margin	Level	Factor	Loss	Factor	Factor	MHz	dBuV/m	dBuV/m	dB	dBuV	dB/m	dB	dB	dB	1	5500.00	96.23	68.30	27.93	87.17	34.56	10.89	36.39	0.00	279	43	PEAK
	Limit	Read	Ant	Cable	Preamp	Aux	APos	TPos	Remark																																																																																						
Freq	Level	Line	Margin	Level	Factor	Loss	Factor	Factor																																																																																							
MHz	dBuV/m	dBuV/m	dB	dBuV	dB/m	dB	dB	dB																																																																																							
1	5363.76	50.00	74.00	-24.00	41.35	34.54	10.75	36.64	0.00	279	43	PEAK																																																																																			
2	5466.00	47.57	68.30	-20.73	38.60	34.57	10.85	36.45	0.00	279	43	PEAK																																																																																			
Limit	Read	Ant	Cable	Preamp	Aux	APos	TPos	Remark																																																																																							
Freq	Level	Line	Margin	Level	Factor	Loss	Factor	Factor																																																																																							
MHz	dBuV/m	dBuV/m	dB	dBuV	dB/m	dB	dB	dB																																																																																							
1	5500.00	96.23	68.30	27.93	87.17	34.56	10.89	36.39	0.00	279	43	PEAK																																																																																			
Avg	<table border="1"> <thead> <tr> <th>Limit</th> <th>Read</th> <th>Ant</th> <th>Cable</th> <th>Preamp</th> <th>Aux</th> <th>APos</th> <th>TPos</th> <th>Remark</th> </tr> <tr> <th>Freq</th> <th>Level</th> <th>Line</th> <th>Margin</th> <th>Level</th> <th>Factor</th> <th>Loss</th> <th>Factor</th> <th>Factor</th> </tr> <tr> <th>MHz</th> <th>dBuV/m</th> <th>dBuV/m</th> <th>dB</th> <th>dBuV</th> <th>dB/m</th> <th>dB</th> <th>dB</th> <th>dB</th> </tr> </thead> <tbody> <tr> <td>1</td> <td>5458.00</td> <td>37.86</td> <td>54.00</td> <td>-16.14</td> <td>28.91</td> <td>34.58</td> <td>10.84</td> <td>36.47</td> <td>0.00</td> <td>279</td> <td>43</td> <td>AVERAGE</td> </tr> </tbody> </table>	Limit	Read	Ant	Cable	Preamp	Aux	APos	TPos	Remark	Freq	Level	Line	Margin	Level	Factor	Loss	Factor	Factor	MHz	dBuV/m	dBuV/m	dB	dBuV	dB/m	dB	dB	dB	1	5458.00	37.86	54.00	-16.14	28.91	34.58	10.84	36.47	0.00	279	43	AVERAGE	<table border="1"> <thead> <tr> <th>Limit</th> <th>Read</th> <th>Ant</th> <th>Cable</th> <th>Preamp</th> <th>Aux</th> <th>APos</th> <th>TPos</th> <th>Remark</th> </tr> <tr> <th>Freq</th> <th>Level</th> <th>Line</th> <th>Margin</th> <th>Level</th> <th>Factor</th> <th>Loss</th> <th>Factor</th> <th>Factor</th> </tr> <tr> <th>MHz</th> <th>dBuV/m</th> <th>dBuV/m</th> <th>dB</th> <th>dBuV</th> <th>dB/m</th> <th>dB</th> <th>dB</th> <th>dB</th> </tr> </thead> <tbody> <tr> <td>1</td> <td>5500.00</td> <td>87.41</td> <td>68.30</td> <td>19.11</td> <td>78.35</td> <td>34.56</td> <td>10.89</td> <td>36.39</td> <td>0.00</td> <td>279</td> <td>43</td> <td>AVERAGE</td> </tr> </tbody> </table>	Limit	Read	Ant	Cable	Preamp	Aux	APos	TPos	Remark	Freq	Level	Line	Margin	Level	Factor	Loss	Factor	Factor	MHz	dBuV/m	dBuV/m	dB	dBuV	dB/m	dB	dB	dB	1	5500.00	87.41	68.30	19.11	78.35	34.56	10.89	36.39	0.00	279	43	AVERAGE													
Limit	Read	Ant	Cable	Preamp	Aux	APos	TPos	Remark																																																																																							
Freq	Level	Line	Margin	Level	Factor	Loss	Factor	Factor																																																																																							
MHz	dBuV/m	dBuV/m	dB	dBuV	dB/m	dB	dB	dB																																																																																							
1	5458.00	37.86	54.00	-16.14	28.91	34.58	10.84	36.47	0.00	279	43	AVERAGE																																																																																			
Limit	Read	Ant	Cable	Preamp	Aux	APos	TPos	Remark																																																																																							
Freq	Level	Line	Margin	Level	Factor	Loss	Factor	Factor																																																																																							
MHz	dBuV/m	dBuV/m	dB	dBuV	dB/m	dB	dB	dB																																																																																							
1	5500.00	87.41	68.30	19.11	78.35	34.56	10.89	36.39	0.00	279	43	AVERAGE																																																																																			



Mode	16																																																																																																
	Band Edge																																																																																																
	U-NII-2C_5.47-5.725_802.11ac VHT20_CH100_5500MHz																																																																																																
ANT	1																																																																																																
Pol.	Vertical	Fundamental																																																																																															
Peak	<table border="1"> <thead> <tr> <th>Limit</th> <th>Read</th> <th>Ant</th> <th>Cable</th> <th>Preamp</th> <th>Aux</th> <th>APos</th> <th>TPos</th> <th>Remark</th> </tr> <tr> <th>Freq</th> <th>Level</th> <th>Line</th> <th>Margin</th> <th>Level</th> <th>Factor</th> <th>Loss</th> <th>Factor</th> <th>Factor</th> </tr> <tr> <th>MHz</th> <th>dBuV/m</th> <th>dBuV/m</th> <th>dB</th> <th>dBuV</th> <th>dB/m</th> <th>dB</th> <th>dB</th> <th>cm</th> <th>deg</th> </tr> </thead> <tbody> <tr> <td>1</td> <td>5452.08</td> <td>50.05</td> <td>74.00</td> <td>-23.95</td> <td>41.12</td> <td>34.58</td> <td>10.83</td> <td>36.48</td> <td>0.00</td> <td>305</td> <td>360</td> <td>PEAK</td> </tr> <tr> <td>2</td> <td>5468.88</td> <td>52.25</td> <td>68.30</td> <td>-16.05</td> <td>43.28</td> <td>34.57</td> <td>10.85</td> <td>36.45</td> <td>0.00</td> <td>305</td> <td>360</td> <td>PEAK</td> </tr> </tbody> </table>	Limit	Read	Ant	Cable	Preamp	Aux	APos	TPos	Remark	Freq	Level	Line	Margin	Level	Factor	Loss	Factor	Factor	MHz	dBuV/m	dBuV/m	dB	dBuV	dB/m	dB	dB	cm	deg	1	5452.08	50.05	74.00	-23.95	41.12	34.58	10.83	36.48	0.00	305	360	PEAK	2	5468.88	52.25	68.30	-16.05	43.28	34.57	10.85	36.45	0.00	305	360	PEAK	<table border="1"> <thead> <tr> <th>Limit</th> <th>Read</th> <th>Ant</th> <th>Cable</th> <th>Preamp</th> <th>Aux</th> <th>APos</th> <th>TPos</th> <th>Remark</th> </tr> <tr> <th>Freq</th> <th>Level</th> <th>Line</th> <th>Margin</th> <th>Level</th> <th>Factor</th> <th>Loss</th> <th>Factor</th> <th>Factor</th> </tr> <tr> <th>MHz</th> <th>dBuV/m</th> <th>dBuV/m</th> <th>dB</th> <th>dBuV</th> <th>dB/m</th> <th>dB</th> <th>dB</th> <th>cm</th> <th>deg</th> </tr> </thead> <tbody> <tr> <td>1</td> <td>5500.00</td> <td>104.94</td> <td>68.30</td> <td>36.64</td> <td>95.88</td> <td>34.56</td> <td>10.89</td> <td>36.39</td> <td>0.00</td> <td>305</td> <td>360</td> <td>PEAK</td> </tr> </tbody> </table>	Limit	Read	Ant	Cable	Preamp	Aux	APos	TPos	Remark	Freq	Level	Line	Margin	Level	Factor	Loss	Factor	Factor	MHz	dBuV/m	dBuV/m	dB	dBuV	dB/m	dB	dB	cm	deg	1	5500.00	104.94	68.30	36.64	95.88	34.56	10.89	36.39	0.00	305	360	PEAK
	Limit	Read	Ant	Cable	Preamp	Aux	APos	TPos	Remark																																																																																								
Freq	Level	Line	Margin	Level	Factor	Loss	Factor	Factor																																																																																									
MHz	dBuV/m	dBuV/m	dB	dBuV	dB/m	dB	dB	cm	deg																																																																																								
1	5452.08	50.05	74.00	-23.95	41.12	34.58	10.83	36.48	0.00	305	360	PEAK																																																																																					
2	5468.88	52.25	68.30	-16.05	43.28	34.57	10.85	36.45	0.00	305	360	PEAK																																																																																					
Limit	Read	Ant	Cable	Preamp	Aux	APos	TPos	Remark																																																																																									
Freq	Level	Line	Margin	Level	Factor	Loss	Factor	Factor																																																																																									
MHz	dBuV/m	dBuV/m	dB	dBuV	dB/m	dB	dB	cm	deg																																																																																								
1	5500.00	104.94	68.30	36.64	95.88	34.56	10.89	36.39	0.00	305	360	PEAK																																																																																					
Avg	<table border="1"> <thead> <tr> <th>Limit</th> <th>Read</th> <th>Ant</th> <th>Cable</th> <th>Preamp</th> <th>Aux</th> <th>APos</th> <th>TPos</th> <th>Remark</th> </tr> <tr> <th>Freq</th> <th>Level</th> <th>Line</th> <th>Margin</th> <th>Level</th> <th>Factor</th> <th>Loss</th> <th>Factor</th> <th>Factor</th> </tr> <tr> <th>MHz</th> <th>dBuV/m</th> <th>dBuV/m</th> <th>dB</th> <th>dBuV</th> <th>dB/m</th> <th>dB</th> <th>dB</th> <th>cm</th> <th>deg</th> </tr> </thead> <tbody> <tr> <td>1</td> <td>5459.44</td> <td>40.13</td> <td>54.00</td> <td>-13.87</td> <td>31.17</td> <td>34.58</td> <td>10.84</td> <td>36.46</td> <td>0.00</td> <td>305</td> <td>360</td> <td>AVERAGE</td> </tr> </tbody> </table>	Limit	Read	Ant	Cable	Preamp	Aux	APos	TPos	Remark	Freq	Level	Line	Margin	Level	Factor	Loss	Factor	Factor	MHz	dBuV/m	dBuV/m	dB	dBuV	dB/m	dB	dB	cm	deg	1	5459.44	40.13	54.00	-13.87	31.17	34.58	10.84	36.46	0.00	305	360	AVERAGE	<table border="1"> <thead> <tr> <th>Limit</th> <th>Read</th> <th>Ant</th> <th>Cable</th> <th>Preamp</th> <th>Aux</th> <th>APos</th> <th>TPos</th> <th>Remark</th> </tr> <tr> <th>Freq</th> <th>Level</th> <th>Line</th> <th>Margin</th> <th>Level</th> <th>Factor</th> <th>Loss</th> <th>Factor</th> <th>Factor</th> </tr> <tr> <th>MHz</th> <th>dBuV/m</th> <th>dBuV/m</th> <th>dB</th> <th>dBuV</th> <th>dB/m</th> <th>dB</th> <th>dB</th> <th>cm</th> <th>deg</th> </tr> </thead> <tbody> <tr> <td>1</td> <td>5500.00</td> <td>96.07</td> <td>68.30</td> <td>27.77</td> <td>87.81</td> <td>34.56</td> <td>10.89</td> <td>36.39</td> <td>0.00</td> <td>305</td> <td>360</td> <td>AVERAGE</td> </tr> </tbody> </table>	Limit	Read	Ant	Cable	Preamp	Aux	APos	TPos	Remark	Freq	Level	Line	Margin	Level	Factor	Loss	Factor	Factor	MHz	dBuV/m	dBuV/m	dB	dBuV	dB/m	dB	dB	cm	deg	1	5500.00	96.07	68.30	27.77	87.81	34.56	10.89	36.39	0.00	305	360	AVERAGE													
Limit	Read	Ant	Cable	Preamp	Aux	APos	TPos	Remark																																																																																									
Freq	Level	Line	Margin	Level	Factor	Loss	Factor	Factor																																																																																									
MHz	dBuV/m	dBuV/m	dB	dBuV	dB/m	dB	dB	cm	deg																																																																																								
1	5459.44	40.13	54.00	-13.87	31.17	34.58	10.84	36.46	0.00	305	360	AVERAGE																																																																																					
Limit	Read	Ant	Cable	Preamp	Aux	APos	TPos	Remark																																																																																									
Freq	Level	Line	Margin	Level	Factor	Loss	Factor	Factor																																																																																									
MHz	dBuV/m	dBuV/m	dB	dBuV	dB/m	dB	dB	cm	deg																																																																																								
1	5500.00	96.07	68.30	27.77	87.81	34.56	10.89	36.39	0.00	305	360	AVERAGE																																																																																					



Mode	16																																																																																																																																	
	Harmonic																																																																																																																																	
	U-NII-2C_5.47-5.725_802.11ac VHT20_CH100_5500MHz																																																																																																																																	
ANT	1																																																																																																																																	
Pol.	Horizontal	Vertical																																																																																																																																
Peak Avg	<table border="1"> <thead> <tr> <th>Limit</th> <th>Read</th> <th>Ant</th> <th>Cable</th> <th>Preamp</th> <th>Aux</th> <th>APos</th> <th>TPos</th> </tr> <tr> <th>Freq</th> <th>Level</th> <th>Line</th> <th>Margin</th> <th>Level</th> <th>Factor</th> <th>Loss</th> <th>Factor</th> </tr> <tr> <th>MHz</th> <th>dBuV/m</th> <th>dBuV/m</th> <th>dB</th> <th>dBuV</th> <th>dB/m</th> <th>dB</th> <th>dB</th> </tr> </thead> <tbody> <tr> <td>1 11000.00</td> <td>45.06</td> <td>74.00</td> <td>-28.94</td> <td>58.03</td> <td>37.90</td> <td>16.04</td> <td>66.91</td> </tr> <tr> <td></td> <td></td> <td></td> <td></td> <td></td> <td>0.00</td> <td></td> <td>---</td> </tr> <tr> <td></td> <td></td> <td></td> <td></td> <td></td> <td></td> <td></td> <td>deg</td> </tr> <tr> <td></td> <td></td> <td></td> <td></td> <td></td> <td></td> <td></td> <td>---</td> </tr> <tr> <td></td> <td></td> <td></td> <td></td> <td></td> <td></td> <td></td> <td>PEAK</td> </tr> </tbody> </table>	Limit	Read	Ant	Cable	Preamp	Aux	APos	TPos	Freq	Level	Line	Margin	Level	Factor	Loss	Factor	MHz	dBuV/m	dBuV/m	dB	dBuV	dB/m	dB	dB	1 11000.00	45.06	74.00	-28.94	58.03	37.90	16.04	66.91						0.00		---								deg								---								PEAK	<table border="1"> <thead> <tr> <th>Limit</th> <th>Read</th> <th>Ant</th> <th>Cable</th> <th>Preamp</th> <th>Aux</th> <th>APos</th> <th>TPos</th> </tr> <tr> <th>Freq</th> <th>Level</th> <th>Line</th> <th>Margin</th> <th>Level</th> <th>Factor</th> <th>Loss</th> <th>Factor</th> </tr> <tr> <th>MHz</th> <th>dBuV/m</th> <th>dBuV/m</th> <th>dB</th> <th>dBuV</th> <th>dB/m</th> <th>dB</th> <th>dB</th> </tr> </thead> <tbody> <tr> <td>1 11000.00</td> <td>44.49</td> <td>74.00</td> <td>-29.51</td> <td>57.46</td> <td>37.90</td> <td>16.04</td> <td>66.91</td> </tr> <tr> <td></td> <td></td> <td></td> <td></td> <td></td> <td>0.00</td> <td></td> <td>---</td> </tr> <tr> <td></td> <td></td> <td></td> <td></td> <td></td> <td></td> <td></td> <td>deg</td> </tr> <tr> <td></td> <td></td> <td></td> <td></td> <td></td> <td></td> <td></td> <td>---</td> </tr> <tr> <td></td> <td></td> <td></td> <td></td> <td></td> <td></td> <td></td> <td>PEAK</td> </tr> </tbody> </table>	Limit	Read	Ant	Cable	Preamp	Aux	APos	TPos	Freq	Level	Line	Margin	Level	Factor	Loss	Factor	MHz	dBuV/m	dBuV/m	dB	dBuV	dB/m	dB	dB	1 11000.00	44.49	74.00	-29.51	57.46	37.90	16.04	66.91						0.00		---								deg								---								PEAK
Limit	Read	Ant	Cable	Preamp	Aux	APos	TPos																																																																																																																											
Freq	Level	Line	Margin	Level	Factor	Loss	Factor																																																																																																																											
MHz	dBuV/m	dBuV/m	dB	dBuV	dB/m	dB	dB																																																																																																																											
1 11000.00	45.06	74.00	-28.94	58.03	37.90	16.04	66.91																																																																																																																											
					0.00		---																																																																																																																											
							deg																																																																																																																											
							---																																																																																																																											
							PEAK																																																																																																																											
Limit	Read	Ant	Cable	Preamp	Aux	APos	TPos																																																																																																																											
Freq	Level	Line	Margin	Level	Factor	Loss	Factor																																																																																																																											
MHz	dBuV/m	dBuV/m	dB	dBuV	dB/m	dB	dB																																																																																																																											
1 11000.00	44.49	74.00	-29.51	57.46	37.90	16.04	66.91																																																																																																																											
					0.00		---																																																																																																																											
							deg																																																																																																																											
							---																																																																																																																											
							PEAK																																																																																																																											



Mode	17																																																																																																																																	
	Harmonic																																																																																																																																	
	U-NII-2C_5.47-5.725_802.11ac VHT20_CH116_5580MHz																																																																																																																																	
ANT	1																																																																																																																																	
Pol.	Horizontal	Vertical																																																																																																																																
Peak Avg	<table border="1"> <thead> <tr> <th>Limit</th> <th>Read</th> <th>Ant</th> <th>Cable</th> <th>Preamp</th> <th>Aux</th> <th>APos</th> <th>TPos</th> </tr> <tr> <th>Freq</th> <th>Level</th> <th>Line</th> <th>Margin</th> <th>Level</th> <th>Factor</th> <th>Loss</th> <th>Factor</th> </tr> <tr> <th>MHz</th> <th>dBuV/m</th> <th>dBuV/m</th> <th>dB</th> <th>dBuV</th> <th>dB/m</th> <th>dB</th> <th>dB</th> </tr> </thead> <tbody> <tr> <td>1 11160.00</td> <td>45.89</td> <td>74.00</td> <td>-28.11</td> <td>58.56</td> <td>38.03</td> <td>16.15</td> <td>66.85</td> </tr> <tr> <td></td> <td></td> <td></td> <td></td> <td>0.00</td> <td></td> <td></td> <td>---</td> </tr> <tr> <td></td> <td></td> <td></td> <td></td> <td></td> <td></td> <td></td> <td>deg</td> </tr> <tr> <td></td> <td></td> <td></td> <td></td> <td></td> <td></td> <td></td> <td>---</td> </tr> <tr> <td></td> <td></td> <td></td> <td></td> <td></td> <td></td> <td></td> <td>PEAK</td> </tr> </tbody> </table>	Limit	Read	Ant	Cable	Preamp	Aux	APos	TPos	Freq	Level	Line	Margin	Level	Factor	Loss	Factor	MHz	dBuV/m	dBuV/m	dB	dBuV	dB/m	dB	dB	1 11160.00	45.89	74.00	-28.11	58.56	38.03	16.15	66.85					0.00			---								deg								---								PEAK	<table border="1"> <thead> <tr> <th>Limit</th> <th>Read</th> <th>Ant</th> <th>Cable</th> <th>Preamp</th> <th>Aux</th> <th>APos</th> <th>TPos</th> </tr> <tr> <th>Freq</th> <th>Level</th> <th>Line</th> <th>Margin</th> <th>Level</th> <th>Factor</th> <th>Loss</th> <th>Factor</th> </tr> <tr> <th>MHz</th> <th>dBuV/m</th> <th>dBuV/m</th> <th>dB</th> <th>dBuV</th> <th>dB/m</th> <th>dB</th> <th>dB</th> </tr> </thead> <tbody> <tr> <td>1 11160.00</td> <td>45.11</td> <td>74.00</td> <td>-28.89</td> <td>57.78</td> <td>38.03</td> <td>16.15</td> <td>66.85</td> </tr> <tr> <td></td> <td></td> <td></td> <td></td> <td>0.00</td> <td></td> <td></td> <td>---</td> </tr> <tr> <td></td> <td></td> <td></td> <td></td> <td></td> <td></td> <td></td> <td>deg</td> </tr> <tr> <td></td> <td></td> <td></td> <td></td> <td></td> <td></td> <td></td> <td>---</td> </tr> <tr> <td></td> <td></td> <td></td> <td></td> <td></td> <td></td> <td></td> <td>PEAK</td> </tr> </tbody> </table>	Limit	Read	Ant	Cable	Preamp	Aux	APos	TPos	Freq	Level	Line	Margin	Level	Factor	Loss	Factor	MHz	dBuV/m	dBuV/m	dB	dBuV	dB/m	dB	dB	1 11160.00	45.11	74.00	-28.89	57.78	38.03	16.15	66.85					0.00			---								deg								---								PEAK
Limit	Read	Ant	Cable	Preamp	Aux	APos	TPos																																																																																																																											
Freq	Level	Line	Margin	Level	Factor	Loss	Factor																																																																																																																											
MHz	dBuV/m	dBuV/m	dB	dBuV	dB/m	dB	dB																																																																																																																											
1 11160.00	45.89	74.00	-28.11	58.56	38.03	16.15	66.85																																																																																																																											
				0.00			---																																																																																																																											
							deg																																																																																																																											
							---																																																																																																																											
							PEAK																																																																																																																											
Limit	Read	Ant	Cable	Preamp	Aux	APos	TPos																																																																																																																											
Freq	Level	Line	Margin	Level	Factor	Loss	Factor																																																																																																																											
MHz	dBuV/m	dBuV/m	dB	dBuV	dB/m	dB	dB																																																																																																																											
1 11160.00	45.11	74.00	-28.89	57.78	38.03	16.15	66.85																																																																																																																											
				0.00			---																																																																																																																											
							deg																																																																																																																											
							---																																																																																																																											
							PEAK																																																																																																																											



Mode	18																																																																											
	Band Edge																																																																											
	U-NII-2C_5.47-5.725_802.11ac VHT20_CH140_5700MHz																																																																											
ANT	1																																																																											
Pol.	Horizontal	Fundamental																																																																										
Peak	<table border="1"> <thead> <tr> <th>Limit</th> <th>Read</th> <th>Ant</th> <th>Cable</th> <th>Preamp</th> <th>Aux</th> <th>APos</th> <th>TPos</th> </tr> <tr> <th>Freq</th> <th>Level</th> <th>Line</th> <th>Margin</th> <th>Level</th> <th>Factor</th> <th>Loss</th> <th>Factor</th> </tr> <tr> <th>MHz</th> <th>dBuV/m</th> <th>dBuV/m</th> <th>dB</th> <th>dBuV</th> <th>dB/m</th> <th>dB</th> <th>dB</th> </tr> </thead> <tbody> <tr> <td>1</td> <td>5731.48</td> <td>50.46</td> <td>68.30</td> <td>-17.84</td> <td>42.30</td> <td>34.70</td> <td>11.19</td> <td>37.73</td> <td>0.00</td> <td>315</td> <td>320</td> <td>PEAK</td> </tr> </tbody> </table>	Limit	Read	Ant	Cable	Preamp	Aux	APos	TPos	Freq	Level	Line	Margin	Level	Factor	Loss	Factor	MHz	dBuV/m	dBuV/m	dB	dBuV	dB/m	dB	dB	1	5731.48	50.46	68.30	-17.84	42.30	34.70	11.19	37.73	0.00	315	320	PEAK	<table border="1"> <thead> <tr> <th>Limit</th> <th>Read</th> <th>Ant</th> <th>Cable</th> <th>Preamp</th> <th>Aux</th> <th>APos</th> <th>TPos</th> </tr> <tr> <th>Freq</th> <th>Level</th> <th>Line</th> <th>Margin</th> <th>Level</th> <th>Factor</th> <th>Loss</th> <th>Factor</th> </tr> <tr> <th>MHz</th> <th>dBuV/m</th> <th>dBuV/m</th> <th>dB</th> <th>dBuV</th> <th>dB/m</th> <th>dB</th> <th>dB</th> </tr> </thead> <tbody> <tr> <td>1</td> <td>5700.00</td> <td>97.79</td> <td>68.30</td> <td>29.49</td> <td>89.21</td> <td>34.61</td> <td>11.14</td> <td>37.17</td> <td>0.00</td> <td>315</td> <td>320</td> <td>PEAK</td> </tr> </tbody> </table>	Limit	Read	Ant	Cable	Preamp	Aux	APos	TPos	Freq	Level	Line	Margin	Level	Factor	Loss	Factor	MHz	dBuV/m	dBuV/m	dB	dBuV	dB/m	dB	dB	1	5700.00	97.79	68.30	29.49	89.21	34.61	11.14	37.17	0.00	315	320	PEAK
	Limit	Read	Ant	Cable	Preamp	Aux	APos	TPos																																																																				
Freq	Level	Line	Margin	Level	Factor	Loss	Factor																																																																					
MHz	dBuV/m	dBuV/m	dB	dBuV	dB/m	dB	dB																																																																					
1	5731.48	50.46	68.30	-17.84	42.30	34.70	11.19	37.73	0.00	315	320	PEAK																																																																
Limit	Read	Ant	Cable	Preamp	Aux	APos	TPos																																																																					
Freq	Level	Line	Margin	Level	Factor	Loss	Factor																																																																					
MHz	dBuV/m	dBuV/m	dB	dBuV	dB/m	dB	dB																																																																					
1	5700.00	97.79	68.30	29.49	89.21	34.61	11.14	37.17	0.00	315	320	PEAK																																																																
Avg	Blank	<table border="1"> <thead> <tr> <th>Limit</th> <th>Read</th> <th>Ant</th> <th>Cable</th> <th>Preamp</th> <th>Aux</th> <th>APos</th> <th>TPos</th> </tr> <tr> <th>Freq</th> <th>Level</th> <th>Line</th> <th>Margin</th> <th>Level</th> <th>Factor</th> <th>Loss</th> <th>Factor</th> </tr> <tr> <th>MHz</th> <th>dBuV/m</th> <th>dBuV/m</th> <th>dB</th> <th>dBuV</th> <th>dB/m</th> <th>dB</th> <th>dB</th> </tr> </thead> <tbody> <tr> <td>1</td> <td>5700.00</td> <td>89.66</td> <td>68.30</td> <td>21.36</td> <td>81.08</td> <td>34.61</td> <td>11.14</td> <td>37.17</td> <td>0.00</td> <td>315</td> <td>320</td> <td>AVERAGE</td> </tr> </tbody> </table>	Limit	Read	Ant	Cable	Preamp	Aux	APos	TPos	Freq	Level	Line	Margin	Level	Factor	Loss	Factor	MHz	dBuV/m	dBuV/m	dB	dBuV	dB/m	dB	dB	1	5700.00	89.66	68.30	21.36	81.08	34.61	11.14	37.17	0.00	315	320	AVERAGE																																					
Limit	Read	Ant	Cable	Preamp	Aux	APos	TPos																																																																					
Freq	Level	Line	Margin	Level	Factor	Loss	Factor																																																																					
MHz	dBuV/m	dBuV/m	dB	dBuV	dB/m	dB	dB																																																																					
1	5700.00	89.66	68.30	21.36	81.08	34.61	11.14	37.17	0.00	315	320	AVERAGE																																																																



	<b>18</b>																																																																																																																																																	
<b>Mode</b>	<b>Band Edge</b>																																																																																																																																																	
	<b>U-NII-2C_5.47-5.725_802.11ac VHT20_CH140_5700MHz</b>																																																																																																																																																	
<b>ANT</b>	<b>1</b>																																																																																																																																																	
<b>Pol.</b>	<b>Vertical</b>	<b>Fundamental</b>																																																																																																																																																
<b>Peak</b>	<table border="1"> <thead> <tr> <th>Limit</th> <th>Read</th> <th>Ant</th> <th>Cable</th> <th>Preamp</th> <th>Aux</th> <th>APos</th> <th>TPos</th> </tr> <tr> <th>Freq</th> <th>Level</th> <th>Line</th> <th>Margin</th> <th>Level</th> <th>Factor</th> <th>Loss</th> <th>Factor</th> </tr> <tr> <th>MHz</th> <th>dBuV/m</th> <th>dBuV/m</th> <th>dB</th> <th>dBuV</th> <th>dB/m</th> <th>dB</th> <th>dB</th> </tr> </thead> <tbody> <tr> <td>1</td> <td>5734.12</td> <td>57.14</td> <td>68.30</td> <td>-11.16</td> <td>49.03</td> <td>34.70</td> <td>11.19</td> </tr> <tr> <td></td> <td></td> <td></td> <td></td> <td></td> <td></td> <td></td> <td>37.78</td> </tr> <tr> <td></td> <td></td> <td></td> <td></td> <td></td> <td></td> <td></td> <td>0.00</td> </tr> <tr> <td></td> <td></td> <td></td> <td></td> <td></td> <td></td> <td></td> <td>300</td> </tr> <tr> <td></td> <td></td> <td></td> <td></td> <td></td> <td></td> <td></td> <td>351</td> </tr> <tr> <td></td> <td></td> <td></td> <td></td> <td></td> <td></td> <td></td> <td>PEAK</td> </tr> </tbody> </table>	Limit	Read	Ant	Cable	Preamp	Aux	APos	TPos	Freq	Level	Line	Margin	Level	Factor	Loss	Factor	MHz	dBuV/m	dBuV/m	dB	dBuV	dB/m	dB	dB	1	5734.12	57.14	68.30	-11.16	49.03	34.70	11.19								37.78								0.00								300								351								PEAK	<table border="1"> <thead> <tr> <th>Limit</th> <th>Read</th> <th>Ant</th> <th>Cable</th> <th>Preamp</th> <th>Aux</th> <th>APos</th> <th>TPos</th> </tr> <tr> <th>Freq</th> <th>Level</th> <th>Line</th> <th>Margin</th> <th>Level</th> <th>Factor</th> <th>Loss</th> <th>Factor</th> </tr> <tr> <th>MHz</th> <th>dBuV/m</th> <th>dBuV/m</th> <th>dB</th> <th>dBuV</th> <th>dB/m</th> <th>dB</th> <th>dB</th> </tr> </thead> <tbody> <tr> <td>1</td> <td>5700.00</td> <td>107.05</td> <td>68.30</td> <td>38.75</td> <td>98.47</td> <td>34.61</td> <td>11.14</td> </tr> <tr> <td></td> <td></td> <td></td> <td></td> <td></td> <td></td> <td></td> <td>37.17</td> </tr> <tr> <td></td> <td></td> <td></td> <td></td> <td></td> <td></td> <td></td> <td>0.00</td> </tr> <tr> <td></td> <td></td> <td></td> <td></td> <td></td> <td></td> <td></td> <td>300</td> </tr> <tr> <td></td> <td></td> <td></td> <td></td> <td></td> <td></td> <td></td> <td>351</td> </tr> <tr> <td></td> <td></td> <td></td> <td></td> <td></td> <td></td> <td></td> <td>PEAK</td> </tr> </tbody> </table>	Limit	Read	Ant	Cable	Preamp	Aux	APos	TPos	Freq	Level	Line	Margin	Level	Factor	Loss	Factor	MHz	dBuV/m	dBuV/m	dB	dBuV	dB/m	dB	dB	1	5700.00	107.05	68.30	38.75	98.47	34.61	11.14								37.17								0.00								300								351								PEAK
Limit	Read	Ant	Cable	Preamp	Aux	APos	TPos																																																																																																																																											
Freq	Level	Line	Margin	Level	Factor	Loss	Factor																																																																																																																																											
MHz	dBuV/m	dBuV/m	dB	dBuV	dB/m	dB	dB																																																																																																																																											
1	5734.12	57.14	68.30	-11.16	49.03	34.70	11.19																																																																																																																																											
							37.78																																																																																																																																											
							0.00																																																																																																																																											
							300																																																																																																																																											
							351																																																																																																																																											
							PEAK																																																																																																																																											
Limit	Read	Ant	Cable	Preamp	Aux	APos	TPos																																																																																																																																											
Freq	Level	Line	Margin	Level	Factor	Loss	Factor																																																																																																																																											
MHz	dBuV/m	dBuV/m	dB	dBuV	dB/m	dB	dB																																																																																																																																											
1	5700.00	107.05	68.30	38.75	98.47	34.61	11.14																																																																																																																																											
							37.17																																																																																																																																											
							0.00																																																																																																																																											
							300																																																																																																																																											
							351																																																																																																																																											
							PEAK																																																																																																																																											
<b>Avg</b>	<b>Blank</b>	<table border="1"> <thead> <tr> <th>Limit</th> <th>Read</th> <th>Ant</th> <th>Cable</th> <th>Preamp</th> <th>Aux</th> <th>APos</th> <th>TPos</th> </tr> <tr> <th>Freq</th> <th>Level</th> <th>Line</th> <th>Margin</th> <th>Level</th> <th>Factor</th> <th>Loss</th> <th>Factor</th> </tr> <tr> <th>MHz</th> <th>dBuV/m</th> <th>dBuV/m</th> <th>dB</th> <th>dBuV</th> <th>dB/m</th> <th>dB</th> <th>dB</th> </tr> </thead> <tbody> <tr> <td>1</td> <td>5700.00</td> <td>97.72</td> <td>68.30</td> <td>29.42</td> <td>89.14</td> <td>34.61</td> <td>11.14</td> </tr> <tr> <td></td> <td></td> <td></td> <td></td> <td></td> <td></td> <td></td> <td>37.17</td> </tr> <tr> <td></td> <td></td> <td></td> <td></td> <td></td> <td></td> <td></td> <td>0.00</td> </tr> <tr> <td></td> <td></td> <td></td> <td></td> <td></td> <td></td> <td></td> <td>300</td> </tr> <tr> <td></td> <td></td> <td></td> <td></td> <td></td> <td></td> <td></td> <td>351</td> </tr> <tr> <td></td> <td></td> <td></td> <td></td> <td></td> <td></td> <td></td> <td>AVERAGE</td> </tr> </tbody> </table>	Limit	Read	Ant	Cable	Preamp	Aux	APos	TPos	Freq	Level	Line	Margin	Level	Factor	Loss	Factor	MHz	dBuV/m	dBuV/m	dB	dBuV	dB/m	dB	dB	1	5700.00	97.72	68.30	29.42	89.14	34.61	11.14								37.17								0.00								300								351								AVERAGE																																																																								
Limit	Read	Ant	Cable	Preamp	Aux	APos	TPos																																																																																																																																											
Freq	Level	Line	Margin	Level	Factor	Loss	Factor																																																																																																																																											
MHz	dBuV/m	dBuV/m	dB	dBuV	dB/m	dB	dB																																																																																																																																											
1	5700.00	97.72	68.30	29.42	89.14	34.61	11.14																																																																																																																																											
							37.17																																																																																																																																											
							0.00																																																																																																																																											
							300																																																																																																																																											
							351																																																																																																																																											
							AVERAGE																																																																																																																																											



Mode	18																																																																															
	Harmonic																																																																															
	U-NII-2C_5.47-5.725_802.11ac VHT20_CH140_5700MHz																																																																															
ANT	1																																																																															
Pol.	Horizontal	Vertical																																																																														
Peak Avg	<table border="1"> <thead> <tr> <th>Limit</th> <th>Read</th> <th>Ant</th> <th>Cable</th> <th>Preamp</th> <th>Aux</th> <th>APos</th> <th>TPos</th> <th>Remark</th> </tr> <tr> <th>Freq</th> <th>Level</th> <th>Line</th> <th>Margin</th> <th>Level</th> <th>Factor</th> <th>Loss</th> <th>Factor</th> <th>Factor</th> </tr> <tr> <th>MHz</th> <th>dBuV/m</th> <th>dBuV/m</th> <th>dB</th> <th>dBuV</th> <th>dB/m</th> <th>dB</th> <th>dB</th> <th>dB</th> </tr> </thead> <tbody> <tr> <td>1 11400.00</td> <td>44.21</td> <td>74.00</td> <td>-29.79</td> <td>56.46</td> <td>38.22</td> <td>16.30</td> <td>66.77</td> <td>0.00</td> <td>---</td> <td>---</td> <td>PEAK</td> </tr> </tbody> </table>	Limit	Read	Ant	Cable	Preamp	Aux	APos	TPos	Remark	Freq	Level	Line	Margin	Level	Factor	Loss	Factor	Factor	MHz	dBuV/m	dBuV/m	dB	dBuV	dB/m	dB	dB	dB	1 11400.00	44.21	74.00	-29.79	56.46	38.22	16.30	66.77	0.00	---	---	PEAK	<table border="1"> <thead> <tr> <th>Limit</th> <th>Read</th> <th>Ant</th> <th>Cable</th> <th>Preamp</th> <th>Aux</th> <th>APos</th> <th>TPos</th> <th>Remark</th> </tr> <tr> <th>Freq</th> <th>Level</th> <th>Line</th> <th>Margin</th> <th>Level</th> <th>Factor</th> <th>Loss</th> <th>Factor</th> <th>Factor</th> </tr> <tr> <th>MHz</th> <th>dBuV/m</th> <th>dBuV/m</th> <th>dB</th> <th>dBuV</th> <th>dB/m</th> <th>dB</th> <th>dB</th> <th>dB</th> </tr> </thead> <tbody> <tr> <td>1 11400.00</td> <td>44.97</td> <td>74.00</td> <td>-29.03</td> <td>57.22</td> <td>38.22</td> <td>16.30</td> <td>66.77</td> <td>0.00</td> <td>---</td> <td>---</td> <td>PEAK</td> </tr> </tbody> </table>	Limit	Read	Ant	Cable	Preamp	Aux	APos	TPos	Remark	Freq	Level	Line	Margin	Level	Factor	Loss	Factor	Factor	MHz	dBuV/m	dBuV/m	dB	dBuV	dB/m	dB	dB	dB	1 11400.00	44.97	74.00	-29.03	57.22	38.22	16.30	66.77	0.00	---	---	PEAK
Limit	Read	Ant	Cable	Preamp	Aux	APos	TPos	Remark																																																																								
Freq	Level	Line	Margin	Level	Factor	Loss	Factor	Factor																																																																								
MHz	dBuV/m	dBuV/m	dB	dBuV	dB/m	dB	dB	dB																																																																								
1 11400.00	44.21	74.00	-29.79	56.46	38.22	16.30	66.77	0.00	---	---	PEAK																																																																					
Limit	Read	Ant	Cable	Preamp	Aux	APos	TPos	Remark																																																																								
Freq	Level	Line	Margin	Level	Factor	Loss	Factor	Factor																																																																								
MHz	dBuV/m	dBuV/m	dB	dBuV	dB/m	dB	dB	dB																																																																								
1 11400.00	44.97	74.00	-29.03	57.22	38.22	16.30	66.77	0.00	---	---	PEAK																																																																					



Mode	19																																																																																									
	Band Edge - L																																																																																									
	U-NII-1_5.15-5.25_802.11ac VHT40_CH38_Full RU_5190MHz																																																																																									
ANT	1																																																																																									
Pol.	Horizontal	Fundamental																																																																																								
Peak	<table border="1"> <thead> <tr> <th>Limit</th> <th>Read</th> <th>Ant</th> <th>Cable</th> <th>Preamp</th> <th>Aux</th> <th>APos</th> <th>TPos</th> <th colspan="2">Remark</th> </tr> <tr> <th>Freq</th> <th>Level</th> <th>Line</th> <th>Margin</th> <th>Level</th> <th>Factor</th> <th>Loss</th> <th>Factor</th> <th>Factor</th> <th></th> </tr> <tr> <th>MHz</th> <th>dBuV/m</th> <th>dBuV/m</th> <th>dB</th> <th>dBuV</th> <th>dB/m</th> <th>dB</th> <th>dB</th> <th>dB</th> <th>cm</th> <th>deg</th> </tr> </thead> <tbody> <tr> <td>1</td> <td>5141.92</td> <td>49.30</td> <td>74.00</td> <td>-24.70</td> <td>41.54</td> <td>34.22</td> <td>10.60</td> <td>37.06</td> <td>0.00</td> <td>134</td> <td>173</td> <td>PEAK</td> </tr> </tbody> </table>	Limit	Read	Ant	Cable	Preamp	Aux	APos	TPos	Remark		Freq	Level	Line	Margin	Level	Factor	Loss	Factor	Factor		MHz	dBuV/m	dBuV/m	dB	dBuV	dB/m	dB	dB	dB	cm	deg	1	5141.92	49.30	74.00	-24.70	41.54	34.22	10.60	37.06	0.00	134	173	PEAK	<table border="1"> <thead> <tr> <th>Limit</th> <th>Read</th> <th>Ant</th> <th>Cable</th> <th>Preamp</th> <th>Aux</th> <th>APos</th> <th>TPos</th> <th colspan="2">Remark</th> </tr> <tr> <th>Freq</th> <th>Level</th> <th>Line</th> <th>Margin</th> <th>Level</th> <th>Factor</th> <th>Loss</th> <th>Factor</th> <th>Factor</th> <th></th> </tr> <tr> <th>MHz</th> <th>dBuV/m</th> <th>dBuV/m</th> <th>dB</th> <th>dBuV</th> <th>dB/m</th> <th>dB</th> <th>dB</th> <th>dB</th> <th>cm</th> <th>deg</th> </tr> </thead> <tbody> <tr> <td>1</td> <td>5190.00</td> <td>96.14</td> <td>68.30</td> <td>27.84</td> <td>88.19</td> <td>34.28</td> <td>10.65</td> <td>36.98</td> <td>0.00</td> <td>134</td> <td>173</td> <td>PEAK</td> </tr> </tbody> </table>	Limit	Read	Ant	Cable	Preamp	Aux	APos	TPos	Remark		Freq	Level	Line	Margin	Level	Factor	Loss	Factor	Factor		MHz	dBuV/m	dBuV/m	dB	dBuV	dB/m	dB	dB	dB	cm	deg	1	5190.00	96.14	68.30	27.84	88.19	34.28	10.65	36.98	0.00	134	173	PEAK
	Limit	Read	Ant	Cable	Preamp	Aux	APos	TPos	Remark																																																																																	
Freq	Level	Line	Margin	Level	Factor	Loss	Factor	Factor																																																																																		
MHz	dBuV/m	dBuV/m	dB	dBuV	dB/m	dB	dB	dB	cm	deg																																																																																
1	5141.92	49.30	74.00	-24.70	41.54	34.22	10.60	37.06	0.00	134	173	PEAK																																																																														
Limit	Read	Ant	Cable	Preamp	Aux	APos	TPos	Remark																																																																																		
Freq	Level	Line	Margin	Level	Factor	Loss	Factor	Factor																																																																																		
MHz	dBuV/m	dBuV/m	dB	dBuV	dB/m	dB	dB	dB	cm	deg																																																																																
1	5190.00	96.14	68.30	27.84	88.19	34.28	10.65	36.98	0.00	134	173	PEAK																																																																														
Avg	<table border="1"> <thead> <tr> <th>Limit</th> <th>Read</th> <th>Ant</th> <th>Cable</th> <th>Preamp</th> <th>Aux</th> <th>APos</th> <th>TPos</th> <th colspan="2">Remark</th> </tr> <tr> <th>Freq</th> <th>Level</th> <th>Line</th> <th>Margin</th> <th>Level</th> <th>Factor</th> <th>Loss</th> <th>Factor</th> <th>Factor</th> <th></th> </tr> <tr> <th>MHz</th> <th>dBuV/m</th> <th>dBuV/m</th> <th>dB</th> <th>dBuV</th> <th>dB/m</th> <th>dB</th> <th>dB</th> <th>dB</th> <th>cm</th> <th>deg</th> </tr> </thead> <tbody> <tr> <td>1</td> <td>5147.04</td> <td>38.94</td> <td>54.00</td> <td>-15.06</td> <td>31.16</td> <td>34.22</td> <td>10.61</td> <td>37.05</td> <td>0.00</td> <td>134</td> <td>173</td> <td>AVERAGE</td> </tr> </tbody> </table>	Limit	Read	Ant	Cable	Preamp	Aux	APos	TPos	Remark		Freq	Level	Line	Margin	Level	Factor	Loss	Factor	Factor		MHz	dBuV/m	dBuV/m	dB	dBuV	dB/m	dB	dB	dB	cm	deg	1	5147.04	38.94	54.00	-15.06	31.16	34.22	10.61	37.05	0.00	134	173	AVERAGE	<table border="1"> <thead> <tr> <th>Limit</th> <th>Read</th> <th>Ant</th> <th>Cable</th> <th>Preamp</th> <th>Aux</th> <th>APos</th> <th>TPos</th> <th colspan="2">Remark</th> </tr> <tr> <th>Freq</th> <th>Level</th> <th>Line</th> <th>Margin</th> <th>Level</th> <th>Factor</th> <th>Loss</th> <th>Factor</th> <th>Factor</th> <th></th> </tr> <tr> <th>MHz</th> <th>dBuV/m</th> <th>dBuV/m</th> <th>dB</th> <th>dBuV</th> <th>dB/m</th> <th>dB</th> <th>dB</th> <th>dB</th> <th>cm</th> <th>deg</th> </tr> </thead> <tbody> <tr> <td>1</td> <td>5190.00</td> <td>87.32</td> <td>68.30</td> <td>19.02</td> <td>79.35</td> <td>34.29</td> <td>10.65</td> <td>36.97</td> <td>0.00</td> <td>134</td> <td>173</td> <td>AVERAGE</td> </tr> </tbody> </table>	Limit	Read	Ant	Cable	Preamp	Aux	APos	TPos	Remark		Freq	Level	Line	Margin	Level	Factor	Loss	Factor	Factor		MHz	dBuV/m	dBuV/m	dB	dBuV	dB/m	dB	dB	dB	cm	deg	1	5190.00	87.32	68.30	19.02	79.35	34.29	10.65	36.97	0.00	134	173	AVERAGE
Limit	Read	Ant	Cable	Preamp	Aux	APos	TPos	Remark																																																																																		
Freq	Level	Line	Margin	Level	Factor	Loss	Factor	Factor																																																																																		
MHz	dBuV/m	dBuV/m	dB	dBuV	dB/m	dB	dB	dB	cm	deg																																																																																
1	5147.04	38.94	54.00	-15.06	31.16	34.22	10.61	37.05	0.00	134	173	AVERAGE																																																																														
Limit	Read	Ant	Cable	Preamp	Aux	APos	TPos	Remark																																																																																		
Freq	Level	Line	Margin	Level	Factor	Loss	Factor	Factor																																																																																		
MHz	dBuV/m	dBuV/m	dB	dBuV	dB/m	dB	dB	dB	cm	deg																																																																																
1	5190.00	87.32	68.30	19.02	79.35	34.29	10.65	36.97	0.00	134	173	AVERAGE																																																																														





Mode	19																																														
	Band Edge - R																																														
	U-NII-1_5.15-5.25_802.11ac VHT40_CH38_Full RU_5190MHz																																														
ANT	1																																														
Pol.	Horizontal	Fundamental																																													
Peak	<table border="1"> <thead> <tr> <th>Limit</th> <th>Read</th> <th>Ant</th> <th>Cable</th> <th>Preamp</th> <th>Aux</th> <th>APos</th> <th>TPos</th> <th>Remark</th> </tr> <tr> <th>Freq</th> <th>Level</th> <th>Line</th> <th>Margin</th> <th>Level</th> <th>Factor</th> <th>Loss</th> <th>Factor</th> <th>Factor</th> </tr> <tr> <th>MHz</th> <th>dBuV/m</th> <th>dBuV/m</th> <th>dB</th> <th>dBuV</th> <th>dB/m</th> <th>dB</th> <th>dB</th> <th>dB</th> </tr> </thead> <tbody> <tr> <td>1 5358.60</td> <td>47.53</td> <td>74.00</td> <td>-26.47</td> <td>38.90</td> <td>34.53</td> <td>10.75</td> <td>36.65</td> <td>0.00</td> </tr> <tr> <td></td> <td></td> <td></td> <td></td> <td></td> <td></td> <td></td> <td></td> <td>134 173 PEAK</td> </tr> </tbody> </table>	Limit	Read	Ant	Cable	Preamp	Aux	APos	TPos	Remark	Freq	Level	Line	Margin	Level	Factor	Loss	Factor	Factor	MHz	dBuV/m	dBuV/m	dB	dBuV	dB/m	dB	dB	dB	1 5358.60	47.53	74.00	-26.47	38.90	34.53	10.75	36.65	0.00									134 173 PEAK	Blank
	Limit	Read	Ant	Cable	Preamp	Aux	APos	TPos	Remark																																						
Freq	Level	Line	Margin	Level	Factor	Loss	Factor	Factor																																							
MHz	dBuV/m	dBuV/m	dB	dBuV	dB/m	dB	dB	dB																																							
1 5358.60	47.53	74.00	-26.47	38.90	34.53	10.75	36.65	0.00																																							
								134 173 PEAK																																							
Avg	<table border="1"> <thead> <tr> <th>Limit</th> <th>Read</th> <th>Ant</th> <th>Cable</th> <th>Preamp</th> <th>Aux</th> <th>APos</th> <th>TPos</th> <th>Remark</th> </tr> <tr> <th>Freq</th> <th>Level</th> <th>Line</th> <th>Margin</th> <th>Level</th> <th>Factor</th> <th>Loss</th> <th>Factor</th> <th>Factor</th> </tr> <tr> <th>MHz</th> <th>dBuV/m</th> <th>dBuV/m</th> <th>dB</th> <th>dBuV</th> <th>dB/m</th> <th>dB</th> <th>dB</th> <th>dB</th> </tr> </thead> <tbody> <tr> <td>1 5372.46</td> <td>37.15</td> <td>54.00</td> <td>-16.85</td> <td>28.46</td> <td>34.56</td> <td>10.76</td> <td>36.63</td> <td>0.00</td> </tr> <tr> <td></td> <td></td> <td></td> <td></td> <td></td> <td></td> <td></td> <td></td> <td>134 173 AVERAGE</td> </tr> </tbody> </table>	Limit	Read	Ant	Cable	Preamp	Aux	APos	TPos	Remark	Freq	Level	Line	Margin	Level	Factor	Loss	Factor	Factor	MHz	dBuV/m	dBuV/m	dB	dBuV	dB/m	dB	dB	dB	1 5372.46	37.15	54.00	-16.85	28.46	34.56	10.76	36.63	0.00									134 173 AVERAGE	Blank
Limit	Read	Ant	Cable	Preamp	Aux	APos	TPos	Remark																																							
Freq	Level	Line	Margin	Level	Factor	Loss	Factor	Factor																																							
MHz	dBuV/m	dBuV/m	dB	dBuV	dB/m	dB	dB	dB																																							
1 5372.46	37.15	54.00	-16.85	28.46	34.56	10.76	36.63	0.00																																							
								134 173 AVERAGE																																							



Mode	19																																																																	
	Band Edge - L																																																																	
	U-NII-1_5.15-5.25_802.11ac VHT40_CH38_Full RU_5190MHz																																																																	
ANT	1																																																																	
Pol.	Vertical	Fundamental																																																																
Peak	<table border="1"> <thead> <tr> <th>Limit</th> <th>Read</th> <th>Ant</th> <th>Cable</th> <th>Aux</th> <th>APos</th> <th>TPos</th> <th>Remark</th> </tr> <tr> <th>Freq</th> <th>Level</th> <th>Line</th> <th>Margin</th> <th>Level</th> <th>Factor</th> <th>Loss</th> <th>Factor</th> <th>Factor</th> <th>cm</th> <th>deg</th> </tr> </thead> <tbody> <tr> <td>1</td> <td>5145.44</td> <td>52.61</td> <td>74.00</td> <td>-21.39</td> <td>44.85</td> <td>34.22</td> <td>10.60</td> <td>37.06</td> <td>0.00</td> <td>300</td> <td>182</td> <td>PEAK</td> </tr> </tbody> </table>	Limit	Read	Ant	Cable	Aux	APos	TPos	Remark	Freq	Level	Line	Margin	Level	Factor	Loss	Factor	Factor	cm	deg	1	5145.44	52.61	74.00	-21.39	44.85	34.22	10.60	37.06	0.00	300	182	PEAK	<table border="1"> <thead> <tr> <th>Limit</th> <th>Read</th> <th>Ant</th> <th>Cable</th> <th>Aux</th> <th>APos</th> <th>TPos</th> <th>Remark</th> </tr> <tr> <th>Freq</th> <th>Level</th> <th>Line</th> <th>Margin</th> <th>Level</th> <th>Factor</th> <th>Loss</th> <th>Factor</th> <th>Factor</th> <th>cm</th> <th>deg</th> </tr> </thead> <tbody> <tr> <td>1</td> <td>5190.00</td> <td>104.34</td> <td>68.30</td> <td>36.04</td> <td>96.37</td> <td>34.29</td> <td>10.65</td> <td>36.97</td> <td>0.00</td> <td>300</td> <td>182</td> <td>PEAK</td> </tr> </tbody> </table>	Limit	Read	Ant	Cable	Aux	APos	TPos	Remark	Freq	Level	Line	Margin	Level	Factor	Loss	Factor	Factor	cm	deg	1	5190.00	104.34	68.30	36.04	96.37	34.29	10.65	36.97	0.00	300	182	PEAK
	Limit	Read	Ant	Cable	Aux	APos	TPos	Remark																																																										
Freq	Level	Line	Margin	Level	Factor	Loss	Factor	Factor	cm	deg																																																								
1	5145.44	52.61	74.00	-21.39	44.85	34.22	10.60	37.06	0.00	300	182	PEAK																																																						
Limit	Read	Ant	Cable	Aux	APos	TPos	Remark																																																											
Freq	Level	Line	Margin	Level	Factor	Loss	Factor	Factor	cm	deg																																																								
1	5190.00	104.34	68.30	36.04	96.37	34.29	10.65	36.97	0.00	300	182	PEAK																																																						
Avg	<table border="1"> <thead> <tr> <th>Limit</th> <th>Read</th> <th>Ant</th> <th>Cable</th> <th>Aux</th> <th>APos</th> <th>TPos</th> <th>Remark</th> </tr> <tr> <th>Freq</th> <th>Level</th> <th>Line</th> <th>Margin</th> <th>Level</th> <th>Factor</th> <th>Loss</th> <th>Factor</th> <th>Factor</th> <th>cm</th> <th>deg</th> </tr> </thead> <tbody> <tr> <td>1</td> <td>5149.92</td> <td>41.43</td> <td>54.00</td> <td>-12.57</td> <td>33.64</td> <td>34.23</td> <td>10.61</td> <td>37.05</td> <td>0.00</td> <td>300</td> <td>182</td> <td>AVERAGE</td> </tr> </tbody> </table>	Limit	Read	Ant	Cable	Aux	APos	TPos	Remark	Freq	Level	Line	Margin	Level	Factor	Loss	Factor	Factor	cm	deg	1	5149.92	41.43	54.00	-12.57	33.64	34.23	10.61	37.05	0.00	300	182	AVERAGE	<table border="1"> <thead> <tr> <th>Limit</th> <th>Read</th> <th>Ant</th> <th>Cable</th> <th>Aux</th> <th>APos</th> <th>TPos</th> <th>Remark</th> </tr> <tr> <th>Freq</th> <th>Level</th> <th>Line</th> <th>Margin</th> <th>Level</th> <th>Factor</th> <th>Loss</th> <th>Factor</th> <th>Factor</th> <th>cm</th> <th>deg</th> </tr> </thead> <tbody> <tr> <td>1</td> <td>5190.00</td> <td>95.63</td> <td>68.30</td> <td>27.33</td> <td>87.66</td> <td>34.29</td> <td>10.65</td> <td>36.97</td> <td>0.00</td> <td>300</td> <td>182</td> <td>AVERAGE</td> </tr> </tbody> </table>	Limit	Read	Ant	Cable	Aux	APos	TPos	Remark	Freq	Level	Line	Margin	Level	Factor	Loss	Factor	Factor	cm	deg	1	5190.00	95.63	68.30	27.33	87.66	34.29	10.65	36.97	0.00	300	182	AVERAGE
Limit	Read	Ant	Cable	Aux	APos	TPos	Remark																																																											
Freq	Level	Line	Margin	Level	Factor	Loss	Factor	Factor	cm	deg																																																								
1	5149.92	41.43	54.00	-12.57	33.64	34.23	10.61	37.05	0.00	300	182	AVERAGE																																																						
Limit	Read	Ant	Cable	Aux	APos	TPos	Remark																																																											
Freq	Level	Line	Margin	Level	Factor	Loss	Factor	Factor	cm	deg																																																								
1	5190.00	95.63	68.30	27.33	87.66	34.29	10.65	36.97	0.00	300	182	AVERAGE																																																						



Mode	19																																									
	Band Edge - R																																									
	U-NII-1_5.15-5.25_802.11ac VHT40_CH38_Full RU_5190MHz																																									
ANT	1																																									
Pol.	Vertical	Fundamental																																								
Peak	<table border="1"> <thead> <tr> <th>Limit</th> <th>Read</th> <th>Ant</th> <th>Cable</th> <th>Preamp</th> <th>Aux</th> <th>APos</th> <th>TPos</th> <th>Remark</th> </tr> <tr> <th>Freq</th> <th>Level</th> <th>Line</th> <th>Margin</th> <th>Level</th> <th>Factor</th> <th>Loss</th> <th>Factor</th> <th>Factor</th> </tr> <tr> <th>MHz</th> <th>dBuV/m</th> <th>dBuV/m</th> <th>dB</th> <th>dBuV</th> <th>dB/m</th> <th>dB</th> <th>dB</th> <th>dB</th> </tr> </thead> <tbody> <tr> <td>1</td> <td>5364.90</td> <td>48.11</td> <td>74.00</td> <td>-25.89</td> <td>39.45</td> <td>34.54</td> <td>10.76</td> <td>36.64</td> <td>0.00</td> <td>300</td> <td>182</td> <td>PEAK</td> </tr> </tbody> </table>	Limit	Read	Ant	Cable	Preamp	Aux	APos	TPos	Remark	Freq	Level	Line	Margin	Level	Factor	Loss	Factor	Factor	MHz	dBuV/m	dBuV/m	dB	dBuV	dB/m	dB	dB	dB	1	5364.90	48.11	74.00	-25.89	39.45	34.54	10.76	36.64	0.00	300	182	PEAK	Blank
	Limit	Read	Ant	Cable	Preamp	Aux	APos	TPos	Remark																																	
Freq	Level	Line	Margin	Level	Factor	Loss	Factor	Factor																																		
MHz	dBuV/m	dBuV/m	dB	dBuV	dB/m	dB	dB	dB																																		
1	5364.90	48.11	74.00	-25.89	39.45	34.54	10.76	36.64	0.00	300	182	PEAK																														
Avg	<table border="1"> <thead> <tr> <th>Limit</th> <th>Read</th> <th>Ant</th> <th>Cable</th> <th>Preamp</th> <th>Aux</th> <th>APos</th> <th>TPos</th> <th>Remark</th> </tr> <tr> <th>Freq</th> <th>Level</th> <th>Line</th> <th>Margin</th> <th>Level</th> <th>Factor</th> <th>Loss</th> <th>Factor</th> <th>Factor</th> </tr> <tr> <th>MHz</th> <th>dBuV/m</th> <th>dBuV/m</th> <th>dB</th> <th>dBuV</th> <th>dB/m</th> <th>dB</th> <th>dB</th> <th>dB</th> </tr> </thead> <tbody> <tr> <td>1</td> <td>5354.82</td> <td>37.82</td> <td>54.00</td> <td>-16.18</td> <td>29.20</td> <td>34.53</td> <td>10.75</td> <td>36.66</td> <td>0.00</td> <td>300</td> <td>182</td> <td>AVERAGE</td> </tr> </tbody> </table>	Limit	Read	Ant	Cable	Preamp	Aux	APos	TPos	Remark	Freq	Level	Line	Margin	Level	Factor	Loss	Factor	Factor	MHz	dBuV/m	dBuV/m	dB	dBuV	dB/m	dB	dB	dB	1	5354.82	37.82	54.00	-16.18	29.20	34.53	10.75	36.66	0.00	300	182	AVERAGE	Blank
Limit	Read	Ant	Cable	Preamp	Aux	APos	TPos	Remark																																		
Freq	Level	Line	Margin	Level	Factor	Loss	Factor	Factor																																		
MHz	dBuV/m	dBuV/m	dB	dBuV	dB/m	dB	dB	dB																																		
1	5354.82	37.82	54.00	-16.18	29.20	34.53	10.75	36.66	0.00	300	182	AVERAGE																														



Mode	19																																																																											
	Harmonic																																																																											
	U-NII-1_5.15-5.25_802.11ac VHT40_CH38_Full RU_5190MHz																																																																											
ANT	1																																																																											
Pol.	Horizontal	Vertical																																																																										
Peak Avg	<table border="1"> <thead> <tr> <th>Limit</th> <th>Read</th> <th>Ant</th> <th>Cable</th> <th>Preamp</th> <th>Aux</th> <th>APos</th> <th>TPos</th> <th>Remark</th> </tr> <tr> <th>Freq</th> <th>Level</th> <th>Line</th> <th>Margin</th> <th>Level</th> <th>Factor</th> <th>Loss</th> <th>Factor</th> <th>Factor</th> </tr> <tr> <th>MHz</th> <th>dBuV/m</th> <th>dBuV/m</th> <th>dB</th> <th>dBuV</th> <th>dB/m</th> <th>dB</th> <th>dB</th> <th>dB</th> </tr> </thead> <tbody> <tr> <td>1 10300.00</td> <td>45.61</td> <td>68.30</td> <td>-22.69</td> <td>59.80</td> <td>37.47</td> <td>15.47</td> <td>67.13</td> <td>0.00</td> <td>--- PEAK</td> </tr> </tbody> </table>	Limit	Read	Ant	Cable	Preamp	Aux	APos	TPos	Remark	Freq	Level	Line	Margin	Level	Factor	Loss	Factor	Factor	MHz	dBuV/m	dBuV/m	dB	dBuV	dB/m	dB	dB	dB	1 10300.00	45.61	68.30	-22.69	59.80	37.47	15.47	67.13	0.00	--- PEAK	<table border="1"> <thead> <tr> <th>Limit</th> <th>Read</th> <th>Ant</th> <th>Cable</th> <th>Preamp</th> <th>Aux</th> <th>APos</th> <th>TPos</th> <th>Remark</th> </tr> <tr> <th>Freq</th> <th>Level</th> <th>Line</th> <th>Margin</th> <th>Level</th> <th>Factor</th> <th>Loss</th> <th>Factor</th> <th>Factor</th> </tr> <tr> <th>MHz</th> <th>dBuV/m</th> <th>dBuV/m</th> <th>dB</th> <th>dBuV</th> <th>dB/m</th> <th>dB</th> <th>dB</th> <th>dB</th> </tr> </thead> <tbody> <tr> <td>1 10300.00</td> <td>45.83</td> <td>68.30</td> <td>-22.47</td> <td>60.02</td> <td>37.47</td> <td>15.47</td> <td>67.13</td> <td>0.00</td> <td>--- PEAK</td> </tr> </tbody> </table>	Limit	Read	Ant	Cable	Preamp	Aux	APos	TPos	Remark	Freq	Level	Line	Margin	Level	Factor	Loss	Factor	Factor	MHz	dBuV/m	dBuV/m	dB	dBuV	dB/m	dB	dB	dB	1 10300.00	45.83	68.30	-22.47	60.02	37.47	15.47	67.13	0.00	--- PEAK
Limit	Read	Ant	Cable	Preamp	Aux	APos	TPos	Remark																																																																				
Freq	Level	Line	Margin	Level	Factor	Loss	Factor	Factor																																																																				
MHz	dBuV/m	dBuV/m	dB	dBuV	dB/m	dB	dB	dB																																																																				
1 10300.00	45.61	68.30	-22.69	59.80	37.47	15.47	67.13	0.00	--- PEAK																																																																			
Limit	Read	Ant	Cable	Preamp	Aux	APos	TPos	Remark																																																																				
Freq	Level	Line	Margin	Level	Factor	Loss	Factor	Factor																																																																				
MHz	dBuV/m	dBuV/m	dB	dBuV	dB/m	dB	dB	dB																																																																				
1 10300.00	45.83	68.30	-22.47	60.02	37.47	15.47	67.13	0.00	--- PEAK																																																																			



Mode	20																																																																																			
	Band Edge - L																																																																																			
	U-NII-1_5.15-5.25_802.11ac VHT40_CH46_Full RU_5230MHz																																																																																			
ANT	1																																																																																			
Pol.	Horizontal	Fundamental																																																																																		
Peak	<table border="1"> <thead> <tr> <th>Limit</th> <th>Read</th> <th>Ant</th> <th>Cable</th> <th>Preamp</th> <th>Aux</th> <th>APos</th> <th>TPos</th> <th>Remark</th> </tr> <tr> <th>Freq</th> <th>Level</th> <th>Line</th> <th>Margin</th> <th>Level</th> <th>Factor</th> <th>Loss</th> <th>Factor</th> <th>Factor</th> </tr> <tr> <th>MHz</th> <th>dBuV/m</th> <th>dBuV/m</th> <th>dB</th> <th>dBuV</th> <th>dB/m</th> <th>dB</th> <th>dB</th> <th>cm</th> <th>deg</th> </tr> </thead> <tbody> <tr> <td>1</td> <td>5120.00</td> <td>49.52</td> <td>74.00</td> <td>-24.48</td> <td>41.87</td> <td>34.18</td> <td>10.58</td> <td>37.11</td> <td>0.00</td> <td>283</td> <td>148</td> <td>PEAK</td> </tr> </tbody> </table>	Limit	Read	Ant	Cable	Preamp	Aux	APos	TPos	Remark	Freq	Level	Line	Margin	Level	Factor	Loss	Factor	Factor	MHz	dBuV/m	dBuV/m	dB	dBuV	dB/m	dB	dB	cm	deg	1	5120.00	49.52	74.00	-24.48	41.87	34.18	10.58	37.11	0.00	283	148	PEAK	<table border="1"> <thead> <tr> <th>Limit</th> <th>Read</th> <th>Ant</th> <th>Cable</th> <th>Preamp</th> <th>Aux</th> <th>APos</th> <th>TPos</th> <th>Remark</th> </tr> <tr> <th>Freq</th> <th>Level</th> <th>Line</th> <th>Margin</th> <th>Level</th> <th>Factor</th> <th>Loss</th> <th>Factor</th> <th>Factor</th> </tr> <tr> <th>MHz</th> <th>dBuV/m</th> <th>dBuV/m</th> <th>dB</th> <th>dBuV</th> <th>dB/m</th> <th>dB</th> <th>dB</th> <th>cm</th> <th>deg</th> </tr> </thead> <tbody> <tr> <td>1</td> <td>5230.00</td> <td>96.83</td> <td>68.30</td> <td>28.53</td> <td>88.70</td> <td>34.35</td> <td>10.68</td> <td>36.90</td> <td>0.00</td> <td>283</td> <td>148</td> <td>PEAK</td> </tr> </tbody> </table>	Limit	Read	Ant	Cable	Preamp	Aux	APos	TPos	Remark	Freq	Level	Line	Margin	Level	Factor	Loss	Factor	Factor	MHz	dBuV/m	dBuV/m	dB	dBuV	dB/m	dB	dB	cm	deg	1	5230.00	96.83	68.30	28.53	88.70	34.35	10.68	36.90	0.00	283	148	PEAK
	Limit	Read	Ant	Cable	Preamp	Aux	APos	TPos	Remark																																																																											
Freq	Level	Line	Margin	Level	Factor	Loss	Factor	Factor																																																																												
MHz	dBuV/m	dBuV/m	dB	dBuV	dB/m	dB	dB	cm	deg																																																																											
1	5120.00	49.52	74.00	-24.48	41.87	34.18	10.58	37.11	0.00	283	148	PEAK																																																																								
Limit	Read	Ant	Cable	Preamp	Aux	APos	TPos	Remark																																																																												
Freq	Level	Line	Margin	Level	Factor	Loss	Factor	Factor																																																																												
MHz	dBuV/m	dBuV/m	dB	dBuV	dB/m	dB	dB	cm	deg																																																																											
1	5230.00	96.83	68.30	28.53	88.70	34.35	10.68	36.90	0.00	283	148	PEAK																																																																								
Avg	<table border="1"> <thead> <tr> <th>Limit</th> <th>Read</th> <th>Ant</th> <th>Cable</th> <th>Preamp</th> <th>Aux</th> <th>APos</th> <th>TPos</th> <th>Remark</th> </tr> <tr> <th>Freq</th> <th>Level</th> <th>Line</th> <th>Margin</th> <th>Level</th> <th>Factor</th> <th>Loss</th> <th>Factor</th> <th>Factor</th> </tr> <tr> <th>MHz</th> <th>dBuV/m</th> <th>dBuV/m</th> <th>dB</th> <th>dBuV</th> <th>dB/m</th> <th>dB</th> <th>dB</th> <th>cm</th> <th>deg</th> </tr> </thead> <tbody> <tr> <td>1</td> <td>5134.72</td> <td>38.71</td> <td>54.00</td> <td>-15.29</td> <td>30.99</td> <td>34.21</td> <td>10.59</td> <td>37.08</td> <td>0.00</td> <td>283</td> <td>148</td> <td>AVERAGE</td> </tr> </tbody> </table>	Limit	Read	Ant	Cable	Preamp	Aux	APos	TPos	Remark	Freq	Level	Line	Margin	Level	Factor	Loss	Factor	Factor	MHz	dBuV/m	dBuV/m	dB	dBuV	dB/m	dB	dB	cm	deg	1	5134.72	38.71	54.00	-15.29	30.99	34.21	10.59	37.08	0.00	283	148	AVERAGE	<table border="1"> <thead> <tr> <th>Limit</th> <th>Read</th> <th>Ant</th> <th>Cable</th> <th>Preamp</th> <th>Aux</th> <th>APos</th> <th>TPos</th> <th>Remark</th> </tr> <tr> <th>Freq</th> <th>Level</th> <th>Line</th> <th>Margin</th> <th>Level</th> <th>Factor</th> <th>Loss</th> <th>Factor</th> <th>Factor</th> </tr> <tr> <th>MHz</th> <th>dBuV/m</th> <th>dBuV/m</th> <th>dB</th> <th>dBuV</th> <th>dB/m</th> <th>dB</th> <th>dB</th> <th>cm</th> <th>deg</th> </tr> </thead> <tbody> <tr> <td>1</td> <td>5230.00</td> <td>87.03</td> <td>68.30</td> <td>18.73</td> <td>78.93</td> <td>34.34</td> <td>10.67</td> <td>36.91</td> <td>0.00</td> <td>283</td> <td>148</td> <td>AVERAGE</td> </tr> </tbody> </table>	Limit	Read	Ant	Cable	Preamp	Aux	APos	TPos	Remark	Freq	Level	Line	Margin	Level	Factor	Loss	Factor	Factor	MHz	dBuV/m	dBuV/m	dB	dBuV	dB/m	dB	dB	cm	deg	1	5230.00	87.03	68.30	18.73	78.93	34.34	10.67	36.91	0.00	283	148	AVERAGE
Limit	Read	Ant	Cable	Preamp	Aux	APos	TPos	Remark																																																																												
Freq	Level	Line	Margin	Level	Factor	Loss	Factor	Factor																																																																												
MHz	dBuV/m	dBuV/m	dB	dBuV	dB/m	dB	dB	cm	deg																																																																											
1	5134.72	38.71	54.00	-15.29	30.99	34.21	10.59	37.08	0.00	283	148	AVERAGE																																																																								
Limit	Read	Ant	Cable	Preamp	Aux	APos	TPos	Remark																																																																												
Freq	Level	Line	Margin	Level	Factor	Loss	Factor	Factor																																																																												
MHz	dBuV/m	dBuV/m	dB	dBuV	dB/m	dB	dB	cm	deg																																																																											
1	5230.00	87.03	68.30	18.73	78.93	34.34	10.67	36.91	0.00	283	148	AVERAGE																																																																								



Mode	20																																														
	Band Edge - R																																														
	U-NII-1_5.15-5.25_802.11ac VHT40_CH46_Full RU_5230MHz																																														
ANT	1																																														
Pol.	Horizontal	Fundamental																																													
Peak	<table border="1"> <thead> <tr> <th>Limit</th> <th>Read</th> <th>Ant</th> <th>Cable</th> <th>Preamp</th> <th>Aux</th> <th>APos</th> <th>TPos</th> <th>Remark</th> </tr> <tr> <th>Freq</th> <th>Level</th> <th>Line</th> <th>Margin</th> <th>Level</th> <th>Factor</th> <th>Loss</th> <th>Factor</th> <th>Factor</th> </tr> <tr> <th>MHz</th> <th>dBuV/m</th> <th>dBuV/m</th> <th>dB</th> <th>dBuV</th> <th>dB/m</th> <th>dB</th> <th>dB</th> <th>dB</th> </tr> </thead> <tbody> <tr> <td>1 5351.22</td> <td>47.27</td> <td>74.00</td> <td>-26.73</td> <td>38.67</td> <td>34.52</td> <td>10.75</td> <td>36.67</td> <td>0.00</td> </tr> <tr> <td></td> <td></td> <td></td> <td></td> <td></td> <td></td> <td></td> <td></td> <td>283 148 PEAK</td> </tr> </tbody> </table>	Limit	Read	Ant	Cable	Preamp	Aux	APos	TPos	Remark	Freq	Level	Line	Margin	Level	Factor	Loss	Factor	Factor	MHz	dBuV/m	dBuV/m	dB	dBuV	dB/m	dB	dB	dB	1 5351.22	47.27	74.00	-26.73	38.67	34.52	10.75	36.67	0.00									283 148 PEAK	Blank
Limit	Read	Ant	Cable	Preamp	Aux	APos	TPos	Remark																																							
Freq	Level	Line	Margin	Level	Factor	Loss	Factor	Factor																																							
MHz	dBuV/m	dBuV/m	dB	dBuV	dB/m	dB	dB	dB																																							
1 5351.22	47.27	74.00	-26.73	38.67	34.52	10.75	36.67	0.00																																							
								283 148 PEAK																																							
Avg	<table border="1"> <thead> <tr> <th>Limit</th> <th>Read</th> <th>Ant</th> <th>Cable</th> <th>Preamp</th> <th>Aux</th> <th>APos</th> <th>TPos</th> <th>Remark</th> </tr> <tr> <th>Freq</th> <th>Level</th> <th>Line</th> <th>Margin</th> <th>Level</th> <th>Factor</th> <th>Loss</th> <th>Factor</th> <th>Factor</th> </tr> <tr> <th>MHz</th> <th>dBuV/m</th> <th>dBuV/m</th> <th>dB</th> <th>dBuV</th> <th>dB/m</th> <th>dB</th> <th>dB</th> <th>dB</th> </tr> </thead> <tbody> <tr> <td>1 5382.36</td> <td>37.31</td> <td>54.00</td> <td>-16.69</td> <td>28.58</td> <td>34.57</td> <td>10.77</td> <td>36.61</td> <td>0.00</td> </tr> <tr> <td></td> <td></td> <td></td> <td></td> <td></td> <td></td> <td></td> <td></td> <td>283 148 AVERAGE</td> </tr> </tbody> </table>	Limit	Read	Ant	Cable	Preamp	Aux	APos	TPos	Remark	Freq	Level	Line	Margin	Level	Factor	Loss	Factor	Factor	MHz	dBuV/m	dBuV/m	dB	dBuV	dB/m	dB	dB	dB	1 5382.36	37.31	54.00	-16.69	28.58	34.57	10.77	36.61	0.00									283 148 AVERAGE	Blank
Limit	Read	Ant	Cable	Preamp	Aux	APos	TPos	Remark																																							
Freq	Level	Line	Margin	Level	Factor	Loss	Factor	Factor																																							
MHz	dBuV/m	dBuV/m	dB	dBuV	dB/m	dB	dB	dB																																							
1 5382.36	37.31	54.00	-16.69	28.58	34.57	10.77	36.61	0.00																																							
								283 148 AVERAGE																																							



Mode	20																																																																																			
	Band Edge - L																																																																																			
	U-NII-1_5.15-5.25_802.11ac VHT40_CH46_Full RU_5230MHz																																																																																			
ANT	1																																																																																			
Pol.	Vertical	Fundamental																																																																																		
Peak	<table border="1"> <thead> <tr> <th>Limit</th> <th>Read</th> <th>Ant</th> <th>Cable</th> <th>Preamp</th> <th>Aux</th> <th>APos</th> <th>TPos</th> <th>Remark</th> </tr> <tr> <th>Freq</th> <th>Level</th> <th>Line</th> <th>Margin</th> <th>Level</th> <th>Factor</th> <th>Loss</th> <th>Factor</th> <th>Factor</th> </tr> <tr> <th>MHz</th> <th>dBuV/m</th> <th>dBuV/m</th> <th>dB</th> <th>dBuV</th> <th>dB/m</th> <th>dB</th> <th>dB</th> <th>cm</th> <th>deg</th> </tr> </thead> <tbody> <tr> <td>1</td> <td>5126.72</td> <td>51.59</td> <td>74.00</td> <td>-22.41</td> <td>43.91</td> <td>34.19</td> <td>10.58</td> <td>37.09</td> <td>0.00</td> <td>169</td> <td>360</td> <td>PEAK</td> </tr> </tbody> </table>	Limit	Read	Ant	Cable	Preamp	Aux	APos	TPos	Remark	Freq	Level	Line	Margin	Level	Factor	Loss	Factor	Factor	MHz	dBuV/m	dBuV/m	dB	dBuV	dB/m	dB	dB	cm	deg	1	5126.72	51.59	74.00	-22.41	43.91	34.19	10.58	37.09	0.00	169	360	PEAK	<table border="1"> <thead> <tr> <th>Limit</th> <th>Read</th> <th>Ant</th> <th>Cable</th> <th>Preamp</th> <th>Aux</th> <th>APos</th> <th>TPos</th> <th>Remark</th> </tr> <tr> <th>Freq</th> <th>Level</th> <th>Line</th> <th>Margin</th> <th>Level</th> <th>Factor</th> <th>Loss</th> <th>Factor</th> <th>Factor</th> </tr> <tr> <th>MHz</th> <th>dBuV/m</th> <th>dBuV/m</th> <th>dB</th> <th>dBuV</th> <th>dB/m</th> <th>dB</th> <th>dB</th> <th>cm</th> <th>deg</th> </tr> </thead> <tbody> <tr> <td>1</td> <td>5230.00</td> <td>104.19</td> <td>68.30</td> <td>35.89</td> <td>96.06</td> <td>34.35</td> <td>10.68</td> <td>36.90</td> <td>0.00</td> <td>169</td> <td>360</td> <td>PEAK</td> </tr> </tbody> </table>	Limit	Read	Ant	Cable	Preamp	Aux	APos	TPos	Remark	Freq	Level	Line	Margin	Level	Factor	Loss	Factor	Factor	MHz	dBuV/m	dBuV/m	dB	dBuV	dB/m	dB	dB	cm	deg	1	5230.00	104.19	68.30	35.89	96.06	34.35	10.68	36.90	0.00	169	360	PEAK
	Limit	Read	Ant	Cable	Preamp	Aux	APos	TPos	Remark																																																																											
Freq	Level	Line	Margin	Level	Factor	Loss	Factor	Factor																																																																												
MHz	dBuV/m	dBuV/m	dB	dBuV	dB/m	dB	dB	cm	deg																																																																											
1	5126.72	51.59	74.00	-22.41	43.91	34.19	10.58	37.09	0.00	169	360	PEAK																																																																								
Limit	Read	Ant	Cable	Preamp	Aux	APos	TPos	Remark																																																																												
Freq	Level	Line	Margin	Level	Factor	Loss	Factor	Factor																																																																												
MHz	dBuV/m	dBuV/m	dB	dBuV	dB/m	dB	dB	cm	deg																																																																											
1	5230.00	104.19	68.30	35.89	96.06	34.35	10.68	36.90	0.00	169	360	PEAK																																																																								
Avg	<table border="1"> <thead> <tr> <th>Limit</th> <th>Read</th> <th>Ant</th> <th>Cable</th> <th>Preamp</th> <th>Aux</th> <th>APos</th> <th>TPos</th> <th>Remark</th> </tr> <tr> <th>Freq</th> <th>Level</th> <th>Line</th> <th>Margin</th> <th>Level</th> <th>Factor</th> <th>Loss</th> <th>Factor</th> <th>Factor</th> </tr> <tr> <th>MHz</th> <th>dBuV/m</th> <th>dBuV/m</th> <th>dB</th> <th>dBuV</th> <th>dB/m</th> <th>dB</th> <th>dB</th> <th>cm</th> <th>deg</th> </tr> </thead> <tbody> <tr> <td>1</td> <td>5149.76</td> <td>40.72</td> <td>54.00</td> <td>-13.28</td> <td>32.93</td> <td>34.23</td> <td>10.61</td> <td>37.05</td> <td>0.00</td> <td>169</td> <td>360</td> <td>AVERAGE</td> </tr> </tbody> </table>	Limit	Read	Ant	Cable	Preamp	Aux	APos	TPos	Remark	Freq	Level	Line	Margin	Level	Factor	Loss	Factor	Factor	MHz	dBuV/m	dBuV/m	dB	dBuV	dB/m	dB	dB	cm	deg	1	5149.76	40.72	54.00	-13.28	32.93	34.23	10.61	37.05	0.00	169	360	AVERAGE	<table border="1"> <thead> <tr> <th>Limit</th> <th>Read</th> <th>Ant</th> <th>Cable</th> <th>Preamp</th> <th>Aux</th> <th>APos</th> <th>TPos</th> <th>Remark</th> </tr> <tr> <th>Freq</th> <th>Level</th> <th>Line</th> <th>Margin</th> <th>Level</th> <th>Factor</th> <th>Loss</th> <th>Factor</th> <th>Factor</th> </tr> <tr> <th>MHz</th> <th>dBuV/m</th> <th>dBuV/m</th> <th>dB</th> <th>dBuV</th> <th>dB/m</th> <th>dB</th> <th>dB</th> <th>cm</th> <th>deg</th> </tr> </thead> <tbody> <tr> <td>1</td> <td>5230.00</td> <td>95.08</td> <td>68.30</td> <td>26.78</td> <td>86.95</td> <td>34.35</td> <td>10.68</td> <td>36.90</td> <td>0.00</td> <td>169</td> <td>360</td> <td>AVERAGE</td> </tr> </tbody> </table>	Limit	Read	Ant	Cable	Preamp	Aux	APos	TPos	Remark	Freq	Level	Line	Margin	Level	Factor	Loss	Factor	Factor	MHz	dBuV/m	dBuV/m	dB	dBuV	dB/m	dB	dB	cm	deg	1	5230.00	95.08	68.30	26.78	86.95	34.35	10.68	36.90	0.00	169	360	AVERAGE
Limit	Read	Ant	Cable	Preamp	Aux	APos	TPos	Remark																																																																												
Freq	Level	Line	Margin	Level	Factor	Loss	Factor	Factor																																																																												
MHz	dBuV/m	dBuV/m	dB	dBuV	dB/m	dB	dB	cm	deg																																																																											
1	5149.76	40.72	54.00	-13.28	32.93	34.23	10.61	37.05	0.00	169	360	AVERAGE																																																																								
Limit	Read	Ant	Cable	Preamp	Aux	APos	TPos	Remark																																																																												
Freq	Level	Line	Margin	Level	Factor	Loss	Factor	Factor																																																																												
MHz	dBuV/m	dBuV/m	dB	dBuV	dB/m	dB	dB	cm	deg																																																																											
1	5230.00	95.08	68.30	26.78	86.95	34.35	10.68	36.90	0.00	169	360	AVERAGE																																																																								



Mode	20																																																									
	Band Edge - R																																																									
	U-NII-1_5.15-5.25_802.11ac VHT40_CH46_Full RU_5230MHz																																																									
ANT	1																																																									
Pol.	Vertical	Fundamental																																																								
Peak	<table border="1"> <thead> <tr> <th>Limit</th> <th>Read</th> <th>Ant</th> <th>Cable</th> <th>Preamp</th> <th>Aux</th> <th>APos</th> <th>TPos</th> </tr> <tr> <th>Freq Level</th> <th>Line</th> <th>Margin</th> <th>Level</th> <th>Factor</th> <th>Loss</th> <th>Factor</th> <th>Factor</th> </tr> <tr> <th>MHz</th> <th>dBuV/m</th> <th>dBuV/m</th> <th>dB</th> <th>dBuV</th> <th>dB/m</th> <th>dB</th> <th>dB</th> </tr> </thead> <tbody> <tr> <td>1 5396.04</td> <td>47.97</td> <td>74.00</td> <td>-26.03</td> <td>39.19</td> <td>34.59</td> <td>10.77</td> <td>36.58</td> </tr> <tr> <td></td> <td></td> <td></td> <td></td> <td></td> <td></td> <td>0.00</td> <td>169</td> </tr> <tr> <td></td> <td></td> <td></td> <td></td> <td></td> <td></td> <td></td> <td>360</td> </tr> <tr> <td></td> <td></td> <td></td> <td></td> <td></td> <td></td> <td></td> <td>PEAK</td> </tr> </tbody> </table>	Limit	Read	Ant	Cable	Preamp	Aux	APos	TPos	Freq Level	Line	Margin	Level	Factor	Loss	Factor	Factor	MHz	dBuV/m	dBuV/m	dB	dBuV	dB/m	dB	dB	1 5396.04	47.97	74.00	-26.03	39.19	34.59	10.77	36.58							0.00	169								360								PEAK	Blank
	Limit	Read	Ant	Cable	Preamp	Aux	APos	TPos																																																		
Freq Level	Line	Margin	Level	Factor	Loss	Factor	Factor																																																			
MHz	dBuV/m	dBuV/m	dB	dBuV	dB/m	dB	dB																																																			
1 5396.04	47.97	74.00	-26.03	39.19	34.59	10.77	36.58																																																			
						0.00	169																																																			
							360																																																			
							PEAK																																																			
Avg	<table border="1"> <thead> <tr> <th>Limit</th> <th>Read</th> <th>Ant</th> <th>Cable</th> <th>Preamp</th> <th>Aux</th> <th>APos</th> <th>TPos</th> </tr> <tr> <th>Freq Level</th> <th>Line</th> <th>Margin</th> <th>Level</th> <th>Factor</th> <th>Loss</th> <th>Factor</th> <th>Factor</th> </tr> <tr> <th>MHz</th> <th>dBuV/m</th> <th>dBuV/m</th> <th>dB</th> <th>dBuV</th> <th>dB/m</th> <th>dB</th> <th>dB</th> </tr> </thead> <tbody> <tr> <td>1 5350.86</td> <td>38.57</td> <td>54.00</td> <td>-15.43</td> <td>29.97</td> <td>34.52</td> <td>10.75</td> <td>36.67</td> </tr> <tr> <td></td> <td></td> <td></td> <td></td> <td></td> <td></td> <td>0.00</td> <td>169</td> </tr> <tr> <td></td> <td></td> <td></td> <td></td> <td></td> <td></td> <td></td> <td>360</td> </tr> <tr> <td></td> <td></td> <td></td> <td></td> <td></td> <td></td> <td></td> <td>AVERAGE</td> </tr> </tbody> </table>	Limit	Read	Ant	Cable	Preamp	Aux	APos	TPos	Freq Level	Line	Margin	Level	Factor	Loss	Factor	Factor	MHz	dBuV/m	dBuV/m	dB	dBuV	dB/m	dB	dB	1 5350.86	38.57	54.00	-15.43	29.97	34.52	10.75	36.67							0.00	169								360								AVERAGE	Blank
Limit	Read	Ant	Cable	Preamp	Aux	APos	TPos																																																			
Freq Level	Line	Margin	Level	Factor	Loss	Factor	Factor																																																			
MHz	dBuV/m	dBuV/m	dB	dBuV	dB/m	dB	dB																																																			
1 5350.86	38.57	54.00	-15.43	29.97	34.52	10.75	36.67																																																			
						0.00	169																																																			
							360																																																			
							AVERAGE																																																			





Mode	20																																																																																																	
	Harmonic																																																																																																	
	U-NII-1_5.15-5.25_802.11ac VHT40_CH46_Full RU_5230MHz																																																																																																	
ANT	1																																																																																																	
Pol.	Horizontal	Vertical																																																																																																
Peak Avg	<table border="1"> <thead> <tr> <th>Limit</th> <th>Read</th> <th>Ant</th> <th>Cable</th> <th>Preamp</th> <th>Aux</th> <th>APos</th> <th>TPos</th> </tr> <tr> <th>Freq</th> <th>Level</th> <th>Line</th> <th>Margin</th> <th>Level</th> <th>Factor</th> <th>Loss</th> <th>Factor</th> </tr> <tr> <th>MHz</th> <th>dBuV/m</th> <th>dBuV/m</th> <th>dB</th> <th>dBuV</th> <th>dB/m</th> <th>dB</th> <th>dB</th> </tr> </thead> <tbody> <tr> <td>1 10460.00</td> <td>44.52</td> <td>68.30</td> <td>-23.78</td> <td>58.55</td> <td>37.53</td> <td>15.54</td> <td>67.10</td> </tr> <tr> <td></td> <td></td> <td></td> <td></td> <td>0.00</td> <td></td> <td></td> <td></td> </tr> <tr> <td></td> <td></td> <td></td> <td></td> <td></td> <td></td> <td></td> <td>PEAK</td> </tr> </tbody> </table>	Limit	Read	Ant	Cable	Preamp	Aux	APos	TPos	Freq	Level	Line	Margin	Level	Factor	Loss	Factor	MHz	dBuV/m	dBuV/m	dB	dBuV	dB/m	dB	dB	1 10460.00	44.52	68.30	-23.78	58.55	37.53	15.54	67.10					0.00											PEAK	<table border="1"> <thead> <tr> <th>Limit</th> <th>Read</th> <th>Ant</th> <th>Cable</th> <th>Preamp</th> <th>Aux</th> <th>APos</th> <th>TPos</th> </tr> <tr> <th>Freq</th> <th>Level</th> <th>Line</th> <th>Margin</th> <th>Level</th> <th>Factor</th> <th>Loss</th> <th>Factor</th> </tr> <tr> <th>MHz</th> <th>dBuV/m</th> <th>dBuV/m</th> <th>dB</th> <th>dBuV</th> <th>dB/m</th> <th>dB</th> <th>dB</th> </tr> </thead> <tbody> <tr> <td>1 10460.00</td> <td>45.75</td> <td>68.30</td> <td>-22.55</td> <td>59.78</td> <td>37.53</td> <td>15.54</td> <td>67.10</td> </tr> <tr> <td></td> <td></td> <td></td> <td></td> <td>0.00</td> <td></td> <td></td> <td></td> </tr> <tr> <td></td> <td></td> <td></td> <td></td> <td></td> <td></td> <td></td> <td>PEAK</td> </tr> </tbody> </table>	Limit	Read	Ant	Cable	Preamp	Aux	APos	TPos	Freq	Level	Line	Margin	Level	Factor	Loss	Factor	MHz	dBuV/m	dBuV/m	dB	dBuV	dB/m	dB	dB	1 10460.00	45.75	68.30	-22.55	59.78	37.53	15.54	67.10					0.00											PEAK
Limit	Read	Ant	Cable	Preamp	Aux	APos	TPos																																																																																											
Freq	Level	Line	Margin	Level	Factor	Loss	Factor																																																																																											
MHz	dBuV/m	dBuV/m	dB	dBuV	dB/m	dB	dB																																																																																											
1 10460.00	44.52	68.30	-23.78	58.55	37.53	15.54	67.10																																																																																											
				0.00																																																																																														
							PEAK																																																																																											
Limit	Read	Ant	Cable	Preamp	Aux	APos	TPos																																																																																											
Freq	Level	Line	Margin	Level	Factor	Loss	Factor																																																																																											
MHz	dBuV/m	dBuV/m	dB	dBuV	dB/m	dB	dB																																																																																											
1 10460.00	45.75	68.30	-22.55	59.78	37.53	15.54	67.10																																																																																											
				0.00																																																																																														
							PEAK																																																																																											



Mode	21																																																																											
	Band Edge - L																																																																											
	U-NII-2A_5.25-5.35_802.11ac_VHT40_CH54_Full_RU_5270MHz																																																																											
ANT	1																																																																											
Pol.	Horizontal	Fundamental																																																																										
Peak	<table border="1"> <thead> <tr> <th>Limit</th> <th>Read</th> <th>Ant</th> <th>Cable</th> <th>Preamp</th> <th>Aux</th> <th>APos</th> <th>TPos</th> </tr> <tr> <th>Freq</th> <th>Level</th> <th>Line</th> <th>Margin</th> <th>Level</th> <th>Factor</th> <th>Loss</th> <th>Factor</th> </tr> <tr> <th>MHz</th> <th>dBuV/m</th> <th>dBuV/m</th> <th>dB</th> <th>dBuV</th> <th>dB/m</th> <th>dB</th> <th>dB</th> </tr> </thead> <tbody> <tr> <td>1</td> <td>5107.84</td> <td>39.11</td> <td>74.00</td> <td>-23.73</td> <td>42.60</td> <td>34.19</td> <td>10.58</td> <td>37.10</td> <td>0.00</td> <td>100</td> <td>189</td> <td>PEAK</td> </tr> </tbody> </table>	Limit	Read	Ant	Cable	Preamp	Aux	APos	TPos	Freq	Level	Line	Margin	Level	Factor	Loss	Factor	MHz	dBuV/m	dBuV/m	dB	dBuV	dB/m	dB	dB	1	5107.84	39.11	74.00	-23.73	42.60	34.19	10.58	37.10	0.00	100	189	PEAK	<table border="1"> <thead> <tr> <th>Limit</th> <th>Read</th> <th>Ant</th> <th>Cable</th> <th>Preamp</th> <th>Aux</th> <th>APos</th> <th>TPos</th> </tr> <tr> <th>Freq</th> <th>Level</th> <th>Line</th> <th>Margin</th> <th>Level</th> <th>Factor</th> <th>Loss</th> <th>Factor</th> </tr> <tr> <th>MHz</th> <th>dBuV/m</th> <th>dBuV/m</th> <th>dB</th> <th>dBuV</th> <th>dB/m</th> <th>dB</th> <th>dB</th> </tr> </thead> <tbody> <tr> <td>1</td> <td>5270.00</td> <td>94.41</td> <td>68.30</td> <td>26.11</td> <td>86.13</td> <td>34.40</td> <td>10.70</td> <td>36.82</td> <td>0.00</td> <td>100</td> <td>189</td> <td>PEAK</td> </tr> </tbody> </table>	Limit	Read	Ant	Cable	Preamp	Aux	APos	TPos	Freq	Level	Line	Margin	Level	Factor	Loss	Factor	MHz	dBuV/m	dBuV/m	dB	dBuV	dB/m	dB	dB	1	5270.00	94.41	68.30	26.11	86.13	34.40	10.70	36.82	0.00	100	189	PEAK
	Limit	Read	Ant	Cable	Preamp	Aux	APos	TPos																																																																				
Freq	Level	Line	Margin	Level	Factor	Loss	Factor																																																																					
MHz	dBuV/m	dBuV/m	dB	dBuV	dB/m	dB	dB																																																																					
1	5107.84	39.11	74.00	-23.73	42.60	34.19	10.58	37.10	0.00	100	189	PEAK																																																																
Limit	Read	Ant	Cable	Preamp	Aux	APos	TPos																																																																					
Freq	Level	Line	Margin	Level	Factor	Loss	Factor																																																																					
MHz	dBuV/m	dBuV/m	dB	dBuV	dB/m	dB	dB																																																																					
1	5270.00	94.41	68.30	26.11	86.13	34.40	10.70	36.82	0.00	100	189	PEAK																																																																
Avg	<table border="1"> <thead> <tr> <th>Limit</th> <th>Read</th> <th>Ant</th> <th>Cable</th> <th>Preamp</th> <th>Aux</th> <th>APos</th> <th>TPos</th> </tr> <tr> <th>Freq</th> <th>Level</th> <th>Line</th> <th>Margin</th> <th>Level</th> <th>Factor</th> <th>Loss</th> <th>Factor</th> </tr> <tr> <th>MHz</th> <th>dBuV/m</th> <th>dBuV/m</th> <th>dB</th> <th>dBuV</th> <th>dB/m</th> <th>dB</th> <th>dB</th> </tr> </thead> <tbody> <tr> <td>1</td> <td>5107.84</td> <td>39.11</td> <td>54.00</td> <td>-14.89</td> <td>31.51</td> <td>34.17</td> <td>10.56</td> <td>37.13</td> <td>0.00</td> <td>100</td> <td>189</td> <td>AVERAGE</td> </tr> </tbody> </table>	Limit	Read	Ant	Cable	Preamp	Aux	APos	TPos	Freq	Level	Line	Margin	Level	Factor	Loss	Factor	MHz	dBuV/m	dBuV/m	dB	dBuV	dB/m	dB	dB	1	5107.84	39.11	54.00	-14.89	31.51	34.17	10.56	37.13	0.00	100	189	AVERAGE	<table border="1"> <thead> <tr> <th>Limit</th> <th>Read</th> <th>Ant</th> <th>Cable</th> <th>Preamp</th> <th>Aux</th> <th>APos</th> <th>TPos</th> </tr> <tr> <th>Freq</th> <th>Level</th> <th>Line</th> <th>Margin</th> <th>Level</th> <th>Factor</th> <th>Loss</th> <th>Factor</th> </tr> <tr> <th>MHz</th> <th>dBuV/m</th> <th>dBuV/m</th> <th>dB</th> <th>dBuV</th> <th>dB/m</th> <th>dB</th> <th>dB</th> </tr> </thead> <tbody> <tr> <td>1</td> <td>5270.00</td> <td>84.53</td> <td>68.30</td> <td>16.23</td> <td>76.25</td> <td>34.40</td> <td>10.70</td> <td>36.82</td> <td>0.00</td> <td>100</td> <td>189</td> <td>AVERAGE</td> </tr> </tbody> </table>	Limit	Read	Ant	Cable	Preamp	Aux	APos	TPos	Freq	Level	Line	Margin	Level	Factor	Loss	Factor	MHz	dBuV/m	dBuV/m	dB	dBuV	dB/m	dB	dB	1	5270.00	84.53	68.30	16.23	76.25	34.40	10.70	36.82	0.00	100	189	AVERAGE
Limit	Read	Ant	Cable	Preamp	Aux	APos	TPos																																																																					
Freq	Level	Line	Margin	Level	Factor	Loss	Factor																																																																					
MHz	dBuV/m	dBuV/m	dB	dBuV	dB/m	dB	dB																																																																					
1	5107.84	39.11	54.00	-14.89	31.51	34.17	10.56	37.13	0.00	100	189	AVERAGE																																																																
Limit	Read	Ant	Cable	Preamp	Aux	APos	TPos																																																																					
Freq	Level	Line	Margin	Level	Factor	Loss	Factor																																																																					
MHz	dBuV/m	dBuV/m	dB	dBuV	dB/m	dB	dB																																																																					
1	5270.00	84.53	68.30	16.23	76.25	34.40	10.70	36.82	0.00	100	189	AVERAGE																																																																



Mode	21																																								
	Band Edge - R																																								
	U-NII-2A_5.25-5.35_802.11ac VHT40_CH54_Full RU_5270MHz																																								
ANT	1																																								
Pol.	Horizontal	Fundamental																																							
Peak	<table border="1"> <thead> <tr> <th>Limit</th> <th>Read</th> <th>Ant</th> <th>Cable</th> <th>Preamp</th> <th>Aux</th> <th>APos</th> <th>TPos</th> <th>Remark</th> </tr> <tr> <th>Freq</th> <th>Level</th> <th>Line</th> <th>Margin</th> <th>Level</th> <th>Factor</th> <th>Loss</th> <th>Factor</th> <th>Factor</th> </tr> <tr> <th>MHz</th> <th>dBuV/m</th> <th>dBuV/m</th> <th>dB</th> <th>dBuV</th> <th>dB/m</th> <th>dB</th> <th>dB</th> <th>cm</th> <th>deg</th> </tr> </thead> <tbody> <tr> <td>1 5354.30</td> <td>49.21</td> <td>74.00</td> <td>-24.79</td> <td>40.59</td> <td>34.53</td> <td>10.75</td> <td>36.66</td> <td>0.00</td> <td>100</td> <td>189 PEAK</td> </tr> </tbody> </table>	Limit	Read	Ant	Cable	Preamp	Aux	APos	TPos	Remark	Freq	Level	Line	Margin	Level	Factor	Loss	Factor	Factor	MHz	dBuV/m	dBuV/m	dB	dBuV	dB/m	dB	dB	cm	deg	1 5354.30	49.21	74.00	-24.79	40.59	34.53	10.75	36.66	0.00	100	189 PEAK	Blank
Limit	Read	Ant	Cable	Preamp	Aux	APos	TPos	Remark																																	
Freq	Level	Line	Margin	Level	Factor	Loss	Factor	Factor																																	
MHz	dBuV/m	dBuV/m	dB	dBuV	dB/m	dB	dB	cm	deg																																
1 5354.30	49.21	74.00	-24.79	40.59	34.53	10.75	36.66	0.00	100	189 PEAK																															
Avg	<table border="1"> <thead> <tr> <th>Limit</th> <th>Read</th> <th>Ant</th> <th>Cable</th> <th>Preamp</th> <th>Aux</th> <th>APos</th> <th>TPos</th> <th>Remark</th> </tr> <tr> <th>Freq</th> <th>Level</th> <th>Line</th> <th>Margin</th> <th>Level</th> <th>Factor</th> <th>Loss</th> <th>Factor</th> <th>Factor</th> </tr> <tr> <th>MHz</th> <th>dBuV/m</th> <th>dBuV/m</th> <th>dB</th> <th>dBuV</th> <th>dB/m</th> <th>dB</th> <th>dB</th> <th>cm</th> <th>deg</th> </tr> </thead> <tbody> <tr> <td>1 5356.00</td> <td>37.89</td> <td>54.00</td> <td>-16.11</td> <td>29.27</td> <td>34.53</td> <td>10.75</td> <td>36.66</td> <td>0.00</td> <td>100</td> <td>189 AVERAGE</td> </tr> </tbody> </table>	Limit	Read	Ant	Cable	Preamp	Aux	APos	TPos	Remark	Freq	Level	Line	Margin	Level	Factor	Loss	Factor	Factor	MHz	dBuV/m	dBuV/m	dB	dBuV	dB/m	dB	dB	cm	deg	1 5356.00	37.89	54.00	-16.11	29.27	34.53	10.75	36.66	0.00	100	189 AVERAGE	Blank
Limit	Read	Ant	Cable	Preamp	Aux	APos	TPos	Remark																																	
Freq	Level	Line	Margin	Level	Factor	Loss	Factor	Factor																																	
MHz	dBuV/m	dBuV/m	dB	dBuV	dB/m	dB	dB	cm	deg																																
1 5356.00	37.89	54.00	-16.11	29.27	34.53	10.75	36.66	0.00	100	189 AVERAGE																															



Mode	21																																																																																									
	Band Edge - L																																																																																									
	U-NII-2A_5.25-5.35_802.11ac_VHT40_CH54_Full_RU_5270MHz																																																																																									
ANT	1																																																																																									
Pol.	Vertical	Fundamental																																																																																								
Peak	<table border="1"> <thead> <tr> <th>Limit</th> <th>Read</th> <th>Ant</th> <th>Cable</th> <th>Preamp</th> <th>Aux</th> <th>APos</th> <th>TPos</th> <th colspan="2">Remark</th> </tr> <tr> <th>Freq</th> <th>Level</th> <th>Line</th> <th>Margin</th> <th>Level</th> <th>Factor</th> <th>Loss</th> <th>Factor</th> <th>Factor</th> <th></th> </tr> <tr> <th>MHz</th> <th>dBuV/m</th> <th>dBuV/m</th> <th>dB</th> <th>dBuV</th> <th>dB/m</th> <th>dB</th> <th>dB</th> <th>dB</th> <th>cm</th> <th>deg</th> </tr> </thead> <tbody> <tr> <td>1</td> <td>5118.40</td> <td>51.68</td> <td>74.00</td> <td>-22.32</td> <td>44.03</td> <td>34.18</td> <td>10.58</td> <td>37.11</td> <td>0.00</td> <td>312</td> <td>112</td> <td>PEAK</td> </tr> </tbody> </table>	Limit	Read	Ant	Cable	Preamp	Aux	APos	TPos	Remark		Freq	Level	Line	Margin	Level	Factor	Loss	Factor	Factor		MHz	dBuV/m	dBuV/m	dB	dBuV	dB/m	dB	dB	dB	cm	deg	1	5118.40	51.68	74.00	-22.32	44.03	34.18	10.58	37.11	0.00	312	112	PEAK	<table border="1"> <thead> <tr> <th>Limit</th> <th>Read</th> <th>Ant</th> <th>Cable</th> <th>Preamp</th> <th>Aux</th> <th>APos</th> <th>TPos</th> <th colspan="2">Remark</th> </tr> <tr> <th>Freq</th> <th>Level</th> <th>Line</th> <th>Margin</th> <th>Level</th> <th>Factor</th> <th>Loss</th> <th>Factor</th> <th>Factor</th> <th></th> </tr> <tr> <th>MHz</th> <th>dBuV/m</th> <th>dBuV/m</th> <th>dB</th> <th>dBuV</th> <th>dB/m</th> <th>dB</th> <th>dB</th> <th>dB</th> <th>cm</th> <th>deg</th> </tr> </thead> <tbody> <tr> <td>1</td> <td>5270.00</td> <td>102.64</td> <td>68.30</td> <td>34.34</td> <td>94.36</td> <td>34.40</td> <td>10.70</td> <td>36.82</td> <td>0.00</td> <td>312</td> <td>112</td> <td>PEAK</td> </tr> </tbody> </table>	Limit	Read	Ant	Cable	Preamp	Aux	APos	TPos	Remark		Freq	Level	Line	Margin	Level	Factor	Loss	Factor	Factor		MHz	dBuV/m	dBuV/m	dB	dBuV	dB/m	dB	dB	dB	cm	deg	1	5270.00	102.64	68.30	34.34	94.36	34.40	10.70	36.82	0.00	312	112	PEAK
	Limit	Read	Ant	Cable	Preamp	Aux	APos	TPos	Remark																																																																																	
Freq	Level	Line	Margin	Level	Factor	Loss	Factor	Factor																																																																																		
MHz	dBuV/m	dBuV/m	dB	dBuV	dB/m	dB	dB	dB	cm	deg																																																																																
1	5118.40	51.68	74.00	-22.32	44.03	34.18	10.58	37.11	0.00	312	112	PEAK																																																																														
Limit	Read	Ant	Cable	Preamp	Aux	APos	TPos	Remark																																																																																		
Freq	Level	Line	Margin	Level	Factor	Loss	Factor	Factor																																																																																		
MHz	dBuV/m	dBuV/m	dB	dBuV	dB/m	dB	dB	dB	cm	deg																																																																																
1	5270.00	102.64	68.30	34.34	94.36	34.40	10.70	36.82	0.00	312	112	PEAK																																																																														
Avg	<table border="1"> <thead> <tr> <th>Limit</th> <th>Read</th> <th>Ant</th> <th>Cable</th> <th>Preamp</th> <th>Aux</th> <th>APos</th> <th>TPos</th> <th colspan="2">Remark</th> </tr> <tr> <th>Freq</th> <th>Level</th> <th>Line</th> <th>Margin</th> <th>Level</th> <th>Factor</th> <th>Loss</th> <th>Factor</th> <th>Factor</th> <th></th> </tr> <tr> <th>MHz</th> <th>dBuV/m</th> <th>dBuV/m</th> <th>dB</th> <th>dBuV</th> <th>dB/m</th> <th>dB</th> <th>dB</th> <th>dB</th> <th>cm</th> <th>deg</th> </tr> </thead> <tbody> <tr> <td>1</td> <td>5142.88</td> <td>39.49</td> <td>54.00</td> <td>-14.51</td> <td>31.73</td> <td>34.22</td> <td>10.60</td> <td>37.06</td> <td>0.00</td> <td>312</td> <td>112</td> <td>AVERAGE</td> </tr> </tbody> </table>	Limit	Read	Ant	Cable	Preamp	Aux	APos	TPos	Remark		Freq	Level	Line	Margin	Level	Factor	Loss	Factor	Factor		MHz	dBuV/m	dBuV/m	dB	dBuV	dB/m	dB	dB	dB	cm	deg	1	5142.88	39.49	54.00	-14.51	31.73	34.22	10.60	37.06	0.00	312	112	AVERAGE	<table border="1"> <thead> <tr> <th>Limit</th> <th>Read</th> <th>Ant</th> <th>Cable</th> <th>Preamp</th> <th>Aux</th> <th>APos</th> <th>TPos</th> <th colspan="2">Remark</th> </tr> <tr> <th>Freq</th> <th>Level</th> <th>Line</th> <th>Margin</th> <th>Level</th> <th>Factor</th> <th>Loss</th> <th>Factor</th> <th>Factor</th> <th></th> </tr> <tr> <th>MHz</th> <th>dBuV/m</th> <th>dBuV/m</th> <th>dB</th> <th>dBuV</th> <th>dB/m</th> <th>dB</th> <th>dB</th> <th>dB</th> <th>cm</th> <th>deg</th> </tr> </thead> <tbody> <tr> <td>1</td> <td>5270.00</td> <td>93.41</td> <td>68.30</td> <td>25.11</td> <td>85.13</td> <td>34.40</td> <td>10.70</td> <td>36.82</td> <td>0.00</td> <td>312</td> <td>112</td> <td>AVERAGE</td> </tr> </tbody> </table>	Limit	Read	Ant	Cable	Preamp	Aux	APos	TPos	Remark		Freq	Level	Line	Margin	Level	Factor	Loss	Factor	Factor		MHz	dBuV/m	dBuV/m	dB	dBuV	dB/m	dB	dB	dB	cm	deg	1	5270.00	93.41	68.30	25.11	85.13	34.40	10.70	36.82	0.00	312	112	AVERAGE
Limit	Read	Ant	Cable	Preamp	Aux	APos	TPos	Remark																																																																																		
Freq	Level	Line	Margin	Level	Factor	Loss	Factor	Factor																																																																																		
MHz	dBuV/m	dBuV/m	dB	dBuV	dB/m	dB	dB	dB	cm	deg																																																																																
1	5142.88	39.49	54.00	-14.51	31.73	34.22	10.60	37.06	0.00	312	112	AVERAGE																																																																														
Limit	Read	Ant	Cable	Preamp	Aux	APos	TPos	Remark																																																																																		
Freq	Level	Line	Margin	Level	Factor	Loss	Factor	Factor																																																																																		
MHz	dBuV/m	dBuV/m	dB	dBuV	dB/m	dB	dB	dB	cm	deg																																																																																
1	5270.00	93.41	68.30	25.11	85.13	34.40	10.70	36.82	0.00	312	112	AVERAGE																																																																														



	21																																							
Mode	Band Edge - R																																							
	U-NII-2A_5.25-5.35_802.11ac VHT40_CH54_Full RU_5270MHz																																							
ANT	1																																							
Pol.	Vertical	Fundamental																																						
Peak	<table border="1"> <thead> <tr> <th>Limit</th> <th>Read</th> <th>Ant</th> <th>Cable</th> <th>Preamp</th> <th>Aux</th> <th>APos</th> <th>TPos</th> <th>Remark</th> </tr> <tr> <th>Freq</th> <th>Level</th> <th>Line</th> <th>Margin</th> <th>Level</th> <th>Factor</th> <th>Loss</th> <th>Factor</th> <th>Factor</th> </tr> <tr> <th>MHz</th> <th>dBuV/m</th> <th>dBuV/m</th> <th>dB</th> <th>dBuV</th> <th>dB/m</th> <th>dB</th> <th>dB</th> <th>cm</th> <th>deg</th> </tr> </thead> <tbody> <tr> <td>1 5351.20</td> <td>54.25</td> <td>74.00</td> <td>-19.75</td> <td>45.65</td> <td>34.52</td> <td>10.75</td> <td>36.67</td> <td>0.00</td> <td>312 112 PEAK</td> </tr> </tbody> </table>	Limit	Read	Ant	Cable	Preamp	Aux	APos	TPos	Remark	Freq	Level	Line	Margin	Level	Factor	Loss	Factor	Factor	MHz	dBuV/m	dBuV/m	dB	dBuV	dB/m	dB	dB	cm	deg	1 5351.20	54.25	74.00	-19.75	45.65	34.52	10.75	36.67	0.00	312 112 PEAK	Blank
	Limit	Read	Ant	Cable	Preamp	Aux	APos	TPos	Remark																															
Freq	Level	Line	Margin	Level	Factor	Loss	Factor	Factor																																
MHz	dBuV/m	dBuV/m	dB	dBuV	dB/m	dB	dB	cm	deg																															
1 5351.20	54.25	74.00	-19.75	45.65	34.52	10.75	36.67	0.00	312 112 PEAK																															
Avg	<table border="1"> <thead> <tr> <th>Limit</th> <th>Read</th> <th>Ant</th> <th>Cable</th> <th>Preamp</th> <th>Aux</th> <th>APos</th> <th>TPos</th> <th>Remark</th> </tr> <tr> <th>Freq</th> <th>Level</th> <th>Line</th> <th>Margin</th> <th>Level</th> <th>Factor</th> <th>Loss</th> <th>Factor</th> <th>Factor</th> </tr> <tr> <th>MHz</th> <th>dBuV/m</th> <th>dBuV/m</th> <th>dB</th> <th>dBuV</th> <th>dB/m</th> <th>dB</th> <th>dB</th> <th>cm</th> <th>deg</th> </tr> </thead> <tbody> <tr> <td>1 5350.60</td> <td>40.62</td> <td>54.00</td> <td>-13.38</td> <td>32.02</td> <td>34.52</td> <td>10.75</td> <td>36.67</td> <td>0.00</td> <td>312 112 AVERAGE</td> </tr> </tbody> </table>	Limit	Read	Ant	Cable	Preamp	Aux	APos	TPos	Remark	Freq	Level	Line	Margin	Level	Factor	Loss	Factor	Factor	MHz	dBuV/m	dBuV/m	dB	dBuV	dB/m	dB	dB	cm	deg	1 5350.60	40.62	54.00	-13.38	32.02	34.52	10.75	36.67	0.00	312 112 AVERAGE	Blank
Limit	Read	Ant	Cable	Preamp	Aux	APos	TPos	Remark																																
Freq	Level	Line	Margin	Level	Factor	Loss	Factor	Factor																																
MHz	dBuV/m	dBuV/m	dB	dBuV	dB/m	dB	dB	cm	deg																															
1 5350.60	40.62	54.00	-13.38	32.02	34.52	10.75	36.67	0.00	312 112 AVERAGE																															



Mode	21																																																																																																																																	
	Harmonic																																																																																																																																	
	U-NII-2A_5.25-5.35_802.11ac VHT40_CH54_Full RU_5270MHz																																																																																																																																	
ANT	1																																																																																																																																	
Pol.	Horizontal	Vertical																																																																																																																																
Peak Avg	<table border="1"> <thead> <tr> <th>Limit</th> <th>Read</th> <th>Ant</th> <th>Cable</th> <th>Preamp</th> <th>Aux</th> <th>APos</th> <th>TPos</th> </tr> <tr> <th>Freq</th> <th>Level</th> <th>Line</th> <th>Margin</th> <th>Level</th> <th>Factor</th> <th>Loss</th> <th>Factor</th> </tr> <tr> <th>MHz</th> <th>dBuV/m</th> <th>dBuV/m</th> <th>dB</th> <th>dBuV</th> <th>dB/m</th> <th>dB</th> <th>dB</th> </tr> </thead> <tbody> <tr> <td>1 10540.00</td> <td>45.18</td> <td>68.30</td> <td>-23.12</td> <td>59.05</td> <td>37.58</td> <td>15.62</td> <td>67.07</td> </tr> <tr> <td></td> <td></td> <td></td> <td></td> <td>0.00</td> <td></td> <td></td> <td>---</td> </tr> <tr> <td></td> <td></td> <td></td> <td></td> <td></td> <td></td> <td></td> <td>deg</td> </tr> <tr> <td></td> <td></td> <td></td> <td></td> <td></td> <td></td> <td></td> <td>---</td> </tr> <tr> <td></td> <td></td> <td></td> <td></td> <td></td> <td></td> <td></td> <td>PEAK</td> </tr> </tbody> </table>	Limit	Read	Ant	Cable	Preamp	Aux	APos	TPos	Freq	Level	Line	Margin	Level	Factor	Loss	Factor	MHz	dBuV/m	dBuV/m	dB	dBuV	dB/m	dB	dB	1 10540.00	45.18	68.30	-23.12	59.05	37.58	15.62	67.07					0.00			---								deg								---								PEAK	<table border="1"> <thead> <tr> <th>Limit</th> <th>Read</th> <th>Ant</th> <th>Cable</th> <th>Preamp</th> <th>Aux</th> <th>APos</th> <th>TPos</th> </tr> <tr> <th>Freq</th> <th>Level</th> <th>Line</th> <th>Margin</th> <th>Level</th> <th>Factor</th> <th>Loss</th> <th>Factor</th> </tr> <tr> <th>MHz</th> <th>dBuV/m</th> <th>dBuV/m</th> <th>dB</th> <th>dBuV</th> <th>dB/m</th> <th>dB</th> <th>dB</th> </tr> </thead> <tbody> <tr> <td>1 10540.00</td> <td>44.16</td> <td>68.30</td> <td>-24.14</td> <td>58.03</td> <td>37.58</td> <td>15.62</td> <td>67.07</td> </tr> <tr> <td></td> <td></td> <td></td> <td></td> <td>0.00</td> <td></td> <td></td> <td>---</td> </tr> <tr> <td></td> <td></td> <td></td> <td></td> <td></td> <td></td> <td></td> <td>deg</td> </tr> <tr> <td></td> <td></td> <td></td> <td></td> <td></td> <td></td> <td></td> <td>---</td> </tr> <tr> <td></td> <td></td> <td></td> <td></td> <td></td> <td></td> <td></td> <td>PEAK</td> </tr> </tbody> </table>	Limit	Read	Ant	Cable	Preamp	Aux	APos	TPos	Freq	Level	Line	Margin	Level	Factor	Loss	Factor	MHz	dBuV/m	dBuV/m	dB	dBuV	dB/m	dB	dB	1 10540.00	44.16	68.30	-24.14	58.03	37.58	15.62	67.07					0.00			---								deg								---								PEAK
Limit	Read	Ant	Cable	Preamp	Aux	APos	TPos																																																																																																																											
Freq	Level	Line	Margin	Level	Factor	Loss	Factor																																																																																																																											
MHz	dBuV/m	dBuV/m	dB	dBuV	dB/m	dB	dB																																																																																																																											
1 10540.00	45.18	68.30	-23.12	59.05	37.58	15.62	67.07																																																																																																																											
				0.00			---																																																																																																																											
							deg																																																																																																																											
							---																																																																																																																											
							PEAK																																																																																																																											
Limit	Read	Ant	Cable	Preamp	Aux	APos	TPos																																																																																																																											
Freq	Level	Line	Margin	Level	Factor	Loss	Factor																																																																																																																											
MHz	dBuV/m	dBuV/m	dB	dBuV	dB/m	dB	dB																																																																																																																											
1 10540.00	44.16	68.30	-24.14	58.03	37.58	15.62	67.07																																																																																																																											
				0.00			---																																																																																																																											
							deg																																																																																																																											
							---																																																																																																																											
							PEAK																																																																																																																											



Mode	22																																																																																	
	Band Edge - L																																																																																	
	U-NII-2A_5.25-5.35_802.11ac VHT40_CH62_Full RU_5310MHz																																																																																	
ANT	1																																																																																	
Pol.	Horizontal	Fundamental																																																																																
Peak	<table border="1"> <thead> <tr> <th>Limit</th> <th>Read</th> <th>Ant</th> <th>Cable</th> <th>Preamp</th> <th>Aux</th> <th>APos</th> <th>TPos</th> <th>Remark</th> </tr> <tr> <th>Freq</th> <th>Level</th> <th>Line</th> <th>Margin</th> <th>Level</th> <th>Factor</th> <th>Loss</th> <th>Factor</th> <th>Factor</th> </tr> <tr> <th>MHz</th> <th>dBuV/m</th> <th>dBuV/m</th> <th>dB</th> <th>dBuV</th> <th>dB/m</th> <th>dB</th> <th>dB</th> <th>dB</th> </tr> </thead> <tbody> <tr> <td>1</td> <td>5121.21</td> <td>50.24</td> <td>74.00</td> <td>-23.76</td> <td>42.57</td> <td>34.19</td> <td>10.58</td> <td>37.10</td> <td>0.00</td> <td>324</td> <td>320</td> <td>PEAK</td> </tr> </tbody> </table>	Limit	Read	Ant	Cable	Preamp	Aux	APos	TPos	Remark	Freq	Level	Line	Margin	Level	Factor	Loss	Factor	Factor	MHz	dBuV/m	dBuV/m	dB	dBuV	dB/m	dB	dB	dB	1	5121.21	50.24	74.00	-23.76	42.57	34.19	10.58	37.10	0.00	324	320	PEAK	<table border="1"> <thead> <tr> <th>Limit</th> <th>Read</th> <th>Ant</th> <th>Cable</th> <th>Preamp</th> <th>Aux</th> <th>APos</th> <th>TPos</th> <th>Remark</th> </tr> <tr> <th>Freq</th> <th>Level</th> <th>Line</th> <th>Margin</th> <th>Level</th> <th>Factor</th> <th>Loss</th> <th>Factor</th> <th>Factor</th> </tr> <tr> <th>MHz</th> <th>dBuV/m</th> <th>dBuV/m</th> <th>dB</th> <th>dBuV</th> <th>dB/m</th> <th>dB</th> <th>dB</th> <th>dB</th> </tr> </thead> <tbody> <tr> <td>1</td> <td>5310.00</td> <td>94.17</td> <td>68.30</td> <td>25.87</td> <td>85.74</td> <td>34.46</td> <td>10.72</td> <td>36.75</td> <td>0.00</td> <td>324</td> <td>320</td> <td>PEAK</td> </tr> </tbody> </table>	Limit	Read	Ant	Cable	Preamp	Aux	APos	TPos	Remark	Freq	Level	Line	Margin	Level	Factor	Loss	Factor	Factor	MHz	dBuV/m	dBuV/m	dB	dBuV	dB/m	dB	dB	dB	1	5310.00	94.17	68.30	25.87	85.74	34.46	10.72	36.75	0.00	324	320	PEAK
	Limit	Read	Ant	Cable	Preamp	Aux	APos	TPos	Remark																																																																									
Freq	Level	Line	Margin	Level	Factor	Loss	Factor	Factor																																																																										
MHz	dBuV/m	dBuV/m	dB	dBuV	dB/m	dB	dB	dB																																																																										
1	5121.21	50.24	74.00	-23.76	42.57	34.19	10.58	37.10	0.00	324	320	PEAK																																																																						
Limit	Read	Ant	Cable	Preamp	Aux	APos	TPos	Remark																																																																										
Freq	Level	Line	Margin	Level	Factor	Loss	Factor	Factor																																																																										
MHz	dBuV/m	dBuV/m	dB	dBuV	dB/m	dB	dB	dB																																																																										
1	5310.00	94.17	68.30	25.87	85.74	34.46	10.72	36.75	0.00	324	320	PEAK																																																																						
Avg	<table border="1"> <thead> <tr> <th>Limit</th> <th>Read</th> <th>Ant</th> <th>Cable</th> <th>Preamp</th> <th>Aux</th> <th>APos</th> <th>TPos</th> <th>Remark</th> </tr> <tr> <th>Freq</th> <th>Level</th> <th>Line</th> <th>Margin</th> <th>Level</th> <th>Factor</th> <th>Loss</th> <th>Factor</th> <th>Factor</th> </tr> <tr> <th>MHz</th> <th>dBuV/m</th> <th>dBuV/m</th> <th>dB</th> <th>dBuV</th> <th>dB/m</th> <th>dB</th> <th>dB</th> <th>dB</th> </tr> </thead> <tbody> <tr> <td>1</td> <td>5106.02</td> <td>39.30</td> <td>54.00</td> <td>-14.70</td> <td>31.71</td> <td>34.16</td> <td>10.56</td> <td>37.13</td> <td>0.00</td> <td>324</td> <td>320</td> <td>AVERAGE</td> </tr> </tbody> </table>	Limit	Read	Ant	Cable	Preamp	Aux	APos	TPos	Remark	Freq	Level	Line	Margin	Level	Factor	Loss	Factor	Factor	MHz	dBuV/m	dBuV/m	dB	dBuV	dB/m	dB	dB	dB	1	5106.02	39.30	54.00	-14.70	31.71	34.16	10.56	37.13	0.00	324	320	AVERAGE	<table border="1"> <thead> <tr> <th>Limit</th> <th>Read</th> <th>Ant</th> <th>Cable</th> <th>Preamp</th> <th>Aux</th> <th>APos</th> <th>TPos</th> <th>Remark</th> </tr> <tr> <th>Freq</th> <th>Level</th> <th>Line</th> <th>Margin</th> <th>Level</th> <th>Factor</th> <th>Loss</th> <th>Factor</th> <th>Factor</th> </tr> <tr> <th>MHz</th> <th>dBuV/m</th> <th>dBuV/m</th> <th>dB</th> <th>dBuV</th> <th>dB/m</th> <th>dB</th> <th>dB</th> <th>dB</th> </tr> </thead> <tbody> <tr> <td>1</td> <td>5310.00</td> <td>85.11</td> <td>68.30</td> <td>16.81</td> <td>76.68</td> <td>34.46</td> <td>10.72</td> <td>36.75</td> <td>0.00</td> <td>324</td> <td>320</td> <td>AVERAGE</td> </tr> </tbody> </table>	Limit	Read	Ant	Cable	Preamp	Aux	APos	TPos	Remark	Freq	Level	Line	Margin	Level	Factor	Loss	Factor	Factor	MHz	dBuV/m	dBuV/m	dB	dBuV	dB/m	dB	dB	dB	1	5310.00	85.11	68.30	16.81	76.68	34.46	10.72	36.75	0.00	324	320	AVERAGE
Limit	Read	Ant	Cable	Preamp	Aux	APos	TPos	Remark																																																																										
Freq	Level	Line	Margin	Level	Factor	Loss	Factor	Factor																																																																										
MHz	dBuV/m	dBuV/m	dB	dBuV	dB/m	dB	dB	dB																																																																										
1	5106.02	39.30	54.00	-14.70	31.71	34.16	10.56	37.13	0.00	324	320	AVERAGE																																																																						
Limit	Read	Ant	Cable	Preamp	Aux	APos	TPos	Remark																																																																										
Freq	Level	Line	Margin	Level	Factor	Loss	Factor	Factor																																																																										
MHz	dBuV/m	dBuV/m	dB	dBuV	dB/m	dB	dB	dB																																																																										
1	5310.00	85.11	68.30	16.81	76.68	34.46	10.72	36.75	0.00	324	320	AVERAGE																																																																						



	22																																							
Mode	Band Edge - R																																							
	U-NII-2A_5.25-5.35_802.11ac VHT40_CH62_Full RU_5310MHz																																							
ANT	1																																							
Pol.	Horizontal	Fundamental																																						
Peak	<table border="1"> <thead> <tr> <th>Limit</th> <th>Read</th> <th>Ant</th> <th>Cable</th> <th>Preamp</th> <th>Aux</th> <th>APos</th> <th>TPos</th> <th>Remark</th> </tr> <tr> <th>Freq</th> <th>Level</th> <th>Line</th> <th>Margin</th> <th>Level</th> <th>Factor</th> <th>Loss</th> <th>Factor</th> <th>Factor</th> </tr> <tr> <th>MHz</th> <th>dBuV/m</th> <th>dBuV/m</th> <th>dB</th> <th>dBuV</th> <th>dB/m</th> <th>dB</th> <th>dB</th> <th>cm</th> <th>deg</th> </tr> </thead> <tbody> <tr> <td>1 5358.60</td> <td>52.24</td> <td>74.00</td> <td>-21.76</td> <td>43.61</td> <td>34.53</td> <td>10.75</td> <td>36.65</td> <td>0.00</td> <td>324 320 PEAK</td> </tr> </tbody> </table>	Limit	Read	Ant	Cable	Preamp	Aux	APos	TPos	Remark	Freq	Level	Line	Margin	Level	Factor	Loss	Factor	Factor	MHz	dBuV/m	dBuV/m	dB	dBuV	dB/m	dB	dB	cm	deg	1 5358.60	52.24	74.00	-21.76	43.61	34.53	10.75	36.65	0.00	324 320 PEAK	Blank
	Limit	Read	Ant	Cable	Preamp	Aux	APos	TPos	Remark																															
Freq	Level	Line	Margin	Level	Factor	Loss	Factor	Factor																																
MHz	dBuV/m	dBuV/m	dB	dBuV	dB/m	dB	dB	cm	deg																															
1 5358.60	52.24	74.00	-21.76	43.61	34.53	10.75	36.65	0.00	324 320 PEAK																															
Avg	<table border="1"> <thead> <tr> <th>Limit</th> <th>Read</th> <th>Ant</th> <th>Cable</th> <th>Preamp</th> <th>Aux</th> <th>APos</th> <th>TPos</th> <th>Remark</th> </tr> <tr> <th>Freq</th> <th>Level</th> <th>Line</th> <th>Margin</th> <th>Level</th> <th>Factor</th> <th>Loss</th> <th>Factor</th> <th>Factor</th> </tr> <tr> <th>MHz</th> <th>dBuV/m</th> <th>dBuV/m</th> <th>dB</th> <th>dBuV</th> <th>dB/m</th> <th>dB</th> <th>dB</th> <th>cm</th> <th>deg</th> </tr> </thead> <tbody> <tr> <td>1 5358.50</td> <td>38.74</td> <td>54.00</td> <td>-15.26</td> <td>30.14</td> <td>34.52</td> <td>10.75</td> <td>36.67</td> <td>0.00</td> <td>324 320 AVERAGE</td> </tr> </tbody> </table>	Limit	Read	Ant	Cable	Preamp	Aux	APos	TPos	Remark	Freq	Level	Line	Margin	Level	Factor	Loss	Factor	Factor	MHz	dBuV/m	dBuV/m	dB	dBuV	dB/m	dB	dB	cm	deg	1 5358.50	38.74	54.00	-15.26	30.14	34.52	10.75	36.67	0.00	324 320 AVERAGE	Blank
Limit	Read	Ant	Cable	Preamp	Aux	APos	TPos	Remark																																
Freq	Level	Line	Margin	Level	Factor	Loss	Factor	Factor																																
MHz	dBuV/m	dBuV/m	dB	dBuV	dB/m	dB	dB	cm	deg																															
1 5358.50	38.74	54.00	-15.26	30.14	34.52	10.75	36.67	0.00	324 320 AVERAGE																															





Mode	22																																																																																			
	Band Edge - L																																																																																			
	U-NII-2A_5.25-5.35_802.11ac VHT40_CH62_Full RU_5310MHz																																																																																			
ANT	1																																																																																			
Pol.	Vertical	Fundamental																																																																																		
Peak	<table border="1"> <thead> <tr> <th>Limit</th> <th>Read</th> <th>Ant</th> <th>Cable</th> <th>Preamp</th> <th>Aux</th> <th>APos</th> <th>TPos</th> <th>Remark</th> </tr> <tr> <th>Freq</th> <th>Level</th> <th>Line</th> <th>Margin</th> <th>Level</th> <th>Factor</th> <th>Loss</th> <th>Factor</th> <th>Factor</th> </tr> <tr> <th>MHz</th> <th>dBuV/m</th> <th>dBuV/m</th> <th>dB</th> <th>dBuV</th> <th>dB/m</th> <th>dB</th> <th>dB</th> <th>cm</th> <th>deg</th> </tr> </thead> <tbody> <tr> <td>1</td> <td>5076.26</td> <td>49.91</td> <td>74.00</td> <td>-24.09</td> <td>42.45</td> <td>34.12</td> <td>10.53</td> <td>37.19</td> <td>0.00</td> <td>305</td> <td>99</td> <td>PEAK</td> </tr> </tbody> </table>	Limit	Read	Ant	Cable	Preamp	Aux	APos	TPos	Remark	Freq	Level	Line	Margin	Level	Factor	Loss	Factor	Factor	MHz	dBuV/m	dBuV/m	dB	dBuV	dB/m	dB	dB	cm	deg	1	5076.26	49.91	74.00	-24.09	42.45	34.12	10.53	37.19	0.00	305	99	PEAK	<table border="1"> <thead> <tr> <th>Limit</th> <th>Read</th> <th>Ant</th> <th>Cable</th> <th>Preamp</th> <th>Aux</th> <th>APos</th> <th>TPos</th> <th>Remark</th> </tr> <tr> <th>Freq</th> <th>Level</th> <th>Line</th> <th>Margin</th> <th>Level</th> <th>Factor</th> <th>Loss</th> <th>Factor</th> <th>Factor</th> </tr> <tr> <th>MHz</th> <th>dBuV/m</th> <th>dBuV/m</th> <th>dB</th> <th>dBuV</th> <th>dB/m</th> <th>dB</th> <th>dB</th> <th>cm</th> <th>deg</th> </tr> </thead> <tbody> <tr> <td>1</td> <td>5310.00</td> <td>101.67</td> <td>68.30</td> <td>33.37</td> <td>93.24</td> <td>34.46</td> <td>10.72</td> <td>36.75</td> <td>0.00</td> <td>302</td> <td>105</td> <td>PEAK</td> </tr> </tbody> </table>	Limit	Read	Ant	Cable	Preamp	Aux	APos	TPos	Remark	Freq	Level	Line	Margin	Level	Factor	Loss	Factor	Factor	MHz	dBuV/m	dBuV/m	dB	dBuV	dB/m	dB	dB	cm	deg	1	5310.00	101.67	68.30	33.37	93.24	34.46	10.72	36.75	0.00	302	105	PEAK
	Limit	Read	Ant	Cable	Preamp	Aux	APos	TPos	Remark																																																																											
Freq	Level	Line	Margin	Level	Factor	Loss	Factor	Factor																																																																												
MHz	dBuV/m	dBuV/m	dB	dBuV	dB/m	dB	dB	cm	deg																																																																											
1	5076.26	49.91	74.00	-24.09	42.45	34.12	10.53	37.19	0.00	305	99	PEAK																																																																								
Limit	Read	Ant	Cable	Preamp	Aux	APos	TPos	Remark																																																																												
Freq	Level	Line	Margin	Level	Factor	Loss	Factor	Factor																																																																												
MHz	dBuV/m	dBuV/m	dB	dBuV	dB/m	dB	dB	cm	deg																																																																											
1	5310.00	101.67	68.30	33.37	93.24	34.46	10.72	36.75	0.00	302	105	PEAK																																																																								
Avg	<table border="1"> <thead> <tr> <th>Limit</th> <th>Read</th> <th>Ant</th> <th>Cable</th> <th>Preamp</th> <th>Aux</th> <th>APos</th> <th>TPos</th> <th>Remark</th> </tr> <tr> <th>Freq</th> <th>Level</th> <th>Line</th> <th>Margin</th> <th>Level</th> <th>Factor</th> <th>Loss</th> <th>Factor</th> <th>Factor</th> </tr> <tr> <th>MHz</th> <th>dBuV/m</th> <th>dBuV/m</th> <th>dB</th> <th>dBuV</th> <th>dB/m</th> <th>dB</th> <th>dB</th> <th>cm</th> <th>deg</th> </tr> </thead> <tbody> <tr> <td>1</td> <td>5147.87</td> <td>39.58</td> <td>54.00</td> <td>-14.42</td> <td>31.80</td> <td>34.22</td> <td>10.61</td> <td>37.05</td> <td>0.00</td> <td>302</td> <td>105</td> <td>AVERAGE</td> </tr> </tbody> </table>	Limit	Read	Ant	Cable	Preamp	Aux	APos	TPos	Remark	Freq	Level	Line	Margin	Level	Factor	Loss	Factor	Factor	MHz	dBuV/m	dBuV/m	dB	dBuV	dB/m	dB	dB	cm	deg	1	5147.87	39.58	54.00	-14.42	31.80	34.22	10.61	37.05	0.00	302	105	AVERAGE	<table border="1"> <thead> <tr> <th>Limit</th> <th>Read</th> <th>Ant</th> <th>Cable</th> <th>Preamp</th> <th>Aux</th> <th>APos</th> <th>TPos</th> <th>Remark</th> </tr> <tr> <th>Freq</th> <th>Level</th> <th>Line</th> <th>Margin</th> <th>Level</th> <th>Factor</th> <th>Loss</th> <th>Factor</th> <th>Factor</th> </tr> <tr> <th>MHz</th> <th>dBuV/m</th> <th>dBuV/m</th> <th>dB</th> <th>dBuV</th> <th>dB/m</th> <th>dB</th> <th>dB</th> <th>cm</th> <th>deg</th> </tr> </thead> <tbody> <tr> <td>1</td> <td>5310.00</td> <td>93.36</td> <td>68.30</td> <td>25.06</td> <td>84.93</td> <td>34.46</td> <td>10.72</td> <td>36.75</td> <td>0.00</td> <td>302</td> <td>105</td> <td>AVERAGE</td> </tr> </tbody> </table>	Limit	Read	Ant	Cable	Preamp	Aux	APos	TPos	Remark	Freq	Level	Line	Margin	Level	Factor	Loss	Factor	Factor	MHz	dBuV/m	dBuV/m	dB	dBuV	dB/m	dB	dB	cm	deg	1	5310.00	93.36	68.30	25.06	84.93	34.46	10.72	36.75	0.00	302	105	AVERAGE
Limit	Read	Ant	Cable	Preamp	Aux	APos	TPos	Remark																																																																												
Freq	Level	Line	Margin	Level	Factor	Loss	Factor	Factor																																																																												
MHz	dBuV/m	dBuV/m	dB	dBuV	dB/m	dB	dB	cm	deg																																																																											
1	5147.87	39.58	54.00	-14.42	31.80	34.22	10.61	37.05	0.00	302	105	AVERAGE																																																																								
Limit	Read	Ant	Cable	Preamp	Aux	APos	TPos	Remark																																																																												
Freq	Level	Line	Margin	Level	Factor	Loss	Factor	Factor																																																																												
MHz	dBuV/m	dBuV/m	dB	dBuV	dB/m	dB	dB	cm	deg																																																																											
1	5310.00	93.36	68.30	25.06	84.93	34.46	10.72	36.75	0.00	302	105	AVERAGE																																																																								



Mode	22																																						
	Band Edge - R																																						
	U-NII-2A_5.25-5.35_802.11ac VHT40_CH62_Full RU_5310MHz																																						
ANT	1																																						
Pol.	Vertical	Fundamental																																					
Peak	<table border="1"> <thead> <tr> <th>Limit</th> <th>Read</th> <th>Ant</th> <th>Cable</th> <th>Preamp</th> <th>Aux</th> <th>APos</th> <th>TPos</th> </tr> <tr> <th>Freq</th> <th>Level</th> <th>Line</th> <th>Margin</th> <th>Level</th> <th>Factor</th> <th>Loss</th> <th>Factor</th> </tr> <tr> <th>MHz</th> <th>dBuV/m</th> <th>dBuV/m</th> <th>dB</th> <th>dBuV</th> <th>dB/m</th> <th>dB</th> <th>dB</th> </tr> </thead> <tbody> <tr> <td>1</td> <td>5352.15</td> <td>54.17</td> <td>74.00</td> <td>-19.83</td> <td>45.56</td> <td>34.53</td> <td>10.75</td> <td>36.67</td> <td>0.00</td> <td>302</td> <td>105</td> <td>PEAK</td> </tr> </tbody> </table>	Limit	Read	Ant	Cable	Preamp	Aux	APos	TPos	Freq	Level	Line	Margin	Level	Factor	Loss	Factor	MHz	dBuV/m	dBuV/m	dB	dBuV	dB/m	dB	dB	1	5352.15	54.17	74.00	-19.83	45.56	34.53	10.75	36.67	0.00	302	105	PEAK	Blank
Limit	Read	Ant	Cable	Preamp	Aux	APos	TPos																																
Freq	Level	Line	Margin	Level	Factor	Loss	Factor																																
MHz	dBuV/m	dBuV/m	dB	dBuV	dB/m	dB	dB																																
1	5352.15	54.17	74.00	-19.83	45.56	34.53	10.75	36.67	0.00	302	105	PEAK																											
Avg	<table border="1"> <thead> <tr> <th>Limit</th> <th>Read</th> <th>Ant</th> <th>Cable</th> <th>Preamp</th> <th>Aux</th> <th>APos</th> <th>TPos</th> </tr> <tr> <th>Freq</th> <th>Level</th> <th>Line</th> <th>Margin</th> <th>Level</th> <th>Factor</th> <th>Loss</th> <th>Factor</th> </tr> <tr> <th>MHz</th> <th>dBuV/m</th> <th>dBuV/m</th> <th>dB</th> <th>dBuV</th> <th>dB/m</th> <th>dB</th> <th>dB</th> </tr> </thead> <tbody> <tr> <td>1</td> <td>5350.65</td> <td>42.59</td> <td>54.00</td> <td>-11.41</td> <td>33.99</td> <td>34.52</td> <td>10.75</td> <td>36.67</td> <td>0.00</td> <td>302</td> <td>105</td> <td>AVERAGE</td> </tr> </tbody> </table>	Limit	Read	Ant	Cable	Preamp	Aux	APos	TPos	Freq	Level	Line	Margin	Level	Factor	Loss	Factor	MHz	dBuV/m	dBuV/m	dB	dBuV	dB/m	dB	dB	1	5350.65	42.59	54.00	-11.41	33.99	34.52	10.75	36.67	0.00	302	105	AVERAGE	Blank
Limit	Read	Ant	Cable	Preamp	Aux	APos	TPos																																
Freq	Level	Line	Margin	Level	Factor	Loss	Factor																																
MHz	dBuV/m	dBuV/m	dB	dBuV	dB/m	dB	dB																																
1	5350.65	42.59	54.00	-11.41	33.99	34.52	10.75	36.67	0.00	302	105	AVERAGE																											



Mode	22																																																																																	
	Harmonic																																																																																	
	U-NII-2A_5.25-5.35_802.11ac VHT40_CH62_Full RU_5310MHz																																																																																	
ANT	1																																																																																	
Pol.	Horizontal	Vertical																																																																																
Peak Avg	<table border="1"> <thead> <tr> <th>Limit</th> <th>Read</th> <th>Ant</th> <th>Cable</th> <th>Preamp</th> <th>Aux</th> <th>APos</th> <th>TPos</th> <th>Remark</th> </tr> <tr> <th>Freq</th> <th>Level</th> <th>Line</th> <th>Margin</th> <th>Level</th> <th>Factor</th> <th>Loss</th> <th>Factor</th> <th>Factor</th> </tr> <tr> <th>MHz</th> <th>dBuV/m</th> <th>dBuV/m</th> <th>dB</th> <th>dBuV</th> <th>dB/m</th> <th>dB</th> <th>dB</th> <th>cm</th> <th>deg</th> </tr> </thead> <tbody> <tr> <td>1 10620.00</td> <td>43.93</td> <td>74.00</td> <td>-30.07</td> <td>57.65</td> <td>37.64</td> <td>15.69</td> <td>67.05</td> <td>0.00</td> <td>---</td> <td>---</td> <td>PEAK</td> </tr> </tbody> </table>	Limit	Read	Ant	Cable	Preamp	Aux	APos	TPos	Remark	Freq	Level	Line	Margin	Level	Factor	Loss	Factor	Factor	MHz	dBuV/m	dBuV/m	dB	dBuV	dB/m	dB	dB	cm	deg	1 10620.00	43.93	74.00	-30.07	57.65	37.64	15.69	67.05	0.00	---	---	PEAK	<table border="1"> <thead> <tr> <th>Limit</th> <th>Read</th> <th>Ant</th> <th>Cable</th> <th>Preamp</th> <th>Aux</th> <th>APos</th> <th>TPos</th> <th>Remark</th> </tr> <tr> <th>Freq</th> <th>Level</th> <th>Line</th> <th>Margin</th> <th>Level</th> <th>Factor</th> <th>Loss</th> <th>Factor</th> <th>Factor</th> </tr> <tr> <th>MHz</th> <th>dBuV/m</th> <th>dBuV/m</th> <th>dB</th> <th>dBuV</th> <th>dB/m</th> <th>dB</th> <th>dB</th> <th>cm</th> <th>deg</th> </tr> </thead> <tbody> <tr> <td>1 10620.00</td> <td>43.30</td> <td>74.00</td> <td>-30.70</td> <td>57.02</td> <td>37.64</td> <td>15.69</td> <td>67.05</td> <td>0.00</td> <td>---</td> <td>---</td> <td>PEAK</td> </tr> </tbody> </table>	Limit	Read	Ant	Cable	Preamp	Aux	APos	TPos	Remark	Freq	Level	Line	Margin	Level	Factor	Loss	Factor	Factor	MHz	dBuV/m	dBuV/m	dB	dBuV	dB/m	dB	dB	cm	deg	1 10620.00	43.30	74.00	-30.70	57.02	37.64	15.69	67.05	0.00	---	---	PEAK
Limit	Read	Ant	Cable	Preamp	Aux	APos	TPos	Remark																																																																										
Freq	Level	Line	Margin	Level	Factor	Loss	Factor	Factor																																																																										
MHz	dBuV/m	dBuV/m	dB	dBuV	dB/m	dB	dB	cm	deg																																																																									
1 10620.00	43.93	74.00	-30.07	57.65	37.64	15.69	67.05	0.00	---	---	PEAK																																																																							
Limit	Read	Ant	Cable	Preamp	Aux	APos	TPos	Remark																																																																										
Freq	Level	Line	Margin	Level	Factor	Loss	Factor	Factor																																																																										
MHz	dBuV/m	dBuV/m	dB	dBuV	dB/m	dB	dB	cm	deg																																																																									
1 10620.00	43.30	74.00	-30.70	57.02	37.64	15.69	67.05	0.00	---	---	PEAK																																																																							



<b>23</b>																																																						
<b>Mode</b>	<b>Band Edge - L</b>																																																					
	<b>U-NII-2C_5.47-5.725_802.11ac VHT40_CH102_Full RU_5510MHz</b>																																																					
<b>ANT</b>	<b>1</b>																																																					
<b>Pol.</b>	<b>Horizontal</b>																																																					
<b>Peak</b>	<table border="1"> <thead> <tr> <th>Limit</th> <th>Read</th> <th>Ant</th> <th>Cable</th> <th>Preamp</th> <th>Aux</th> <th>APos</th> <th>TPos</th> <th>Remark</th> </tr> <tr> <th>Freq</th> <th>Level</th> <th>Line</th> <th>Margin</th> <th>Level</th> <th>Factor</th> <th>Loss</th> <th>Factor</th> <th>Factor</th> </tr> <tr> <th>MHz</th> <th>dBuV/m</th> <th>dBuV/m</th> <th>dB</th> <th>dBuV</th> <th>dB/m</th> <th>dB</th> <th>dB</th> <th>dB</th> </tr> </thead> <tbody> <tr> <td>1</td> <td>5421.36</td> <td>49.45</td> <td>74.00</td> <td>-24.55</td> <td>40.60</td> <td>34.59</td> <td>10.00</td> <td>36.54</td> <td>0.00</td> <td>300</td> <td>327</td> <td>PEAK</td> </tr> <tr> <td>2</td> <td>5463.76</td> <td>48.39</td> <td>68.30</td> <td>-19.91</td> <td>39.43</td> <td>34.58</td> <td>10.84</td> <td>36.46</td> <td>0.00</td> <td>300</td> <td>327</td> <td>PEAK</td> </tr> </tbody> </table>	Limit	Read	Ant	Cable	Preamp	Aux	APos	TPos	Remark	Freq	Level	Line	Margin	Level	Factor	Loss	Factor	Factor	MHz	dBuV/m	dBuV/m	dB	dBuV	dB/m	dB	dB	dB	1	5421.36	49.45	74.00	-24.55	40.60	34.59	10.00	36.54	0.00	300	327	PEAK	2	5463.76	48.39	68.30	-19.91	39.43	34.58	10.84	36.46	0.00	300	327	PEAK
	Limit	Read	Ant	Cable	Preamp	Aux	APos	TPos	Remark																																													
Freq	Level	Line	Margin	Level	Factor	Loss	Factor	Factor																																														
MHz	dBuV/m	dBuV/m	dB	dBuV	dB/m	dB	dB	dB																																														
1	5421.36	49.45	74.00	-24.55	40.60	34.59	10.00	36.54	0.00	300	327	PEAK																																										
2	5463.76	48.39	68.30	-19.91	39.43	34.58	10.84	36.46	0.00	300	327	PEAK																																										
<b>Fundamental</b>	<table border="1"> <thead> <tr> <th>Limit</th> <th>Read</th> <th>Ant</th> <th>Cable</th> <th>Preamp</th> <th>Aux</th> <th>APos</th> <th>TPos</th> <th>Remark</th> </tr> <tr> <th>Freq</th> <th>Level</th> <th>Line</th> <th>Margin</th> <th>Level</th> <th>Factor</th> <th>Loss</th> <th>Factor</th> <th>Factor</th> </tr> <tr> <th>MHz</th> <th>dBuV/m</th> <th>dBuV/m</th> <th>dB</th> <th>dBuV</th> <th>dB/m</th> <th>dB</th> <th>dB</th> <th>dB</th> </tr> </thead> <tbody> <tr> <td>1</td> <td>5510.00</td> <td>96.21</td> <td>68.30</td> <td>27.91</td> <td>87.11</td> <td>34.56</td> <td>10.90</td> <td>36.36</td> <td>0.00</td> <td>300</td> <td>327</td> <td>PEAK</td> </tr> </tbody> </table>	Limit	Read	Ant	Cable	Preamp	Aux	APos	TPos	Remark	Freq	Level	Line	Margin	Level	Factor	Loss	Factor	Factor	MHz	dBuV/m	dBuV/m	dB	dBuV	dB/m	dB	dB	dB	1	5510.00	96.21	68.30	27.91	87.11	34.56	10.90	36.36	0.00	300	327	PEAK													
Limit	Read	Ant	Cable	Preamp	Aux	APos	TPos	Remark																																														
Freq	Level	Line	Margin	Level	Factor	Loss	Factor	Factor																																														
MHz	dBuV/m	dBuV/m	dB	dBuV	dB/m	dB	dB	dB																																														
1	5510.00	96.21	68.30	27.91	87.11	34.56	10.90	36.36	0.00	300	327	PEAK																																										
<b>Avg</b>	<table border="1"> <thead> <tr> <th>Limit</th> <th>Read</th> <th>Ant</th> <th>Cable</th> <th>Preamp</th> <th>Aux</th> <th>APos</th> <th>TPos</th> <th>Remark</th> </tr> <tr> <th>Freq</th> <th>Level</th> <th>Line</th> <th>Margin</th> <th>Level</th> <th>Factor</th> <th>Loss</th> <th>Factor</th> <th>Factor</th> </tr> <tr> <th>MHz</th> <th>dBuV/m</th> <th>dBuV/m</th> <th>dB</th> <th>dBuV</th> <th>dB/m</th> <th>dB</th> <th>dB</th> <th>dB</th> </tr> </thead> <tbody> <tr> <td>1</td> <td>5459.12</td> <td>37.88</td> <td>54.00</td> <td>-16.12</td> <td>28.92</td> <td>34.58</td> <td>10.84</td> <td>36.46</td> <td>0.00</td> <td>300</td> <td>327</td> <td>AVERAGE</td> </tr> </tbody> </table>	Limit	Read	Ant	Cable	Preamp	Aux	APos	TPos	Remark	Freq	Level	Line	Margin	Level	Factor	Loss	Factor	Factor	MHz	dBuV/m	dBuV/m	dB	dBuV	dB/m	dB	dB	dB	1	5459.12	37.88	54.00	-16.12	28.92	34.58	10.84	36.46	0.00	300	327	AVERAGE													
	Limit	Read	Ant	Cable	Preamp	Aux	APos	TPos	Remark																																													
Freq	Level	Line	Margin	Level	Factor	Loss	Factor	Factor																																														
MHz	dBuV/m	dBuV/m	dB	dBuV	dB/m	dB	dB	dB																																														
1	5459.12	37.88	54.00	-16.12	28.92	34.58	10.84	36.46	0.00	300	327	AVERAGE																																										
<b>Fundamental</b>	<table border="1"> <thead> <tr> <th>Limit</th> <th>Read</th> <th>Ant</th> <th>Cable</th> <th>Preamp</th> <th>Aux</th> <th>APos</th> <th>TPos</th> <th>Remark</th> </tr> <tr> <th>Freq</th> <th>Level</th> <th>Line</th> <th>Margin</th> <th>Level</th> <th>Factor</th> <th>Loss</th> <th>Factor</th> <th>Factor</th> </tr> <tr> <th>MHz</th> <th>dBuV/m</th> <th>dBuV/m</th> <th>dB</th> <th>dBuV</th> <th>dB/m</th> <th>dB</th> <th>dB</th> <th>dB</th> </tr> </thead> <tbody> <tr> <td>1</td> <td>5510.00</td> <td>86.92</td> <td>68.30</td> <td>18.62</td> <td>77.82</td> <td>34.56</td> <td>10.90</td> <td>36.36</td> <td>0.00</td> <td>300</td> <td>327</td> <td>AVERAGE</td> </tr> </tbody> </table>	Limit	Read	Ant	Cable	Preamp	Aux	APos	TPos	Remark	Freq	Level	Line	Margin	Level	Factor	Loss	Factor	Factor	MHz	dBuV/m	dBuV/m	dB	dBuV	dB/m	dB	dB	dB	1	5510.00	86.92	68.30	18.62	77.82	34.56	10.90	36.36	0.00	300	327	AVERAGE													
Limit	Read	Ant	Cable	Preamp	Aux	APos	TPos	Remark																																														
Freq	Level	Line	Margin	Level	Factor	Loss	Factor	Factor																																														
MHz	dBuV/m	dBuV/m	dB	dBuV	dB/m	dB	dB	dB																																														
1	5510.00	86.92	68.30	18.62	77.82	34.56	10.90	36.36	0.00	300	327	AVERAGE																																										



Mode	23																																										
	Band Edge - R																																										
	U-NII-2C_5.47-5.725_802.11ac VHT40_CH102_Full RU_5510MHz																																										
ANT	1																																										
Pol.	Horizontal	Fundamental																																									
Peak	<p>Level (dBuV/m)</p> <p>Frequency (MHz)</p> <p>5G BAND 1---3</p> <table border="1"> <thead> <tr> <th>Limit</th> <th>Read</th> <th>Ant</th> <th>Cable</th> <th>Preamp</th> <th>Aux</th> <th>APos</th> <th>TPos</th> <th>Remark</th> </tr> <tr> <th>Freq</th> <th>Level</th> <th>Line</th> <th>Margin</th> <th>Level</th> <th>Factor</th> <th>Loss</th> <th>Factor</th> <th>Factor</th> </tr> <tr> <th>MHz</th> <th>dBuV/m</th> <th>dBuV/m</th> <th>dB</th> <th>dBuV</th> <th>dB/m</th> <th>dB</th> <th>dB</th> <th>cm</th> <th>deg</th> </tr> </thead> <tbody> <tr> <td>1</td> <td>5726.75</td> <td>47.72</td> <td>68.30</td> <td>-20.58</td> <td>39.50</td> <td>34.68</td> <td>11.18</td> <td>37.64</td> <td>0.00</td> <td>300</td> <td>327</td> <td>PEAK</td> </tr> </tbody> </table>	Limit	Read	Ant	Cable	Preamp	Aux	APos	TPos	Remark	Freq	Level	Line	Margin	Level	Factor	Loss	Factor	Factor	MHz	dBuV/m	dBuV/m	dB	dBuV	dB/m	dB	dB	cm	deg	1	5726.75	47.72	68.30	-20.58	39.50	34.68	11.18	37.64	0.00	300	327	PEAK	Blank
Limit	Read	Ant	Cable	Preamp	Aux	APos	TPos	Remark																																			
Freq	Level	Line	Margin	Level	Factor	Loss	Factor	Factor																																			
MHz	dBuV/m	dBuV/m	dB	dBuV	dB/m	dB	dB	cm	deg																																		
1	5726.75	47.72	68.30	-20.58	39.50	34.68	11.18	37.64	0.00	300	327	PEAK																															



Mode	23																																																																																																
	Band Edge - L																																																																																																
	U-NII-2C_5.47-5.725_802.11ac VHT40_CH102_Full RU_5510MHz																																																																																																
ANT	1																																																																																																
Pol.	Vertical	Fundamental																																																																																															
Peak	<table border="1"> <thead> <tr> <th>Limit</th> <th>Read</th> <th>Ant</th> <th>Cable</th> <th>Preamp</th> <th>Aux</th> <th>APos</th> <th>TPos</th> <th>Remark</th> </tr> <tr> <th>Freq</th> <th>Level</th> <th>Line</th> <th>Margin</th> <th>Level</th> <th>Factor</th> <th>Loss</th> <th>Factor</th> <th>Factor</th> </tr> <tr> <th>MHz</th> <th>dBuV/m</th> <th>dBuV/m</th> <th>dB</th> <th>dBuV</th> <th>dB/m</th> <th>dB</th> <th>dB</th> <th>cm</th> <th>deg</th> </tr> </thead> <tbody> <tr> <td>1</td> <td>5446.48</td> <td>52.82</td> <td>74.00</td> <td>-21.18</td> <td>43.91</td> <td>34.58</td> <td>10.82</td> <td>36.49</td> <td>0.00</td> <td>300</td> <td>208</td> <td>PEAK</td> </tr> <tr> <td>2</td> <td>5469.04</td> <td>54.29</td> <td>68.30</td> <td>-14.01</td> <td>45.32</td> <td>34.57</td> <td>10.85</td> <td>36.45</td> <td>0.00</td> <td>300</td> <td>208</td> <td>PEAK</td> </tr> </tbody> </table>	Limit	Read	Ant	Cable	Preamp	Aux	APos	TPos	Remark	Freq	Level	Line	Margin	Level	Factor	Loss	Factor	Factor	MHz	dBuV/m	dBuV/m	dB	dBuV	dB/m	dB	dB	cm	deg	1	5446.48	52.82	74.00	-21.18	43.91	34.58	10.82	36.49	0.00	300	208	PEAK	2	5469.04	54.29	68.30	-14.01	45.32	34.57	10.85	36.45	0.00	300	208	PEAK	<table border="1"> <thead> <tr> <th>Limit</th> <th>Read</th> <th>Ant</th> <th>Cable</th> <th>Preamp</th> <th>Aux</th> <th>APos</th> <th>TPos</th> <th>Remark</th> </tr> <tr> <th>Freq</th> <th>Level</th> <th>Line</th> <th>Margin</th> <th>Level</th> <th>Factor</th> <th>Loss</th> <th>Factor</th> <th>Factor</th> </tr> <tr> <th>MHz</th> <th>dBuV/m</th> <th>dBuV/m</th> <th>dB</th> <th>dBuV</th> <th>dB/m</th> <th>dB</th> <th>dB</th> <th>cm</th> <th>deg</th> </tr> </thead> <tbody> <tr> <td>1</td> <td>5510.00</td> <td>104.50</td> <td>68.30</td> <td>36.20</td> <td>95.40</td> <td>34.56</td> <td>10.90</td> <td>36.36</td> <td>0.00</td> <td>300</td> <td>208</td> <td>PEAK</td> </tr> </tbody> </table>	Limit	Read	Ant	Cable	Preamp	Aux	APos	TPos	Remark	Freq	Level	Line	Margin	Level	Factor	Loss	Factor	Factor	MHz	dBuV/m	dBuV/m	dB	dBuV	dB/m	dB	dB	cm	deg	1	5510.00	104.50	68.30	36.20	95.40	34.56	10.90	36.36	0.00	300	208	PEAK
	Limit	Read	Ant	Cable	Preamp	Aux	APos	TPos	Remark																																																																																								
Freq	Level	Line	Margin	Level	Factor	Loss	Factor	Factor																																																																																									
MHz	dBuV/m	dBuV/m	dB	dBuV	dB/m	dB	dB	cm	deg																																																																																								
1	5446.48	52.82	74.00	-21.18	43.91	34.58	10.82	36.49	0.00	300	208	PEAK																																																																																					
2	5469.04	54.29	68.30	-14.01	45.32	34.57	10.85	36.45	0.00	300	208	PEAK																																																																																					
Limit	Read	Ant	Cable	Preamp	Aux	APos	TPos	Remark																																																																																									
Freq	Level	Line	Margin	Level	Factor	Loss	Factor	Factor																																																																																									
MHz	dBuV/m	dBuV/m	dB	dBuV	dB/m	dB	dB	cm	deg																																																																																								
1	5510.00	104.50	68.30	36.20	95.40	34.56	10.90	36.36	0.00	300	208	PEAK																																																																																					
Avg	<table border="1"> <thead> <tr> <th>Limit</th> <th>Read</th> <th>Ant</th> <th>Cable</th> <th>Preamp</th> <th>Aux</th> <th>APos</th> <th>TPos</th> <th>Remark</th> </tr> <tr> <th>Freq</th> <th>Level</th> <th>Line</th> <th>Margin</th> <th>Level</th> <th>Factor</th> <th>Loss</th> <th>Factor</th> <th>Factor</th> </tr> <tr> <th>MHz</th> <th>dBuV/m</th> <th>dBuV/m</th> <th>dB</th> <th>dBuV</th> <th>dB/m</th> <th>dB</th> <th>dB</th> <th>cm</th> <th>deg</th> </tr> </thead> <tbody> <tr> <td>1</td> <td>5459.60</td> <td>42.06</td> <td>54.00</td> <td>-11.94</td> <td>33.10</td> <td>34.58</td> <td>10.84</td> <td>36.46</td> <td>0.00</td> <td>300</td> <td>208</td> <td>AVERAGE</td> </tr> </tbody> </table>	Limit	Read	Ant	Cable	Preamp	Aux	APos	TPos	Remark	Freq	Level	Line	Margin	Level	Factor	Loss	Factor	Factor	MHz	dBuV/m	dBuV/m	dB	dBuV	dB/m	dB	dB	cm	deg	1	5459.60	42.06	54.00	-11.94	33.10	34.58	10.84	36.46	0.00	300	208	AVERAGE	<table border="1"> <thead> <tr> <th>Limit</th> <th>Read</th> <th>Ant</th> <th>Cable</th> <th>Preamp</th> <th>Aux</th> <th>APos</th> <th>TPos</th> <th>Remark</th> </tr> <tr> <th>Freq</th> <th>Level</th> <th>Line</th> <th>Margin</th> <th>Level</th> <th>Factor</th> <th>Loss</th> <th>Factor</th> <th>Factor</th> </tr> <tr> <th>MHz</th> <th>dBuV/m</th> <th>dBuV/m</th> <th>dB</th> <th>dBuV</th> <th>dB/m</th> <th>dB</th> <th>dB</th> <th>cm</th> <th>deg</th> </tr> </thead> <tbody> <tr> <td>1</td> <td>5510.00</td> <td>94.88</td> <td>68.30</td> <td>26.58</td> <td>85.78</td> <td>34.56</td> <td>10.90</td> <td>36.36</td> <td>0.00</td> <td>300</td> <td>208</td> <td>AVERAGE</td> </tr> </tbody> </table>	Limit	Read	Ant	Cable	Preamp	Aux	APos	TPos	Remark	Freq	Level	Line	Margin	Level	Factor	Loss	Factor	Factor	MHz	dBuV/m	dBuV/m	dB	dBuV	dB/m	dB	dB	cm	deg	1	5510.00	94.88	68.30	26.58	85.78	34.56	10.90	36.36	0.00	300	208	AVERAGE													
Limit	Read	Ant	Cable	Preamp	Aux	APos	TPos	Remark																																																																																									
Freq	Level	Line	Margin	Level	Factor	Loss	Factor	Factor																																																																																									
MHz	dBuV/m	dBuV/m	dB	dBuV	dB/m	dB	dB	cm	deg																																																																																								
1	5459.60	42.06	54.00	-11.94	33.10	34.58	10.84	36.46	0.00	300	208	AVERAGE																																																																																					
Limit	Read	Ant	Cable	Preamp	Aux	APos	TPos	Remark																																																																																									
Freq	Level	Line	Margin	Level	Factor	Loss	Factor	Factor																																																																																									
MHz	dBuV/m	dBuV/m	dB	dBuV	dB/m	dB	dB	cm	deg																																																																																								
1	5510.00	94.88	68.30	26.58	85.78	34.56	10.90	36.36	0.00	300	208	AVERAGE																																																																																					



Mode	23																																						
	Band Edge - R																																						
	U-NII-2C_5.47-5.725_802.11ac VHT40_CH102_Full RU_5510MHz																																						
ANT	1																																						
Pol.	Vertical	Fundamental																																					
Peak	<table border="1"> <thead> <tr> <th>Limit</th> <th>Read</th> <th>Ant</th> <th>Cable</th> <th>Preamp</th> <th>Aux</th> <th>APos</th> <th>TPos</th> </tr> <tr> <th>Freq</th> <th>Level</th> <th>Line</th> <th>Margin</th> <th>Level</th> <th>Factor</th> <th>Loss</th> <th>Factor</th> </tr> <tr> <th>MHz</th> <th>dBuV/m</th> <th>dBuV/m</th> <th>dB</th> <th>dBuV</th> <th>dB/m</th> <th>dB</th> <th>dB</th> </tr> </thead> <tbody> <tr> <td>1</td> <td>5759.90</td> <td>48.90</td> <td>68.30</td> <td>-19.40</td> <td>41.14</td> <td>34.77</td> <td>11.22</td> <td>38.23</td> <td>0.00</td> <td>300</td> <td>200</td> <td>PEAK</td> </tr> </tbody> </table>	Limit	Read	Ant	Cable	Preamp	Aux	APos	TPos	Freq	Level	Line	Margin	Level	Factor	Loss	Factor	MHz	dBuV/m	dBuV/m	dB	dBuV	dB/m	dB	dB	1	5759.90	48.90	68.30	-19.40	41.14	34.77	11.22	38.23	0.00	300	200	PEAK	Blank
Limit	Read	Ant	Cable	Preamp	Aux	APos	TPos																																
Freq	Level	Line	Margin	Level	Factor	Loss	Factor																																
MHz	dBuV/m	dBuV/m	dB	dBuV	dB/m	dB	dB																																
1	5759.90	48.90	68.30	-19.40	41.14	34.77	11.22	38.23	0.00	300	200	PEAK																											



Mode	23																																																																																	
	Harmonic																																																																																	
	U-NII-2C_5.47-5.725_802.11ac VHT40_CH102_Full RU_5510MHz																																																																																	
ANT	1																																																																																	
Pol.	Horizontal	Vertical																																																																																
Peak Avg	<table border="1"> <thead> <tr> <th>Limit</th> <th>Read</th> <th>Ant</th> <th>Cable</th> <th>Preamp</th> <th>Aux</th> <th>APos</th> <th>TPos</th> <th>Remark</th> </tr> <tr> <th>Freq</th> <th>Level</th> <th>Line</th> <th>Margin</th> <th>Level</th> <th>Factor</th> <th>Loss</th> <th>Factor</th> <th>Factor</th> </tr> <tr> <th>MHz</th> <th>dBuV/m</th> <th>dBuV/m</th> <th>dB</th> <th>dBuV</th> <th>dB/m</th> <th>dB</th> <th>dB</th> <th>cm</th> <th>deg</th> </tr> </thead> <tbody> <tr> <td>1 11020.00</td> <td>44.50</td> <td>74.00</td> <td>-29.50</td> <td>57.42</td> <td>37.92</td> <td>16.06</td> <td>66.90</td> <td>0.00</td> <td>---</td> <td>---</td> <td>PEAK</td> </tr> </tbody> </table>	Limit	Read	Ant	Cable	Preamp	Aux	APos	TPos	Remark	Freq	Level	Line	Margin	Level	Factor	Loss	Factor	Factor	MHz	dBuV/m	dBuV/m	dB	dBuV	dB/m	dB	dB	cm	deg	1 11020.00	44.50	74.00	-29.50	57.42	37.92	16.06	66.90	0.00	---	---	PEAK	<table border="1"> <thead> <tr> <th>Limit</th> <th>Read</th> <th>Ant</th> <th>Cable</th> <th>Preamp</th> <th>Aux</th> <th>APos</th> <th>TPos</th> <th>Remark</th> </tr> <tr> <th>Freq</th> <th>Level</th> <th>Line</th> <th>Margin</th> <th>Level</th> <th>Factor</th> <th>Loss</th> <th>Factor</th> <th>Factor</th> </tr> <tr> <th>MHz</th> <th>dBuV/m</th> <th>dBuV/m</th> <th>dB</th> <th>dBuV</th> <th>dB/m</th> <th>dB</th> <th>dB</th> <th>cm</th> <th>deg</th> </tr> </thead> <tbody> <tr> <td>1 11020.00</td> <td>43.90</td> <td>74.00</td> <td>-30.10</td> <td>56.82</td> <td>37.92</td> <td>16.06</td> <td>66.90</td> <td>0.00</td> <td>---</td> <td>---</td> <td>PEAK</td> </tr> </tbody> </table>	Limit	Read	Ant	Cable	Preamp	Aux	APos	TPos	Remark	Freq	Level	Line	Margin	Level	Factor	Loss	Factor	Factor	MHz	dBuV/m	dBuV/m	dB	dBuV	dB/m	dB	dB	cm	deg	1 11020.00	43.90	74.00	-30.10	56.82	37.92	16.06	66.90	0.00	---	---	PEAK
Limit	Read	Ant	Cable	Preamp	Aux	APos	TPos	Remark																																																																										
Freq	Level	Line	Margin	Level	Factor	Loss	Factor	Factor																																																																										
MHz	dBuV/m	dBuV/m	dB	dBuV	dB/m	dB	dB	cm	deg																																																																									
1 11020.00	44.50	74.00	-29.50	57.42	37.92	16.06	66.90	0.00	---	---	PEAK																																																																							
Limit	Read	Ant	Cable	Preamp	Aux	APos	TPos	Remark																																																																										
Freq	Level	Line	Margin	Level	Factor	Loss	Factor	Factor																																																																										
MHz	dBuV/m	dBuV/m	dB	dBuV	dB/m	dB	dB	cm	deg																																																																									
1 11020.00	43.90	74.00	-30.10	56.82	37.92	16.06	66.90	0.00	---	---	PEAK																																																																							





Mode	24																																																																																																
	Band Edge - L																																																																																																
	U-NII-2C_5.47-5.725_802.11ac VHT40_CH110_Full RU_5550MHz																																																																																																
ANT	1																																																																																																
Pol.	Horizontal	Fundamental																																																																																															
Peak	<table border="1"> <thead> <tr> <th>Limit</th> <th>Read</th> <th>Ant</th> <th>Cable</th> <th>Preamp</th> <th>Aux</th> <th>APos</th> <th>TPos</th> <th>Remark</th> </tr> <tr> <th>Freq</th> <th>Level</th> <th>Line</th> <th>Margin</th> <th>Level</th> <th>Factor</th> <th>Loss</th> <th>Factor</th> <th>Factor</th> </tr> <tr> <th>MHz</th> <th>dBuV/m</th> <th>dBuV/m</th> <th>dB</th> <th>dBuV</th> <th>dB/m</th> <th>dB</th> <th>dB</th> <th>cm</th> <th>deg</th> </tr> </thead> <tbody> <tr> <td>1</td> <td>5418.60</td> <td>48.03</td> <td>74.00</td> <td>-25.97</td> <td>39.19</td> <td>34.59</td> <td>10.79</td> <td>36.54</td> <td>0.00</td> <td>297</td> <td>142</td> <td>PEAK</td> </tr> <tr> <td>2</td> <td>5464.20</td> <td>47.95</td> <td>68.30</td> <td>-20.35</td> <td>38.97</td> <td>34.58</td> <td>10.85</td> <td>36.45</td> <td>0.00</td> <td>297</td> <td>142</td> <td>PEAK</td> </tr> </tbody> </table>	Limit	Read	Ant	Cable	Preamp	Aux	APos	TPos	Remark	Freq	Level	Line	Margin	Level	Factor	Loss	Factor	Factor	MHz	dBuV/m	dBuV/m	dB	dBuV	dB/m	dB	dB	cm	deg	1	5418.60	48.03	74.00	-25.97	39.19	34.59	10.79	36.54	0.00	297	142	PEAK	2	5464.20	47.95	68.30	-20.35	38.97	34.58	10.85	36.45	0.00	297	142	PEAK	<table border="1"> <thead> <tr> <th>Limit</th> <th>Read</th> <th>Ant</th> <th>Cable</th> <th>Preamp</th> <th>Aux</th> <th>APos</th> <th>TPos</th> <th>Remark</th> </tr> <tr> <th>Freq</th> <th>Level</th> <th>Line</th> <th>Margin</th> <th>Level</th> <th>Factor</th> <th>Loss</th> <th>Factor</th> <th>Factor</th> </tr> <tr> <th>MHz</th> <th>dBuV/m</th> <th>dBuV/m</th> <th>dB</th> <th>dBuV</th> <th>dB/m</th> <th>dB</th> <th>dB</th> <th>cm</th> <th>deg</th> </tr> </thead> <tbody> <tr> <td>1</td> <td>5550.00</td> <td>97.71</td> <td>68.30</td> <td>29.41</td> <td>88.50</td> <td>34.54</td> <td>10.95</td> <td>36.28</td> <td>0.00</td> <td>297</td> <td>142</td> <td>PEAK</td> </tr> </tbody> </table>	Limit	Read	Ant	Cable	Preamp	Aux	APos	TPos	Remark	Freq	Level	Line	Margin	Level	Factor	Loss	Factor	Factor	MHz	dBuV/m	dBuV/m	dB	dBuV	dB/m	dB	dB	cm	deg	1	5550.00	97.71	68.30	29.41	88.50	34.54	10.95	36.28	0.00	297	142	PEAK
	Limit	Read	Ant	Cable	Preamp	Aux	APos	TPos	Remark																																																																																								
Freq	Level	Line	Margin	Level	Factor	Loss	Factor	Factor																																																																																									
MHz	dBuV/m	dBuV/m	dB	dBuV	dB/m	dB	dB	cm	deg																																																																																								
1	5418.60	48.03	74.00	-25.97	39.19	34.59	10.79	36.54	0.00	297	142	PEAK																																																																																					
2	5464.20	47.95	68.30	-20.35	38.97	34.58	10.85	36.45	0.00	297	142	PEAK																																																																																					
Limit	Read	Ant	Cable	Preamp	Aux	APos	TPos	Remark																																																																																									
Freq	Level	Line	Margin	Level	Factor	Loss	Factor	Factor																																																																																									
MHz	dBuV/m	dBuV/m	dB	dBuV	dB/m	dB	dB	cm	deg																																																																																								
1	5550.00	97.71	68.30	29.41	88.50	34.54	10.95	36.28	0.00	297	142	PEAK																																																																																					
Avg	<table border="1"> <thead> <tr> <th>Limit</th> <th>Read</th> <th>Ant</th> <th>Cable</th> <th>Preamp</th> <th>Aux</th> <th>APos</th> <th>TPos</th> <th>Remark</th> </tr> <tr> <th>Freq</th> <th>Level</th> <th>Line</th> <th>Margin</th> <th>Level</th> <th>Factor</th> <th>Loss</th> <th>Factor</th> <th>Factor</th> </tr> <tr> <th>MHz</th> <th>dBuV/m</th> <th>dBuV/m</th> <th>dB</th> <th>dBuV</th> <th>dB/m</th> <th>dB</th> <th>dB</th> <th>cm</th> <th>deg</th> </tr> </thead> <tbody> <tr> <td>1</td> <td>5459.80</td> <td>37.38</td> <td>54.00</td> <td>-16.62</td> <td>28.42</td> <td>34.58</td> <td>10.84</td> <td>36.46</td> <td>0.00</td> <td>297</td> <td>142</td> <td>AVERAGE</td> </tr> </tbody> </table>	Limit	Read	Ant	Cable	Preamp	Aux	APos	TPos	Remark	Freq	Level	Line	Margin	Level	Factor	Loss	Factor	Factor	MHz	dBuV/m	dBuV/m	dB	dBuV	dB/m	dB	dB	cm	deg	1	5459.80	37.38	54.00	-16.62	28.42	34.58	10.84	36.46	0.00	297	142	AVERAGE	<table border="1"> <thead> <tr> <th>Limit</th> <th>Read</th> <th>Ant</th> <th>Cable</th> <th>Preamp</th> <th>Aux</th> <th>APos</th> <th>TPos</th> <th>Remark</th> </tr> <tr> <th>Freq</th> <th>Level</th> <th>Line</th> <th>Margin</th> <th>Level</th> <th>Factor</th> <th>Loss</th> <th>Factor</th> <th>Factor</th> </tr> <tr> <th>MHz</th> <th>dBuV/m</th> <th>dBuV/m</th> <th>dB</th> <th>dBuV</th> <th>dB/m</th> <th>dB</th> <th>dB</th> <th>cm</th> <th>deg</th> </tr> </thead> <tbody> <tr> <td>1</td> <td>5550.00</td> <td>87.82</td> <td>68.30</td> <td>19.52</td> <td>78.61</td> <td>34.54</td> <td>10.95</td> <td>36.28</td> <td>0.00</td> <td>297</td> <td>142</td> <td>AVERAGE</td> </tr> </tbody> </table>	Limit	Read	Ant	Cable	Preamp	Aux	APos	TPos	Remark	Freq	Level	Line	Margin	Level	Factor	Loss	Factor	Factor	MHz	dBuV/m	dBuV/m	dB	dBuV	dB/m	dB	dB	cm	deg	1	5550.00	87.82	68.30	19.52	78.61	34.54	10.95	36.28	0.00	297	142	AVERAGE													
Limit	Read	Ant	Cable	Preamp	Aux	APos	TPos	Remark																																																																																									
Freq	Level	Line	Margin	Level	Factor	Loss	Factor	Factor																																																																																									
MHz	dBuV/m	dBuV/m	dB	dBuV	dB/m	dB	dB	cm	deg																																																																																								
1	5459.80	37.38	54.00	-16.62	28.42	34.58	10.84	36.46	0.00	297	142	AVERAGE																																																																																					
Limit	Read	Ant	Cable	Preamp	Aux	APos	TPos	Remark																																																																																									
Freq	Level	Line	Margin	Level	Factor	Loss	Factor	Factor																																																																																									
MHz	dBuV/m	dBuV/m	dB	dBuV	dB/m	dB	dB	cm	deg																																																																																								
1	5550.00	87.82	68.30	19.52	78.61	34.54	10.95	36.28	0.00	297	142	AVERAGE																																																																																					



Mode	24																																							
	Band Edge - R																																							
	U-NII-2C_5.47-5.725_802.11ac VHT40_CH110_Full RU_5550MHz																																							
ANT	1																																							
Pol.	Horizontal	Fundamental																																						
Peak	<table border="1"> <thead> <tr> <th>Limit</th> <th>Read</th> <th>Ant</th> <th>Cable</th> <th>Preamp</th> <th>Aux</th> <th>APos</th> <th>TPos</th> <th>Remark</th> </tr> <tr> <th>Freq</th> <th>Level</th> <th>Line</th> <th>Margin</th> <th>Level</th> <th>Factor</th> <th>Loss</th> <th>Factor</th> <th>Factor</th> </tr> <tr> <th>MHz</th> <th>dBuV/m</th> <th>dBuV/m</th> <th>dB</th> <th>dBuV</th> <th>dB/m</th> <th>dB</th> <th>dB</th> <th>cm</th> <th>deg</th> </tr> </thead> <tbody> <tr> <td>1 5732.54</td> <td>47.54</td> <td>68.30</td> <td>-20.76</td> <td>39.40</td> <td>34.70</td> <td>11.19</td> <td>37.75</td> <td>0.00</td> <td>297 142 PEAK</td> </tr> </tbody> </table>	Limit	Read	Ant	Cable	Preamp	Aux	APos	TPos	Remark	Freq	Level	Line	Margin	Level	Factor	Loss	Factor	Factor	MHz	dBuV/m	dBuV/m	dB	dBuV	dB/m	dB	dB	cm	deg	1 5732.54	47.54	68.30	-20.76	39.40	34.70	11.19	37.75	0.00	297 142 PEAK	Blank
Limit	Read	Ant	Cable	Preamp	Aux	APos	TPos	Remark																																
Freq	Level	Line	Margin	Level	Factor	Loss	Factor	Factor																																
MHz	dBuV/m	dBuV/m	dB	dBuV	dB/m	dB	dB	cm	deg																															
1 5732.54	47.54	68.30	-20.76	39.40	34.70	11.19	37.75	0.00	297 142 PEAK																															



Mode	24																																																																																														
	Band Edge - L																																																																																														
	U-NII-2C_5.47-5.725_802.11ac VHT40_CH110_Full RU_5550MHz																																																																																														
ANT	1																																																																																														
Pol.	Vertical	Fundamental																																																																																													
Peak	<table border="1"> <thead> <tr> <th>Limit</th> <th>Read</th> <th>Ant</th> <th>Cable</th> <th>Preamp</th> <th>Aux</th> <th>APos</th> <th>TPos</th> <th>Remark</th> </tr> <tr> <th>Freq</th> <th>Level</th> <th>Line</th> <th>Margin</th> <th>Level</th> <th>Factor</th> <th>Loss</th> <th>Factor</th> <th>Factor</th> </tr> <tr> <th>MHz</th> <th>dBuV/m</th> <th>dBuV/m</th> <th>dB</th> <th>dBuV</th> <th>dB/m</th> <th>dB</th> <th>dB</th> <th>dB</th> </tr> </thead> <tbody> <tr> <td>1</td> <td>5454.00</td> <td>48.43</td> <td>74.00</td> <td>-25.57</td> <td>39.49</td> <td>34.58</td> <td>10.83</td> <td>36.47</td> <td>0.00</td> <td>310</td> <td>269</td> <td>PEAK</td> </tr> <tr> <td>2</td> <td>5467.20</td> <td>47.83</td> <td>68.30</td> <td>-20.47</td> <td>38.86</td> <td>34.57</td> <td>10.85</td> <td>36.45</td> <td>0.00</td> <td>310</td> <td>269</td> <td>PEAK</td> </tr> </tbody> </table>	Limit	Read	Ant	Cable	Preamp	Aux	APos	TPos	Remark	Freq	Level	Line	Margin	Level	Factor	Loss	Factor	Factor	MHz	dBuV/m	dBuV/m	dB	dBuV	dB/m	dB	dB	dB	1	5454.00	48.43	74.00	-25.57	39.49	34.58	10.83	36.47	0.00	310	269	PEAK	2	5467.20	47.83	68.30	-20.47	38.86	34.57	10.85	36.45	0.00	310	269	PEAK	<table border="1"> <thead> <tr> <th>Limit</th> <th>Read</th> <th>Ant</th> <th>Cable</th> <th>Preamp</th> <th>Aux</th> <th>APos</th> <th>TPos</th> <th>Remark</th> </tr> <tr> <th>Freq</th> <th>Level</th> <th>Line</th> <th>Margin</th> <th>Level</th> <th>Factor</th> <th>Loss</th> <th>Factor</th> <th>Factor</th> </tr> <tr> <th>MHz</th> <th>dBuV/m</th> <th>dBuV/m</th> <th>dB</th> <th>dBuV</th> <th>dB/m</th> <th>dB</th> <th>dB</th> <th>dB</th> </tr> </thead> <tbody> <tr> <td>1</td> <td>5550.00</td> <td>104.06</td> <td>68.30</td> <td>35.76</td> <td>94.85</td> <td>34.54</td> <td>10.95</td> <td>36.28</td> <td>0.00</td> <td>310</td> <td>269</td> <td>PEAK</td> </tr> </tbody> </table>	Limit	Read	Ant	Cable	Preamp	Aux	APos	TPos	Remark	Freq	Level	Line	Margin	Level	Factor	Loss	Factor	Factor	MHz	dBuV/m	dBuV/m	dB	dBuV	dB/m	dB	dB	dB	1	5550.00	104.06	68.30	35.76	94.85	34.54	10.95	36.28	0.00	310	269	PEAK
	Limit	Read	Ant	Cable	Preamp	Aux	APos	TPos	Remark																																																																																						
Freq	Level	Line	Margin	Level	Factor	Loss	Factor	Factor																																																																																							
MHz	dBuV/m	dBuV/m	dB	dBuV	dB/m	dB	dB	dB																																																																																							
1	5454.00	48.43	74.00	-25.57	39.49	34.58	10.83	36.47	0.00	310	269	PEAK																																																																																			
2	5467.20	47.83	68.30	-20.47	38.86	34.57	10.85	36.45	0.00	310	269	PEAK																																																																																			
Limit	Read	Ant	Cable	Preamp	Aux	APos	TPos	Remark																																																																																							
Freq	Level	Line	Margin	Level	Factor	Loss	Factor	Factor																																																																																							
MHz	dBuV/m	dBuV/m	dB	dBuV	dB/m	dB	dB	dB																																																																																							
1	5550.00	104.06	68.30	35.76	94.85	34.54	10.95	36.28	0.00	310	269	PEAK																																																																																			
Avg	<table border="1"> <thead> <tr> <th>Limit</th> <th>Read</th> <th>Ant</th> <th>Cable</th> <th>Preamp</th> <th>Aux</th> <th>APos</th> <th>TPos</th> <th>Remark</th> </tr> <tr> <th>Freq</th> <th>Level</th> <th>Line</th> <th>Margin</th> <th>Level</th> <th>Factor</th> <th>Loss</th> <th>Factor</th> <th>Factor</th> </tr> <tr> <th>MHz</th> <th>dBuV/m</th> <th>dBuV/m</th> <th>dB</th> <th>dBuV</th> <th>dB/m</th> <th>dB</th> <th>dB</th> <th>dB</th> </tr> </thead> <tbody> <tr> <td>1</td> <td>5458.00</td> <td>38.88</td> <td>54.00</td> <td>-15.12</td> <td>29.93</td> <td>34.58</td> <td>10.84</td> <td>36.47</td> <td>0.00</td> <td>310</td> <td>269</td> <td>AVERAGE</td> </tr> </tbody> </table>	Limit	Read	Ant	Cable	Preamp	Aux	APos	TPos	Remark	Freq	Level	Line	Margin	Level	Factor	Loss	Factor	Factor	MHz	dBuV/m	dBuV/m	dB	dBuV	dB/m	dB	dB	dB	1	5458.00	38.88	54.00	-15.12	29.93	34.58	10.84	36.47	0.00	310	269	AVERAGE	<table border="1"> <thead> <tr> <th>Limit</th> <th>Read</th> <th>Ant</th> <th>Cable</th> <th>Preamp</th> <th>Aux</th> <th>APos</th> <th>TPos</th> <th>Remark</th> </tr> <tr> <th>Freq</th> <th>Level</th> <th>Line</th> <th>Margin</th> <th>Level</th> <th>Factor</th> <th>Loss</th> <th>Factor</th> <th>Factor</th> </tr> <tr> <th>MHz</th> <th>dBuV/m</th> <th>dBuV/m</th> <th>dB</th> <th>dBuV</th> <th>dB/m</th> <th>dB</th> <th>dB</th> <th>dB</th> </tr> </thead> <tbody> <tr> <td>1</td> <td>5550.00</td> <td>94.79</td> <td>68.30</td> <td>26.49</td> <td>85.58</td> <td>34.54</td> <td>10.95</td> <td>36.28</td> <td>0.00</td> <td>310</td> <td>269</td> <td>AVERAGE</td> </tr> </tbody> </table>	Limit	Read	Ant	Cable	Preamp	Aux	APos	TPos	Remark	Freq	Level	Line	Margin	Level	Factor	Loss	Factor	Factor	MHz	dBuV/m	dBuV/m	dB	dBuV	dB/m	dB	dB	dB	1	5550.00	94.79	68.30	26.49	85.58	34.54	10.95	36.28	0.00	310	269	AVERAGE													
Limit	Read	Ant	Cable	Preamp	Aux	APos	TPos	Remark																																																																																							
Freq	Level	Line	Margin	Level	Factor	Loss	Factor	Factor																																																																																							
MHz	dBuV/m	dBuV/m	dB	dBuV	dB/m	dB	dB	dB																																																																																							
1	5458.00	38.88	54.00	-15.12	29.93	34.58	10.84	36.47	0.00	310	269	AVERAGE																																																																																			
Limit	Read	Ant	Cable	Preamp	Aux	APos	TPos	Remark																																																																																							
Freq	Level	Line	Margin	Level	Factor	Loss	Factor	Factor																																																																																							
MHz	dBuV/m	dBuV/m	dB	dBuV	dB/m	dB	dB	dB																																																																																							
1	5550.00	94.79	68.30	26.49	85.58	34.54	10.95	36.28	0.00	310	269	AVERAGE																																																																																			

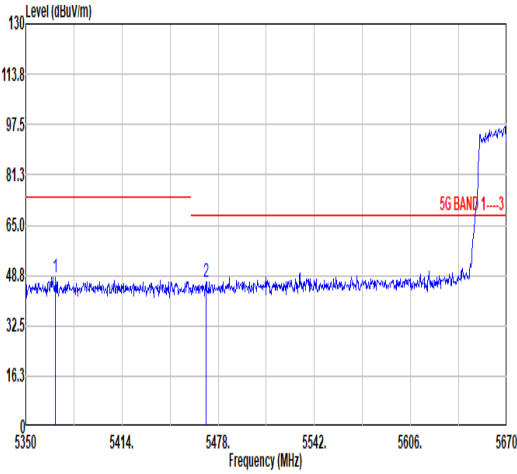
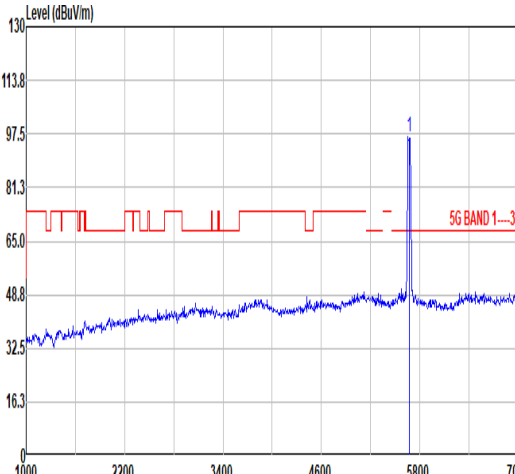
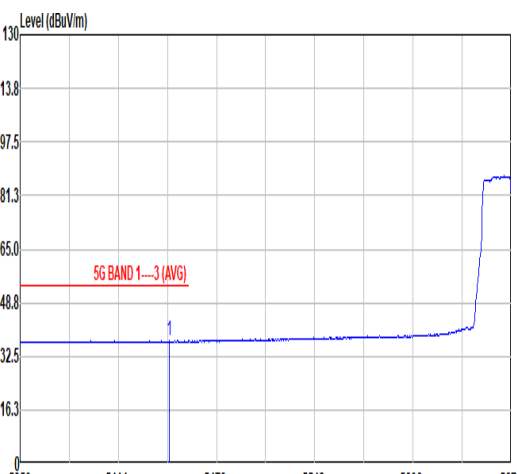
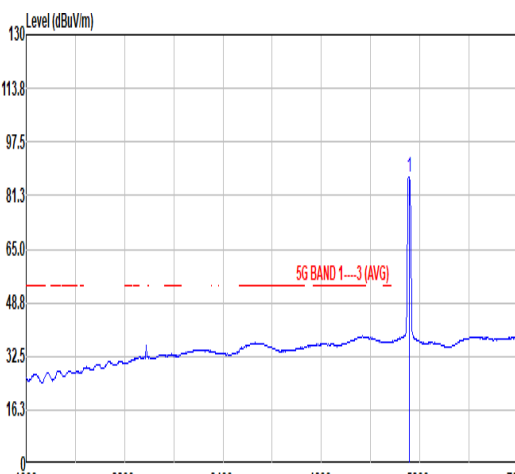


Mode	24																																								
	Band Edge - R																																								
	U-NII-2C_5.47-5.725_802.11ac VHT40_CH110_Full RU_5550MHz																																								
ANT	1																																								
Pol.	Vertical	Fundamental																																							
Peak	<table border="1"> <thead> <tr> <th>Limit</th> <th>Read</th> <th>Ant</th> <th>Cable</th> <th>Preamp</th> <th>Aux</th> <th>APos</th> <th>TPos</th> <th>Remark</th> </tr> <tr> <th>Freq</th> <th>Level</th> <th>Line</th> <th>Margin</th> <th>Level</th> <th>Factor</th> <th>Loss</th> <th>Factor</th> <th>Factor</th> </tr> <tr> <th>MHz</th> <th>dBuV/m</th> <th>dBuV/m</th> <th>dB</th> <th>dBuV</th> <th>dB/m</th> <th>dB</th> <th>dB</th> <th>cm</th> <th>deg</th> </tr> </thead> <tbody> <tr> <td>1 5734.04</td> <td>48.59</td> <td>68.30</td> <td>-19.71</td> <td>40.47</td> <td>34.70</td> <td>11.19</td> <td>37.77</td> <td>0.00</td> <td>310</td> <td>269 PEAK</td> </tr> </tbody> </table>	Limit	Read	Ant	Cable	Preamp	Aux	APos	TPos	Remark	Freq	Level	Line	Margin	Level	Factor	Loss	Factor	Factor	MHz	dBuV/m	dBuV/m	dB	dBuV	dB/m	dB	dB	cm	deg	1 5734.04	48.59	68.30	-19.71	40.47	34.70	11.19	37.77	0.00	310	269 PEAK	Blank
Limit	Read	Ant	Cable	Preamp	Aux	APos	TPos	Remark																																	
Freq	Level	Line	Margin	Level	Factor	Loss	Factor	Factor																																	
MHz	dBuV/m	dBuV/m	dB	dBuV	dB/m	dB	dB	cm	deg																																
1 5734.04	48.59	68.30	-19.71	40.47	34.70	11.19	37.77	0.00	310	269 PEAK																															



Mode	24																																																																																																																	
	Harmonic																																																																																																																	
	U-NII-2C_5.47-5.725_802.11ac VHT40_CH110_Full RU_5550MHz																																																																																																																	
ANT	1																																																																																																																	
Pol.	Horizontal	Vertical																																																																																																																
Peak Avg	<table border="1"> <thead> <tr> <th>Limit</th> <th>Read</th> <th>Ant</th> <th>Cable</th> <th>Preamp</th> <th>Aux</th> <th>APos</th> <th>TPos</th> </tr> <tr> <th>Freq</th> <th>Level</th> <th>Line</th> <th>Margin</th> <th>Level</th> <th>Factor</th> <th>Loss</th> <th>Factor</th> </tr> <tr> <th>MHz</th> <th>dBuV/m</th> <th>dBuV/m</th> <th>dB</th> <th>dBuV</th> <th>dB/m</th> <th>dB</th> <th>dB</th> </tr> </thead> <tbody> <tr> <td>1 11100.00</td> <td>45.19</td> <td>74.00</td> <td>-28.81</td> <td>57.97</td> <td>37.98</td> <td>16.11</td> <td>66.87</td> </tr> <tr> <td></td> <td></td> <td></td> <td></td> <td></td> <td></td> <td>0.00</td> <td>---</td> </tr> <tr> <td></td> <td></td> <td></td> <td></td> <td></td> <td></td> <td></td> <td>deg</td> </tr> <tr> <td></td> <td></td> <td></td> <td></td> <td></td> <td></td> <td></td> <td>--- PEAK</td> </tr> </tbody> </table>	Limit	Read	Ant	Cable	Preamp	Aux	APos	TPos	Freq	Level	Line	Margin	Level	Factor	Loss	Factor	MHz	dBuV/m	dBuV/m	dB	dBuV	dB/m	dB	dB	1 11100.00	45.19	74.00	-28.81	57.97	37.98	16.11	66.87							0.00	---								deg								--- PEAK	<table border="1"> <thead> <tr> <th>Limit</th> <th>Read</th> <th>Ant</th> <th>Cable</th> <th>Preamp</th> <th>Aux</th> <th>APos</th> <th>TPos</th> </tr> <tr> <th>Freq</th> <th>Level</th> <th>Line</th> <th>Margin</th> <th>Level</th> <th>Factor</th> <th>Loss</th> <th>Factor</th> </tr> <tr> <th>MHz</th> <th>dBuV/m</th> <th>dBuV/m</th> <th>dB</th> <th>dBuV</th> <th>dB/m</th> <th>dB</th> <th>dB</th> </tr> </thead> <tbody> <tr> <td>1 11100.00</td> <td>46.24</td> <td>74.00</td> <td>-27.76</td> <td>59.02</td> <td>37.98</td> <td>16.11</td> <td>66.87</td> </tr> <tr> <td></td> <td></td> <td></td> <td></td> <td></td> <td></td> <td>0.00</td> <td>---</td> </tr> <tr> <td></td> <td></td> <td></td> <td></td> <td></td> <td></td> <td></td> <td>deg</td> </tr> <tr> <td></td> <td></td> <td></td> <td></td> <td></td> <td></td> <td></td> <td>--- PEAK</td> </tr> </tbody> </table>	Limit	Read	Ant	Cable	Preamp	Aux	APos	TPos	Freq	Level	Line	Margin	Level	Factor	Loss	Factor	MHz	dBuV/m	dBuV/m	dB	dBuV	dB/m	dB	dB	1 11100.00	46.24	74.00	-27.76	59.02	37.98	16.11	66.87							0.00	---								deg								--- PEAK
Limit	Read	Ant	Cable	Preamp	Aux	APos	TPos																																																																																																											
Freq	Level	Line	Margin	Level	Factor	Loss	Factor																																																																																																											
MHz	dBuV/m	dBuV/m	dB	dBuV	dB/m	dB	dB																																																																																																											
1 11100.00	45.19	74.00	-28.81	57.97	37.98	16.11	66.87																																																																																																											
						0.00	---																																																																																																											
							deg																																																																																																											
							--- PEAK																																																																																																											
Limit	Read	Ant	Cable	Preamp	Aux	APos	TPos																																																																																																											
Freq	Level	Line	Margin	Level	Factor	Loss	Factor																																																																																																											
MHz	dBuV/m	dBuV/m	dB	dBuV	dB/m	dB	dB																																																																																																											
1 11100.00	46.24	74.00	-27.76	59.02	37.98	16.11	66.87																																																																																																											
						0.00	---																																																																																																											
							deg																																																																																																											
							--- PEAK																																																																																																											

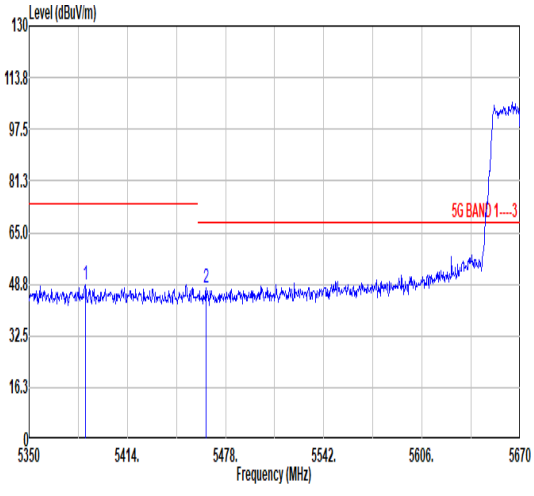
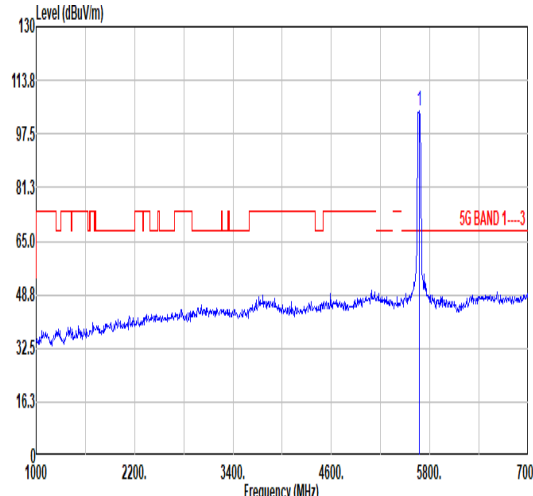
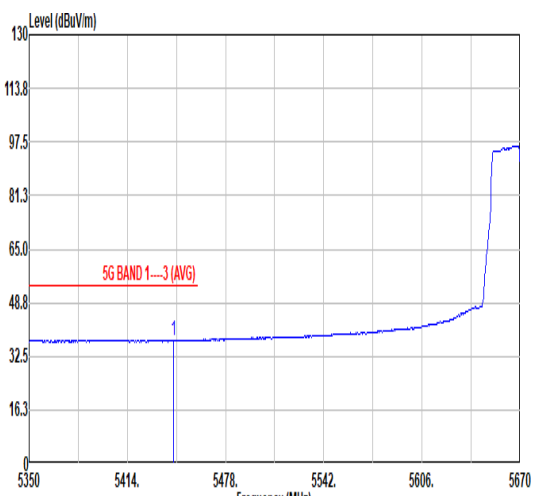
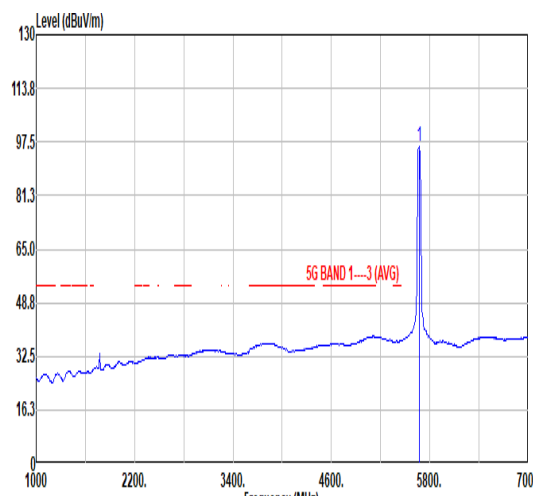


Mode	25																																																																																														
	Band Edge - L																																																																																														
	U-NII-2C_5.47-5.725_802.11ac VHT40_CH134_Full RU_5670MHz																																																																																														
ANT	1																																																																																														
Pol.	Horizontal	Fundamental																																																																																													
Peak	 <table border="1"> <thead> <tr> <th>Limit</th> <th>Read</th> <th>Ant</th> <th>Cable</th> <th>Preamp</th> <th>Aux</th> <th>APos</th> <th>TPos</th> <th>Remark</th> </tr> <tr> <th>Freq</th> <th>Level</th> <th>Line</th> <th>Margin</th> <th>Level</th> <th>Factor</th> <th>Loss</th> <th>Factor</th> <th>Factor</th> </tr> <tr> <th>MHz</th> <th>dBuV/m</th> <th>dBuV/m</th> <th>dB</th> <th>dBuV</th> <th>dB/m</th> <th>dB</th> <th>dB</th> <th>dB</th> </tr> </thead> <tbody> <tr> <td>1</td> <td>5369.84</td> <td>48.32</td> <td>74.00</td> <td>-25.68</td> <td>39.64</td> <td>34.55</td> <td>10.76</td> <td>36.63</td> <td>0.00</td> <td>284</td> <td>208</td> <td>PEAK</td> </tr> <tr> <td>2</td> <td>5470.00</td> <td>46.72</td> <td>68.30</td> <td>-21.58</td> <td>37.74</td> <td>34.57</td> <td>10.85</td> <td>36.44</td> <td>0.00</td> <td>284</td> <td>208</td> <td>PEAK</td> </tr> </tbody> </table>	Limit	Read	Ant	Cable	Preamp	Aux	APos	TPos	Remark	Freq	Level	Line	Margin	Level	Factor	Loss	Factor	Factor	MHz	dBuV/m	dBuV/m	dB	dBuV	dB/m	dB	dB	dB	1	5369.84	48.32	74.00	-25.68	39.64	34.55	10.76	36.63	0.00	284	208	PEAK	2	5470.00	46.72	68.30	-21.58	37.74	34.57	10.85	36.44	0.00	284	208	PEAK	 <table border="1"> <thead> <tr> <th>Limit</th> <th>Read</th> <th>Ant</th> <th>Cable</th> <th>Preamp</th> <th>Aux</th> <th>APos</th> <th>TPos</th> <th>Remark</th> </tr> <tr> <th>Freq</th> <th>Level</th> <th>Line</th> <th>Margin</th> <th>Level</th> <th>Factor</th> <th>Loss</th> <th>Factor</th> <th>Factor</th> </tr> <tr> <th>MHz</th> <th>dBuV/m</th> <th>dBuV/m</th> <th>dB</th> <th>dBuV</th> <th>dB/m</th> <th>dB</th> <th>dB</th> <th>dB</th> </tr> </thead> <tbody> <tr> <td>1</td> <td>5670.00</td> <td>96.57</td> <td>68.30</td> <td>28.27</td> <td>87.38</td> <td>34.50</td> <td>11.08</td> <td>36.39</td> <td>0.00</td> <td>284</td> <td>208</td> <td>PEAK</td> </tr> </tbody> </table>	Limit	Read	Ant	Cable	Preamp	Aux	APos	TPos	Remark	Freq	Level	Line	Margin	Level	Factor	Loss	Factor	Factor	MHz	dBuV/m	dBuV/m	dB	dBuV	dB/m	dB	dB	dB	1	5670.00	96.57	68.30	28.27	87.38	34.50	11.08	36.39	0.00	284	208	PEAK
	Limit	Read	Ant	Cable	Preamp	Aux	APos	TPos	Remark																																																																																						
Freq	Level	Line	Margin	Level	Factor	Loss	Factor	Factor																																																																																							
MHz	dBuV/m	dBuV/m	dB	dBuV	dB/m	dB	dB	dB																																																																																							
1	5369.84	48.32	74.00	-25.68	39.64	34.55	10.76	36.63	0.00	284	208	PEAK																																																																																			
2	5470.00	46.72	68.30	-21.58	37.74	34.57	10.85	36.44	0.00	284	208	PEAK																																																																																			
Limit	Read	Ant	Cable	Preamp	Aux	APos	TPos	Remark																																																																																							
Freq	Level	Line	Margin	Level	Factor	Loss	Factor	Factor																																																																																							
MHz	dBuV/m	dBuV/m	dB	dBuV	dB/m	dB	dB	dB																																																																																							
1	5670.00	96.57	68.30	28.27	87.38	34.50	11.08	36.39	0.00	284	208	PEAK																																																																																			
Avg	 <table border="1"> <thead> <tr> <th>Limit</th> <th>Read</th> <th>Ant</th> <th>Cable</th> <th>Preamp</th> <th>Aux</th> <th>APos</th> <th>TPos</th> <th>Remark</th> </tr> <tr> <th>Freq</th> <th>Level</th> <th>Line</th> <th>Margin</th> <th>Level</th> <th>Factor</th> <th>Loss</th> <th>Factor</th> <th>Factor</th> </tr> <tr> <th>MHz</th> <th>dBuV/m</th> <th>dBuV/m</th> <th>dB</th> <th>dBuV</th> <th>dB/m</th> <th>dB</th> <th>dB</th> <th>dB</th> </tr> </thead> <tbody> <tr> <td>1</td> <td>5446.96</td> <td>37.13</td> <td>54.00</td> <td>-16.87</td> <td>28.21</td> <td>34.58</td> <td>10.83</td> <td>36.49</td> <td>0.00</td> <td>284</td> <td>208</td> <td>AVERAGE</td> </tr> </tbody> </table>	Limit	Read	Ant	Cable	Preamp	Aux	APos	TPos	Remark	Freq	Level	Line	Margin	Level	Factor	Loss	Factor	Factor	MHz	dBuV/m	dBuV/m	dB	dBuV	dB/m	dB	dB	dB	1	5446.96	37.13	54.00	-16.87	28.21	34.58	10.83	36.49	0.00	284	208	AVERAGE	 <table border="1"> <thead> <tr> <th>Limit</th> <th>Read</th> <th>Ant</th> <th>Cable</th> <th>Preamp</th> <th>Aux</th> <th>APos</th> <th>TPos</th> <th>Remark</th> </tr> <tr> <th>Freq</th> <th>Level</th> <th>Line</th> <th>Margin</th> <th>Level</th> <th>Factor</th> <th>Loss</th> <th>Factor</th> <th>Factor</th> </tr> <tr> <th>MHz</th> <th>dBuV/m</th> <th>dBuV/m</th> <th>dB</th> <th>dBuV</th> <th>dB/m</th> <th>dB</th> <th>dB</th> <th>dB</th> </tr> </thead> <tbody> <tr> <td>1</td> <td>5670.00</td> <td>86.80</td> <td>68.30</td> <td>18.50</td> <td>77.77</td> <td>34.53</td> <td>11.10</td> <td>36.60</td> <td>0.00</td> <td>284</td> <td>208</td> <td>AVERAGE</td> </tr> </tbody> </table>	Limit	Read	Ant	Cable	Preamp	Aux	APos	TPos	Remark	Freq	Level	Line	Margin	Level	Factor	Loss	Factor	Factor	MHz	dBuV/m	dBuV/m	dB	dBuV	dB/m	dB	dB	dB	1	5670.00	86.80	68.30	18.50	77.77	34.53	11.10	36.60	0.00	284	208	AVERAGE													
	Limit	Read	Ant	Cable	Preamp	Aux	APos	TPos	Remark																																																																																						
Freq	Level	Line	Margin	Level	Factor	Loss	Factor	Factor																																																																																							
MHz	dBuV/m	dBuV/m	dB	dBuV	dB/m	dB	dB	dB																																																																																							
1	5446.96	37.13	54.00	-16.87	28.21	34.58	10.83	36.49	0.00	284	208	AVERAGE																																																																																			
Limit	Read	Ant	Cable	Preamp	Aux	APos	TPos	Remark																																																																																							
Freq	Level	Line	Margin	Level	Factor	Loss	Factor	Factor																																																																																							
MHz	dBuV/m	dBuV/m	dB	dBuV	dB/m	dB	dB	dB																																																																																							
1	5670.00	86.80	68.30	18.50	77.77	34.53	11.10	36.60	0.00	284	208	AVERAGE																																																																																			



Mode	25																																							
	Band Edge - R																																							
	U-NII-2C_5.47-5.725_802.11ac VHT40_CH134_Full RU_5670MHz																																							
ANT	1																																							
Pol.	Horizontal	Fundamental																																						
Peak	<table border="1"> <thead> <tr> <th>Limit</th> <th>Read</th> <th>Ant</th> <th>Cable</th> <th>Preamp</th> <th>Aux</th> <th>APos</th> <th>TPos</th> <th>Remark</th> </tr> <tr> <th>Freq</th> <th>Level</th> <th>Line</th> <th>Margin</th> <th>Level</th> <th>Factor</th> <th>Loss</th> <th>Factor</th> <th>Factor</th> </tr> <tr> <th>MHz</th> <th>dBuV/m</th> <th>dBuV/m</th> <th>dB</th> <th>dBuV</th> <th>dB/m</th> <th>dB</th> <th>dB</th> <th>cm</th> <th>deg</th> </tr> </thead> <tbody> <tr> <td>1 5738.31</td> <td>49.48</td> <td>68.30</td> <td>-18.82</td> <td>41.43</td> <td>34.71</td> <td>11.19</td> <td>37.85</td> <td>0.00</td> <td>204 200 PEAK</td> </tr> </tbody> </table>	Limit	Read	Ant	Cable	Preamp	Aux	APos	TPos	Remark	Freq	Level	Line	Margin	Level	Factor	Loss	Factor	Factor	MHz	dBuV/m	dBuV/m	dB	dBuV	dB/m	dB	dB	cm	deg	1 5738.31	49.48	68.30	-18.82	41.43	34.71	11.19	37.85	0.00	204 200 PEAK	Blank
Limit	Read	Ant	Cable	Preamp	Aux	APos	TPos	Remark																																
Freq	Level	Line	Margin	Level	Factor	Loss	Factor	Factor																																
MHz	dBuV/m	dBuV/m	dB	dBuV	dB/m	dB	dB	cm	deg																															
1 5738.31	49.48	68.30	-18.82	41.43	34.71	11.19	37.85	0.00	204 200 PEAK																															



		25																																																																																																					
Mode	Band Edge - L																																																																																																						
	U-NII-2C_5.47-5.725_802.11ac VHT40_CH134_Full RU_5670MHz																																																																																																						
ANT	1																																																																																																						
Pol.	Vertical	Fundamental																																																																																																					
Peak	 <table border="1" data-bbox="263 1097 774 1243"> <thead> <tr> <th>Limit</th> <th>Read</th> <th>Ant</th> <th>Cable</th> <th>Preamp</th> <th>Aux</th> <th>APos</th> <th>TPos</th> <th colspan="2">Remark</th> </tr> <tr> <th>Freq</th> <th>Level</th> <th>Line</th> <th>Margin</th> <th>Level</th> <th>Factor</th> <th>Loss</th> <th>Factor</th> <th>Factor</th> <th></th> </tr> <tr> <th>MHz</th> <th>dBuV/m</th> <th>dBuV/m</th> <th>dB</th> <th>dBuV</th> <th>dB/m</th> <th>dB</th> <th>dB</th> <th>dB</th> <th>cm</th> <th>deg</th> </tr> </thead> <tbody> <tr> <td>1</td> <td>5386.48</td> <td>48.61</td> <td>74.00</td> <td>-25.39</td> <td>39.86</td> <td>34.58</td> <td>10.77</td> <td>36.60</td> <td>0.00</td> <td>285</td> <td>208</td> <td>PEAK</td> </tr> <tr> <td>2</td> <td>5465.52</td> <td>47.59</td> <td>68.30</td> <td>-20.71</td> <td>38.61</td> <td>34.58</td> <td>10.85</td> <td>36.45</td> <td>0.00</td> <td>285</td> <td>208</td> <td>PEAK</td> </tr> </tbody> </table>	Limit	Read	Ant	Cable	Preamp	Aux	APos	TPos	Remark		Freq	Level	Line	Margin	Level	Factor	Loss	Factor	Factor		MHz	dBuV/m	dBuV/m	dB	dBuV	dB/m	dB	dB	dB	cm	deg	1	5386.48	48.61	74.00	-25.39	39.86	34.58	10.77	36.60	0.00	285	208	PEAK	2	5465.52	47.59	68.30	-20.71	38.61	34.58	10.85	36.45	0.00	285	208	PEAK	 <table border="1" data-bbox="901 1097 1412 1243"> <thead> <tr> <th>Limit</th> <th>Read</th> <th>Ant</th> <th>Cable</th> <th>Preamp</th> <th>Aux</th> <th>APos</th> <th>TPos</th> <th colspan="2">Remark</th> </tr> <tr> <th>Freq</th> <th>Level</th> <th>Line</th> <th>Margin</th> <th>Level</th> <th>Factor</th> <th>Loss</th> <th>Factor</th> <th>Factor</th> <th></th> </tr> <tr> <th>MHz</th> <th>dBuV/m</th> <th>dBuV/m</th> <th>dB</th> <th>dBuV</th> <th>dB/m</th> <th>dB</th> <th>dB</th> <th>dB</th> <th>cm</th> <th>deg</th> </tr> </thead> <tbody> <tr> <td>1</td> <td>5670.00</td> <td>104.64</td> <td>68.30</td> <td>36.34</td> <td>95.70</td> <td>34.54</td> <td>11.11</td> <td>36.71</td> <td>0.00</td> <td>285</td> <td>208</td> <td>PEAK</td> </tr> </tbody> </table>	Limit	Read	Ant	Cable	Preamp	Aux	APos	TPos	Remark		Freq	Level	Line	Margin	Level	Factor	Loss	Factor	Factor		MHz	dBuV/m	dBuV/m	dB	dBuV	dB/m	dB	dB	dB	cm	deg	1	5670.00	104.64	68.30	36.34	95.70	34.54	11.11	36.71	0.00	285	208	PEAK
	Limit	Read	Ant	Cable	Preamp	Aux	APos	TPos	Remark																																																																																														
Freq	Level	Line	Margin	Level	Factor	Loss	Factor	Factor																																																																																															
MHz	dBuV/m	dBuV/m	dB	dBuV	dB/m	dB	dB	dB	cm	deg																																																																																													
1	5386.48	48.61	74.00	-25.39	39.86	34.58	10.77	36.60	0.00	285	208	PEAK																																																																																											
2	5465.52	47.59	68.30	-20.71	38.61	34.58	10.85	36.45	0.00	285	208	PEAK																																																																																											
Limit	Read	Ant	Cable	Preamp	Aux	APos	TPos	Remark																																																																																															
Freq	Level	Line	Margin	Level	Factor	Loss	Factor	Factor																																																																																															
MHz	dBuV/m	dBuV/m	dB	dBuV	dB/m	dB	dB	dB	cm	deg																																																																																													
1	5670.00	104.64	68.30	36.34	95.70	34.54	11.11	36.71	0.00	285	208	PEAK																																																																																											
Avg	 <table border="1" data-bbox="263 1769 774 1915"> <thead> <tr> <th>Limit</th> <th>Read</th> <th>Ant</th> <th>Cable</th> <th>Preamp</th> <th>Aux</th> <th>APos</th> <th>TPos</th> <th colspan="2">Remark</th> </tr> <tr> <th>Freq</th> <th>Level</th> <th>Line</th> <th>Margin</th> <th>Level</th> <th>Factor</th> <th>Loss</th> <th>Factor</th> <th>Factor</th> <th></th> </tr> <tr> <th>MHz</th> <th>dBuV/m</th> <th>dBuV/m</th> <th>dB</th> <th>dBuV</th> <th>dB/m</th> <th>dB</th> <th>dB</th> <th>dB</th> <th>cm</th> <th>deg</th> </tr> </thead> <tbody> <tr> <td>1</td> <td>5444.08</td> <td>37.50</td> <td>54.00</td> <td>-16.50</td> <td>28.59</td> <td>34.58</td> <td>10.82</td> <td>36.49</td> <td>0.00</td> <td>285</td> <td>208</td> <td>AVERAGE</td> </tr> </tbody> </table>	Limit	Read	Ant	Cable	Preamp	Aux	APos	TPos	Remark		Freq	Level	Line	Margin	Level	Factor	Loss	Factor	Factor		MHz	dBuV/m	dBuV/m	dB	dBuV	dB/m	dB	dB	dB	cm	deg	1	5444.08	37.50	54.00	-16.50	28.59	34.58	10.82	36.49	0.00	285	208	AVERAGE	 <table border="1" data-bbox="901 1769 1412 1915"> <thead> <tr> <th>Limit</th> <th>Read</th> <th>Ant</th> <th>Cable</th> <th>Preamp</th> <th>Aux</th> <th>APos</th> <th>TPos</th> <th colspan="2">Remark</th> </tr> <tr> <th>Freq</th> <th>Level</th> <th>Line</th> <th>Margin</th> <th>Level</th> <th>Factor</th> <th>Loss</th> <th>Factor</th> <th>Factor</th> <th></th> </tr> <tr> <th>MHz</th> <th>dBuV/m</th> <th>dBuV/m</th> <th>dB</th> <th>dBuV</th> <th>dB/m</th> <th>dB</th> <th>dB</th> <th>dB</th> <th>cm</th> <th>deg</th> </tr> </thead> <tbody> <tr> <td>1</td> <td>5670.00</td> <td>95.93</td> <td>68.30</td> <td>27.63</td> <td>86.90</td> <td>34.53</td> <td>11.10</td> <td>36.60</td> <td>0.00</td> <td>285</td> <td>208</td> <td>AVERAGE</td> </tr> </tbody> </table>	Limit	Read	Ant	Cable	Preamp	Aux	APos	TPos	Remark		Freq	Level	Line	Margin	Level	Factor	Loss	Factor	Factor		MHz	dBuV/m	dBuV/m	dB	dBuV	dB/m	dB	dB	dB	cm	deg	1	5670.00	95.93	68.30	27.63	86.90	34.53	11.10	36.60	0.00	285	208	AVERAGE													
Limit	Read	Ant	Cable	Preamp	Aux	APos	TPos	Remark																																																																																															
Freq	Level	Line	Margin	Level	Factor	Loss	Factor	Factor																																																																																															
MHz	dBuV/m	dBuV/m	dB	dBuV	dB/m	dB	dB	dB	cm	deg																																																																																													
1	5444.08	37.50	54.00	-16.50	28.59	34.58	10.82	36.49	0.00	285	208	AVERAGE																																																																																											
Limit	Read	Ant	Cable	Preamp	Aux	APos	TPos	Remark																																																																																															
Freq	Level	Line	Margin	Level	Factor	Loss	Factor	Factor																																																																																															
MHz	dBuV/m	dBuV/m	dB	dBuV	dB/m	dB	dB	dB	cm	deg																																																																																													
1	5670.00	95.93	68.30	27.63	86.90	34.53	11.10	36.60	0.00	285	208	AVERAGE																																																																																											



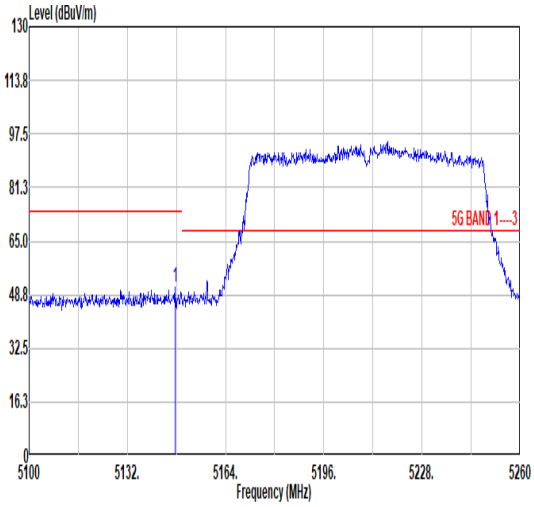
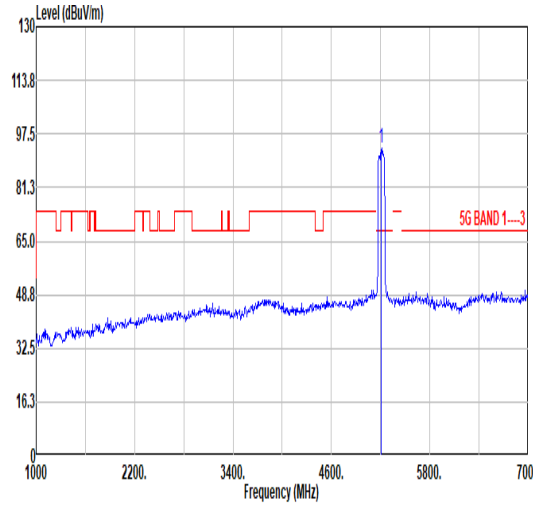
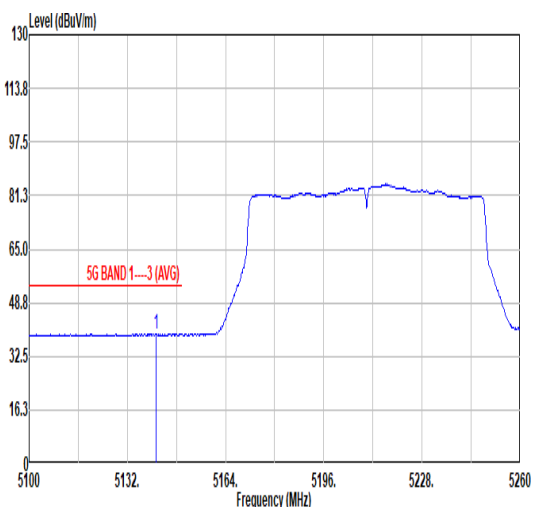
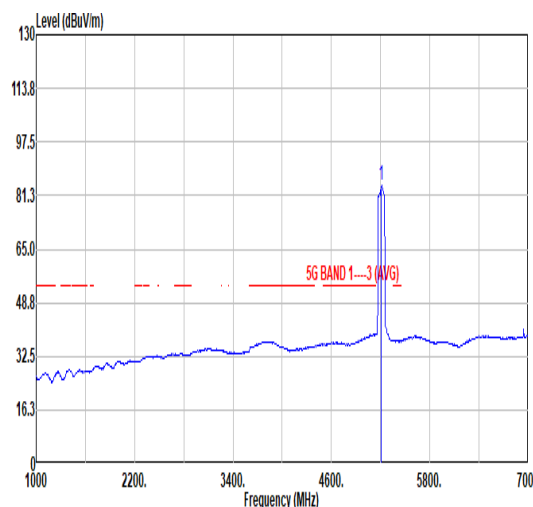


Mode	25																																									
	Band Edge - R																																									
	U-NII-2C_5.47-5.725_802.11ac VHT40_CH134_Full RU_5670MHz																																									
ANT	1																																									
Pol.	Vertical	Fundamental																																								
Peak	<table border="1"> <thead> <tr> <th>Limit</th> <th>Read</th> <th>Ant</th> <th>Cable</th> <th>Preamp</th> <th>Aux</th> <th>APos</th> <th>TPos</th> <th>Remark</th> </tr> <tr> <th>Freq</th> <th>Level</th> <th>Line</th> <th>Margin</th> <th>Level</th> <th>Factor</th> <th>Loss</th> <th>Factor</th> <th></th> </tr> <tr> <th>MHz</th> <th>dBuV/m</th> <th>dBuV/m</th> <th>dB</th> <th>dBuV</th> <th>dB/m</th> <th>dB</th> <th>dB</th> <th>cm</th> <th>deg</th> </tr> </thead> <tbody> <tr> <td>1 5745.81</td> <td>56.68</td> <td>68.30</td> <td>-11.62</td> <td>48.72</td> <td>34.73</td> <td>11.21</td> <td>37.98</td> <td>0.00</td> <td>285</td> <td>208</td> <td>PEAK</td> </tr> </tbody> </table>	Limit	Read	Ant	Cable	Preamp	Aux	APos	TPos	Remark	Freq	Level	Line	Margin	Level	Factor	Loss	Factor		MHz	dBuV/m	dBuV/m	dB	dBuV	dB/m	dB	dB	cm	deg	1 5745.81	56.68	68.30	-11.62	48.72	34.73	11.21	37.98	0.00	285	208	PEAK	Blank
Limit	Read	Ant	Cable	Preamp	Aux	APos	TPos	Remark																																		
Freq	Level	Line	Margin	Level	Factor	Loss	Factor																																			
MHz	dBuV/m	dBuV/m	dB	dBuV	dB/m	dB	dB	cm	deg																																	
1 5745.81	56.68	68.30	-11.62	48.72	34.73	11.21	37.98	0.00	285	208	PEAK																															



Mode	25																																																																																																	
	Harmonic																																																																																																	
	U-NII-2C_5.47-5.725_802.11ac VHT40_CH134_Full RU_5670MHz																																																																																																	
ANT	1																																																																																																	
Pol.	Horizontal	Vertical																																																																																																
Peak Avg	<table border="1"> <thead> <tr> <th>Limit</th> <th>Read</th> <th>Ant</th> <th>Cable</th> <th>Preamp</th> <th>Aux</th> <th>APos</th> <th>TPos</th> </tr> <tr> <th>Freq</th> <th>Level</th> <th>Line</th> <th>Margin</th> <th>Level</th> <th>Factor</th> <th>Loss</th> <th>Factor</th> </tr> <tr> <th>MHz</th> <th>dBuV/m</th> <th>dBuV/m</th> <th>dB</th> <th>dBuV</th> <th>dB/m</th> <th>dB</th> <th>dB</th> </tr> </thead> <tbody> <tr> <td>1 11340.00</td> <td>44.08</td> <td>74.00</td> <td>-29.92</td> <td>56.44</td> <td>38.17</td> <td>16.26</td> <td>66.79</td> </tr> <tr> <td></td> <td></td> <td></td> <td></td> <td></td> <td>0.00</td> <td></td> <td>---</td> </tr> <tr> <td></td> <td></td> <td></td> <td></td> <td></td> <td></td> <td></td> <td>--- PEAK</td> </tr> </tbody> </table>	Limit	Read	Ant	Cable	Preamp	Aux	APos	TPos	Freq	Level	Line	Margin	Level	Factor	Loss	Factor	MHz	dBuV/m	dBuV/m	dB	dBuV	dB/m	dB	dB	1 11340.00	44.08	74.00	-29.92	56.44	38.17	16.26	66.79						0.00		---								--- PEAK	<table border="1"> <thead> <tr> <th>Limit</th> <th>Read</th> <th>Ant</th> <th>Cable</th> <th>Preamp</th> <th>Aux</th> <th>APos</th> <th>TPos</th> </tr> <tr> <th>Freq</th> <th>Level</th> <th>Line</th> <th>Margin</th> <th>Level</th> <th>Factor</th> <th>Loss</th> <th>Factor</th> </tr> <tr> <th>MHz</th> <th>dBuV/m</th> <th>dBuV/m</th> <th>dB</th> <th>dBuV</th> <th>dB/m</th> <th>dB</th> <th>dB</th> </tr> </thead> <tbody> <tr> <td>1 11340.00</td> <td>43.64</td> <td>74.00</td> <td>-30.36</td> <td>56.00</td> <td>38.17</td> <td>16.26</td> <td>66.79</td> </tr> <tr> <td></td> <td></td> <td></td> <td></td> <td></td> <td>0.00</td> <td></td> <td>---</td> </tr> <tr> <td></td> <td></td> <td></td> <td></td> <td></td> <td></td> <td></td> <td>--- PEAK</td> </tr> </tbody> </table>	Limit	Read	Ant	Cable	Preamp	Aux	APos	TPos	Freq	Level	Line	Margin	Level	Factor	Loss	Factor	MHz	dBuV/m	dBuV/m	dB	dBuV	dB/m	dB	dB	1 11340.00	43.64	74.00	-30.36	56.00	38.17	16.26	66.79						0.00		---								--- PEAK
Limit	Read	Ant	Cable	Preamp	Aux	APos	TPos																																																																																											
Freq	Level	Line	Margin	Level	Factor	Loss	Factor																																																																																											
MHz	dBuV/m	dBuV/m	dB	dBuV	dB/m	dB	dB																																																																																											
1 11340.00	44.08	74.00	-29.92	56.44	38.17	16.26	66.79																																																																																											
					0.00		---																																																																																											
							--- PEAK																																																																																											
Limit	Read	Ant	Cable	Preamp	Aux	APos	TPos																																																																																											
Freq	Level	Line	Margin	Level	Factor	Loss	Factor																																																																																											
MHz	dBuV/m	dBuV/m	dB	dBuV	dB/m	dB	dB																																																																																											
1 11340.00	43.64	74.00	-30.36	56.00	38.17	16.26	66.79																																																																																											
					0.00		---																																																																																											
							--- PEAK																																																																																											



Mode	26																																																																																	
	Band Edge - L																																																																																	
	U-NII-1_5.15-5.25_802.11ac_VHT80_CH42_Full RU_5210MHz																																																																																	
ANT	1																																																																																	
Pol.	Horizontal	Fundamental																																																																																
Peak	 <table border="1" data-bbox="263 1120 782 1243"> <thead> <tr> <th>Limit</th> <th>Read</th> <th>Ant</th> <th>Cable</th> <th>Preamp</th> <th>Aux</th> <th>APos</th> <th>TPos</th> <th>Remark</th> </tr> <tr> <th>Freq</th> <th>Level</th> <th>Line</th> <th>Margin</th> <th>Level</th> <th>Factor</th> <th>Loss</th> <th>Factor</th> <th>Factor</th> </tr> <tr> <th>MHz</th> <th>dBuV/m</th> <th>dBuV/m</th> <th>dB</th> <th>dBuV</th> <th>dB/m</th> <th>dB</th> <th>dB</th> <th>dB</th> </tr> </thead> <tbody> <tr> <td>1</td> <td>5147.52</td> <td>51.20</td> <td>74.00</td> <td>-22.80</td> <td>43.42</td> <td>34.22</td> <td>10.61</td> <td>37.05</td> <td>0.00</td> <td>324</td> <td>323</td> <td>PEAK</td> </tr> </tbody> </table>	Limit	Read	Ant	Cable	Preamp	Aux	APos	TPos	Remark	Freq	Level	Line	Margin	Level	Factor	Loss	Factor	Factor	MHz	dBuV/m	dBuV/m	dB	dBuV	dB/m	dB	dB	dB	1	5147.52	51.20	74.00	-22.80	43.42	34.22	10.61	37.05	0.00	324	323	PEAK	 <table border="1" data-bbox="901 1120 1420 1243"> <thead> <tr> <th>Limit</th> <th>Read</th> <th>Ant</th> <th>Cable</th> <th>Preamp</th> <th>Aux</th> <th>APos</th> <th>TPos</th> <th>Remark</th> </tr> <tr> <th>Freq</th> <th>Level</th> <th>Line</th> <th>Margin</th> <th>Level</th> <th>Factor</th> <th>Loss</th> <th>Factor</th> <th>Factor</th> </tr> <tr> <th>MHz</th> <th>dBuV/m</th> <th>dBuV/m</th> <th>dB</th> <th>dBuV</th> <th>dB/m</th> <th>dB</th> <th>dB</th> <th>dB</th> </tr> </thead> <tbody> <tr> <td>1</td> <td>5210.00</td> <td>93.25</td> <td>68.30</td> <td>24.95</td> <td>85.17</td> <td>34.33</td> <td>10.67</td> <td>36.92</td> <td>0.00</td> <td>324</td> <td>323</td> <td>PEAK</td> </tr> </tbody> </table>	Limit	Read	Ant	Cable	Preamp	Aux	APos	TPos	Remark	Freq	Level	Line	Margin	Level	Factor	Loss	Factor	Factor	MHz	dBuV/m	dBuV/m	dB	dBuV	dB/m	dB	dB	dB	1	5210.00	93.25	68.30	24.95	85.17	34.33	10.67	36.92	0.00	324	323	PEAK
	Limit	Read	Ant	Cable	Preamp	Aux	APos	TPos	Remark																																																																									
Freq	Level	Line	Margin	Level	Factor	Loss	Factor	Factor																																																																										
MHz	dBuV/m	dBuV/m	dB	dBuV	dB/m	dB	dB	dB																																																																										
1	5147.52	51.20	74.00	-22.80	43.42	34.22	10.61	37.05	0.00	324	323	PEAK																																																																						
Limit	Read	Ant	Cable	Preamp	Aux	APos	TPos	Remark																																																																										
Freq	Level	Line	Margin	Level	Factor	Loss	Factor	Factor																																																																										
MHz	dBuV/m	dBuV/m	dB	dBuV	dB/m	dB	dB	dB																																																																										
1	5210.00	93.25	68.30	24.95	85.17	34.33	10.67	36.92	0.00	324	323	PEAK																																																																						
Avg	 <table border="1" data-bbox="263 1792 782 1915"> <thead> <tr> <th>Limit</th> <th>Read</th> <th>Ant</th> <th>Cable</th> <th>Preamp</th> <th>Aux</th> <th>APos</th> <th>TPos</th> <th>Remark</th> </tr> <tr> <th>Freq</th> <th>Level</th> <th>Line</th> <th>Margin</th> <th>Level</th> <th>Factor</th> <th>Loss</th> <th>Factor</th> <th>Factor</th> </tr> <tr> <th>MHz</th> <th>dBuV/m</th> <th>dBuV/m</th> <th>dB</th> <th>dBuV</th> <th>dB/m</th> <th>dB</th> <th>dB</th> <th>dB</th> </tr> </thead> <tbody> <tr> <td>1</td> <td>5141.28</td> <td>39.36</td> <td>54.00</td> <td>-14.64</td> <td>31.61</td> <td>34.22</td> <td>10.60</td> <td>37.07</td> <td>0.00</td> <td>324</td> <td>323</td> <td>AVERAGE</td> </tr> </tbody> </table>	Limit	Read	Ant	Cable	Preamp	Aux	APos	TPos	Remark	Freq	Level	Line	Margin	Level	Factor	Loss	Factor	Factor	MHz	dBuV/m	dBuV/m	dB	dBuV	dB/m	dB	dB	dB	1	5141.28	39.36	54.00	-14.64	31.61	34.22	10.60	37.07	0.00	324	323	AVERAGE	 <table border="1" data-bbox="901 1792 1420 1915"> <thead> <tr> <th>Limit</th> <th>Read</th> <th>Ant</th> <th>Cable</th> <th>Preamp</th> <th>Aux</th> <th>APos</th> <th>TPos</th> <th>Remark</th> </tr> <tr> <th>Freq</th> <th>Level</th> <th>Line</th> <th>Margin</th> <th>Level</th> <th>Factor</th> <th>Loss</th> <th>Factor</th> <th>Factor</th> </tr> <tr> <th>MHz</th> <th>dBuV/m</th> <th>dBuV/m</th> <th>dB</th> <th>dBuV</th> <th>dB/m</th> <th>dB</th> <th>dB</th> <th>dB</th> </tr> </thead> <tbody> <tr> <td>1</td> <td>5210.00</td> <td>84.55</td> <td>68.30</td> <td>16.25</td> <td>76.47</td> <td>34.33</td> <td>10.67</td> <td>36.92</td> <td>0.00</td> <td>324</td> <td>323</td> <td>AVERAGE</td> </tr> </tbody> </table>	Limit	Read	Ant	Cable	Preamp	Aux	APos	TPos	Remark	Freq	Level	Line	Margin	Level	Factor	Loss	Factor	Factor	MHz	dBuV/m	dBuV/m	dB	dBuV	dB/m	dB	dB	dB	1	5210.00	84.55	68.30	16.25	76.47	34.33	10.67	36.92	0.00	324	323	AVERAGE
Limit	Read	Ant	Cable	Preamp	Aux	APos	TPos	Remark																																																																										
Freq	Level	Line	Margin	Level	Factor	Loss	Factor	Factor																																																																										
MHz	dBuV/m	dBuV/m	dB	dBuV	dB/m	dB	dB	dB																																																																										
1	5141.28	39.36	54.00	-14.64	31.61	34.22	10.60	37.07	0.00	324	323	AVERAGE																																																																						
Limit	Read	Ant	Cable	Preamp	Aux	APos	TPos	Remark																																																																										
Freq	Level	Line	Margin	Level	Factor	Loss	Factor	Factor																																																																										
MHz	dBuV/m	dBuV/m	dB	dBuV	dB/m	dB	dB	dB																																																																										
1	5210.00	84.55	68.30	16.25	76.47	34.33	10.67	36.92	0.00	324	323	AVERAGE																																																																						



Mode	26																																							
	Band Edge - R																																							
	U-NII-1_5.15-5.25_802.11ac VHT80_CH42_Full RU_5210MHz																																							
ANT	1																																							
Pol.	Horizontal	Fundamental																																						
Peak	<table border="1"> <thead> <tr> <th>Limit</th> <th>Read</th> <th>Ant</th> <th>Cable</th> <th>Preamp</th> <th>Aux</th> <th>APos</th> <th>TPos</th> <th>Remark</th> </tr> <tr> <th>Freq</th> <th>Level</th> <th>Line</th> <th>Margin</th> <th>Level</th> <th>Factor</th> <th>Loss</th> <th>Factor</th> <th>Factor</th> </tr> <tr> <th>MHz</th> <th>dBuV/m</th> <th>dBuV/m</th> <th>dB</th> <th>dBuV</th> <th>dB/m</th> <th>dB</th> <th>dB</th> <th>cm</th> <th>deg</th> </tr> </thead> <tbody> <tr> <td>1 5397.30</td> <td>48.28</td> <td>74.00</td> <td>-25.72</td> <td>39.50</td> <td>34.59</td> <td>10.77</td> <td>36.58</td> <td>0.00</td> <td>324 323 PEAK</td> </tr> </tbody> </table>	Limit	Read	Ant	Cable	Preamp	Aux	APos	TPos	Remark	Freq	Level	Line	Margin	Level	Factor	Loss	Factor	Factor	MHz	dBuV/m	dBuV/m	dB	dBuV	dB/m	dB	dB	cm	deg	1 5397.30	48.28	74.00	-25.72	39.50	34.59	10.77	36.58	0.00	324 323 PEAK	Blank
Limit	Read	Ant	Cable	Preamp	Aux	APos	TPos	Remark																																
Freq	Level	Line	Margin	Level	Factor	Loss	Factor	Factor																																
MHz	dBuV/m	dBuV/m	dB	dBuV	dB/m	dB	dB	cm	deg																															
1 5397.30	48.28	74.00	-25.72	39.50	34.59	10.77	36.58	0.00	324 323 PEAK																															
Avg	<table border="1"> <thead> <tr> <th>Limit</th> <th>Read</th> <th>Ant</th> <th>Cable</th> <th>Preamp</th> <th>Aux</th> <th>APos</th> <th>TPos</th> <th>Remark</th> </tr> <tr> <th>Freq</th> <th>Level</th> <th>Line</th> <th>Margin</th> <th>Level</th> <th>Factor</th> <th>Loss</th> <th>Factor</th> <th>Factor</th> </tr> <tr> <th>MHz</th> <th>dBuV/m</th> <th>dBuV/m</th> <th>dB</th> <th>dBuV</th> <th>dB/m</th> <th>dB</th> <th>dB</th> <th>cm</th> <th>deg</th> </tr> </thead> <tbody> <tr> <td>1 5353.38</td> <td>37.53</td> <td>54.00</td> <td>-16.47</td> <td>28.91</td> <td>34.53</td> <td>10.75</td> <td>36.66</td> <td>0.00</td> <td>324 323 AVERAGE</td> </tr> </tbody> </table>	Limit	Read	Ant	Cable	Preamp	Aux	APos	TPos	Remark	Freq	Level	Line	Margin	Level	Factor	Loss	Factor	Factor	MHz	dBuV/m	dBuV/m	dB	dBuV	dB/m	dB	dB	cm	deg	1 5353.38	37.53	54.00	-16.47	28.91	34.53	10.75	36.66	0.00	324 323 AVERAGE	Blank
Limit	Read	Ant	Cable	Preamp	Aux	APos	TPos	Remark																																
Freq	Level	Line	Margin	Level	Factor	Loss	Factor	Factor																																
MHz	dBuV/m	dBuV/m	dB	dBuV	dB/m	dB	dB	cm	deg																															
1 5353.38	37.53	54.00	-16.47	28.91	34.53	10.75	36.66	0.00	324 323 AVERAGE																															



Mode	26																																																																											
	Band Edge - L																																																																											
	U-NII-1_5.15-5.25_802.11ac VHT80_CH42_Full RU_5210MHz																																																																											
ANT	1																																																																											
Pol.	Vertical	Fundamental																																																																										
Peak	<table border="1"> <thead> <tr> <th>Limit</th> <th>Read</th> <th>Ant</th> <th>Cable</th> <th>Preamp</th> <th>Aux</th> <th>APos</th> <th>TPos</th> </tr> <tr> <th>Freq</th> <th>Level</th> <th>Line</th> <th>Margin</th> <th>Level</th> <th>Factor</th> <th>Loss</th> <th>Factor</th> </tr> <tr> <th>MHz</th> <th>dBuV/m</th> <th>dBuV/m</th> <th>dB</th> <th>dBuV</th> <th>dB/m</th> <th>dB</th> <th>dB</th> </tr> </thead> <tbody> <tr> <td>1</td> <td>5146.40</td> <td>57.84</td> <td>74.00</td> <td>-16.16</td> <td>50.08</td> <td>34.22</td> <td>10.60</td> <td>37.06</td> <td>0.00</td> <td>335</td> <td>2</td> <td>PEAK</td> </tr> </tbody> </table>	Limit	Read	Ant	Cable	Preamp	Aux	APos	TPos	Freq	Level	Line	Margin	Level	Factor	Loss	Factor	MHz	dBuV/m	dBuV/m	dB	dBuV	dB/m	dB	dB	1	5146.40	57.84	74.00	-16.16	50.08	34.22	10.60	37.06	0.00	335	2	PEAK	<table border="1"> <thead> <tr> <th>Limit</th> <th>Read</th> <th>Ant</th> <th>Cable</th> <th>Preamp</th> <th>Aux</th> <th>APos</th> <th>TPos</th> </tr> <tr> <th>Freq</th> <th>Level</th> <th>Line</th> <th>Margin</th> <th>Level</th> <th>Factor</th> <th>Loss</th> <th>Factor</th> </tr> <tr> <th>MHz</th> <th>dBuV/m</th> <th>dBuV/m</th> <th>dB</th> <th>dBuV</th> <th>dB/m</th> <th>dB</th> <th>dB</th> </tr> </thead> <tbody> <tr> <td>1</td> <td>5210.00</td> <td>100.73</td> <td>68.30</td> <td>32.43</td> <td>92.70</td> <td>34.31</td> <td>10.66</td> <td>36.94</td> <td>0.00</td> <td>335</td> <td>2</td> <td>PEAK</td> </tr> </tbody> </table>	Limit	Read	Ant	Cable	Preamp	Aux	APos	TPos	Freq	Level	Line	Margin	Level	Factor	Loss	Factor	MHz	dBuV/m	dBuV/m	dB	dBuV	dB/m	dB	dB	1	5210.00	100.73	68.30	32.43	92.70	34.31	10.66	36.94	0.00	335	2	PEAK
	Limit	Read	Ant	Cable	Preamp	Aux	APos	TPos																																																																				
Freq	Level	Line	Margin	Level	Factor	Loss	Factor																																																																					
MHz	dBuV/m	dBuV/m	dB	dBuV	dB/m	dB	dB																																																																					
1	5146.40	57.84	74.00	-16.16	50.08	34.22	10.60	37.06	0.00	335	2	PEAK																																																																
Limit	Read	Ant	Cable	Preamp	Aux	APos	TPos																																																																					
Freq	Level	Line	Margin	Level	Factor	Loss	Factor																																																																					
MHz	dBuV/m	dBuV/m	dB	dBuV	dB/m	dB	dB																																																																					
1	5210.00	100.73	68.30	32.43	92.70	34.31	10.66	36.94	0.00	335	2	PEAK																																																																
Avg	<table border="1"> <thead> <tr> <th>Limit</th> <th>Read</th> <th>Ant</th> <th>Cable</th> <th>Preamp</th> <th>Aux</th> <th>APos</th> <th>TPos</th> </tr> <tr> <th>Freq</th> <th>Level</th> <th>Line</th> <th>Margin</th> <th>Level</th> <th>Factor</th> <th>Loss</th> <th>Factor</th> </tr> <tr> <th>MHz</th> <th>dBuV/m</th> <th>dBuV/m</th> <th>dB</th> <th>dBuV</th> <th>dB/m</th> <th>dB</th> <th>dB</th> </tr> </thead> <tbody> <tr> <td>1</td> <td>5149.92</td> <td>42.75</td> <td>54.00</td> <td>-11.25</td> <td>34.96</td> <td>34.23</td> <td>10.61</td> <td>37.05</td> <td>0.00</td> <td>335</td> <td>2</td> <td>AVERAGE</td> </tr> </tbody> </table>	Limit	Read	Ant	Cable	Preamp	Aux	APos	TPos	Freq	Level	Line	Margin	Level	Factor	Loss	Factor	MHz	dBuV/m	dBuV/m	dB	dBuV	dB/m	dB	dB	1	5149.92	42.75	54.00	-11.25	34.96	34.23	10.61	37.05	0.00	335	2	AVERAGE	<table border="1"> <thead> <tr> <th>Limit</th> <th>Read</th> <th>Ant</th> <th>Cable</th> <th>Preamp</th> <th>Aux</th> <th>APos</th> <th>TPos</th> </tr> <tr> <th>Freq</th> <th>Level</th> <th>Line</th> <th>Margin</th> <th>Level</th> <th>Factor</th> <th>Loss</th> <th>Factor</th> </tr> <tr> <th>MHz</th> <th>dBuV/m</th> <th>dBuV/m</th> <th>dB</th> <th>dBuV</th> <th>dB/m</th> <th>dB</th> <th>dB</th> </tr> </thead> <tbody> <tr> <td>1</td> <td>5210.00</td> <td>91.54</td> <td>68.30</td> <td>23.24</td> <td>83.51</td> <td>34.31</td> <td>10.66</td> <td>36.94</td> <td>0.00</td> <td>335</td> <td>2</td> <td>AVERAGE</td> </tr> </tbody> </table>	Limit	Read	Ant	Cable	Preamp	Aux	APos	TPos	Freq	Level	Line	Margin	Level	Factor	Loss	Factor	MHz	dBuV/m	dBuV/m	dB	dBuV	dB/m	dB	dB	1	5210.00	91.54	68.30	23.24	83.51	34.31	10.66	36.94	0.00	335	2	AVERAGE
Limit	Read	Ant	Cable	Preamp	Aux	APos	TPos																																																																					
Freq	Level	Line	Margin	Level	Factor	Loss	Factor																																																																					
MHz	dBuV/m	dBuV/m	dB	dBuV	dB/m	dB	dB																																																																					
1	5149.92	42.75	54.00	-11.25	34.96	34.23	10.61	37.05	0.00	335	2	AVERAGE																																																																
Limit	Read	Ant	Cable	Preamp	Aux	APos	TPos																																																																					
Freq	Level	Line	Margin	Level	Factor	Loss	Factor																																																																					
MHz	dBuV/m	dBuV/m	dB	dBuV	dB/m	dB	dB																																																																					
1	5210.00	91.54	68.30	23.24	83.51	34.31	10.66	36.94	0.00	335	2	AVERAGE																																																																



Mode	26																																									
	Band Edge - R																																									
	U-NII-1_5.15-5.25_802.11ac VHT80_CH42_Full RU_5210MHz																																									
ANT	1																																									
Pol.	Vertical	Fundamental																																								
Peak	<table border="1"> <thead> <tr> <th>Limit</th> <th>Read</th> <th>Ant</th> <th>Cable</th> <th>Preamp</th> <th>Aux</th> <th>APos</th> <th>TPos</th> <th>Remark</th> </tr> <tr> <th>Freq</th> <th>Level</th> <th>Line</th> <th>Margin</th> <th>Level</th> <th>Factor</th> <th>Loss</th> <th>Factor</th> <th>Factor</th> </tr> <tr> <th>MHz</th> <th>dBuV/m</th> <th>dBuV/m</th> <th>dB</th> <th>dBuV</th> <th>dB/m</th> <th>dB</th> <th>dB</th> <th>dB</th> </tr> </thead> <tbody> <tr> <td>1</td> <td>5362.74</td> <td>49.25</td> <td>74.00</td> <td>-24.75</td> <td>40.61</td> <td>34.54</td> <td>10.75</td> <td>36.65</td> <td>0.00</td> <td>335</td> <td>2</td> <td>PEAK</td> </tr> </tbody> </table>	Limit	Read	Ant	Cable	Preamp	Aux	APos	TPos	Remark	Freq	Level	Line	Margin	Level	Factor	Loss	Factor	Factor	MHz	dBuV/m	dBuV/m	dB	dBuV	dB/m	dB	dB	dB	1	5362.74	49.25	74.00	-24.75	40.61	34.54	10.75	36.65	0.00	335	2	PEAK	Blank
	Limit	Read	Ant	Cable	Preamp	Aux	APos	TPos	Remark																																	
Freq	Level	Line	Margin	Level	Factor	Loss	Factor	Factor																																		
MHz	dBuV/m	dBuV/m	dB	dBuV	dB/m	dB	dB	dB																																		
1	5362.74	49.25	74.00	-24.75	40.61	34.54	10.75	36.65	0.00	335	2	PEAK																														
Avg	<table border="1"> <thead> <tr> <th>Limit</th> <th>Read</th> <th>Ant</th> <th>Cable</th> <th>Preamp</th> <th>Aux</th> <th>APos</th> <th>TPos</th> <th>Remark</th> </tr> <tr> <th>Freq</th> <th>Level</th> <th>Line</th> <th>Margin</th> <th>Level</th> <th>Factor</th> <th>Loss</th> <th>Factor</th> <th>Factor</th> </tr> <tr> <th>MHz</th> <th>dBuV/m</th> <th>dBuV/m</th> <th>dB</th> <th>dBuV</th> <th>dB/m</th> <th>dB</th> <th>dB</th> <th>dB</th> </tr> </thead> <tbody> <tr> <td>1</td> <td>5353.20</td> <td>38.25</td> <td>54.00</td> <td>-15.75</td> <td>29.63</td> <td>34.53</td> <td>10.75</td> <td>36.66</td> <td>0.00</td> <td>335</td> <td>2</td> <td>AVERAGE</td> </tr> </tbody> </table>	Limit	Read	Ant	Cable	Preamp	Aux	APos	TPos	Remark	Freq	Level	Line	Margin	Level	Factor	Loss	Factor	Factor	MHz	dBuV/m	dBuV/m	dB	dBuV	dB/m	dB	dB	dB	1	5353.20	38.25	54.00	-15.75	29.63	34.53	10.75	36.66	0.00	335	2	AVERAGE	Blank
Limit	Read	Ant	Cable	Preamp	Aux	APos	TPos	Remark																																		
Freq	Level	Line	Margin	Level	Factor	Loss	Factor	Factor																																		
MHz	dBuV/m	dBuV/m	dB	dBuV	dB/m	dB	dB	dB																																		
1	5353.20	38.25	54.00	-15.75	29.63	34.53	10.75	36.66	0.00	335	2	AVERAGE																														



Mode	26																																																																									
	Harmonic																																																																									
	U-NII-1_5.15-5.25_802.11ac VHT80_CH42_Full RU_5210MHz																																																																									
ANT	1																																																																									
Pol.	Horizontal	Vertical																																																																								
Peak Avg	<table border="1"> <thead> <tr> <th>Limit</th> <th>Read</th> <th>Ant</th> <th>Cable</th> <th>Preamp</th> <th>Aux</th> <th>APos</th> <th>TPos</th> </tr> <tr> <th>Freq</th> <th>Level</th> <th>Line</th> <th>Margin</th> <th>Level</th> <th>Factor</th> <th>Loss</th> <th>Factor</th> </tr> <tr> <th>MHz</th> <th>dBuV/m</th> <th>dBuV/m</th> <th>dB</th> <th>dBuV</th> <th>dB/m</th> <th>dB</th> <th>dB</th> </tr> </thead> <tbody> <tr> <td>1 10420.00</td> <td>44.16</td> <td>68.30</td> <td>-24.14</td> <td>58.27</td> <td>37.50</td> <td>15.51</td> <td>67.12</td> <td>0.00</td> <td>---</td> <td>---</td> <td>PEAK</td> </tr> </tbody> </table>	Limit	Read	Ant	Cable	Preamp	Aux	APos	TPos	Freq	Level	Line	Margin	Level	Factor	Loss	Factor	MHz	dBuV/m	dBuV/m	dB	dBuV	dB/m	dB	dB	1 10420.00	44.16	68.30	-24.14	58.27	37.50	15.51	67.12	0.00	---	---	PEAK	<table border="1"> <thead> <tr> <th>Limit</th> <th>Read</th> <th>Ant</th> <th>Cable</th> <th>Preamp</th> <th>Aux</th> <th>APos</th> <th>TPos</th> </tr> <tr> <th>Freq</th> <th>Level</th> <th>Line</th> <th>Margin</th> <th>Level</th> <th>Factor</th> <th>Loss</th> <th>Factor</th> </tr> <tr> <th>MHz</th> <th>dBuV/m</th> <th>dBuV/m</th> <th>dB</th> <th>dBuV</th> <th>dB/m</th> <th>dB</th> <th>dB</th> </tr> </thead> <tbody> <tr> <td>1 10420.00</td> <td>44.21</td> <td>68.30</td> <td>-24.09</td> <td>58.32</td> <td>37.50</td> <td>15.51</td> <td>67.12</td> <td>0.00</td> <td>---</td> <td>---</td> <td>PEAK</td> </tr> </tbody> </table>	Limit	Read	Ant	Cable	Preamp	Aux	APos	TPos	Freq	Level	Line	Margin	Level	Factor	Loss	Factor	MHz	dBuV/m	dBuV/m	dB	dBuV	dB/m	dB	dB	1 10420.00	44.21	68.30	-24.09	58.32	37.50	15.51	67.12	0.00	---	---	PEAK
Limit	Read	Ant	Cable	Preamp	Aux	APos	TPos																																																																			
Freq	Level	Line	Margin	Level	Factor	Loss	Factor																																																																			
MHz	dBuV/m	dBuV/m	dB	dBuV	dB/m	dB	dB																																																																			
1 10420.00	44.16	68.30	-24.14	58.27	37.50	15.51	67.12	0.00	---	---	PEAK																																																															
Limit	Read	Ant	Cable	Preamp	Aux	APos	TPos																																																																			
Freq	Level	Line	Margin	Level	Factor	Loss	Factor																																																																			
MHz	dBuV/m	dBuV/m	dB	dBuV	dB/m	dB	dB																																																																			
1 10420.00	44.21	68.30	-24.09	58.32	37.50	15.51	67.12	0.00	---	---	PEAK																																																															



	<b>27</b>																																																																																			
<b>Mode</b>	<b>Band Edge - L</b>																																																																																			
	<b>U-NII-2A_5.25-5.35_802.11ac_VHT80_CH58_Full_RU_5290MHz</b>																																																																																			
<b>ANT</b>	<b>1</b>																																																																																			
<b>Pol.</b>	<b>Horizontal</b>	<b>Fundamental</b>																																																																																		
<b>Peak</b>	<table border="1"> <thead> <tr> <th>Limit</th> <th>Read</th> <th>Ant</th> <th>Cable</th> <th>Preamp</th> <th>Aux</th> <th>APos</th> <th>TPos</th> <th>Remark</th> </tr> <tr> <th>Freq</th> <th>Level</th> <th>Line</th> <th>Margin</th> <th>Level</th> <th>Factor</th> <th>Loss</th> <th>Factor</th> <th>Factor</th> </tr> <tr> <th>MHz</th> <th>dBuV/m</th> <th>dBuV/m</th> <th>dB</th> <th>dBuV</th> <th>dB/m</th> <th>dB</th> <th>dB</th> <th>cm</th> <th>deg</th> </tr> </thead> <tbody> <tr> <td>1</td> <td>5145.12</td> <td>49.75</td> <td>74.00</td> <td>-24.25</td> <td>41.99</td> <td>34.22</td> <td>10.60</td> <td>37.06</td> <td>0.00</td> <td>316</td> <td>324</td> <td>PEAK</td> </tr> </tbody> </table>	Limit	Read	Ant	Cable	Preamp	Aux	APos	TPos	Remark	Freq	Level	Line	Margin	Level	Factor	Loss	Factor	Factor	MHz	dBuV/m	dBuV/m	dB	dBuV	dB/m	dB	dB	cm	deg	1	5145.12	49.75	74.00	-24.25	41.99	34.22	10.60	37.06	0.00	316	324	PEAK	<table border="1"> <thead> <tr> <th>Limit</th> <th>Read</th> <th>Ant</th> <th>Cable</th> <th>Preamp</th> <th>Aux</th> <th>APos</th> <th>TPos</th> <th>Remark</th> </tr> <tr> <th>Freq</th> <th>Level</th> <th>Line</th> <th>Margin</th> <th>Level</th> <th>Factor</th> <th>Loss</th> <th>Factor</th> <th>Factor</th> </tr> <tr> <th>MHz</th> <th>dBuV/m</th> <th>dBuV/m</th> <th>dB</th> <th>dBuV</th> <th>dB/m</th> <th>dB</th> <th>dB</th> <th>cm</th> <th>deg</th> </tr> </thead> <tbody> <tr> <td>1</td> <td>5290.00</td> <td>91.34</td> <td>68.30</td> <td>23.04</td> <td>83.02</td> <td>34.42</td> <td>10.71</td> <td>36.81</td> <td>0.00</td> <td>316</td> <td>324</td> <td>PEAK</td> </tr> </tbody> </table>	Limit	Read	Ant	Cable	Preamp	Aux	APos	TPos	Remark	Freq	Level	Line	Margin	Level	Factor	Loss	Factor	Factor	MHz	dBuV/m	dBuV/m	dB	dBuV	dB/m	dB	dB	cm	deg	1	5290.00	91.34	68.30	23.04	83.02	34.42	10.71	36.81	0.00	316	324	PEAK
	Limit	Read	Ant	Cable	Preamp	Aux	APos	TPos	Remark																																																																											
Freq	Level	Line	Margin	Level	Factor	Loss	Factor	Factor																																																																												
MHz	dBuV/m	dBuV/m	dB	dBuV	dB/m	dB	dB	cm	deg																																																																											
1	5145.12	49.75	74.00	-24.25	41.99	34.22	10.60	37.06	0.00	316	324	PEAK																																																																								
Limit	Read	Ant	Cable	Preamp	Aux	APos	TPos	Remark																																																																												
Freq	Level	Line	Margin	Level	Factor	Loss	Factor	Factor																																																																												
MHz	dBuV/m	dBuV/m	dB	dBuV	dB/m	dB	dB	cm	deg																																																																											
1	5290.00	91.34	68.30	23.04	83.02	34.42	10.71	36.81	0.00	316	324	PEAK																																																																								
<b>Avg</b>	<table border="1"> <thead> <tr> <th>Limit</th> <th>Read</th> <th>Ant</th> <th>Cable</th> <th>Preamp</th> <th>Aux</th> <th>APos</th> <th>TPos</th> <th>Remark</th> </tr> <tr> <th>Freq</th> <th>Level</th> <th>Line</th> <th>Margin</th> <th>Level</th> <th>Factor</th> <th>Loss</th> <th>Factor</th> <th>Factor</th> </tr> <tr> <th>MHz</th> <th>dBuV/m</th> <th>dBuV/m</th> <th>dB</th> <th>dBuV</th> <th>dB/m</th> <th>dB</th> <th>dB</th> <th>cm</th> <th>deg</th> </tr> </thead> <tbody> <tr> <td>1</td> <td>5112.48</td> <td>39.12</td> <td>54.00</td> <td>-14.88</td> <td>31.50</td> <td>34.17</td> <td>10.57</td> <td>37.12</td> <td>0.00</td> <td>316</td> <td>324</td> <td>AVERAGE</td> </tr> </tbody> </table>	Limit	Read	Ant	Cable	Preamp	Aux	APos	TPos	Remark	Freq	Level	Line	Margin	Level	Factor	Loss	Factor	Factor	MHz	dBuV/m	dBuV/m	dB	dBuV	dB/m	dB	dB	cm	deg	1	5112.48	39.12	54.00	-14.88	31.50	34.17	10.57	37.12	0.00	316	324	AVERAGE	<table border="1"> <thead> <tr> <th>Limit</th> <th>Read</th> <th>Ant</th> <th>Cable</th> <th>Preamp</th> <th>Aux</th> <th>APos</th> <th>TPos</th> <th>Remark</th> </tr> <tr> <th>Freq</th> <th>Level</th> <th>Line</th> <th>Margin</th> <th>Level</th> <th>Factor</th> <th>Loss</th> <th>Factor</th> <th>Factor</th> </tr> <tr> <th>MHz</th> <th>dBuV/m</th> <th>dBuV/m</th> <th>dB</th> <th>dBuV</th> <th>dB/m</th> <th>dB</th> <th>dB</th> <th>cm</th> <th>deg</th> </tr> </thead> <tbody> <tr> <td>1</td> <td>5290.00</td> <td>81.88</td> <td>68.30</td> <td>13.58</td> <td>73.52</td> <td>34.43</td> <td>10.71</td> <td>36.78</td> <td>0.00</td> <td>316</td> <td>324</td> <td>AVERAGE</td> </tr> </tbody> </table>	Limit	Read	Ant	Cable	Preamp	Aux	APos	TPos	Remark	Freq	Level	Line	Margin	Level	Factor	Loss	Factor	Factor	MHz	dBuV/m	dBuV/m	dB	dBuV	dB/m	dB	dB	cm	deg	1	5290.00	81.88	68.30	13.58	73.52	34.43	10.71	36.78	0.00	316	324	AVERAGE
Limit	Read	Ant	Cable	Preamp	Aux	APos	TPos	Remark																																																																												
Freq	Level	Line	Margin	Level	Factor	Loss	Factor	Factor																																																																												
MHz	dBuV/m	dBuV/m	dB	dBuV	dB/m	dB	dB	cm	deg																																																																											
1	5112.48	39.12	54.00	-14.88	31.50	34.17	10.57	37.12	0.00	316	324	AVERAGE																																																																								
Limit	Read	Ant	Cable	Preamp	Aux	APos	TPos	Remark																																																																												
Freq	Level	Line	Margin	Level	Factor	Loss	Factor	Factor																																																																												
MHz	dBuV/m	dBuV/m	dB	dBuV	dB/m	dB	dB	cm	deg																																																																											
1	5290.00	81.88	68.30	13.58	73.52	34.43	10.71	36.78	0.00	316	324	AVERAGE																																																																								





Mode	27																																							
	Band Edge - R																																							
	U-NII-2A_5.25-5.35_802.11ac VHT80_CH58_Full RU_5290MHz																																							
ANT	1																																							
Pol.	Horizontal	Fundamental																																						
Peak	<table border="1"> <thead> <tr> <th>Limit</th> <th>Read</th> <th>Ant</th> <th>Cable</th> <th>Preamp</th> <th>Aux</th> <th>APos</th> <th>TPos</th> <th>Remark</th> </tr> <tr> <th>Freq</th> <th>Level</th> <th>Line</th> <th>Margin</th> <th>Level</th> <th>Factor</th> <th>Loss</th> <th>Factor</th> <th>Factor</th> </tr> <tr> <th>MHz</th> <th>dBuV/m</th> <th>dBuV/m</th> <th>dB</th> <th>dBuV</th> <th>dB/m</th> <th>dB</th> <th>dB</th> <th>cm</th> <th>deg</th> </tr> </thead> <tbody> <tr> <td>1 5366.00</td> <td>48.64</td> <td>74.00</td> <td>-25.36</td> <td>39.97</td> <td>34.55</td> <td>10.76</td> <td>36.64</td> <td>0.00</td> <td>316 324 PEAK</td> </tr> </tbody> </table>	Limit	Read	Ant	Cable	Preamp	Aux	APos	TPos	Remark	Freq	Level	Line	Margin	Level	Factor	Loss	Factor	Factor	MHz	dBuV/m	dBuV/m	dB	dBuV	dB/m	dB	dB	cm	deg	1 5366.00	48.64	74.00	-25.36	39.97	34.55	10.76	36.64	0.00	316 324 PEAK	Blank
Limit	Read	Ant	Cable	Preamp	Aux	APos	TPos	Remark																																
Freq	Level	Line	Margin	Level	Factor	Loss	Factor	Factor																																
MHz	dBuV/m	dBuV/m	dB	dBuV	dB/m	dB	dB	cm	deg																															
1 5366.00	48.64	74.00	-25.36	39.97	34.55	10.76	36.64	0.00	316 324 PEAK																															
Avg	<table border="1"> <thead> <tr> <th>Limit</th> <th>Read</th> <th>Ant</th> <th>Cable</th> <th>Preamp</th> <th>Aux</th> <th>APos</th> <th>TPos</th> <th>Remark</th> </tr> <tr> <th>Freq</th> <th>Level</th> <th>Line</th> <th>Margin</th> <th>Level</th> <th>Factor</th> <th>Loss</th> <th>Factor</th> <th>Factor</th> </tr> <tr> <th>MHz</th> <th>dBuV/m</th> <th>dBuV/m</th> <th>dB</th> <th>dBuV</th> <th>dB/m</th> <th>dB</th> <th>dB</th> <th>cm</th> <th>deg</th> </tr> </thead> <tbody> <tr> <td>1 5350.30</td> <td>38.79</td> <td>54.00</td> <td>-15.21</td> <td>30.19</td> <td>34.52</td> <td>10.75</td> <td>36.67</td> <td>0.00</td> <td>316 324 AVERAGE</td> </tr> </tbody> </table>	Limit	Read	Ant	Cable	Preamp	Aux	APos	TPos	Remark	Freq	Level	Line	Margin	Level	Factor	Loss	Factor	Factor	MHz	dBuV/m	dBuV/m	dB	dBuV	dB/m	dB	dB	cm	deg	1 5350.30	38.79	54.00	-15.21	30.19	34.52	10.75	36.67	0.00	316 324 AVERAGE	Blank
Limit	Read	Ant	Cable	Preamp	Aux	APos	TPos	Remark																																
Freq	Level	Line	Margin	Level	Factor	Loss	Factor	Factor																																
MHz	dBuV/m	dBuV/m	dB	dBuV	dB/m	dB	dB	cm	deg																															
1 5350.30	38.79	54.00	-15.21	30.19	34.52	10.75	36.67	0.00	316 324 AVERAGE																															