



FCC RF Test Report

APPLICANT : Quetel Wireless Solutions Co., Ltd.
EQUIPMENT : Smart Module
BRAND NAME : Quetel
MODEL NAME : SC200E-WF
FCC ID : XMR2022SC200EWF
STANDARD : FCC Part 15 Subpart E §15.407
CLASSIFICATION : (NII) Unlicensed National Information Infrastructure
TEST DATE(S) : Nov. 16, 2022 ~ Nov. 20, 2022

We, Sporton International Inc. (Kunshan), would like to declare that the tested sample has been evaluated in accordance with the test procedures and has been in compliance with the applicable technical standards.

The test results in this report apply exclusively to the tested model / sample. Without written approval of Sporton International Inc. (Kunshan), the test report shall not be reproduced except in full.

Jason Jia

Approved by: Jason Jia



Sporton International Inc. (Kunshan)

**No. 1098, Pengxi North Road, Kunshan Economic Development Zone Jiangsu Province 215300
People's Republic of China**



TABLE OF CONTENTS

REVISION HISTORY..... 3

SUMMARY OF TEST RESULT 4

1 GENERAL DESCRIPTION 5

 1.1 Applicant 5

 1.2 Manufacturer 5

 1.3 Product Feature of Equipment Under Test..... 5

 1.4 Product Specification of Equipment Under Test..... 6

 1.5 Modification of EUT 6

 1.6 Testing Location 6

 1.7 Test Software..... 7

 1.8 Applicable Standards..... 7

2 TEST CONFIGURATION OF EQUIPMENT UNDER TEST 8

 2.1 Carrier Frequency and Channel 8

 2.2 Test Mode..... 8

 2.3 Connection Diagram of Test System..... 9

 2.4 Support Unit used in test configuration and system 10

 2.5 EUT Operation Test Setup 10

 2.6 Measurement Results Explanation Example..... 10

3 TEST RESULT 11

 3.1 6dB and 26dB and 99% Occupied Bandwidth Measurement 11

 3.2 Maximum Conducted Output Power Measurement 16

 3.3 Power Spectral Density Measurement 17

 3.4 Unwanted Emissions Measurement..... 19

 3.5 AC Conducted Emission Measurement..... 23

 3.6 Antenna Requirements..... 25

4 LIST OF MEASURING EQUIPMENT 26

5 UNCERTAINTY OF EVALUATION 27

APPENDIX A. CONDUCTED TEST RESULTS

APPENDIX B. AC CONDUCTED EMISSION TEST RESULT

APPENDIX C. RADIATED SPURIOUS EMISSION

APPENDIX D. DUTY CYCLE PLOTS

APPENDIX E. SETUP PHOTOGRAPHS



REVISION HISTORY

REPORT NO.	VERSION	DESCRIPTION	ISSUED DATE
FR202417E	Rev. 01	Initial issue of report	Dec. 12, 2022



SUMMARY OF TEST RESULT

Report Section	FCC Rule	Description	Limit	Result	Remark
3.1	15.403(i)	6dB, 26dB and 99% Occupied Bandwidth	> 500kHz	Pass	-
3.2	15.407(a)	Maximum Conducted Output Power	≤ 30 dBm	Pass	-
3.3	15.407(a)	Power Spectral Density	≤ 30 dBm/500kHz	Pass	-
3.4	15.407(b)	Unwanted Emissions	15.407(b)(4)(i) & 15.209(a)	Pass	Under limit 10.51 dB at 48.430 MHz
3.5	15.207	AC Conducted Emission	15.207(a)	Pass	Under limit 7.00 dB at 0.579 MHz
3.6	15.203 & 15.407(a)	Antenna Requirement	15.203 & 15.407(a)	Pass	-

Declaration of Conformity:
The test results with all measurement uncertainty excluded are presented in accordance with the regulation limits or requirements declared by manufacturers.
Comments and Explanations:
The declared of product specification for EUT presented in the report are provided by the manufacturer, and the manufacturer takes all the responsibilities for the accuracy of product specification.



1 General Description

1.1 Applicant

Quectel Wireless Solutions Co., Ltd.

Building 5, Shanghai Business Park Phase III (Area B), No.1016 Tianlin Road, Minhang District, Shanghai, 200233, China

1.2 Manufacturer

Quectel Wireless Solutions Co., Ltd.

Building 5, Shanghai Business Park Phase III (Area B), No.1016 Tianlin Road, Minhang District, Shanghai, 200233, China

1.3 Product Feature of Equipment Under Test

Product Feature	
Equipment	Smart Module
Brand Name	Quectel
Model Name	SC200E-WF
FCC ID	XMR2022SC200EWF
SN	Conducted: D1C22H552000097 Conduction: D1C22H552000022 Radiation: D1C22H552000023
HW Version	R1.0
SW Version	SC200EWFNAR12A03
EUT Stage	Identical Prototype

Remark: The above EUT's information was declared by manufacturer. Please refer to the specifications or user's manual for more detailed description.



1.4 Product Specification of Equipment Under Test

Standards-related Product Specification	
Tx/Rx Channel Frequency Range	5745 MHz ~ 5825 MHz
Maximum Output Power	<5745 MHz ~ 5825 MHz> 802.11a : 15.88 dBm / 0.0387 W 802.11n HT20 : 15.54 dBm / 0.0358 W 802.11n HT40 : 15.57 dBm / 0.0361 W 802.11ac VHT20: 15.71 dBm / 0.0372 W 802.11ac VHT40: 15.70 dBm / 0.0372 W 802.11ac VHT80: 15.09 dBm / 0.0323 W
99% Occupied Bandwidth	802.11a : 16.98 MHz 802.11ac VHT20 : 18.08 MHz 802.11ac VHT40 : 36.76 MHz 802.11ac VHT80 : 76.00 MHz
Type of Modulation	802.11a/n : OFDM (BPSK / QPSK / 16QAM / 64QAM) 802.11ac : OFDM (BPSK / QPSK / 16QAM / 64QAM / 256QAM)
Antenna Type / Gain	Folded Dipole Antenna with gain 1.10 dBi

Note: For 802.11n HT20 / ac VHT20 and 802.11n HT40 / ac VHT40 mode, the whole testing have assessed only 802.11 ac VHT20/ VHT40 by referring to their maximum conducted power.

1.5 Modification of EUT

No modifications are made to the EUT during all test items.

1.6 Testing Location

Sporton International Inc. (Kunshan) is accredited to ISO/IEC 17025:2017 by American Association for Laboratory Accreditation with Certificate Number 5145.02.

Test Firm	Sporton International Inc. (Kunshan)		
Test Site Location	No. 1098, Pengxi North Road, Kunshan Economic Development Zone Jiangsu Province 215300 People's Republic of China TEL : +86-512-57900158 FAX : +86-512-57900958		
Test Site No.	Sporton Site No.	FCC Designation No.	FCC Test Firm Registration No.
	03CH06-KS CO01-KS TH01-KS	CN1257	314309



1.7 Test Software

Item	Site	Manufacturer	Name	Version
1.	03CH06-KS	AUDIX	E3	6.2009-8-24al
2.	CO01-KS	AUDIX	E3	6.2009-8-24

1.8 Applicable Standards

According to the specifications of the manufacturer, the EUT must comply with the requirements of the following standards:

- ♦ 47 CFR Part 15 Subpart E
- ♦ FCC KDB 789033 D02 General UNII Test Procedures New Rules v02r01.
- ♦ ANSI C63.10-2013

Remark:

1. All test items were verified and recorded according to the standards and without any deviation during the test.
2. This EUT has also been tested and complied with the requirements of FCC Part 15, Subpart B, recorded in a separate test report.



2 Test Configuration of Equipment Under Test

- a. The EUT has been associated with peripherals and configuration operated in a manner tended to maximize its emission characteristics in a typical application. Frequency range investigated: conduction emission (150 kHz to 30 MHz), radiation emission (9 kHz to the 10th harmonic of the highest fundamental frequency or to 40 GHz, whichever is lower). For radiated measurement, pre-scanned in three orthogonal panels, X, Y, Z. The worst cases (X plane) were recorded in this report.
- b. AC power line Conducted Emission was tested under maximum output power.

2.1 Carrier Frequency and Channel

Frequency Band	Channel	Freq. (MHz)	Channel	Freq. (MHz)
5745-5825 MHz U-NII-3	149	5745	157	5785
	151*	5755	159*	5795
	153	5765	161	5805
	155#	5775	165	5825

Note:

- 1. The above Frequency and Channel in "*" were 802.11n HT40 and 802.11ac VHT40.
- 2. The above Frequency and Channel in "#n" were 802.11ac VHT80.

2.2 Test Mode

Final test modes are considering the modulation and worse data rates as below table.

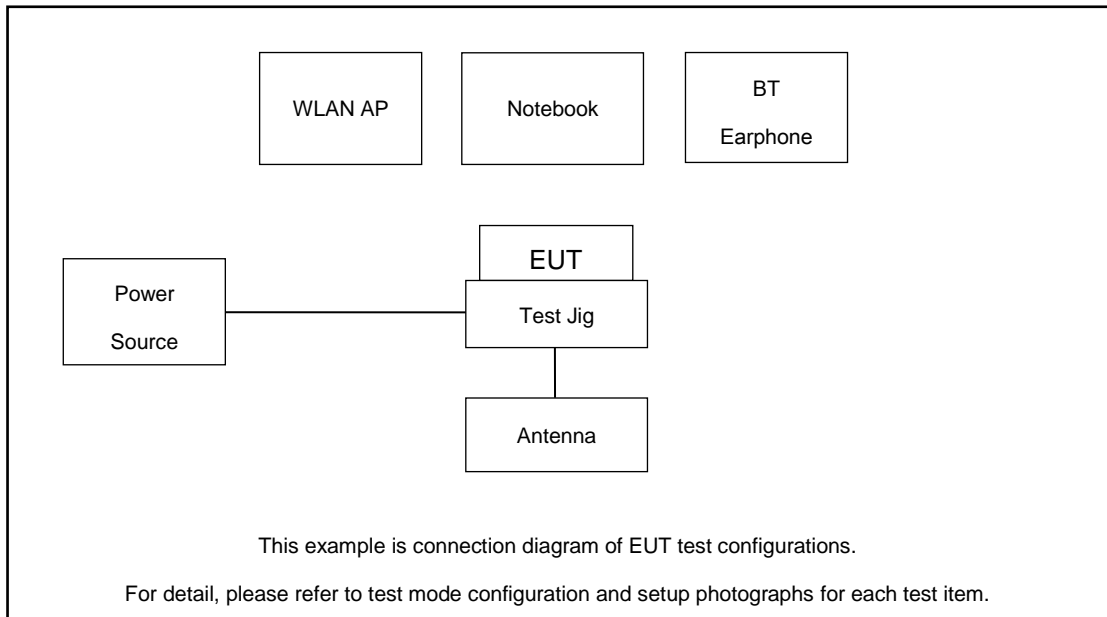
Modulation	Data Rate
802.11a	6 Mbps
802.11ac VHT20	MCS0
802.11ac VHT40	MCS0
802.11ac VHT80	MCS0

Test Cases	
AC Conducted Emission	Mode 1 : Bluetooth Link + WLAN Link(5G) + Charge from Test Jig

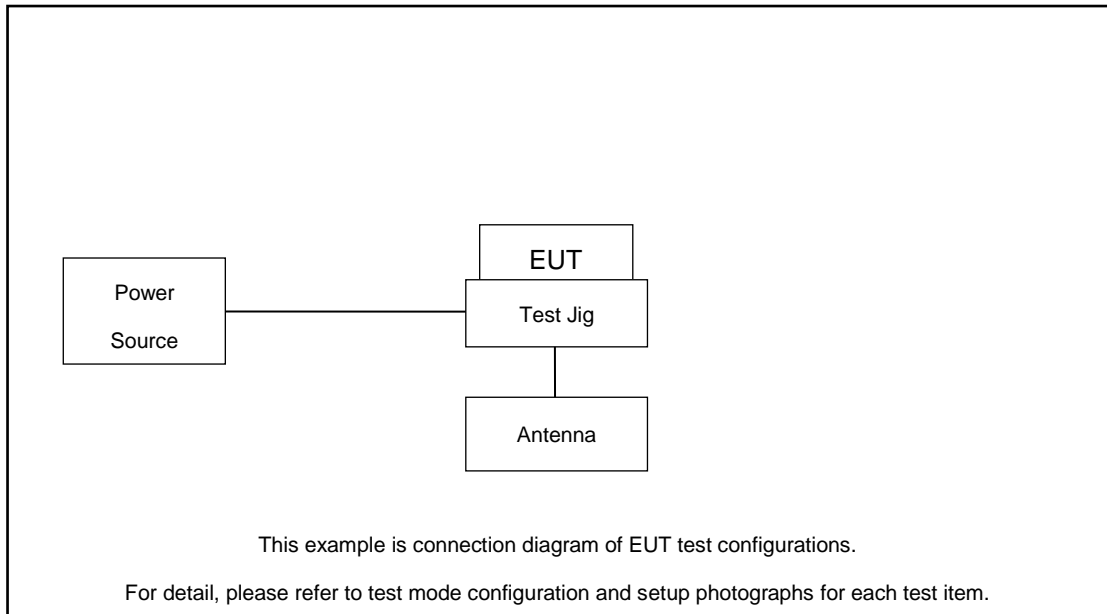
Ch. #		U-NII-3 : 5745-5825 MHz			
		802.11a	802.11ac VHT20	802.11ac VHT40	802.11ac VHT80
L	Low	149	149	151	-
M	Middle	157	157	-	155
H	High	165	165	159	-

2.3 Connection Diagram of Test System

For Conducted Emission:



For Radiated Emission:





2.4 Support Unit used in test configuration and system

Item	Equipment	Trade Name	Model Name	FCC ID	Data Cable	Power Cord
1.	WLAN AP	D-link	DIR-655	KA21R655B1	N/A	Unshielded, 1.8m
2.	Bluetooth Earphone	Lenovo	LBH308	N/A	N/A	N/A
3.	Notebook	Lenovo	V130-15IKB005	N/A	N/A	AC I/P: Unshielded, 1.8 m DC O/P: Shielded, 1.8 m
4.	Test Jig	N/A	N/A	N/A	N/A	N/A
5.	Adapter	N/A	N/A	N/A	N/A	N/A
6.	Antenna	N/A	N/A	N/A	N/A	N/A

2.5 EUT Operation Test Setup

For WLAN RF test items, an engineering test program was provided and enabled to make EUT continuous transmit.

For AC power line conducted emissions, the EUT was set to connect with the WLAN AP under large package sizes transmission.

2.6 Measurement Results Explanation Example

For all conducted test items:

The offset level is set in the spectrum analyzer to compensate the RF cable loss between EUT conducted output port and spectrum analyzer. With the offset compensation, the spectrum analyzer reading level is exactly the EUT RF output level.

Example :

The spectrum analyzer offset is derived from RF cable loss.

Offset = RF cable loss.

Following shows an offset computation example with cable loss 7.2 dB.

$$\begin{aligned} \text{Offset(dB)} &= \text{RF cable loss(dB)}. \\ &= 7.2 \text{ (dB)} \end{aligned}$$

3 Test Result

3.1 6dB and 26dB and 99% Occupied Bandwidth Measurement

3.1.1 Description of 6dB and 26dB and 99% Occupied Bandwidth

The minimum 6 dB bandwidth shall be at least 500 kHz.

26dB and 99% Occupied bandwidth are reporting only.

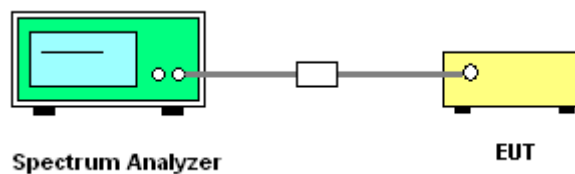
3.1.2 Measuring Instruments

The measuring equipment is listed in the section 4 of this test report.

3.1.3 Test Procedures

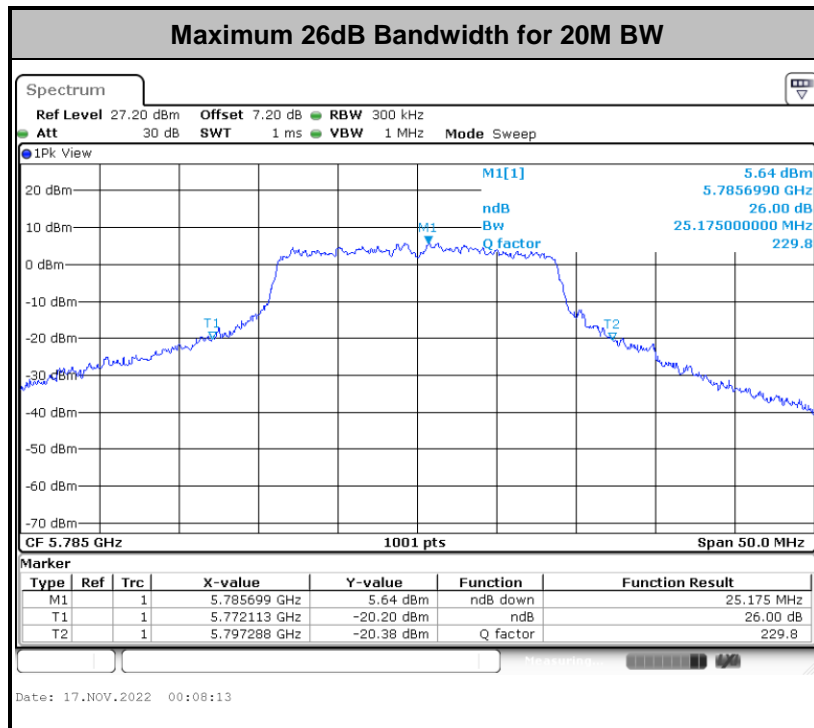
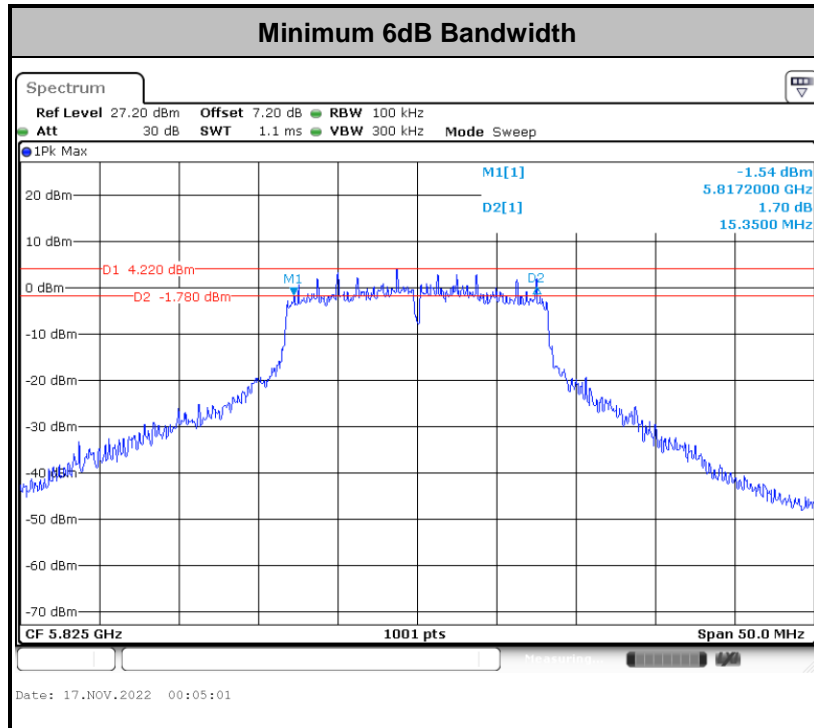
1. The testing follows FCC KDB 789033 D02 General UNII Test Procedures New Rules v02r01. Section C) Emission bandwidth for the band 5.725-5.85GHz
2. For 6dB BW, Set RBW = 100kHz.
For 26dB BW, Set RBW = approximately 1% of the emission bandwidth.
For 99% OBW, Set RBW = 1% to 5% of the OBW.
3. For 26dB BW, Set the VBW > RBW.
For 6dB BW & 99% OBW, Set the VBW $\geq 3 \times$ RBW.
4. Detector = Peak.
5. Trace mode = max hold
6. Measure the maximum width of the emission that is 6 dB down from the peak of the emission.
7. Measure and record the results in the test report.

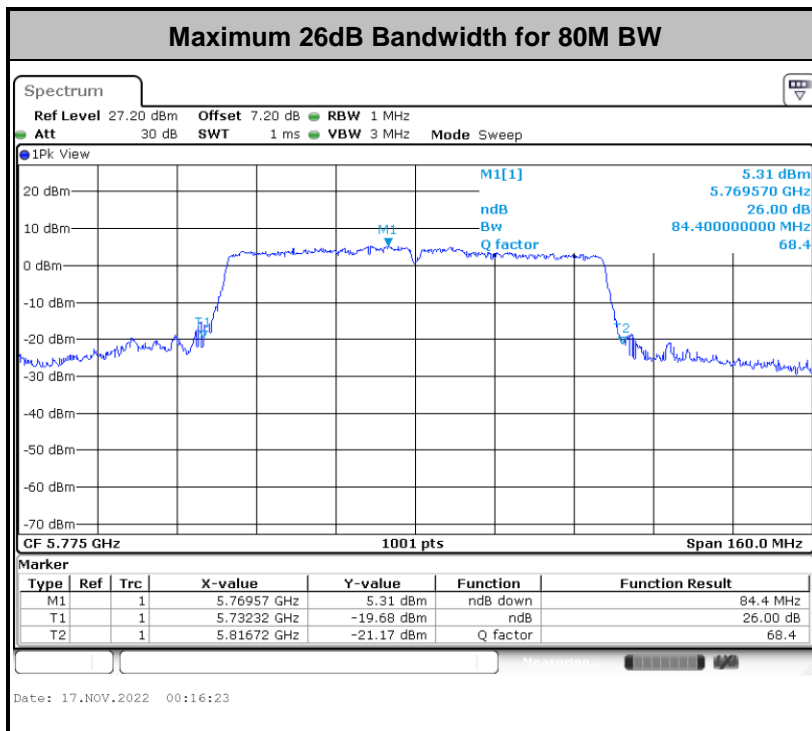
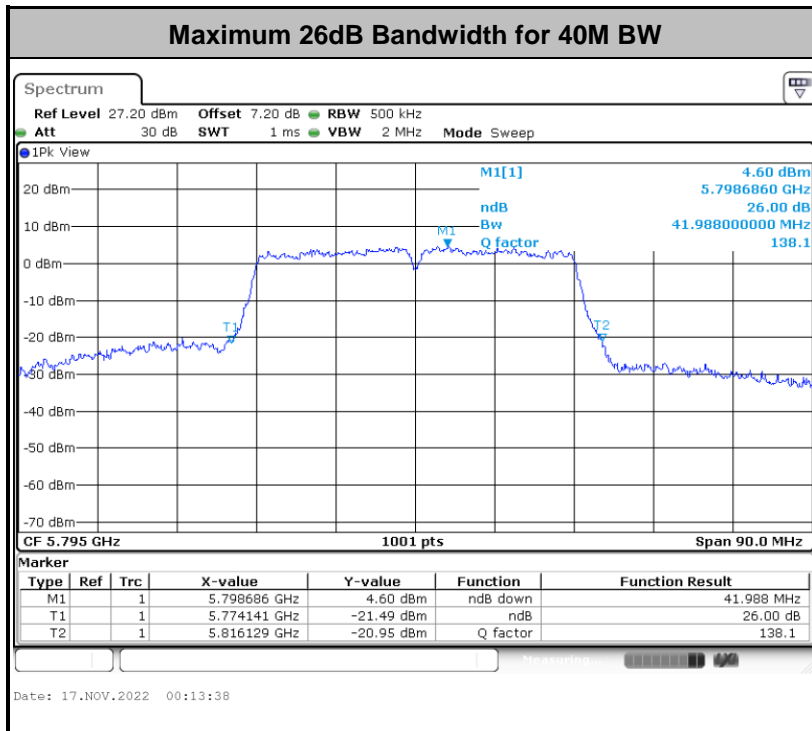
3.1.4 Test Setup

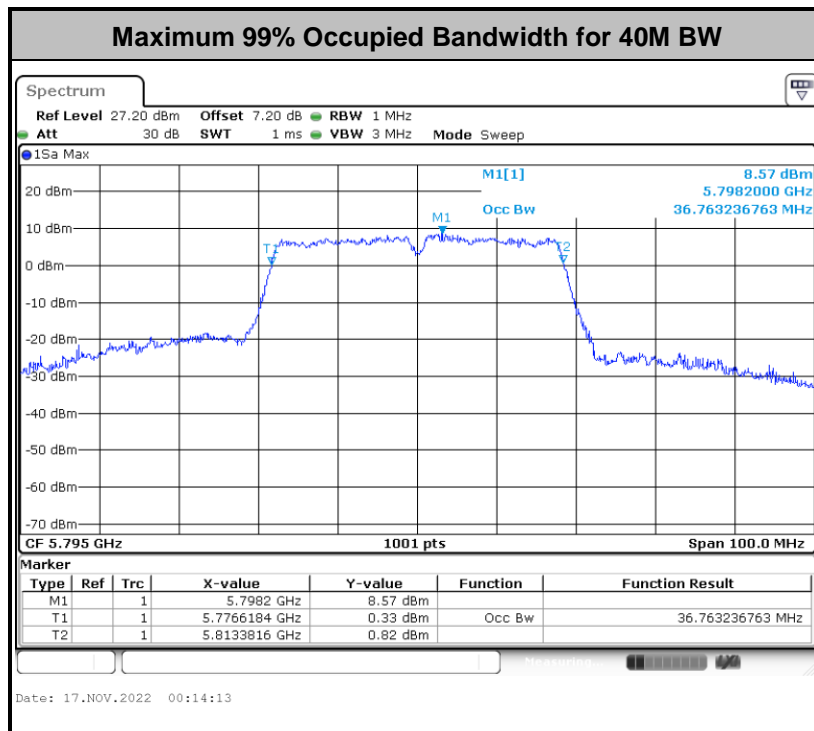
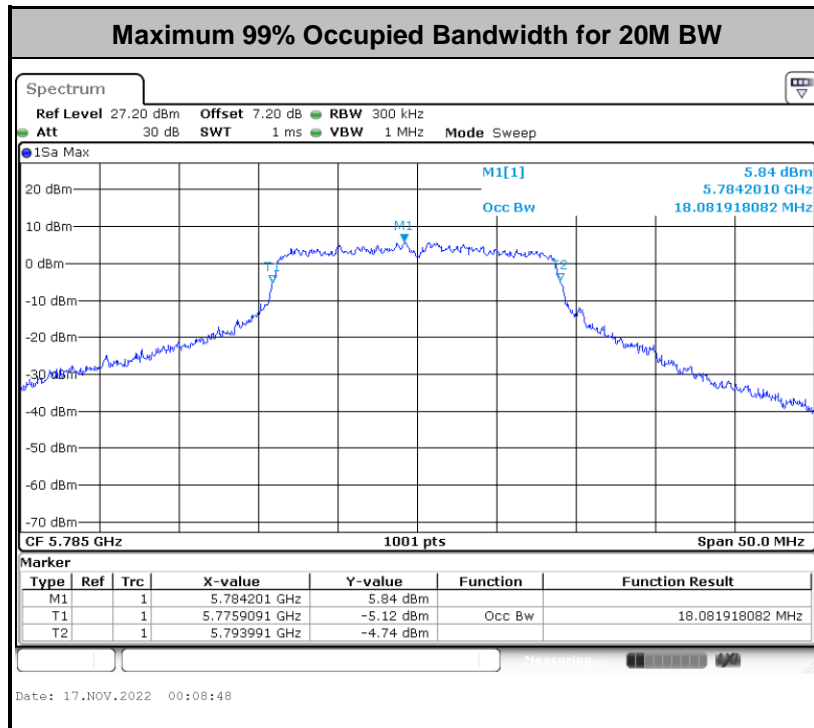


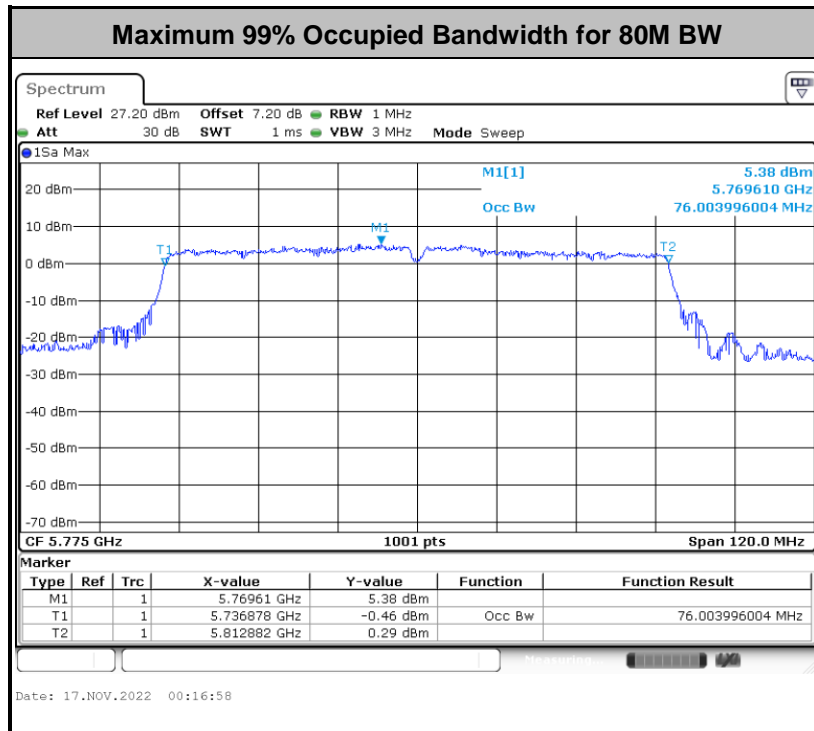
3.1.5 Test Result of 6dB Bandwidth

Please refer to Appendix A.









Note: The occupied channel bandwidth is maintained within the band of operation for all of the modulations.

3.2 Maximum Conducted Output Power Measurement

3.2.1 Limit of Maximum Conducted Output Power

For the band 5.725–5.85 GHz, the maximum conducted output power over the frequency band of operation shall not exceed 1 W.

If transmitting antennas of directional gain greater than 6 dBi are used, the peak output power shall be reduced by the amount in dB that the directional gain of the antenna exceeds 6 dBi.

3.2.2 Measuring Instruments

The measuring equipment is listed in the section 4 of this test report.

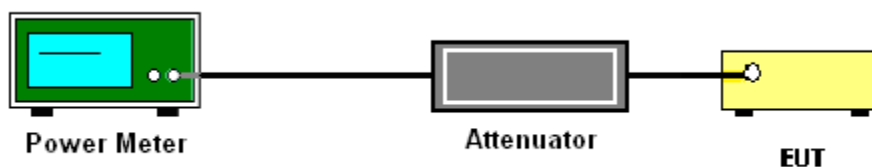
3.2.3 Test Procedures

The testing follows Method PM of FCC KDB 789033 D02 General UNII Test Procedures New Rules v02r01.

Method PM (Measurement using an RF average power meter):

1. Measurement is performed using a wideband RF power meter.
2. The EUT is configured to transmit continuously with a consistent duty cycle at its maximum power control level.
3. Measure the average power of the transmitter, and the average power is corrected with duty factor, $10 \log(1/x)$, where x is the duty cycle.

3.2.4 Test Setup



3.2.5 Test Result of Maximum Conducted Output Power

Please refer to Appendix A.



3.3 Power Spectral Density Measurement

3.3.1 Limit of Power Spectral Density

For the band 5.725–5.85 GHz, the maximum power spectral density shall not exceed 30 dBm in any 500-kHz band.

If transmitting antennas of directional gain greater than 6 dBi are used, the peak output power shall be reduced by the amount in dB that the directional gain of the antenna exceeds 6 dBi.

3.3.2 Measuring Instruments

The measuring equipment is listed in the section 4 of this test report.

3.3.3 Test Procedures

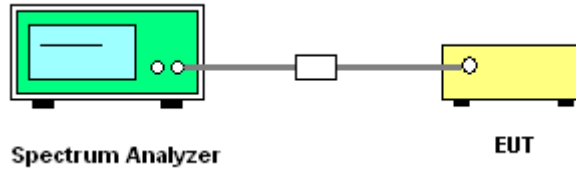
The testing follows FCC KDB 789033 D02 General UNII Test Procedures New Rules v02r01. Section F) Maximum power spectral density.

Method SA-2

(trace averaging across on and off times of the EUT transmissions, followed by duty cycle correction).

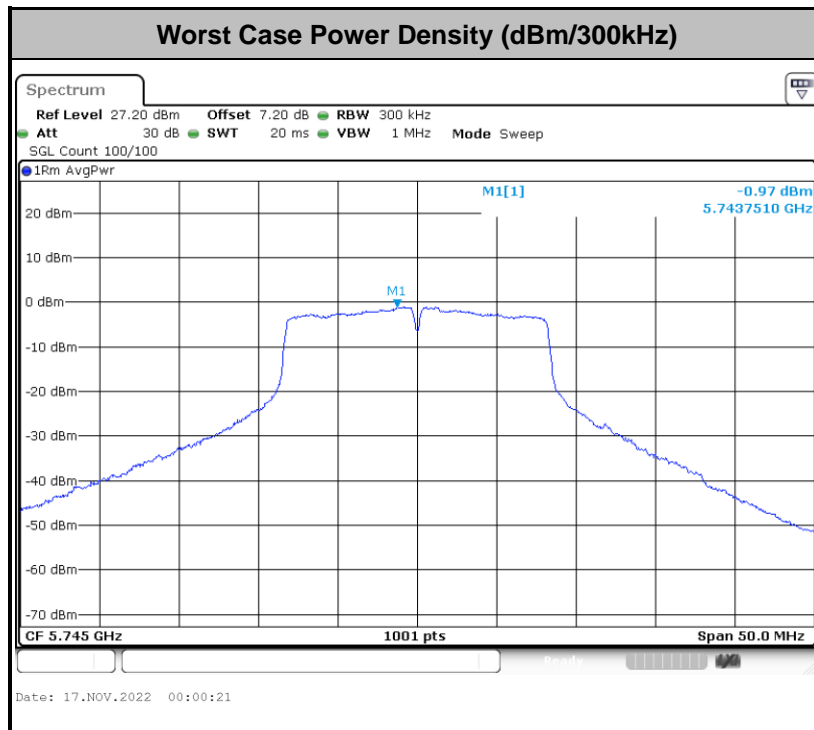
- Measure the duty cycle.
 - Set span to encompass the entire emission bandwidth (EBW) of the signal.
 - Set RBW = 500KHz (or 300 kHz if the SA can't set RBW=500KHz).
 - Set VBW \geq 1 MHz.
 - Number of points in sweep \geq 2 Span / RBW.
 - Sweep time = auto.
 - Detector = RMS
 - Trace average at least 100 traces in power averaging mode.
 - If the SA can't set RBW=500KHz, then add $10 \log(500\text{kHz}/\text{RBW})$ to the test result
 - Add $10 \log(1/x)$, where x is the duty cycle, to the measured power in order to compute the average power during the actual transmission times. For example, add $10 \log(1/0.25) = 6$ dB if the duty cycle is 25 percent.
1. The RF output of EUT was connected to the spectrum analyzer by a low loss cable.
 2. Each plot has already offset with cable loss, and attenuator loss. Measure the PPSD and record it.

3.3.4 Test Setup



3.3.5 Test Result of Power Spectral Density

Please refer to Appendix A.



Note: Average Power Density (dB) = Measured value+ Duty Factor



3.4 Unwanted Emissions Measurement

This section is to measure unwanted emissions through radiated measurement for band edge spurious emissions and out of band emissions measurement.

3.4.1 Limit of Unwanted Emissions

- (1) For transmitters operating in the 5.725-5.85 GHz band:
 15.407(b)(4)(i) All emissions shall be limited to a level of -27 dBm/MHz at 75 MHz or more above or below the band edge increasing linearly to 10 dBm/MHz at 25 MHz above or below the band edge, and from 25 MHz above or below the band edge increasing linearly to a level of 15.6 dBm/MHz at 5 MHz above or below the band edge, and from 5 MHz above or below the band edge increasing linearly to a level of 27 dBm/MHz at the band edge.
- (2) Unwanted spurious emissions fallen in restricted bands shall comply with the general field strength limits as below table,

Frequency (MHz)	Field Strength (microvolts/meter)	Measurement Distance (meters)
0.009 – 0.490	2400/F(kHz)	300
0.490 – 1.705	24000/F(kHz)	30
1.705 – 30.0	30	30
30 – 88	100	3
88 – 216	150	3
216 - 960	200	3
Above 960	500	3

EIRP (dBm)	Field Strength at 3m (dBµV/m)
- 27	68.3

Note: The following formula is used to convert the EIRP to field strength.

$$EIRP = E_{Meas} + 20\log(d_{Meas}) - 104.7$$

where

EIRP is the equivalent isotropically radiated power, in dBm

E_{Meas} is the field strength of the emission at the measurement distance, in dBµV/m

d_{Meas} is the measurement distance, in m



3.4.2 Measuring Instruments

The measuring equipment is listed in the section 4 of this test report.

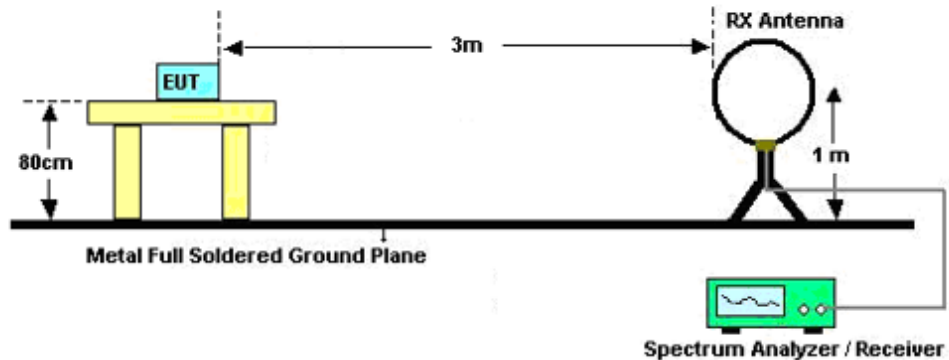
3.4.3 Test Procedures

1. The testing follows FCC KDB 789033 D02 General UNII Test Procedures New Rules v02r01. Section G) Unwanted emissions measurement.
 - (1) Procedure for Unwanted Emissions Measurements Below 1000MHz
 - RBW = 120 kHz
 - VBW = 300 kHz
 - Detector = Peak
 - Trace mode = max hold
 - (2) Procedure for Peak Unwanted Emissions Measurements Above 1000 MHz
 - RBW = 1 MHz
 - VBW \geq 3 MHz
 - Detector = Peak
 - Sweep time = auto
 - Trace mode = max hold
 - (3) Procedures for Average Unwanted Emissions Measurements Above 1000MHz
 - RBW = 1 MHz
 - VBW = 10 Hz, when duty cycle is no less than 98 percent.
 - VBW \geq 1/T, when duty cycle is less than 98 percent where T is the minimum transmission duration over which the transmitter is on and is transmitting at its maximum power control level for the tested mode of operation.
2. The EUT was placed on a turntable with 0.8 meter for frequency below 1GHz and 1.5 meter for frequency above 1GHz respectively above ground.
3. The EUT was set 3 meters from the interference receiving antenna which was mounted on the top of a variable height antenna tower.
4. The antenna is a broadband antenna and its height is adjusted between one meter and four meters above ground to find the maximum value of the field strength for both horizontal polarization and vertical polarization of the antenna.
5. For each suspected emission, the EUT was arranged to its worst case and then adjust the antenna tower (from 1 m to 4 m) and turntable (from 0 degree to 360 degrees) to find the maximum reading.
6. For testing below 1GHz, if the emission level of the EUT in peak mode was 3 dB lower than the limit specified, then peak values of EUT will be reported, otherwise, the emissions will be repeated one by one using the CISPR quasi-peak method and reported.
7. For testing above 1GHz, the emission level of the EUT in peak mode was 20dB lower than peak

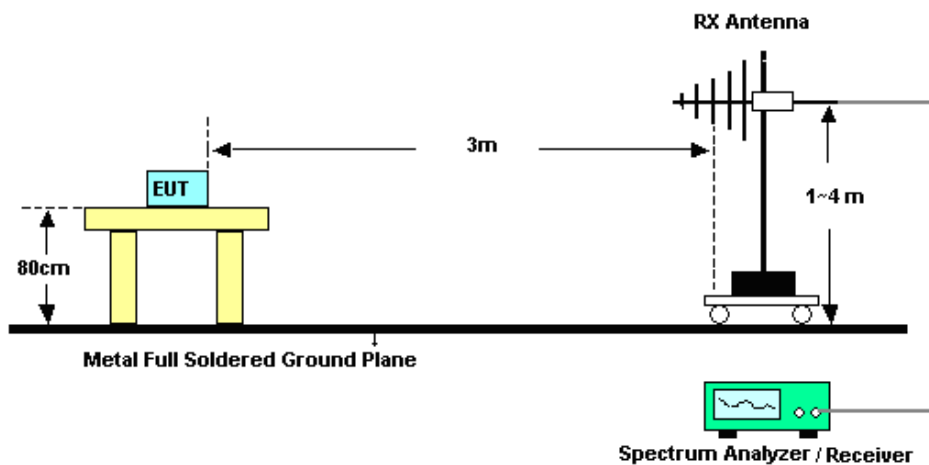
limit (that means the emission level in average mode also complies with the limit in average mode), then peak values of EUT will be reported, otherwise, the emissions will be measured in average mode again and reported.

3.4.4 Test Setup

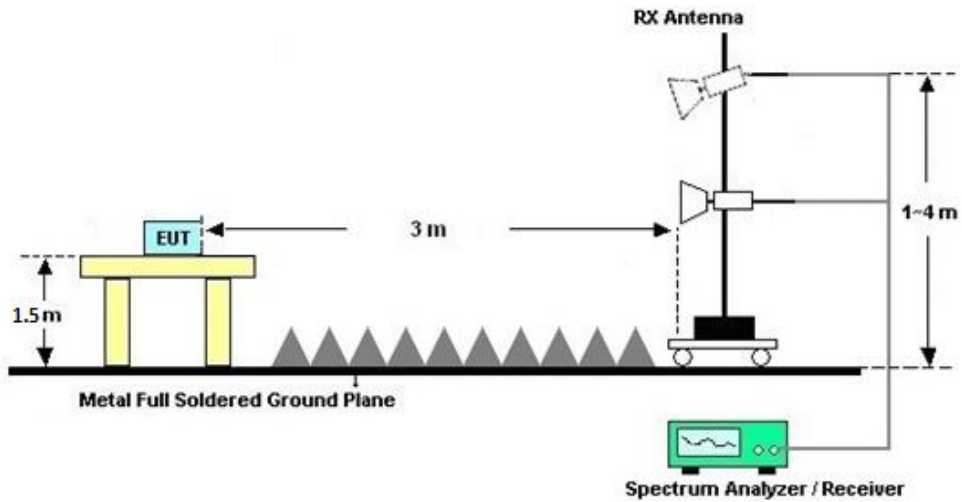
For radiated emissions below 30MHz



For radiated emissions from 30MHz to 1GHz



For radiated emissions above 1GHz



3.4.5 Test Results of Radiated Emissions (9 kHz ~ 30 MHz)

The low frequency, which started from 9 kHz to 30MHz, was pre-scanned and the result which was 20dB lower than the limit line was not reported.

There is a comparison data of both open-field test site and semi-Anechoic chamber, and the result came out very similar.

3.4.6 Test Result of Radiated Band Edges

Please refer to Appendix C.

3.4.7 Duty Cycle

Please refer to Appendix D.

3.4.8 Test Result of Unwanted Radiated Emission (30MHz ~ 10th Harmonic or 40GHz, whichever is lower)

Please refer to Appendix C.



3.5 AC Conducted Emission Measurement

3.5.1 Limit of AC Conducted Emission

For equipment that is designed to be connected to the public utility (AC) power line, the radio frequency voltage that is conducted back onto the AC power line on any frequency or frequencies within the band 150 kHz to 30 MHz shall not exceed the limits in the following table.

Frequency of emission (MHz)	Conducted limit (dBµV)	
	Quasi-peak	Average
0.15-0.5	66 to 56*	56 to 46*
0.5-5	56	46
5-30	60	50

*Decreases with the logarithm of the frequency.

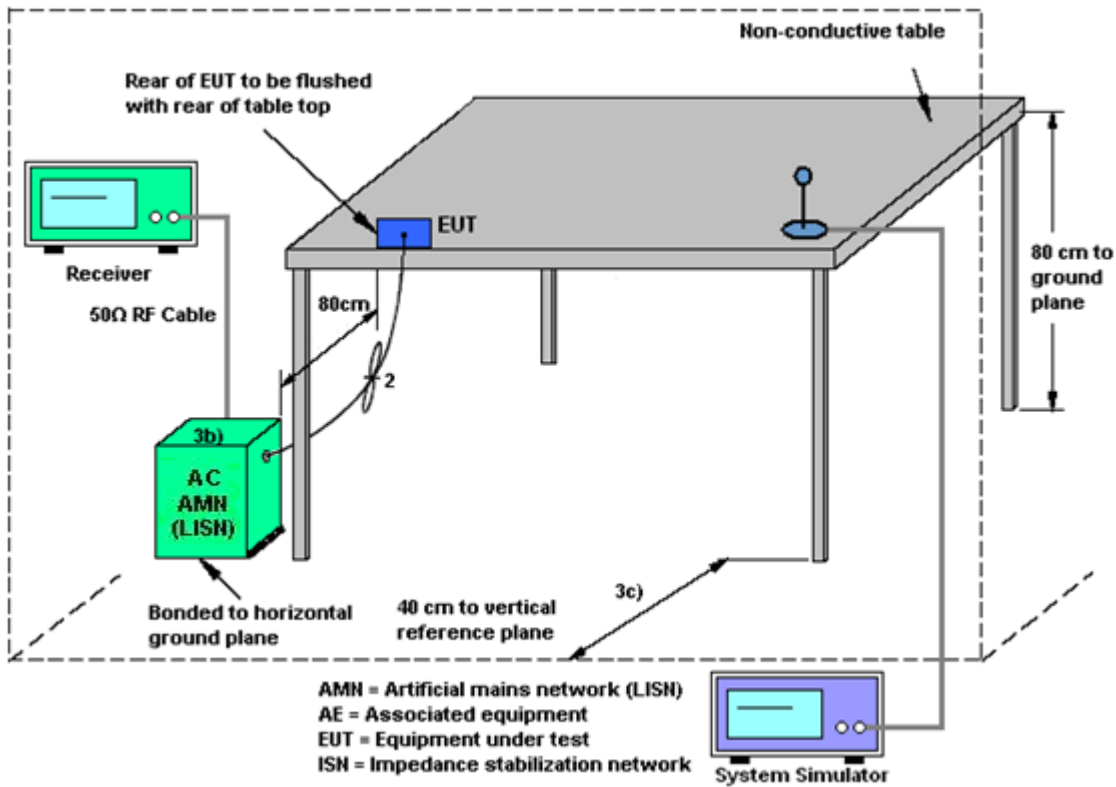
3.5.2 Measuring Instruments

The measuring equipment is listed in the section 4 of this test report.

3.5.3 Test Procedures

1. The EUT was placed 0.4 meter from the conducting wall of the shielding room was kept at least 80 centimeters from any other grounded conducting surface.
2. Connect EUT to the power mains through a line impedance stabilization network (LISN).
3. All the support units are connecting to the other LISN.
4. The LISN provides 50 ohm coupling impedance for the measuring instrument.
5. The FCC states that a 50 ohm, 50 microhenry LISN should be used.
6. Both sides of AC line were checked for maximum conducted interference.
7. The frequency range from 150 kHz to 30 MHz was searched.
8. Set the test-receiver system to Peak Detect Function and specified bandwidth with Maximum Hold Mode.

3.5.4 Test Setup



3.5.5 Test Result of AC Conducted Emission

Please refer to Appendix B.



3.6 Antenna Requirements

3.6.1 Standard Applicable

If transmitting antenna directional gain is greater than 6 dBi, both the peak transmit power and the peak power spectral density shall be reduced by the amount in dB that the directional gain of the antenna exceeds 6 dBi.

3.6.2 Antenna Anti-Replacement Construction

Non-standard antenna connector is used.

3.6.3 Antenna Gain

The antenna peak gain of EUT is less than 6 dBi. Therefore, it is not necessary to reduce maximum peak output power limit.



4 List of Measuring Equipment

Instrument	Manufacturer	Model No.	Serial No.	Characteristics	Calibration Date	Test Date	Due Date	Remark
Spectrum Analyzer	R&S	FSV40	101040	10Hz~40GHz	Oct. 12, 2022	Nov. 17, 2022	Oct. 11, 2023	Conducted (TH01-KS)
Pulse Power Sensor	Anritsu	MA2411B	0917070	300MHz~40GHz	Jan. 05, 2022	Nov. 17, 2022	Jan. 04, 2023	Conducted (TH01-KS)
Power Meter	Anritsu	ML2495A	1005002	50MHz Bandwidth	Jan. 05, 2022	Nov. 17, 2022	Jan. 04, 2023	Conducted (TH01-KS)
EMI Test Receiver	Keysight	N9038A	MY56400004	3Hz~8.5GHz;Max 30dBm	Oct. 13, 2022	Nov. 20, 2022	Oct. 12, 2023	Radiation (03CH06-KS)
EXA Spectrum Analyzer	Keysight	N9010B	MY60242126	10Hz~44GHz	Oct. 13, 2022	Nov. 20, 2022	Oct. 12, 2023	Radiation (03CH06-KS)
Loop Antenna	R&S	HFH2-Z2	100321	9kHz~30MHz	Oct. 16, 2022	Nov. 20, 2022	Oct. 15, 2023	Radiation (03CH06-KS)
Bilog Antenna	TeseQ	CBL6111D	49921	30MHz~1GHz	May 24, 2022	Nov. 20, 2022	May 23, 2023	Radiation (03CH06-KS)
Double Ridge Horn Antenna	ETS-Lindgren	3117	00218642	1GHz~18GHz	Apr. 18, 2022	Nov. 20, 2022	Apr. 17, 2023	Radiation (03CH06-KS)
SHF-EHF Horn	Com-power	AH-840	101093	18GHz~40GHz	Jan. 05, 2022	Nov. 20, 2022	Jan. 04, 2023	Radiation (03CH06-KS)
Amplifier	SONOMA	310N	380827	9KHz ~1GHZ	Jul. 11, 2022	Nov. 20, 2022	Jul. 10, 2023	Radiation (03CH06-KS)
Amplifier	MITEQ	EM18G40GGA	060728	18~40GHz	Jan. 05, 2022	Nov. 20, 2022	Jan. 04, 2023	Radiation (03CH06-KS)
high gain Amplifier	MITEQ	AMF-7D-00101800-30-10P	2082395	1Ghz-18Ghz	Jan. 05, 2022	Nov. 20, 2022	Jan. 04, 2023	Radiation (03CH06-KS)
Amplifier	Keysight	83017A	MY53270319	500MHz~26.5GHz	Oct. 13, 2022	Nov. 20, 2022	Oct. 12, 2023	Radiation (03CH06-KS)
AC Power Source	Chroma	61601	F104090004	N/A	NCR	Nov. 20, 2022	NCR	Radiation (03CH06-KS)
Turn Table	ChamPro	EM 1000-T	060762-T	0~360 degree	NCR	Nov. 20, 2022	NCR	Radiation (03CH06-KS)
Antenna Mast	ChamPro	EM 1000-A	060762-A	1 m~4 m	NCR	Nov. 20, 2022	NCR	Radiation (03CH06-KS)
EMI Receiver	R&S	ESCI7	100768	9kHz~7GHz;	May 24, 2022	Nov. 16, 2022	May 23, 2023	Conduction (CO01-KS)
AC LISN (for auxiliary equipment)	MessTec	AN3016	060103	9kHz~30MHz	Oct. 13, 2022	Nov. 16, 2022	Oct. 12, 2023	Conduction (CO01-KS)
AC LISN	MessTec	AN3016	060105	9kHz~30MHz	May 24, 2022	Nov. 16, 2022	May 23, 2023	Conduction (CO01-KS)
AC Power Source	Chroma	61602	ABP000000811	AC 0V~300V, 45Hz~1000Hz	Oct. 12, 2022	Nov. 16, 2022	Oct. 11, 2023	Conduction (CO01-KS)

NCR: No Calibration Required



5 Uncertainty of Evaluation

The measurement uncertainties shown below were calculated in accordance with the requirements of ANSI 63.10-2013. All the measurement uncertainty value were shown with a coverage K=2 to indicate 95% level of confidence. The measurement data show herein meets or exceeds the CISPR measurement uncertainty values specified in CISPR 16-4-2 and can be compared directly to specified limit to determine compliance.

Uncertainty of Conducted Measurement

Test Item	Uncertainty
Conducted Power	±0.46 dB
Conducted Emissions	±0.48 dB
Occupied Channel Bandwidth	±0.1 %
Conducted Power Spectral Density	±0.40 dB

Uncertainty of Conducted Emission Measurement (150kHz ~ 30MHz)

Measuring Uncertainty for a Level of Confidence of 95% (U = 2Uc(y))	2.78dB
---	--------

Uncertainty of Radiated Emission Measurement (30 MHz ~ 1000 MHz)

Measuring Uncertainty for a Level of Confidence of 95% (U = 2Uc(y))	5.0dB
---	-------

Uncertainty of Radiated Emission Measurement (1000 MHz ~ 18000 MHz)

Measuring Uncertainty for a Level of Confidence of 95% (U = 2Uc(y))	5.0dB
---	-------

Uncertainty of Radiated Emission Measurement (18000 MHz ~ 40000 MHz)

Measuring Uncertainty for a Level of Confidence of 95% (U = 2Uc(y))	5.0dB
---	-------

----- THE END -----



Appendix A. Conducted Test Results

Test Engineer:	Kib Shi	Temperature:	21~25	°C
Test Date:	2022/11/17	Relative Humidity:	51~54	%

TEST RESULTS DATA
6dB and 26dB EBW and 99% OBW

U-NII-3 single antenna												
Mod.	Data Rate	NTX	CH.	Freq. (MHz)	99% Bandwidth (MHz)		26dB Bandwidth (MHz)		6 dB Bandwidth (MHz)		6 dB Bandwidth Min. Limit (MHz)	Pass/Fail
					Ant 1	Ant 2	Ant 1	Ant 2	Ant 1	Ant 2		
11a	6Mbps	1	149	5745	16.88	-	23.78	-	16.00	-	0.5	Pass
11a	6Mbps	1	157	5785	16.98	-	23.98	-	15.70	-	0.5	Pass
11a	6Mbps	1	165	5825	16.78	-	22.83	-	15.35	-	0.5	Pass
VHT20	MCS0	1	149	5745	17.93	-	23.98	-	15.95	-	0.5	Pass
VHT20	MCS0	1	157	5785	18.08	-	25.18	-	16.75	-	0.5	Pass
VHT20	MCS0	1	165	5825	17.98	-	23.88	-	15.95	-	0.5	Pass
VHT40	MCS0	1	151	5755	36.46	-	41.81	-	35.37	-	0.5	Pass
VHT40	MCS0	1	159	5795	36.76	-	41.99	-	35.28	-	0.5	Pass
VHT80	MCS0	1	155	5775	76.00	-	84.40	-	75.20	-	0.5	Pass

TEST RESULTS DATA
Average Power Table

U-NII-3 single antenna												
Mod.	Data Rate	NTX	CH.	Freq. (MHz)	Average Conducted Power with duty factor (dBm)			FCC Conducted Power Limit (dBm)		DG (dBi)		Pass/Fail
					Ant 1	Ant 2	SUM	Ant 1	Ant 2	Ant 1	Ant 2	
11a	6Mbps	1	149	5745	15.88	-		30.00	-	1.10	-	Pass
11a	6Mbps	1	157	5785	15.75	-		30.00	-	1.10	-	Pass
11a	6Mbps	1	165	5825	15.54	-		30.00	-	1.10	-	Pass
HT20	MCS0	1	149	5745	15.54	-		30.00	-	1.10	-	Pass
HT20	MCS0	1	157	5785	15.40	-		30.00	-	1.10	-	Pass
HT20	MCS0	1	165	5825	15.22	-		30.00	-	1.10	-	Pass
HT40	MCS0	1	151	5755	15.57	-		30.00	-	1.10	-	Pass
HT40	MCS0	1	159	5795	15.26	-		30.00	-	1.10	-	Pass
VHT20	MCS0	1	149	5745	15.71	-		30.00	-	1.10	-	Pass
VHT20	MCS0	1	157	5785	15.50	-		30.00	-	1.10	-	Pass
VHT20	MCS0	1	165	5825	15.40	-		30.00	-	1.10	-	Pass
VHT40	MCS0	1	151	5755	15.70	-		30.00	-	1.10	-	Pass
VHT40	MCS0	1	159	5795	15.35	-		30.00	-	1.10	-	Pass
VHT80	MCS0	1	155	5775	15.09	-		30.00	-	1.10	-	Pass

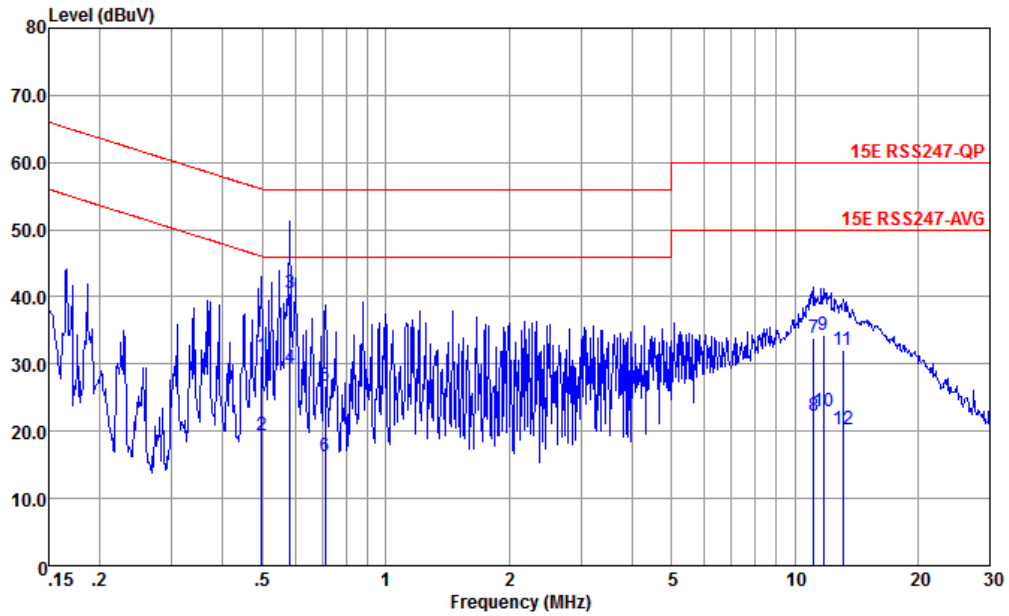
TEST RESULTS DATA
Power Spectral Density

U-NII-3 single antenna														
Mod.	Data Rate	N _{TX}	CH.	Freq. (MHz)	10log (500kHz /RBW) Factor (dB)		Average Power Density (dBm/500kHz)			Average PSD Limit (dBm/500kHz)		DG (dBi)		Pass /Fail
					Ant 1	Ant 2	Ant 1	Ant 2	SUM	Ant 1	Ant 2	Ant 1	Ant 2	
11a	6Mbps	1	149	5745	2.22	-	1.25	-		30.00	-	1.10	-	Pass
11a	6Mbps	1	157	5785	2.22	-	1.03	-		30.00	-	1.10	-	Pass
11a	6Mbps	1	165	5825	2.22	-	0.57	-		30.00	-	1.10	-	Pass
VHT20	MCS0	1	149	5745	2.22	-	0.24	-		30.00	-	1.10	-	Pass
VHT20	MCS0	1	157	5785	2.22	-	-0.01	-		30.00	-	1.10	-	Pass
VHT20	MCS0	1	165	5825	2.22	-	0.45	-		30.00	-	1.10	-	Pass
VHT40	MCS0	1	151	5755	2.22	-	-2.65	-		30.00	-	1.10	-	Pass
VHT40	MCS0	1	159	5795	2.22	-	-3.27	-		30.00	-	1.10	-	Pass
VHT80	MCS0	1	155	5775	2.22	-	-6.30	-		30.00	-	1.10	-	Pass



Appendix B. AC Conducted Emission Test Results

Test Engineer :	Amos Zhang	Temperature :	25.3~26.2°C
		Relative Humidity :	38~40%
Test Voltage :	120Vac / 60Hz	Phase :	Line
Remark :	All emissions not reported here are more than 10 dB below the prescribed limit.		

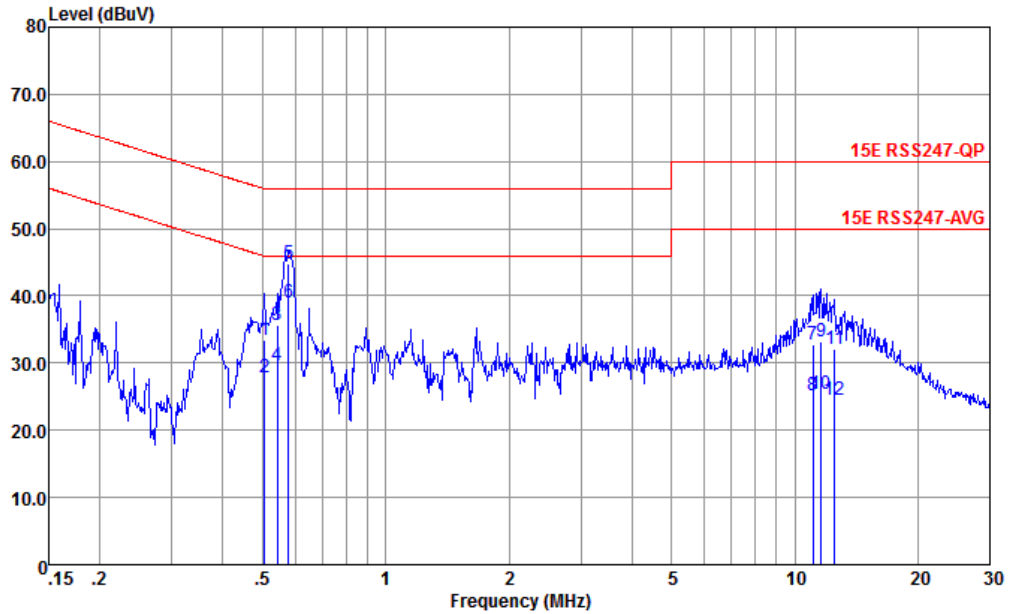


Site : CO01-KS
 Condition : 15E RSS247-QP LISN-060105-LINE LINE

	Freq	Level	Over	Limit	Read	LISN	Cable	Remark
	MHz	dBuV	Limit	Line	Level	Factor	Loss	
			dB	dBuV	dBuV	dB	dB	
1	0.497	31.28	-24.77	56.05	21.10	-0.03	10.21	QP
2	0.497	19.48	-26.57	46.05	9.30	-0.03	10.21	Average
3 *	0.582	40.63	-15.37	56.00	30.50	-0.06	10.19	QP
4	0.582	29.43	-16.57	46.00	19.30	-0.06	10.19	Average
5	0.712	26.67	-29.33	56.00	16.60	-0.09	10.16	QP
6	0.712	16.27	-29.73	46.00	6.20	-0.09	10.16	Average
7	11.139	33.96	-26.04	60.00	23.29	-0.18	10.85	QP
8	11.139	22.26	-27.74	50.00	11.59	-0.18	10.85	Average
9	11.745	34.26	-25.74	60.00	23.51	-0.19	10.94	QP
10	11.745	22.96	-27.04	50.00	12.21	-0.19	10.94	Average
11	13.127	32.09	-27.91	60.00	21.20	-0.20	11.09	QP
12	13.127	20.19	-29.81	50.00	9.30	-0.20	11.09	Average



Test Engineer :	Amos Zhang	Temperature :	25.3~26.2°C
		Relative Humidity :	38~40%
Test Voltage :	120Vac / 60Hz	Phase :	Neutral
Remark :	All emissions not reported here are more than 10 dB below the prescribed limit.		



Site : CO01-KS
 Condition : 15E RSS247-QP LISN-060105-NEUTRAL NEUTRAL

	Freq	Level	Over Limit	Limit Line	Read Level	LISN Factor	Cable Loss	Remark
	MHz	dBuV	dB	dBuV	dBuV	dB	dB	
1	0.505	33.33	-22.67	56.00	23.20	-0.08	10.21	QP
2	0.505	27.93	-18.07	46.00	17.80	-0.08	10.21	Average
3	0.544	35.61	-20.39	56.00	25.49	-0.08	10.20	QP
4	0.544	29.71	-16.29	46.00	19.59	-0.08	10.20	Average
5	0.579	44.70	-11.30	56.00	34.59	-0.08	10.19	QP
6 *	0.579	39.00	-7.00	46.00	28.89	-0.08	10.19	Average
7	11.080	32.85	-27.15	60.00	22.20	-0.19	10.84	QP
8	11.080	25.25	-24.75	50.00	14.60	-0.19	10.84	Average
9	11.621	33.24	-26.76	60.00	22.50	-0.19	10.93	QP
10	11.621	25.34	-24.66	50.00	14.60	-0.19	10.93	Average
11	12.516	32.05	-27.95	60.00	21.20	-0.18	11.03	QP
12	12.516	24.45	-25.55	50.00	13.60	-0.18	11.03	Average

Note:

- Level(dBμV) = Read Level(dBμV) + LISN Factor(dB) + Cable Loss(dB)
- Over Limit(dB) = Level(dBμV) – Limit Line(dBμV)



Appendix C. Radiated Spurious Emission

Test Engineer :	Carry Xu	Temperature :	22 ~ 23 °C
		Relative Humidity :	41 ~ 42 %

Radiated Spurious Emission Test Modes

Mode	Band	Band (GHz)	Modulation	Channel	Frequency	Data Rate	RU	Remark
Mode 1	U-NII-3	5.725-5.85	802.11a	149	5745	6Mbps	-	-
Mode 2	U-NII-3	5.725-5.85	802.11a	157	5785	6Mbps	-	-
Mode 3	U-NII-3	5.725-5.85	802.11a	165	5825	6Mbps	-	-
Mode 4	U-NII-3	5.725-5.85	802.11ac VHT20	149	5745	MCS0	-	-
Mode 5	U-NII-3	5.725-5.85	802.11ac VHT20	157	5785	MCS0	-	-
Mode 6	U-NII-3	5.725-5.85	802.11ac VHT20	165	5825	MCS0	-	-
Mode 7	U-NII-3	5.725-5.85	802.11ac VHT40	151	5755	MCS0	-	-
Mode 8	U-NII-3	5.725-5.85	802.11ac VHT40	159	5795	MCS0	-	-
Mode 9	U-NII-3	5.725-5.85	802.11ac VHT80	155	5775	MCS0	-	-



Summary of each worse mode

Mode	Modulation	Ch.	Freq. (MHz)	Level (dBuV/m)	Limit (dBuV/m)	Margin (dB)	Pol.	Peak Avg.	Result	Remark
1	802.11a	149	5649.88	54.72	68.30	-13.58	V	PEAK	Pass	Band Edge
1	802.11a	149	11490.00	46.85	74.00	-27.15	V	PEAK	Pass	Harmonic
2	802.11a	157	-	-	-	-	-	-	-	Band Edge
2	802.11a	157	11570.00	46.08	74.00	-27.92	H	PEAK	Pass	Harmonic
3	802.11a	165	5941.50	55.29	68.30	-13.01	V	PEAK	Pass	Band Edge
3	802.11a	165	11650.00	45.88	74.00	-28.12	H	PEAK	Pass	Harmonic
4	802.11ac VHT20	149	5618.42	55.02	68.30	-13.28	V	PEAK	Pass	Band Edge
4	802.11ac VHT20	149	11490.00	46.65	74.00	-27.35	H	PEAK	Pass	Harmonic
5	802.11ac VHT20	157	-	-	-	-	-	-	-	Band Edge
5	802.11ac VHT20	157	11570.00	46.11	74.00	-27.89	H	PEAK	Pass	Harmonic
6	802.11ac VHT20	165	5936.88	55.24	68.30	-13.06	V	PEAK	Pass	Band Edge
6	802.11ac VHT20	165	11650.00	46.74	74.00	-27.26	V	PEAK	Pass	Harmonic
7	802.11ac VHT40	151	5621.24	56.48	68.30	-11.82	H	PEAK	Pass	Band Edge
7	802.11ac VHT40	151	11510.00	46.65	74.00	-27.35	H	PEAK	Pass	Harmonic
8	802.11ac VHT40	159	5936.21	55.42	68.30	-12.88	V	PEAK	Pass	Band Edge
8	802.11ac VHT40	159	11590.00	46.10	74.00	-27.90	V	PEAK	Pass	Harmonic
9	802.11ac VHT80	155	5948.78	56.09	68.30	-12.21	H	PEAK	Pass	Band Edge
9	802.11ac VHT80	155	11550.00	47.49	74.00	-26.51	V	PEAK	Pass	Harmonic



Mode		1																																																																																																																
		Band Edge																																																																																																																
		U-NII-3_5.725-5.85_802.11a_CH149_5745MHz																																																																																																																
Pol.	Horizontal					Fundamental																																																																																																												
Peak																																																																																																																		
	<table border="1"> <thead> <tr> <th>Limit</th> <th>Read</th> <th>Ant</th> <th>Cable</th> <th>Preamp</th> <th>Aux</th> <th>APos</th> <th>TPos</th> <th colspan="2">Remark</th> </tr> <tr> <th>Freq</th> <th>Level</th> <th>Line Margin</th> <th>Level</th> <th>Factor</th> <th>Loss Factor</th> <th>Factor</th> <th></th> <th>cm</th> <th>deg</th> </tr> </thead> <tbody> <tr> <td>1</td> <td>5604.93</td> <td>54.64</td> <td>68.30</td> <td>-13.66</td> <td>41.87</td> <td>34.60</td> <td>10.25</td> <td>32.08</td> <td>0.00</td> <td>322</td> <td>233</td> <td>PEAK</td> </tr> <tr> <td>2</td> <td>5651.48</td> <td>53.08</td> <td>69.40</td> <td>-16.32</td> <td>40.33</td> <td>34.55</td> <td>10.29</td> <td>32.09</td> <td>0.00</td> <td>322</td> <td>233</td> <td>PEAK</td> </tr> <tr> <td>3</td> <td>5702.66</td> <td>53.50</td> <td>106.05</td> <td>-52.55</td> <td>40.71</td> <td>34.51</td> <td>10.33</td> <td>32.05</td> <td>0.00</td> <td>322</td> <td>233</td> <td>PEAK</td> </tr> <tr> <td>4</td> <td>5720.21</td> <td>53.80</td> <td>111.37</td> <td>-57.57</td> <td>40.96</td> <td>34.53</td> <td>10.34</td> <td>32.03</td> <td>0.00</td> <td>322</td> <td>233</td> <td>PEAK</td> </tr> </tbody> </table>					Limit	Read	Ant	Cable	Preamp	Aux	APos	TPos	Remark		Freq	Level	Line Margin	Level	Factor	Loss Factor	Factor		cm	deg	1	5604.93	54.64	68.30	-13.66	41.87	34.60	10.25	32.08	0.00	322	233	PEAK	2	5651.48	53.08	69.40	-16.32	40.33	34.55	10.29	32.09	0.00	322	233	PEAK	3	5702.66	53.50	106.05	-52.55	40.71	34.51	10.33	32.05	0.00	322	233	PEAK	4	5720.21	53.80	111.37	-57.57	40.96	34.53	10.34	32.03	0.00	322	233	PEAK	<table border="1"> <thead> <tr> <th>Limit</th> <th>Read</th> <th>Ant</th> <th>Cable</th> <th>Preamp</th> <th>Aux</th> <th>APos</th> <th>TPos</th> <th colspan="2">Remark</th> </tr> <tr> <th>Freq</th> <th>Level</th> <th>Line Margin</th> <th>Level</th> <th>Factor</th> <th>Loss Factor</th> <th>Factor</th> <th></th> <th>cm</th> <th>deg</th> </tr> </thead> <tbody> <tr> <td>1</td> <td>5745.00</td> <td>93.98</td> <td>-----</td> <td>-----</td> <td>81.08</td> <td>34.55</td> <td>10.36</td> <td>32.01</td> <td>0.00</td> <td>322</td> <td>233</td> <td>PEAK</td> </tr> </tbody> </table>					Limit	Read	Ant	Cable	Preamp	Aux	APos	TPos	Remark		Freq	Level	Line Margin	Level	Factor	Loss Factor	Factor		cm	deg	1	5745.00	93.98	-----	-----	81.08	34.55	10.36	32.01	0.00	322	233
Limit	Read	Ant	Cable	Preamp	Aux	APos	TPos	Remark																																																																																																										
Freq	Level	Line Margin	Level	Factor	Loss Factor	Factor		cm	deg																																																																																																									
1	5604.93	54.64	68.30	-13.66	41.87	34.60	10.25	32.08	0.00	322	233	PEAK																																																																																																						
2	5651.48	53.08	69.40	-16.32	40.33	34.55	10.29	32.09	0.00	322	233	PEAK																																																																																																						
3	5702.66	53.50	106.05	-52.55	40.71	34.51	10.33	32.05	0.00	322	233	PEAK																																																																																																						
4	5720.21	53.80	111.37	-57.57	40.96	34.53	10.34	32.03	0.00	322	233	PEAK																																																																																																						
Limit	Read	Ant	Cable	Preamp	Aux	APos	TPos	Remark																																																																																																										
Freq	Level	Line Margin	Level	Factor	Loss Factor	Factor		cm	deg																																																																																																									
1	5745.00	93.98	-----	-----	81.08	34.55	10.36	32.01	0.00	322	233	PEAK																																																																																																						
Avg	Blank																																																																																																																	
						<table border="1"> <thead> <tr> <th>Limit</th> <th>Read</th> <th>Ant</th> <th>Cable</th> <th>Preamp</th> <th>Aux</th> <th>APos</th> <th>TPos</th> <th colspan="2">Remark</th> </tr> <tr> <th>Freq</th> <th>Level</th> <th>Line Margin</th> <th>Level</th> <th>Factor</th> <th>Loss Factor</th> <th>Factor</th> <th></th> <th>cm</th> <th>deg</th> </tr> </thead> <tbody> <tr> <td>1</td> <td>5745.00</td> <td>85.26</td> <td>-----</td> <td>-----</td> <td>72.36</td> <td>34.55</td> <td>10.36</td> <td>32.01</td> <td>0.00</td> <td>322</td> <td>233</td> <td>AVERAGE</td> </tr> </tbody> </table>					Limit	Read	Ant	Cable	Preamp	Aux	APos	TPos	Remark		Freq	Level	Line Margin	Level	Factor	Loss Factor	Factor		cm	deg	1	5745.00	85.26	-----	-----	72.36	34.55	10.36	32.01	0.00	322	233	AVERAGE																																																																							
Limit	Read	Ant	Cable	Preamp	Aux	APos	TPos	Remark																																																																																																										
Freq	Level	Line Margin	Level	Factor	Loss Factor	Factor		cm	deg																																																																																																									
1	5745.00	85.26	-----	-----	72.36	34.55	10.36	32.01	0.00	322	233	AVERAGE																																																																																																						



Mode		1																																																																
		Band Edge																																																																
		U-NII-3_5.725-5.85_802.11a_CH149_5745MHz																																																																
Pol.	Vertical	Fundamental																																																																
Peak	<table border="1"> <thead> <tr> <th>1</th> <th>2</th> <th>3</th> <th>4</th> </tr> </thead> <tbody> <tr> <td>5649.88</td> <td>5650.03</td> <td>5710.49</td> <td>5720.21</td> </tr> <tr> <td>54.72</td> <td>52.51</td> <td>57.07</td> <td>58.14</td> </tr> <tr> <td>68.30</td> <td>68.32</td> <td>108.24</td> <td>111.37</td> </tr> <tr> <td>-13.58</td> <td>-15.81</td> <td>-51.17</td> <td>-53.23</td> </tr> <tr> <td>41.98</td> <td>39.77</td> <td>44.26</td> <td>45.30</td> </tr> <tr> <td>34.55</td> <td>34.55</td> <td>34.52</td> <td>34.53</td> </tr> <tr> <td>10.28</td> <td>10.28</td> <td>10.33</td> <td>10.34</td> </tr> <tr> <td>32.09</td> <td>32.09</td> <td>32.04</td> <td>32.03</td> </tr> <tr> <td>0.00</td> <td>0.00</td> <td>0.00</td> <td>0.00</td> </tr> <tr> <td>235</td> <td>235</td> <td>235</td> <td>235</td> </tr> <tr> <td>222</td> <td>222</td> <td>222</td> <td>222</td> </tr> <tr> <td>PEAK</td> <td>PEAK</td> <td>PEAK</td> <td>PEAK</td> </tr> </tbody> </table>	1	2	3	4	5649.88	5650.03	5710.49	5720.21	54.72	52.51	57.07	58.14	68.30	68.32	108.24	111.37	-13.58	-15.81	-51.17	-53.23	41.98	39.77	44.26	45.30	34.55	34.55	34.52	34.53	10.28	10.28	10.33	10.34	32.09	32.09	32.04	32.03	0.00	0.00	0.00	0.00	235	235	235	235	222	222	222	222	PEAK	PEAK	PEAK	PEAK	<table border="1"> <thead> <tr> <th>1</th> </tr> </thead> <tbody> <tr> <td>5745.00</td> </tr> <tr> <td>107.29</td> </tr> <tr> <td>-----</td> </tr> <tr> <td>94.39</td> </tr> <tr> <td>34.55</td> </tr> <tr> <td>10.36</td> </tr> <tr> <td>32.01</td> </tr> <tr> <td>0.00</td> </tr> <tr> <td>235</td> </tr> <tr> <td>222</td> </tr> <tr> <td>PEAK</td> </tr> </tbody> </table>	1	5745.00	107.29	-----	94.39	34.55	10.36	32.01	0.00	235	222	PEAK
	1	2	3	4																																																														
5649.88	5650.03	5710.49	5720.21																																																															
54.72	52.51	57.07	58.14																																																															
68.30	68.32	108.24	111.37																																																															
-13.58	-15.81	-51.17	-53.23																																																															
41.98	39.77	44.26	45.30																																																															
34.55	34.55	34.52	34.53																																																															
10.28	10.28	10.33	10.34																																																															
32.09	32.09	32.04	32.03																																																															
0.00	0.00	0.00	0.00																																																															
235	235	235	235																																																															
222	222	222	222																																																															
PEAK	PEAK	PEAK	PEAK																																																															
1																																																																		
5745.00																																																																		
107.29																																																																		

94.39																																																																		
34.55																																																																		
10.36																																																																		
32.01																																																																		
0.00																																																																		
235																																																																		
222																																																																		
PEAK																																																																		
Avg	Blank	<table border="1"> <thead> <tr> <th>1</th> </tr> </thead> <tbody> <tr> <td>5745.00</td> </tr> <tr> <td>98.31</td> </tr> <tr> <td>-----</td> </tr> <tr> <td>85.41</td> </tr> <tr> <td>34.55</td> </tr> <tr> <td>10.36</td> </tr> <tr> <td>32.01</td> </tr> <tr> <td>0.00</td> </tr> <tr> <td>235</td> </tr> <tr> <td>222</td> </tr> <tr> <td>AVERAGE</td> </tr> </tbody> </table>	1	5745.00	98.31	-----	85.41	34.55	10.36	32.01	0.00	235	222	AVERAGE																																																				
1																																																																		
5745.00																																																																		
98.31																																																																		

85.41																																																																		
34.55																																																																		
10.36																																																																		
32.01																																																																		
0.00																																																																		
235																																																																		
222																																																																		
AVERAGE																																																																		



Mode	1																																																																																		
	Harmonic																																																																																		
	U-NII-3_5.725-5.85_802.11a_CH149_5745MHz																																																																																		
Pol.	Horizontal	Vertical																																																																																	
Peak Avg	<table border="1"> <thead> <tr> <th>Limit</th> <th>Read</th> <th>Ant</th> <th>Cable</th> <th>Preamp</th> <th>Aux</th> <th>APos</th> <th>TPos</th> <th>Remark</th> </tr> <tr> <th>Freq</th> <th>Level</th> <th>Line</th> <th>Margin</th> <th>Level</th> <th>Factor</th> <th>Loss</th> <th>Factor</th> <th>Factor</th> </tr> <tr> <th>MHz</th> <th>dBuV/m</th> <th>dBuV/m</th> <th>dB</th> <th>dBuV</th> <th>dB/m</th> <th>dB</th> <th>dB</th> <th>cm</th> <th>deg</th> </tr> </thead> <tbody> <tr> <td>1 11490.00</td> <td>46.20</td> <td>74.00</td> <td>-27.80</td> <td>54.52</td> <td>38.29</td> <td>14.91</td> <td>61.52</td> <td>0.00</td> <td>100</td> <td>0</td> <td>PEAK</td> </tr> </tbody> </table>	Limit	Read	Ant	Cable	Preamp	Aux	APos	TPos	Remark	Freq	Level	Line	Margin	Level	Factor	Loss	Factor	Factor	MHz	dBuV/m	dBuV/m	dB	dBuV	dB/m	dB	dB	cm	deg	1 11490.00	46.20	74.00	-27.80	54.52	38.29	14.91	61.52	0.00	100	0	PEAK	<table border="1"> <thead> <tr> <th>Limit</th> <th>Over</th> <th>Read</th> <th>Ant</th> <th>Cable</th> <th>Preamp</th> <th>Aux</th> <th>APos</th> <th>TPos</th> <th>Remark</th> </tr> <tr> <th>Freq</th> <th>Level</th> <th>Line</th> <th>Limit</th> <th>Level</th> <th>Factor</th> <th>Loss</th> <th>Factor</th> <th>Factor</th> </tr> <tr> <th>MHz</th> <th>dBuV/m</th> <th>dBuV/m</th> <th>dB</th> <th>dBuV</th> <th>dB/m</th> <th>dB</th> <th>dB</th> <th>cm</th> <th>deg</th> </tr> </thead> <tbody> <tr> <td>1 11490.00</td> <td>46.85</td> <td>74.00</td> <td>-27.15</td> <td>55.17</td> <td>38.29</td> <td>14.91</td> <td>61.52</td> <td>0.00</td> <td>300</td> <td>0</td> <td>PEAK</td> </tr> </tbody> </table>	Limit	Over	Read	Ant	Cable	Preamp	Aux	APos	TPos	Remark	Freq	Level	Line	Limit	Level	Factor	Loss	Factor	Factor	MHz	dBuV/m	dBuV/m	dB	dBuV	dB/m	dB	dB	cm	deg	1 11490.00	46.85	74.00	-27.15	55.17	38.29	14.91	61.52	0.00	300	0	PEAK
Limit	Read	Ant	Cable	Preamp	Aux	APos	TPos	Remark																																																																											
Freq	Level	Line	Margin	Level	Factor	Loss	Factor	Factor																																																																											
MHz	dBuV/m	dBuV/m	dB	dBuV	dB/m	dB	dB	cm	deg																																																																										
1 11490.00	46.20	74.00	-27.80	54.52	38.29	14.91	61.52	0.00	100	0	PEAK																																																																								
Limit	Over	Read	Ant	Cable	Preamp	Aux	APos	TPos	Remark																																																																										
Freq	Level	Line	Limit	Level	Factor	Loss	Factor	Factor																																																																											
MHz	dBuV/m	dBuV/m	dB	dBuV	dB/m	dB	dB	cm	deg																																																																										
1 11490.00	46.85	74.00	-27.15	55.17	38.29	14.91	61.52	0.00	300	0	PEAK																																																																								

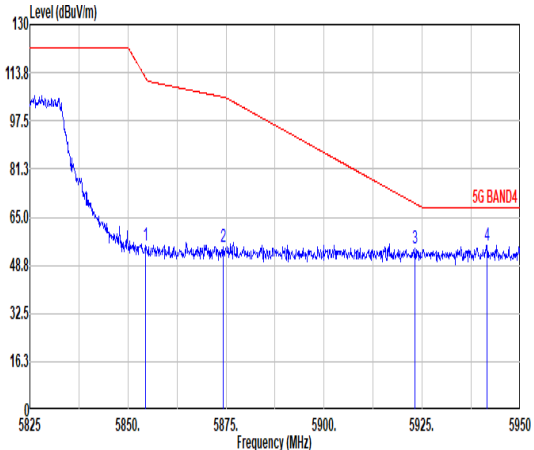
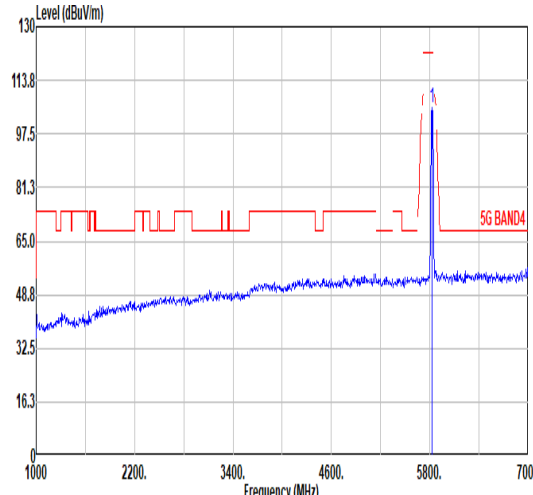
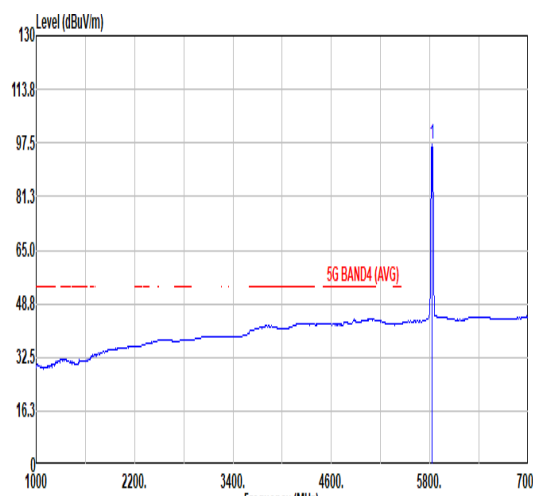


Mode	2																																																																																					
	Harmonic																																																																																					
	U-NII-3_5.725-5.85_802.11a_CH157_5785MHz																																																																																					
Pol.	Horizontal	Vertical																																																																																				
Peak Avg	<table border="1"> <thead> <tr> <th>Limit</th> <th>Over</th> <th>Read</th> <th>Ant</th> <th>Cable</th> <th>Preamp</th> <th>Aux</th> <th>APos</th> <th>TPos</th> <th>Remark</th> </tr> <tr> <th>Freq</th> <th>Level</th> <th>Line</th> <th>Limit</th> <th>Level</th> <th>Factor</th> <th>Loss</th> <th>Factor</th> <th>Factor</th> <th></th> </tr> <tr> <th>MHz</th> <th>dBuV/m</th> <th>dBuV/m</th> <th>dB</th> <th>dBuV</th> <th>dB/m</th> <th>dB</th> <th>dB</th> <th>dB</th> <th>cm</th> <th>deg</th> </tr> </thead> <tbody> <tr> <td>1 11570.00</td> <td>46.08</td> <td>74.00</td> <td>-27.92</td> <td>54.24</td> <td>38.36</td> <td>14.97</td> <td>61.49</td> <td>0.00</td> <td>100</td> <td>0</td> <td>PEAK</td> </tr> </tbody> </table>	Limit	Over	Read	Ant	Cable	Preamp	Aux	APos	TPos	Remark	Freq	Level	Line	Limit	Level	Factor	Loss	Factor	Factor		MHz	dBuV/m	dBuV/m	dB	dBuV	dB/m	dB	dB	dB	cm	deg	1 11570.00	46.08	74.00	-27.92	54.24	38.36	14.97	61.49	0.00	100	0	PEAK	<table border="1"> <thead> <tr> <th>Limit</th> <th>Read</th> <th>Ant</th> <th>Cable</th> <th>Preamp</th> <th>Aux</th> <th>APos</th> <th>TPos</th> <th>Remark</th> </tr> <tr> <th>Freq</th> <th>Level</th> <th>Line</th> <th>Margin</th> <th>Level</th> <th>Factor</th> <th>Loss</th> <th>Factor</th> <th>Factor</th> </tr> <tr> <th>MHz</th> <th>dBuV/m</th> <th>dBuV/m</th> <th>dB</th> <th>dBuV</th> <th>dB/m</th> <th>dB</th> <th>dB</th> <th>dB</th> <th>cm</th> <th>deg</th> </tr> </thead> <tbody> <tr> <td>1 11570.00</td> <td>45.89</td> <td>74.00</td> <td>-28.11</td> <td>54.05</td> <td>38.36</td> <td>14.97</td> <td>61.49</td> <td>0.00</td> <td>300</td> <td>0</td> <td>PEAK</td> </tr> </tbody> </table>	Limit	Read	Ant	Cable	Preamp	Aux	APos	TPos	Remark	Freq	Level	Line	Margin	Level	Factor	Loss	Factor	Factor	MHz	dBuV/m	dBuV/m	dB	dBuV	dB/m	dB	dB	dB	cm	deg	1 11570.00	45.89	74.00	-28.11	54.05	38.36	14.97	61.49	0.00	300	0	PEAK
Limit	Over	Read	Ant	Cable	Preamp	Aux	APos	TPos	Remark																																																																													
Freq	Level	Line	Limit	Level	Factor	Loss	Factor	Factor																																																																														
MHz	dBuV/m	dBuV/m	dB	dBuV	dB/m	dB	dB	dB	cm	deg																																																																												
1 11570.00	46.08	74.00	-27.92	54.24	38.36	14.97	61.49	0.00	100	0	PEAK																																																																											
Limit	Read	Ant	Cable	Preamp	Aux	APos	TPos	Remark																																																																														
Freq	Level	Line	Margin	Level	Factor	Loss	Factor	Factor																																																																														
MHz	dBuV/m	dBuV/m	dB	dBuV	dB/m	dB	dB	dB	cm	deg																																																																												
1 11570.00	45.89	74.00	-28.11	54.05	38.36	14.97	61.49	0.00	300	0	PEAK																																																																											



		3																																																																																																																							
Mode	Band Edge																																																																																																																								
	U-NII-3_5.725-5.85_802.11a_CH165_5825MHz																																																																																																																								
Pol.	Horizontal		Fundamental																																																																																																																						
Peak																																																																																																																									
	<table border="1"> <thead> <tr> <th>Limit</th> <th>Read</th> <th>Ant</th> <th>Cable</th> <th>Preamp</th> <th>Aux</th> <th>APos</th> <th>TPos</th> <th>Remark</th> </tr> <tr> <th>Freq</th> <th>Level</th> <th>Line</th> <th>Margin</th> <th>Level</th> <th>Factor</th> <th>Loss</th> <th>Factor</th> <th>Factor</th> </tr> <tr> <th>MHz</th> <th>dBuV/m</th> <th>dBuV/m</th> <th>dB</th> <th>dBuV</th> <th>dB/m</th> <th>dB</th> <th>dB</th> <th>dB</th> </tr> </thead> <tbody> <tr> <td>1</td> <td>5855.00</td> <td>52.28</td> <td>110.90</td> <td>-58.62</td> <td>38.93</td> <td>34.84</td> <td>10.45</td> <td>31.94</td> <td>0.00</td> <td>300</td> <td>206</td> <td>PEAK</td> </tr> <tr> <td>2</td> <td>5874.50</td> <td>55.65</td> <td>105.44</td> <td>-49.79</td> <td>42.21</td> <td>34.92</td> <td>10.47</td> <td>31.95</td> <td>0.00</td> <td>300</td> <td>206</td> <td>PEAK</td> </tr> <tr> <td>3</td> <td>5924.63</td> <td>53.88</td> <td>68.58</td> <td>-14.70</td> <td>40.24</td> <td>35.11</td> <td>10.52</td> <td>31.99</td> <td>0.00</td> <td>300</td> <td>206</td> <td>PEAK</td> </tr> <tr> <td>4</td> <td>5936.25</td> <td>54.95</td> <td>68.30</td> <td>-13.35</td> <td>41.26</td> <td>35.16</td> <td>10.53</td> <td>32.00</td> <td>0.00</td> <td>300</td> <td>206</td> <td>PEAK</td> </tr> </tbody> </table>		Limit	Read	Ant	Cable	Preamp	Aux	APos	TPos	Remark	Freq	Level	Line	Margin	Level	Factor	Loss	Factor	Factor	MHz	dBuV/m	dBuV/m	dB	dBuV	dB/m	dB	dB	dB	1	5855.00	52.28	110.90	-58.62	38.93	34.84	10.45	31.94	0.00	300	206	PEAK	2	5874.50	55.65	105.44	-49.79	42.21	34.92	10.47	31.95	0.00	300	206	PEAK	3	5924.63	53.88	68.58	-14.70	40.24	35.11	10.52	31.99	0.00	300	206	PEAK	4	5936.25	54.95	68.30	-13.35	41.26	35.16	10.53	32.00	0.00	300	206	PEAK	<table border="1"> <thead> <tr> <th>Limit</th> <th>Read</th> <th>Ant</th> <th>Cable</th> <th>Preamp</th> <th>Aux</th> <th>APos</th> <th>TPos</th> <th>Remark</th> </tr> <tr> <th>Freq</th> <th>Level</th> <th>Line</th> <th>Margin</th> <th>Level</th> <th>Factor</th> <th>Loss</th> <th>Factor</th> <th>Factor</th> </tr> <tr> <th>MHz</th> <th>dBuV/m</th> <th>dBuV/m</th> <th>dB</th> <th>dBuV</th> <th>dB/m</th> <th>dB</th> <th>dB</th> <th>dB</th> </tr> </thead> <tbody> <tr> <td>1</td> <td>5825.00</td> <td>86.21</td> <td>-----</td> <td>-----</td> <td>72.98</td> <td>34.74</td> <td>10.43</td> <td>31.94</td> <td>0.00</td> <td>300</td> <td>206</td> <td>PEAK</td> </tr> </tbody> </table>	Limit	Read	Ant	Cable	Preamp	Aux	APos	TPos	Remark	Freq	Level	Line	Margin	Level	Factor	Loss	Factor	Factor	MHz	dBuV/m	dBuV/m	dB	dBuV	dB/m	dB	dB	dB	1	5825.00	86.21	-----	-----	72.98	34.74	10.43	31.94	0.00	300	206
Limit	Read	Ant	Cable	Preamp	Aux	APos	TPos	Remark																																																																																																																	
Freq	Level	Line	Margin	Level	Factor	Loss	Factor	Factor																																																																																																																	
MHz	dBuV/m	dBuV/m	dB	dBuV	dB/m	dB	dB	dB																																																																																																																	
1	5855.00	52.28	110.90	-58.62	38.93	34.84	10.45	31.94	0.00	300	206	PEAK																																																																																																													
2	5874.50	55.65	105.44	-49.79	42.21	34.92	10.47	31.95	0.00	300	206	PEAK																																																																																																													
3	5924.63	53.88	68.58	-14.70	40.24	35.11	10.52	31.99	0.00	300	206	PEAK																																																																																																													
4	5936.25	54.95	68.30	-13.35	41.26	35.16	10.53	32.00	0.00	300	206	PEAK																																																																																																													
Limit	Read	Ant	Cable	Preamp	Aux	APos	TPos	Remark																																																																																																																	
Freq	Level	Line	Margin	Level	Factor	Loss	Factor	Factor																																																																																																																	
MHz	dBuV/m	dBuV/m	dB	dBuV	dB/m	dB	dB	dB																																																																																																																	
1	5825.00	86.21	-----	-----	72.98	34.74	10.43	31.94	0.00	300	206	PEAK																																																																																																													
Avg	Blank																																																																																																																								
			<table border="1"> <thead> <tr> <th>Limit</th> <th>Read</th> <th>Ant</th> <th>Cable</th> <th>Preamp</th> <th>Aux</th> <th>APos</th> <th>TPos</th> <th>Remark</th> </tr> <tr> <th>Freq</th> <th>Level</th> <th>Line</th> <th>Margin</th> <th>Level</th> <th>Factor</th> <th>Loss</th> <th>Factor</th> <th>Factor</th> </tr> <tr> <th>MHz</th> <th>dBuV/m</th> <th>dBuV/m</th> <th>dB</th> <th>dBuV</th> <th>dB/m</th> <th>dB</th> <th>dB</th> <th>dB</th> </tr> </thead> <tbody> <tr> <td>1</td> <td>5825.00</td> <td>77.67</td> <td>-----</td> <td>-----</td> <td>64.47</td> <td>34.72</td> <td>10.43</td> <td>31.95</td> <td>0.00</td> <td>300</td> <td>206</td> <td>AVERAGE</td> </tr> </tbody> </table>	Limit	Read	Ant	Cable	Preamp	Aux	APos	TPos	Remark	Freq	Level	Line	Margin	Level	Factor	Loss	Factor	Factor	MHz	dBuV/m	dBuV/m	dB	dBuV	dB/m	dB	dB	dB	1	5825.00	77.67	-----	-----	64.47	34.72	10.43	31.95	0.00	300	206	AVERAGE																																																																														
Limit	Read	Ant	Cable	Preamp	Aux	APos	TPos	Remark																																																																																																																	
Freq	Level	Line	Margin	Level	Factor	Loss	Factor	Factor																																																																																																																	
MHz	dBuV/m	dBuV/m	dB	dBuV	dB/m	dB	dB	dB																																																																																																																	
1	5825.00	77.67	-----	-----	64.47	34.72	10.43	31.95	0.00	300	206	AVERAGE																																																																																																													



		3																																																																																																																									
Mode	Band Edge																																																																																																																										
	U-NII-3_5.725-5.85_802.11a_CH165_5825MHz																																																																																																																										
Pol.	Vertical	Fundamental																																																																																																																									
Peak	 <table border="1"> <thead> <tr> <th>Limit</th> <th>Read</th> <th>Ant</th> <th>Cable</th> <th>Preamp</th> <th>Aux</th> <th>APos</th> <th>TPos</th> <th>Remark</th> </tr> <tr> <th>Freq</th> <th>Level</th> <th>Line Margin</th> <th>Level</th> <th>Factor</th> <th>Loss Factor</th> <th>Factor</th> <th></th> <th></th> </tr> <tr> <th>MHz</th> <th>dBuV/m</th> <th>dBuV/m</th> <th>dB</th> <th>dBuV</th> <th>dB/m</th> <th>dB</th> <th>dB</th> <th>cm</th> <th>deg</th> </tr> </thead> <tbody> <tr> <td>1</td> <td>5854.50</td> <td>55.52</td> <td>112.04</td> <td>-56.52</td> <td>42.17</td> <td>34.84</td> <td>10.45</td> <td>31.94</td> <td>0.00</td> <td>300</td> <td>125</td> <td>PEAK</td> </tr> <tr> <td>2</td> <td>5874.25</td> <td>55.18</td> <td>105.51</td> <td>-50.33</td> <td>41.75</td> <td>34.91</td> <td>10.47</td> <td>31.95</td> <td>0.00</td> <td>300</td> <td>125</td> <td>PEAK</td> </tr> <tr> <td>3</td> <td>5923.13</td> <td>54.54</td> <td>69.68</td> <td>-15.14</td> <td>40.91</td> <td>35.11</td> <td>10.51</td> <td>31.99</td> <td>0.00</td> <td>300</td> <td>125</td> <td>PEAK</td> </tr> <tr> <td>4</td> <td>5941.50</td> <td>55.29</td> <td>68.30</td> <td>-13.01</td> <td>41.58</td> <td>35.18</td> <td>10.53</td> <td>32.00</td> <td>0.00</td> <td>300</td> <td>125</td> <td>PEAK</td> </tr> </tbody> </table>	Limit	Read	Ant	Cable	Preamp	Aux	APos	TPos	Remark	Freq	Level	Line Margin	Level	Factor	Loss Factor	Factor			MHz	dBuV/m	dBuV/m	dB	dBuV	dB/m	dB	dB	cm	deg	1	5854.50	55.52	112.04	-56.52	42.17	34.84	10.45	31.94	0.00	300	125	PEAK	2	5874.25	55.18	105.51	-50.33	41.75	34.91	10.47	31.95	0.00	300	125	PEAK	3	5923.13	54.54	69.68	-15.14	40.91	35.11	10.51	31.99	0.00	300	125	PEAK	4	5941.50	55.29	68.30	-13.01	41.58	35.18	10.53	32.00	0.00	300	125	PEAK	 <table border="1"> <thead> <tr> <th>Limit</th> <th>Read</th> <th>Ant</th> <th>Cable</th> <th>Preamp</th> <th>Aux</th> <th>APos</th> <th>TPos</th> <th>Remark</th> </tr> <tr> <th>Freq</th> <th>Level</th> <th>Line Margin</th> <th>Level</th> <th>Factor</th> <th>Loss Factor</th> <th>Factor</th> <th></th> <th></th> </tr> <tr> <th>MHz</th> <th>dBuV/m</th> <th>dBuV/m</th> <th>dB</th> <th>dBuV</th> <th>dB/m</th> <th>dB</th> <th>dB</th> <th>cm</th> <th>deg</th> </tr> </thead> <tbody> <tr> <td>1</td> <td>5825.00</td> <td>105.51</td> <td>-----</td> <td>-----</td> <td>92.28</td> <td>34.74</td> <td>10.43</td> <td>31.94</td> <td>0.00</td> <td>300</td> <td>125</td> <td>PEAK</td> </tr> </tbody> </table>	Limit	Read	Ant	Cable	Preamp	Aux	APos	TPos	Remark	Freq	Level	Line Margin	Level	Factor	Loss Factor	Factor			MHz	dBuV/m	dBuV/m	dB	dBuV	dB/m	dB	dB	cm	deg	1	5825.00	105.51	-----	-----	92.28	34.74	10.43	31.94	0.00	300	125	PEAK
	Limit	Read	Ant	Cable	Preamp	Aux	APos	TPos	Remark																																																																																																																		
Freq	Level	Line Margin	Level	Factor	Loss Factor	Factor																																																																																																																					
MHz	dBuV/m	dBuV/m	dB	dBuV	dB/m	dB	dB	cm	deg																																																																																																																		
1	5854.50	55.52	112.04	-56.52	42.17	34.84	10.45	31.94	0.00	300	125	PEAK																																																																																																															
2	5874.25	55.18	105.51	-50.33	41.75	34.91	10.47	31.95	0.00	300	125	PEAK																																																																																																															
3	5923.13	54.54	69.68	-15.14	40.91	35.11	10.51	31.99	0.00	300	125	PEAK																																																																																																															
4	5941.50	55.29	68.30	-13.01	41.58	35.18	10.53	32.00	0.00	300	125	PEAK																																																																																																															
Limit	Read	Ant	Cable	Preamp	Aux	APos	TPos	Remark																																																																																																																			
Freq	Level	Line Margin	Level	Factor	Loss Factor	Factor																																																																																																																					
MHz	dBuV/m	dBuV/m	dB	dBuV	dB/m	dB	dB	cm	deg																																																																																																																		
1	5825.00	105.51	-----	-----	92.28	34.74	10.43	31.94	0.00	300	125	PEAK																																																																																																															
Avg	Blank	 <table border="1"> <thead> <tr> <th>Limit</th> <th>Read</th> <th>Ant</th> <th>Cable</th> <th>Preamp</th> <th>Aux</th> <th>APos</th> <th>TPos</th> <th>Remark</th> </tr> <tr> <th>Freq</th> <th>Level</th> <th>Line Margin</th> <th>Level</th> <th>Factor</th> <th>Loss Factor</th> <th>Factor</th> <th></th> <th></th> </tr> <tr> <th>MHz</th> <th>dBuV/m</th> <th>dBuV/m</th> <th>dB</th> <th>dBuV</th> <th>dB/m</th> <th>dB</th> <th>dB</th> <th>cm</th> <th>deg</th> </tr> </thead> <tbody> <tr> <td>1</td> <td>5825.00</td> <td>97.14</td> <td>-----</td> <td>-----</td> <td>83.91</td> <td>34.74</td> <td>10.43</td> <td>31.94</td> <td>0.00</td> <td>300</td> <td>125</td> <td>AVERAGE</td> </tr> </tbody> </table>		Limit	Read	Ant	Cable	Preamp	Aux	APos	TPos	Remark	Freq	Level	Line Margin	Level	Factor	Loss Factor	Factor			MHz	dBuV/m	dBuV/m	dB	dBuV	dB/m	dB	dB	cm	deg	1	5825.00	97.14	-----	-----	83.91	34.74	10.43	31.94	0.00	300	125	AVERAGE																																																																															
Limit	Read	Ant	Cable	Preamp	Aux	APos	TPos	Remark																																																																																																																			
Freq	Level	Line Margin	Level	Factor	Loss Factor	Factor																																																																																																																					
MHz	dBuV/m	dBuV/m	dB	dBuV	dB/m	dB	dB	cm	deg																																																																																																																		
1	5825.00	97.14	-----	-----	83.91	34.74	10.43	31.94	0.00	300	125	AVERAGE																																																																																																															



Mode	3																																																																																									
	Harmonic																																																																																									
	U-NII-3_5.725-5.85_802.11a_CH165_5825MHz																																																																																									
Pol.	Horizontal	Vertical																																																																																								
Peak Avg	<table border="1"> <thead> <tr> <th>Limit</th> <th>Over</th> <th>Read</th> <th>Ant</th> <th>Cable</th> <th>Preamp</th> <th>Aux</th> <th>APos</th> <th>TPos</th> <th>Remark</th> </tr> <tr> <th>Freq</th> <th>Level</th> <th>Line</th> <th>Limit</th> <th>Level</th> <th>Factor</th> <th>Loss</th> <th>Factor</th> <th>Factor</th> <th></th> </tr> <tr> <th>MHz</th> <th>dBuV/m</th> <th>dBuV/m</th> <th>dB</th> <th>dBuV</th> <th>dB/m</th> <th>dB</th> <th>dB</th> <th>dB</th> <th>cm</th> <th>deg</th> </tr> </thead> <tbody> <tr> <td>1</td> <td>11650.00</td> <td>45.88</td> <td>74.00</td> <td>-28.12</td> <td>53.88</td> <td>38.45</td> <td>15.02</td> <td>61.47</td> <td>0.00</td> <td>100</td> <td>0</td> <td>PEAK</td> </tr> </tbody> </table>	Limit	Over	Read	Ant	Cable	Preamp	Aux	APos	TPos	Remark	Freq	Level	Line	Limit	Level	Factor	Loss	Factor	Factor		MHz	dBuV/m	dBuV/m	dB	dBuV	dB/m	dB	dB	dB	cm	deg	1	11650.00	45.88	74.00	-28.12	53.88	38.45	15.02	61.47	0.00	100	0	PEAK	<table border="1"> <thead> <tr> <th>Limit</th> <th>Over</th> <th>Read</th> <th>Ant</th> <th>Cable</th> <th>Preamp</th> <th>Aux</th> <th>APos</th> <th>TPos</th> <th>Remark</th> </tr> <tr> <th>Freq</th> <th>Level</th> <th>Line</th> <th>Margin</th> <th>Level</th> <th>Factor</th> <th>Loss</th> <th>Factor</th> <th>Factor</th> <th></th> </tr> <tr> <th>MHz</th> <th>dBuV/m</th> <th>dBuV/m</th> <th>dB</th> <th>dBuV</th> <th>dB/m</th> <th>dB</th> <th>dB</th> <th>dB</th> <th>cm</th> <th>deg</th> </tr> </thead> <tbody> <tr> <td>1</td> <td>11650.00</td> <td>45.78</td> <td>74.00</td> <td>-28.22</td> <td>53.78</td> <td>38.45</td> <td>15.02</td> <td>61.47</td> <td>0.00</td> <td>300</td> <td>0</td> <td>PEAK</td> </tr> </tbody> </table>	Limit	Over	Read	Ant	Cable	Preamp	Aux	APos	TPos	Remark	Freq	Level	Line	Margin	Level	Factor	Loss	Factor	Factor		MHz	dBuV/m	dBuV/m	dB	dBuV	dB/m	dB	dB	dB	cm	deg	1	11650.00	45.78	74.00	-28.22	53.78	38.45	15.02	61.47	0.00	300	0	PEAK
Limit	Over	Read	Ant	Cable	Preamp	Aux	APos	TPos	Remark																																																																																	
Freq	Level	Line	Limit	Level	Factor	Loss	Factor	Factor																																																																																		
MHz	dBuV/m	dBuV/m	dB	dBuV	dB/m	dB	dB	dB	cm	deg																																																																																
1	11650.00	45.88	74.00	-28.12	53.88	38.45	15.02	61.47	0.00	100	0	PEAK																																																																														
Limit	Over	Read	Ant	Cable	Preamp	Aux	APos	TPos	Remark																																																																																	
Freq	Level	Line	Margin	Level	Factor	Loss	Factor	Factor																																																																																		
MHz	dBuV/m	dBuV/m	dB	dBuV	dB/m	dB	dB	dB	cm	deg																																																																																
1	11650.00	45.78	74.00	-28.22	53.78	38.45	15.02	61.47	0.00	300	0	PEAK																																																																														



		4																																																																																																																
Mode		Band Edge																																																																																																																
		U-NII-3_5.725-5.85_802.11ac_VHT20_CH149_Full_5745MHz																																																																																																																
Pol.		Horizontal					Fundamental																																																																																																											
Peak																																																																																																																		
	<table border="1"> <thead> <tr> <th>Limit</th> <th>Read</th> <th>Ant</th> <th>Cable</th> <th>Preamp</th> <th>Aux</th> <th>APos</th> <th>TPos</th> <th colspan="2">Remark</th> </tr> <tr> <th>Freq</th> <th>Level</th> <th>Line Margin</th> <th>Level</th> <th>Factor</th> <th>Loss Factor</th> <th>Factor</th> <th></th> <th>cm</th> <th>deg</th> </tr> </thead> <tbody> <tr> <td>1</td> <td>5613.63</td> <td>54.70</td> <td>68.30</td> <td>-13.60</td> <td>41.93</td> <td>34.59</td> <td>10.26</td> <td>32.08</td> <td>0.00</td> <td>372</td> <td>231</td> <td>PEAK</td> </tr> <tr> <td>2</td> <td>5651.33</td> <td>54.01</td> <td>69.29</td> <td>-15.28</td> <td>41.26</td> <td>34.55</td> <td>10.29</td> <td>32.09</td> <td>0.00</td> <td>372</td> <td>231</td> <td>PEAK</td> </tr> <tr> <td>3</td> <td>5701.50</td> <td>53.18</td> <td>105.72</td> <td>-52.54</td> <td>40.39</td> <td>34.51</td> <td>10.33</td> <td>32.05</td> <td>0.00</td> <td>372</td> <td>231</td> <td>PEAK</td> </tr> <tr> <td>4</td> <td>5720.21</td> <td>53.48</td> <td>111.37</td> <td>-57.89</td> <td>40.64</td> <td>34.53</td> <td>10.34</td> <td>32.03</td> <td>0.00</td> <td>372</td> <td>231</td> <td>PEAK</td> </tr> </tbody> </table>					Limit	Read	Ant	Cable	Preamp	Aux	APos	TPos	Remark		Freq	Level	Line Margin	Level	Factor	Loss Factor	Factor		cm	deg	1	5613.63	54.70	68.30	-13.60	41.93	34.59	10.26	32.08	0.00	372	231	PEAK	2	5651.33	54.01	69.29	-15.28	41.26	34.55	10.29	32.09	0.00	372	231	PEAK	3	5701.50	53.18	105.72	-52.54	40.39	34.51	10.33	32.05	0.00	372	231	PEAK	4	5720.21	53.48	111.37	-57.89	40.64	34.53	10.34	32.03	0.00	372	231	PEAK	<table border="1"> <thead> <tr> <th>Limit</th> <th>Read</th> <th>Ant</th> <th>Cable</th> <th>Preamp</th> <th>Aux</th> <th>APos</th> <th>TPos</th> <th colspan="2">Remark</th> </tr> <tr> <th>Freq</th> <th>Level</th> <th>Line Margin</th> <th>Level</th> <th>Factor</th> <th>Loss Factor</th> <th>Factor</th> <th></th> <th>cm</th> <th>deg</th> </tr> </thead> <tbody> <tr> <td>1</td> <td>5745.00</td> <td>95.24</td> <td>-----</td> <td>-----</td> <td>82.34</td> <td>34.55</td> <td>10.36</td> <td>32.01</td> <td>0.00</td> <td>372</td> <td>231</td> <td>PEAK</td> </tr> </tbody> </table>					Limit	Read	Ant	Cable	Preamp	Aux	APos	TPos	Remark		Freq	Level	Line Margin	Level	Factor	Loss Factor	Factor		cm	deg	1	5745.00	95.24	-----	-----	82.34	34.55	10.36	32.01	0.00	372	231
Limit	Read	Ant	Cable	Preamp	Aux	APos	TPos	Remark																																																																																																										
Freq	Level	Line Margin	Level	Factor	Loss Factor	Factor		cm	deg																																																																																																									
1	5613.63	54.70	68.30	-13.60	41.93	34.59	10.26	32.08	0.00	372	231	PEAK																																																																																																						
2	5651.33	54.01	69.29	-15.28	41.26	34.55	10.29	32.09	0.00	372	231	PEAK																																																																																																						
3	5701.50	53.18	105.72	-52.54	40.39	34.51	10.33	32.05	0.00	372	231	PEAK																																																																																																						
4	5720.21	53.48	111.37	-57.89	40.64	34.53	10.34	32.03	0.00	372	231	PEAK																																																																																																						
Limit	Read	Ant	Cable	Preamp	Aux	APos	TPos	Remark																																																																																																										
Freq	Level	Line Margin	Level	Factor	Loss Factor	Factor		cm	deg																																																																																																									
1	5745.00	95.24	-----	-----	82.34	34.55	10.36	32.01	0.00	372	231	PEAK																																																																																																						
Avg	Blank																																																																																																																	
						<table border="1"> <thead> <tr> <th>Limit</th> <th>Read</th> <th>Ant</th> <th>Cable</th> <th>Preamp</th> <th>Aux</th> <th>APos</th> <th>TPos</th> <th colspan="2">Remark</th> </tr> <tr> <th>Freq</th> <th>Level</th> <th>Line Margin</th> <th>Level</th> <th>Factor</th> <th>Loss Factor</th> <th>Factor</th> <th></th> <th>cm</th> <th>deg</th> </tr> </thead> <tbody> <tr> <td>1</td> <td>5745.00</td> <td>85.88</td> <td>-----</td> <td>-----</td> <td>72.98</td> <td>34.55</td> <td>10.36</td> <td>32.01</td> <td>0.00</td> <td>372</td> <td>231</td> <td>AVERAGE</td> </tr> </tbody> </table>					Limit	Read	Ant	Cable	Preamp	Aux	APos	TPos	Remark		Freq	Level	Line Margin	Level	Factor	Loss Factor	Factor		cm	deg	1	5745.00	85.88	-----	-----	72.98	34.55	10.36	32.01	0.00	372	231	AVERAGE																																																																							
Limit	Read	Ant	Cable	Preamp	Aux	APos	TPos	Remark																																																																																																										
Freq	Level	Line Margin	Level	Factor	Loss Factor	Factor		cm	deg																																																																																																									
1	5745.00	85.88	-----	-----	72.98	34.55	10.36	32.01	0.00	372	231	AVERAGE																																																																																																						



		4																																																																																																													
Mode		Band Edge																																																																																																													
		U-NII-3_5.725-5.85_802.11ac VHT20_CH149_Full_5745MHz																																																																																																													
Pol.	Vertical	Fundamental																																																																																																													
Peak	<table border="1"> <thead> <tr> <th>Peak</th> <th>Freq</th> <th>Limit</th> <th>Read</th> <th>Ant</th> <th>Cable</th> <th>Preamp</th> <th>Aux</th> <th>APos</th> <th>TPos</th> <th>Remark</th> </tr> <tr> <th></th> <th>MHz</th> <th>dBuV/m</th> <th>dBuV/m</th> <th>dB</th> <th>dB/m</th> <th>dB</th> <th>dB</th> <th>dB</th> <th>cm</th> <th>deg</th> </tr> </thead> <tbody> <tr> <td>1</td> <td>5618.42</td> <td>55.02</td> <td>68.30</td> <td>-13.28</td> <td>42.26</td> <td>34.59</td> <td>10.26</td> <td>32.09</td> <td>0.00</td> <td>282</td> <td>212</td> <td>PEAK</td> </tr> <tr> <td>2</td> <td>5651.19</td> <td>54.29</td> <td>69.18</td> <td>-14.89</td> <td>41.54</td> <td>34.55</td> <td>10.29</td> <td>32.09</td> <td>0.00</td> <td>282</td> <td>212</td> <td>PEAK</td> </tr> <tr> <td>3</td> <td>5717.31</td> <td>60.33</td> <td>110.15</td> <td>-49.82</td> <td>47.51</td> <td>34.52</td> <td>10.34</td> <td>32.04</td> <td>0.00</td> <td>282</td> <td>212</td> <td>PEAK</td> </tr> <tr> <td>4</td> <td>5720.21</td> <td>60.39</td> <td>111.37</td> <td>-50.98</td> <td>47.55</td> <td>34.53</td> <td>10.34</td> <td>32.03</td> <td>0.00</td> <td>282</td> <td>212</td> <td>PEAK</td> </tr> </tbody> </table>	Peak	Freq	Limit	Read	Ant	Cable	Preamp	Aux	APos	TPos	Remark		MHz	dBuV/m	dBuV/m	dB	dB/m	dB	dB	dB	cm	deg	1	5618.42	55.02	68.30	-13.28	42.26	34.59	10.26	32.09	0.00	282	212	PEAK	2	5651.19	54.29	69.18	-14.89	41.54	34.55	10.29	32.09	0.00	282	212	PEAK	3	5717.31	60.33	110.15	-49.82	47.51	34.52	10.34	32.04	0.00	282	212	PEAK	4	5720.21	60.39	111.37	-50.98	47.55	34.53	10.34	32.03	0.00	282	212	PEAK	<table border="1"> <thead> <tr> <th>Peak</th> <th>Freq</th> <th>Limit</th> <th>Read</th> <th>Ant</th> <th>Cable</th> <th>Preamp</th> <th>Aux</th> <th>APos</th> <th>TPos</th> <th>Remark</th> </tr> <tr> <th></th> <th>MHz</th> <th>dBuV/m</th> <th>dBuV/m</th> <th>dB</th> <th>dB/m</th> <th>dB</th> <th>dB</th> <th>dB</th> <th>cm</th> <th>deg</th> </tr> </thead> <tbody> <tr> <td>1</td> <td>5745.00</td> <td>106.64</td> <td>-----</td> <td>-----</td> <td>93.74</td> <td>34.55</td> <td>10.36</td> <td>32.01</td> <td>0.00</td> <td>282</td> <td>212</td> <td>PEAK</td> </tr> </tbody> </table>	Peak	Freq	Limit	Read	Ant	Cable	Preamp	Aux	APos	TPos	Remark		MHz	dBuV/m	dBuV/m	dB	dB/m	dB	dB	dB	cm	deg	1	5745.00	106.64	-----	-----	93.74	34.55	10.36	32.01	0.00	282	212	PEAK
Peak	Freq	Limit	Read	Ant	Cable	Preamp	Aux	APos	TPos	Remark																																																																																																					
	MHz	dBuV/m	dBuV/m	dB	dB/m	dB	dB	dB	cm	deg																																																																																																					
1	5618.42	55.02	68.30	-13.28	42.26	34.59	10.26	32.09	0.00	282	212	PEAK																																																																																																			
2	5651.19	54.29	69.18	-14.89	41.54	34.55	10.29	32.09	0.00	282	212	PEAK																																																																																																			
3	5717.31	60.33	110.15	-49.82	47.51	34.52	10.34	32.04	0.00	282	212	PEAK																																																																																																			
4	5720.21	60.39	111.37	-50.98	47.55	34.53	10.34	32.03	0.00	282	212	PEAK																																																																																																			
Peak	Freq	Limit	Read	Ant	Cable	Preamp	Aux	APos	TPos	Remark																																																																																																					
	MHz	dBuV/m	dBuV/m	dB	dB/m	dB	dB	dB	cm	deg																																																																																																					
1	5745.00	106.64	-----	-----	93.74	34.55	10.36	32.01	0.00	282	212	PEAK																																																																																																			
Avg	Blank	<table border="1"> <thead> <tr> <th>Peak</th> <th>Freq</th> <th>Limit</th> <th>Read</th> <th>Ant</th> <th>Cable</th> <th>Preamp</th> <th>Aux</th> <th>APos</th> <th>TPos</th> <th>Remark</th> </tr> <tr> <th></th> <th>MHz</th> <th>dBuV/m</th> <th>dBuV/m</th> <th>dB</th> <th>dB/m</th> <th>dB</th> <th>dB</th> <th>dB</th> <th>cm</th> <th>deg</th> </tr> </thead> <tbody> <tr> <td>1</td> <td>5745.00</td> <td>97.83</td> <td>-----</td> <td>-----</td> <td>84.93</td> <td>34.55</td> <td>10.36</td> <td>32.01</td> <td>0.00</td> <td>282</td> <td>212</td> <td>AVERAGE</td> </tr> </tbody> </table>		Peak	Freq	Limit	Read	Ant	Cable	Preamp	Aux	APos	TPos	Remark		MHz	dBuV/m	dBuV/m	dB	dB/m	dB	dB	dB	cm	deg	1	5745.00	97.83	-----	-----	84.93	34.55	10.36	32.01	0.00	282	212	AVERAGE																																																																									
Peak	Freq	Limit	Read	Ant	Cable	Preamp	Aux	APos	TPos	Remark																																																																																																					
	MHz	dBuV/m	dBuV/m	dB	dB/m	dB	dB	dB	cm	deg																																																																																																					
1	5745.00	97.83	-----	-----	84.93	34.55	10.36	32.01	0.00	282	212	AVERAGE																																																																																																			



Mode	4																																																																																											
	Harmonic																																																																																											
	U-NII-3_5.725-5.85_802.11ac VHT20_CH149_Full_5745MHz																																																																																											
Pol.	Horizontal	Vertical																																																																																										
Peak Avg	<table border="1"> <thead> <tr> <th>Limit</th> <th>Read</th> <th>Ant</th> <th>Cable</th> <th>Preamp</th> <th>Aux</th> <th>APos</th> <th>TPos</th> <th>Remark</th> </tr> <tr> <th>Freq</th> <th>Level</th> <th>Line</th> <th>Margin</th> <th>Level</th> <th>Factor</th> <th>Loss</th> <th>Factor</th> <th>Factor</th> </tr> <tr> <th>MHz</th> <th>dBuV/m</th> <th>dBuV/m</th> <th>dB</th> <th>dBuV</th> <th>dB/m</th> <th>dB</th> <th>dB</th> <th>dB</th> </tr> </thead> <tbody> <tr> <td>1 11490.00</td> <td>46.65</td> <td>74.00</td> <td>-27.35</td> <td>54.97</td> <td>38.29</td> <td>14.91</td> <td>61.52</td> <td>0.00</td> </tr> <tr> <td></td> <td></td> <td></td> <td></td> <td></td> <td></td> <td></td> <td></td> <td>100 0° PEAK</td> </tr> </tbody> </table>	Limit	Read	Ant	Cable	Preamp	Aux	APos	TPos	Remark	Freq	Level	Line	Margin	Level	Factor	Loss	Factor	Factor	MHz	dBuV/m	dBuV/m	dB	dBuV	dB/m	dB	dB	dB	1 11490.00	46.65	74.00	-27.35	54.97	38.29	14.91	61.52	0.00									100 0° PEAK	<table border="1"> <thead> <tr> <th>Limit</th> <th>Read</th> <th>Ant</th> <th>Cable</th> <th>Preamp</th> <th>Aux</th> <th>APos</th> <th>TPos</th> <th>Remark</th> </tr> <tr> <th>Freq</th> <th>Level</th> <th>Line</th> <th>Margin</th> <th>Level</th> <th>Factor</th> <th>Loss</th> <th>Factor</th> <th>Factor</th> </tr> <tr> <th>MHz</th> <th>dBuV/m</th> <th>dBuV/m</th> <th>dB</th> <th>dBuV</th> <th>dB/m</th> <th>dB</th> <th>dB</th> <th>dB</th> </tr> </thead> <tbody> <tr> <td>1 11490.00</td> <td>45.73</td> <td>74.00</td> <td>-28.27</td> <td>54.05</td> <td>38.29</td> <td>14.91</td> <td>61.52</td> <td>0.00</td> </tr> <tr> <td></td> <td></td> <td></td> <td></td> <td></td> <td></td> <td></td> <td></td> <td>300 0° PEAK</td> </tr> </tbody> </table>	Limit	Read	Ant	Cable	Preamp	Aux	APos	TPos	Remark	Freq	Level	Line	Margin	Level	Factor	Loss	Factor	Factor	MHz	dBuV/m	dBuV/m	dB	dBuV	dB/m	dB	dB	dB	1 11490.00	45.73	74.00	-28.27	54.05	38.29	14.91	61.52	0.00									300 0° PEAK
Limit	Read	Ant	Cable	Preamp	Aux	APos	TPos	Remark																																																																																				
Freq	Level	Line	Margin	Level	Factor	Loss	Factor	Factor																																																																																				
MHz	dBuV/m	dBuV/m	dB	dBuV	dB/m	dB	dB	dB																																																																																				
1 11490.00	46.65	74.00	-27.35	54.97	38.29	14.91	61.52	0.00																																																																																				
								100 0° PEAK																																																																																				
Limit	Read	Ant	Cable	Preamp	Aux	APos	TPos	Remark																																																																																				
Freq	Level	Line	Margin	Level	Factor	Loss	Factor	Factor																																																																																				
MHz	dBuV/m	dBuV/m	dB	dBuV	dB/m	dB	dB	dB																																																																																				
1 11490.00	45.73	74.00	-28.27	54.05	38.29	14.91	61.52	0.00																																																																																				
								300 0° PEAK																																																																																				

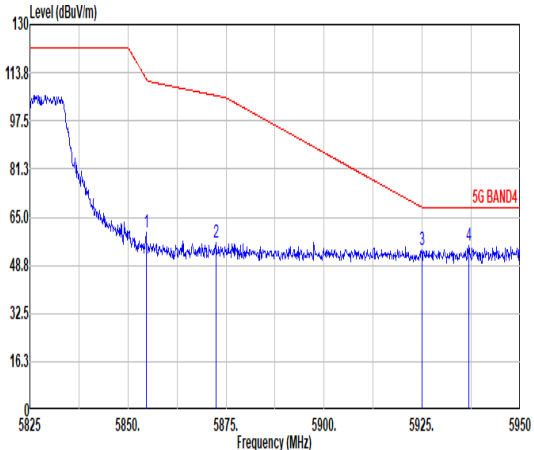
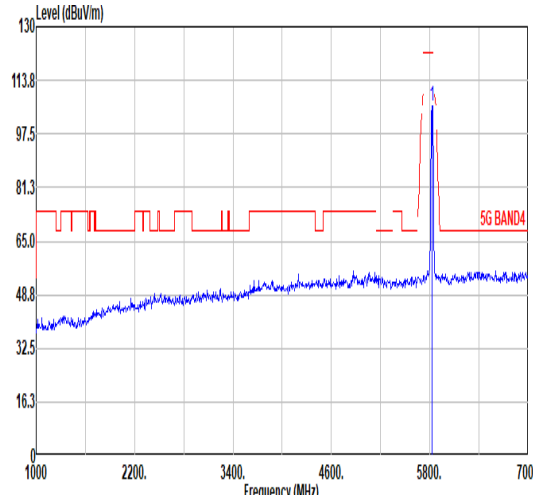
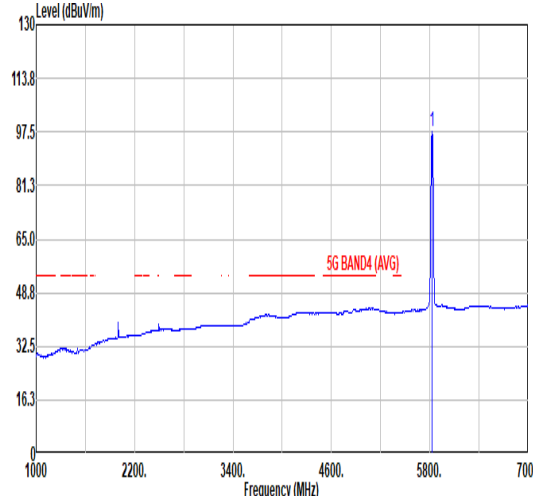


Mode	5																																																																															
	Harmonic																																																																															
	U-NII-3_5.725-5.85_802.11ac VHT20_CH157_Full_5785MHz																																																																															
Pol.	Horizontal	Vertical																																																																														
Peak Avg	<table border="1"> <thead> <tr> <th>Limit</th> <th>Read</th> <th>Ant</th> <th>Cable</th> <th>Preamp</th> <th>Aux</th> <th>APos</th> <th>TPos</th> <th>Remark</th> </tr> <tr> <th>Freq</th> <th>Level</th> <th>Line</th> <th>Margin</th> <th>Level</th> <th>Factor</th> <th>Loss</th> <th>Factor</th> <th>Factor</th> </tr> <tr> <th>MHz</th> <th>dBuV/m</th> <th>dBuV/m</th> <th>dB</th> <th>dBuV</th> <th>dB/m</th> <th>dB</th> <th>dB</th> <th>dB</th> </tr> </thead> <tbody> <tr> <td>1 11570.00</td> <td>46.11</td> <td>74.00</td> <td>-27.89</td> <td>54.27</td> <td>38.36</td> <td>14.97</td> <td>61.49</td> <td>0.00</td> <td>100</td> <td>0</td> <td>PEAK</td> </tr> </tbody> </table>	Limit	Read	Ant	Cable	Preamp	Aux	APos	TPos	Remark	Freq	Level	Line	Margin	Level	Factor	Loss	Factor	Factor	MHz	dBuV/m	dBuV/m	dB	dBuV	dB/m	dB	dB	dB	1 11570.00	46.11	74.00	-27.89	54.27	38.36	14.97	61.49	0.00	100	0	PEAK	<table border="1"> <thead> <tr> <th>Limit</th> <th>Read</th> <th>Ant</th> <th>Cable</th> <th>Preamp</th> <th>Aux</th> <th>APos</th> <th>TPos</th> <th>Remark</th> </tr> <tr> <th>Freq</th> <th>Level</th> <th>Line</th> <th>Margin</th> <th>Level</th> <th>Factor</th> <th>Loss</th> <th>Factor</th> <th>Factor</th> </tr> <tr> <th>MHz</th> <th>dBuV/m</th> <th>dBuV/m</th> <th>dB</th> <th>dBuV</th> <th>dB/m</th> <th>dB</th> <th>dB</th> <th>dB</th> </tr> </thead> <tbody> <tr> <td>1 11570.00</td> <td>46.06</td> <td>74.00</td> <td>-27.94</td> <td>54.22</td> <td>38.36</td> <td>14.97</td> <td>61.49</td> <td>0.00</td> <td>300</td> <td>0</td> <td>PEAK</td> </tr> </tbody> </table>	Limit	Read	Ant	Cable	Preamp	Aux	APos	TPos	Remark	Freq	Level	Line	Margin	Level	Factor	Loss	Factor	Factor	MHz	dBuV/m	dBuV/m	dB	dBuV	dB/m	dB	dB	dB	1 11570.00	46.06	74.00	-27.94	54.22	38.36	14.97	61.49	0.00	300	0	PEAK
Limit	Read	Ant	Cable	Preamp	Aux	APos	TPos	Remark																																																																								
Freq	Level	Line	Margin	Level	Factor	Loss	Factor	Factor																																																																								
MHz	dBuV/m	dBuV/m	dB	dBuV	dB/m	dB	dB	dB																																																																								
1 11570.00	46.11	74.00	-27.89	54.27	38.36	14.97	61.49	0.00	100	0	PEAK																																																																					
Limit	Read	Ant	Cable	Preamp	Aux	APos	TPos	Remark																																																																								
Freq	Level	Line	Margin	Level	Factor	Loss	Factor	Factor																																																																								
MHz	dBuV/m	dBuV/m	dB	dBuV	dB/m	dB	dB	dB																																																																								
1 11570.00	46.06	74.00	-27.94	54.22	38.36	14.97	61.49	0.00	300	0	PEAK																																																																					



		6																																																																																																																							
Mode	Band Edge																																																																																																																								
	U-NII-3_5.725-5.85_802.11ac VHT20_CH165_Full_5825MHz																																																																																																																								
Pol.	Horizontal		Fundamental																																																																																																																						
Peak																																																																																																																									
	<table border="1"> <thead> <tr> <th>Limit</th> <th>Read</th> <th>Ant</th> <th>Cable</th> <th>Preamp</th> <th>Aux</th> <th>APos</th> <th>TPos</th> <th>Remark</th> </tr> <tr> <th>Freq</th> <th>Level</th> <th>Line</th> <th>Margin</th> <th>Level</th> <th>Factor</th> <th>Loss</th> <th>Factor</th> <th>Factor</th> </tr> <tr> <th>MHz</th> <th>dBuV/m</th> <th>dBuV/m</th> <th>dB</th> <th>dBuV</th> <th>dB/m</th> <th>dB</th> <th>dB</th> <th>dB</th> </tr> </thead> <tbody> <tr> <td>1</td> <td>5854.75</td> <td>53.82</td> <td>111.47</td> <td>-57.65</td> <td>40.47</td> <td>34.84</td> <td>10.45</td> <td>31.94</td> <td>0.00</td> <td>300</td> <td>205</td> <td>PEAK</td> </tr> <tr> <td>2</td> <td>5874.38</td> <td>54.19</td> <td>105.47</td> <td>-51.28</td> <td>40.75</td> <td>34.92</td> <td>10.47</td> <td>31.95</td> <td>0.00</td> <td>300</td> <td>205</td> <td>PEAK</td> </tr> <tr> <td>3</td> <td>5924.50</td> <td>53.72</td> <td>68.67</td> <td>-14.95</td> <td>40.08</td> <td>35.11</td> <td>10.52</td> <td>31.99</td> <td>0.00</td> <td>300</td> <td>205</td> <td>PEAK</td> </tr> <tr> <td>4</td> <td>5936.75</td> <td>55.16</td> <td>68.30</td> <td>-13.14</td> <td>41.47</td> <td>35.16</td> <td>10.53</td> <td>32.00</td> <td>0.00</td> <td>300</td> <td>205</td> <td>PEAK</td> </tr> </tbody> </table>		Limit	Read	Ant	Cable	Preamp	Aux	APos	TPos	Remark	Freq	Level	Line	Margin	Level	Factor	Loss	Factor	Factor	MHz	dBuV/m	dBuV/m	dB	dBuV	dB/m	dB	dB	dB	1	5854.75	53.82	111.47	-57.65	40.47	34.84	10.45	31.94	0.00	300	205	PEAK	2	5874.38	54.19	105.47	-51.28	40.75	34.92	10.47	31.95	0.00	300	205	PEAK	3	5924.50	53.72	68.67	-14.95	40.08	35.11	10.52	31.99	0.00	300	205	PEAK	4	5936.75	55.16	68.30	-13.14	41.47	35.16	10.53	32.00	0.00	300	205	PEAK	<table border="1"> <thead> <tr> <th>Limit</th> <th>Read</th> <th>Ant</th> <th>Cable</th> <th>Preamp</th> <th>Aux</th> <th>APos</th> <th>TPos</th> <th>Remark</th> </tr> <tr> <th>Freq</th> <th>Level</th> <th>Line</th> <th>Margin</th> <th>Level</th> <th>Factor</th> <th>Loss</th> <th>Factor</th> <th>Factor</th> </tr> <tr> <th>MHz</th> <th>dBuV/m</th> <th>dBuV/m</th> <th>dB</th> <th>dBuV</th> <th>dB/m</th> <th>dB</th> <th>dB</th> <th>dB</th> </tr> </thead> <tbody> <tr> <td>1</td> <td>5825.00</td> <td>88.90</td> <td>-----</td> <td>-----</td> <td>75.70</td> <td>34.72</td> <td>10.43</td> <td>31.95</td> <td>0.00</td> <td>300</td> <td>205</td> <td>PEAK</td> </tr> </tbody> </table>	Limit	Read	Ant	Cable	Preamp	Aux	APos	TPos	Remark	Freq	Level	Line	Margin	Level	Factor	Loss	Factor	Factor	MHz	dBuV/m	dBuV/m	dB	dBuV	dB/m	dB	dB	dB	1	5825.00	88.90	-----	-----	75.70	34.72	10.43	31.95	0.00	300	205
Limit	Read	Ant	Cable	Preamp	Aux	APos	TPos	Remark																																																																																																																	
Freq	Level	Line	Margin	Level	Factor	Loss	Factor	Factor																																																																																																																	
MHz	dBuV/m	dBuV/m	dB	dBuV	dB/m	dB	dB	dB																																																																																																																	
1	5854.75	53.82	111.47	-57.65	40.47	34.84	10.45	31.94	0.00	300	205	PEAK																																																																																																													
2	5874.38	54.19	105.47	-51.28	40.75	34.92	10.47	31.95	0.00	300	205	PEAK																																																																																																													
3	5924.50	53.72	68.67	-14.95	40.08	35.11	10.52	31.99	0.00	300	205	PEAK																																																																																																													
4	5936.75	55.16	68.30	-13.14	41.47	35.16	10.53	32.00	0.00	300	205	PEAK																																																																																																													
Limit	Read	Ant	Cable	Preamp	Aux	APos	TPos	Remark																																																																																																																	
Freq	Level	Line	Margin	Level	Factor	Loss	Factor	Factor																																																																																																																	
MHz	dBuV/m	dBuV/m	dB	dBuV	dB/m	dB	dB	dB																																																																																																																	
1	5825.00	88.90	-----	-----	75.70	34.72	10.43	31.95	0.00	300	205	PEAK																																																																																																													
Avg	Blank																																																																																																																								
			<table border="1"> <thead> <tr> <th>Limit</th> <th>Read</th> <th>Ant</th> <th>Cable</th> <th>Preamp</th> <th>Aux</th> <th>APos</th> <th>TPos</th> <th>Remark</th> </tr> <tr> <th>Freq</th> <th>Level</th> <th>Line</th> <th>Margin</th> <th>Level</th> <th>Factor</th> <th>Loss</th> <th>Factor</th> <th>Factor</th> </tr> <tr> <th>MHz</th> <th>dBuV/m</th> <th>dBuV/m</th> <th>dB</th> <th>dBuV</th> <th>dB/m</th> <th>dB</th> <th>dB</th> <th>dB</th> </tr> </thead> <tbody> <tr> <td>1</td> <td>5825.00</td> <td>79.86</td> <td>-----</td> <td>-----</td> <td>66.66</td> <td>34.72</td> <td>10.43</td> <td>31.95</td> <td>0.00</td> <td>300</td> <td>205</td> <td>AVERAGE</td> </tr> </tbody> </table>	Limit	Read	Ant	Cable	Preamp	Aux	APos	TPos	Remark	Freq	Level	Line	Margin	Level	Factor	Loss	Factor	Factor	MHz	dBuV/m	dBuV/m	dB	dBuV	dB/m	dB	dB	dB	1	5825.00	79.86	-----	-----	66.66	34.72	10.43	31.95	0.00	300	205	AVERAGE																																																																														
Limit	Read	Ant	Cable	Preamp	Aux	APos	TPos	Remark																																																																																																																	
Freq	Level	Line	Margin	Level	Factor	Loss	Factor	Factor																																																																																																																	
MHz	dBuV/m	dBuV/m	dB	dBuV	dB/m	dB	dB	dB																																																																																																																	
1	5825.00	79.86	-----	-----	66.66	34.72	10.43	31.95	0.00	300	205	AVERAGE																																																																																																													



		6																																																																																																																									
Mode	Band Edge																																																																																																																										
	U-NII-3_5.725-5.85_802.11ac VHT20_CH165_Full_5825MHz																																																																																																																										
Pol.	Vertical	Fundamental																																																																																																																									
Peak	 <table border="1"> <thead> <tr> <th>Limit</th> <th>Read</th> <th>Ant</th> <th>Cable</th> <th>Preamp</th> <th>Aux</th> <th>APos</th> <th>TPos</th> <th>Remark</th> </tr> <tr> <th>Freq</th> <th>Level</th> <th>Line Margin</th> <th>Level</th> <th>Factor</th> <th>Loss Factor</th> <th>Factor</th> <th></th> <th></th> </tr> <tr> <th>MHz</th> <th>dBuV/m</th> <th>dBuV/m</th> <th>dB</th> <th>dBuV</th> <th>dB/m</th> <th>dB</th> <th>dB</th> <th>cm</th> <th>deg</th> </tr> </thead> <tbody> <tr> <td>1</td> <td>5854.63</td> <td>60.05</td> <td>111.75</td> <td>-51.70</td> <td>46.70</td> <td>34.84</td> <td>10.45</td> <td>31.94</td> <td>0.00</td> <td>300</td> <td>125</td> <td>PEAK</td> </tr> <tr> <td>2</td> <td>5872.38</td> <td>56.36</td> <td>106.03</td> <td>-49.67</td> <td>42.93</td> <td>34.91</td> <td>10.47</td> <td>31.95</td> <td>0.00</td> <td>300</td> <td>125</td> <td>PEAK</td> </tr> <tr> <td>3</td> <td>5924.88</td> <td>53.85</td> <td>68.39</td> <td>-14.54</td> <td>40.21</td> <td>35.11</td> <td>10.52</td> <td>31.99</td> <td>0.00</td> <td>300</td> <td>125</td> <td>PEAK</td> </tr> <tr> <td>4</td> <td>5936.88</td> <td>55.24</td> <td>68.30</td> <td>-13.06</td> <td>41.55</td> <td>35.16</td> <td>10.53</td> <td>32.00</td> <td>0.00</td> <td>300</td> <td>125</td> <td>PEAK</td> </tr> </tbody> </table>	Limit	Read	Ant	Cable	Preamp	Aux	APos	TPos	Remark	Freq	Level	Line Margin	Level	Factor	Loss Factor	Factor			MHz	dBuV/m	dBuV/m	dB	dBuV	dB/m	dB	dB	cm	deg	1	5854.63	60.05	111.75	-51.70	46.70	34.84	10.45	31.94	0.00	300	125	PEAK	2	5872.38	56.36	106.03	-49.67	42.93	34.91	10.47	31.95	0.00	300	125	PEAK	3	5924.88	53.85	68.39	-14.54	40.21	35.11	10.52	31.99	0.00	300	125	PEAK	4	5936.88	55.24	68.30	-13.06	41.55	35.16	10.53	32.00	0.00	300	125	PEAK	 <table border="1"> <thead> <tr> <th>Limit</th> <th>Read</th> <th>Ant</th> <th>Cable</th> <th>Preamp</th> <th>Aux</th> <th>APos</th> <th>TPos</th> <th>Remark</th> </tr> <tr> <th>Freq</th> <th>Level</th> <th>Line Margin</th> <th>Level</th> <th>Factor</th> <th>Loss Factor</th> <th>Factor</th> <th></th> <th></th> </tr> <tr> <th>MHz</th> <th>dBuV/m</th> <th>dBuV/m</th> <th>dB</th> <th>dBuV</th> <th>dB/m</th> <th>dB</th> <th>dB</th> <th>cm</th> <th>deg</th> </tr> </thead> <tbody> <tr> <td>1</td> <td>5825.00</td> <td>105.00</td> <td>-----</td> <td>-----</td> <td>92.57</td> <td>34.74</td> <td>10.43</td> <td>31.94</td> <td>0.00</td> <td>300</td> <td>125</td> <td>PEAK</td> </tr> </tbody> </table>	Limit	Read	Ant	Cable	Preamp	Aux	APos	TPos	Remark	Freq	Level	Line Margin	Level	Factor	Loss Factor	Factor			MHz	dBuV/m	dBuV/m	dB	dBuV	dB/m	dB	dB	cm	deg	1	5825.00	105.00	-----	-----	92.57	34.74	10.43	31.94	0.00	300	125	PEAK
	Limit	Read	Ant	Cable	Preamp	Aux	APos	TPos	Remark																																																																																																																		
Freq	Level	Line Margin	Level	Factor	Loss Factor	Factor																																																																																																																					
MHz	dBuV/m	dBuV/m	dB	dBuV	dB/m	dB	dB	cm	deg																																																																																																																		
1	5854.63	60.05	111.75	-51.70	46.70	34.84	10.45	31.94	0.00	300	125	PEAK																																																																																																															
2	5872.38	56.36	106.03	-49.67	42.93	34.91	10.47	31.95	0.00	300	125	PEAK																																																																																																															
3	5924.88	53.85	68.39	-14.54	40.21	35.11	10.52	31.99	0.00	300	125	PEAK																																																																																																															
4	5936.88	55.24	68.30	-13.06	41.55	35.16	10.53	32.00	0.00	300	125	PEAK																																																																																																															
Limit	Read	Ant	Cable	Preamp	Aux	APos	TPos	Remark																																																																																																																			
Freq	Level	Line Margin	Level	Factor	Loss Factor	Factor																																																																																																																					
MHz	dBuV/m	dBuV/m	dB	dBuV	dB/m	dB	dB	cm	deg																																																																																																																		
1	5825.00	105.00	-----	-----	92.57	34.74	10.43	31.94	0.00	300	125	PEAK																																																																																																															
Avg	Blank	 <table border="1"> <thead> <tr> <th>Limit</th> <th>Read</th> <th>Ant</th> <th>Cable</th> <th>Preamp</th> <th>Aux</th> <th>APos</th> <th>TPos</th> <th>Remark</th> </tr> <tr> <th>Freq</th> <th>Level</th> <th>Line Margin</th> <th>Level</th> <th>Factor</th> <th>Loss Factor</th> <th>Factor</th> <th></th> <th></th> </tr> <tr> <th>MHz</th> <th>dBuV/m</th> <th>dBuV/m</th> <th>dB</th> <th>dBuV</th> <th>dB/m</th> <th>dB</th> <th>dB</th> <th>cm</th> <th>deg</th> </tr> </thead> <tbody> <tr> <td>1</td> <td>5825.00</td> <td>97.57</td> <td>-----</td> <td>-----</td> <td>84.34</td> <td>34.74</td> <td>10.43</td> <td>31.94</td> <td>0.00</td> <td>300</td> <td>125</td> <td>AVERAGE</td> </tr> </tbody> </table>	Limit	Read	Ant	Cable	Preamp	Aux	APos	TPos	Remark	Freq	Level	Line Margin	Level	Factor	Loss Factor	Factor			MHz	dBuV/m	dBuV/m	dB	dBuV	dB/m	dB	dB	cm	deg	1	5825.00	97.57	-----	-----	84.34	34.74	10.43	31.94	0.00	300	125	AVERAGE																																																																																
Limit	Read	Ant	Cable	Preamp	Aux	APos	TPos	Remark																																																																																																																			
Freq	Level	Line Margin	Level	Factor	Loss Factor	Factor																																																																																																																					
MHz	dBuV/m	dBuV/m	dB	dBuV	dB/m	dB	dB	cm	deg																																																																																																																		
1	5825.00	97.57	-----	-----	84.34	34.74	10.43	31.94	0.00	300	125	AVERAGE																																																																																																															



Mode	6																																																																															
	Harmonic																																																																															
	U-NII-3_5.725-5.85_802.11ac VHT20_CH165_Full_5825MHz																																																																															
Pol.	Horizontal	Vertical																																																																														
Peak Avg	<table border="1"> <thead> <tr> <th>Limit</th> <th>Read</th> <th>Ant</th> <th>Cable</th> <th>Preamp</th> <th>Aux</th> <th>APos</th> <th>TPos</th> <th>Remark</th> </tr> <tr> <th>Freq</th> <th>Level</th> <th>Line</th> <th>Margin</th> <th>Level</th> <th>Factor</th> <th>Loss</th> <th>Factor</th> <th>Factor</th> </tr> <tr> <th>MHz</th> <th>dBuV/m</th> <th>dBuV/m</th> <th>dB</th> <th>dBuV</th> <th>dB/m</th> <th>dB</th> <th>dB</th> <th>dB</th> </tr> </thead> <tbody> <tr> <td>1 11650.00</td> <td>46.37</td> <td>74.00</td> <td>-27.63</td> <td>54.37</td> <td>38.45</td> <td>15.02</td> <td>61.47</td> <td>0.00</td> <td>100</td> <td>0</td> <td>PEAK</td> </tr> </tbody> </table>	Limit	Read	Ant	Cable	Preamp	Aux	APos	TPos	Remark	Freq	Level	Line	Margin	Level	Factor	Loss	Factor	Factor	MHz	dBuV/m	dBuV/m	dB	dBuV	dB/m	dB	dB	dB	1 11650.00	46.37	74.00	-27.63	54.37	38.45	15.02	61.47	0.00	100	0	PEAK	<table border="1"> <thead> <tr> <th>Limit</th> <th>Read</th> <th>Ant</th> <th>Cable</th> <th>Preamp</th> <th>Aux</th> <th>APos</th> <th>TPos</th> <th>Remark</th> </tr> <tr> <th>Freq</th> <th>Level</th> <th>Line</th> <th>Margin</th> <th>Level</th> <th>Factor</th> <th>Loss</th> <th>Factor</th> <th>Factor</th> </tr> <tr> <th>MHz</th> <th>dBuV/m</th> <th>dBuV/m</th> <th>dB</th> <th>dBuV</th> <th>dB/m</th> <th>dB</th> <th>dB</th> <th>dB</th> </tr> </thead> <tbody> <tr> <td>1 11650.00</td> <td>46.74</td> <td>74.00</td> <td>-27.26</td> <td>54.74</td> <td>38.45</td> <td>15.02</td> <td>61.47</td> <td>0.00</td> <td>300</td> <td>0</td> <td>PEAK</td> </tr> </tbody> </table>	Limit	Read	Ant	Cable	Preamp	Aux	APos	TPos	Remark	Freq	Level	Line	Margin	Level	Factor	Loss	Factor	Factor	MHz	dBuV/m	dBuV/m	dB	dBuV	dB/m	dB	dB	dB	1 11650.00	46.74	74.00	-27.26	54.74	38.45	15.02	61.47	0.00	300	0	PEAK
Limit	Read	Ant	Cable	Preamp	Aux	APos	TPos	Remark																																																																								
Freq	Level	Line	Margin	Level	Factor	Loss	Factor	Factor																																																																								
MHz	dBuV/m	dBuV/m	dB	dBuV	dB/m	dB	dB	dB																																																																								
1 11650.00	46.37	74.00	-27.63	54.37	38.45	15.02	61.47	0.00	100	0	PEAK																																																																					
Limit	Read	Ant	Cable	Preamp	Aux	APos	TPos	Remark																																																																								
Freq	Level	Line	Margin	Level	Factor	Loss	Factor	Factor																																																																								
MHz	dBuV/m	dBuV/m	dB	dBuV	dB/m	dB	dB	dB																																																																								
1 11650.00	46.74	74.00	-27.26	54.74	38.45	15.02	61.47	0.00	300	0	PEAK																																																																					



		7																																																																																																																										
Mode		Band Edge - L																																																																																																																										
		U-NII-3_5.725-5.85_802.11ac VHT40_CH151_Full_5755MHz																																																																																																																										
Pol.		Horizontal					Fundamental																																																																																																																					
Peak																																																																																																																												
	<table border="1"> <thead> <tr> <th>Limit</th> <th>Read</th> <th>Ant</th> <th>Cable</th> <th>Preamp</th> <th>Aux</th> <th>APos</th> <th>TPos</th> <th colspan="2">Remark</th> </tr> <tr> <th>Freq</th> <th>Level</th> <th>Line Margin</th> <th>Level</th> <th>Factor</th> <th>Loss Factor</th> <th>Factor</th> <th></th> <th>cm</th> <th>deg</th> </tr> </thead> <tbody> <tr> <td>1</td> <td>5621.24</td> <td>56.48</td> <td>68.30</td> <td>-11.82</td> <td>43.73</td> <td>34.58</td> <td>10.26</td> <td>32.09</td> <td>0.00</td> <td>300</td> <td>232</td> <td>PEAK</td> </tr> <tr> <td>2</td> <td>5650.53</td> <td>53.01</td> <td>68.69</td> <td>-15.68</td> <td>40.27</td> <td>34.55</td> <td>10.28</td> <td>32.09</td> <td>0.00</td> <td>300</td> <td>232</td> <td>PEAK</td> </tr> <tr> <td>3</td> <td>5700.13</td> <td>53.11</td> <td>105.34</td> <td>-52.23</td> <td>40.33</td> <td>34.51</td> <td>10.32</td> <td>32.05</td> <td>0.00</td> <td>300</td> <td>232</td> <td>PEAK</td> </tr> <tr> <td>4</td> <td>5720.59</td> <td>53.91</td> <td>112.25</td> <td>-58.34</td> <td>41.07</td> <td>34.53</td> <td>10.34</td> <td>32.03</td> <td>0.00</td> <td>300</td> <td>232</td> <td>PEAK</td> </tr> </tbody> </table>										Limit	Read	Ant	Cable	Preamp	Aux	APos	TPos	Remark		Freq	Level	Line Margin	Level	Factor	Loss Factor	Factor		cm	deg	1	5621.24	56.48	68.30	-11.82	43.73	34.58	10.26	32.09	0.00	300	232	PEAK	2	5650.53	53.01	68.69	-15.68	40.27	34.55	10.28	32.09	0.00	300	232	PEAK	3	5700.13	53.11	105.34	-52.23	40.33	34.51	10.32	32.05	0.00	300	232	PEAK	4	5720.59	53.91	112.25	-58.34	41.07	34.53	10.34	32.03	0.00	300	232	PEAK	<table border="1"> <thead> <tr> <th>Limit</th> <th>Read</th> <th>Ant</th> <th>Cable</th> <th>Preamp</th> <th>Aux</th> <th>APos</th> <th>TPos</th> <th colspan="2">Remark</th> </tr> <tr> <th>Freq</th> <th>Level</th> <th>Line Margin</th> <th>Level</th> <th>Factor</th> <th>Loss Factor</th> <th>Factor</th> <th></th> <th>cm</th> <th>deg</th> </tr> </thead> <tbody> <tr> <td>1</td> <td>5755.00</td> <td>90.62</td> <td>-----</td> <td>-----</td> <td>77.69</td> <td>34.56</td> <td>10.37</td> <td>32.00</td> <td>0.00</td> <td>300</td> <td>232</td> <td>PEAK</td> </tr> </tbody> </table>										Limit	Read	Ant	Cable	Preamp	Aux	APos	TPos	Remark		Freq	Level	Line Margin	Level	Factor	Loss Factor	Factor		cm	deg	1	5755.00	90.62	-----	-----	77.69	34.56	10.37	32.00	0.00	300	232
Limit	Read	Ant	Cable	Preamp	Aux	APos	TPos	Remark																																																																																																																				
Freq	Level	Line Margin	Level	Factor	Loss Factor	Factor		cm	deg																																																																																																																			
1	5621.24	56.48	68.30	-11.82	43.73	34.58	10.26	32.09	0.00	300	232	PEAK																																																																																																																
2	5650.53	53.01	68.69	-15.68	40.27	34.55	10.28	32.09	0.00	300	232	PEAK																																																																																																																
3	5700.13	53.11	105.34	-52.23	40.33	34.51	10.32	32.05	0.00	300	232	PEAK																																																																																																																
4	5720.59	53.91	112.25	-58.34	41.07	34.53	10.34	32.03	0.00	300	232	PEAK																																																																																																																
Limit	Read	Ant	Cable	Preamp	Aux	APos	TPos	Remark																																																																																																																				
Freq	Level	Line Margin	Level	Factor	Loss Factor	Factor		cm	deg																																																																																																																			
1	5755.00	90.62	-----	-----	77.69	34.56	10.37	32.00	0.00	300	232	PEAK																																																																																																																
Avg	Blank																																																																																																																											
											<table border="1"> <thead> <tr> <th>Limit</th> <th>Read</th> <th>Ant</th> <th>Cable</th> <th>Preamp</th> <th>Aux</th> <th>APos</th> <th>TPos</th> <th colspan="2">Remark</th> </tr> <tr> <th>Freq</th> <th>Level</th> <th>Line Margin</th> <th>Level</th> <th>Factor</th> <th>Loss Factor</th> <th>Factor</th> <th></th> <th>cm</th> <th>deg</th> </tr> </thead> <tbody> <tr> <td>1</td> <td>5755.00</td> <td>81.90</td> <td>-----</td> <td>-----</td> <td>68.97</td> <td>34.56</td> <td>10.37</td> <td>32.00</td> <td>0.00</td> <td>300</td> <td>232</td> <td>AVERAGE</td> </tr> </tbody> </table>										Limit	Read	Ant	Cable	Preamp	Aux	APos	TPos	Remark		Freq	Level	Line Margin	Level	Factor	Loss Factor	Factor		cm	deg	1	5755.00	81.90	-----	-----	68.97	34.56	10.37	32.00	0.00	300	232	AVERAGE																																																																							
Limit	Read	Ant	Cable	Preamp	Aux	APos	TPos	Remark																																																																																																																				
Freq	Level	Line Margin	Level	Factor	Loss Factor	Factor		cm	deg																																																																																																																			
1	5755.00	81.90	-----	-----	68.97	34.56	10.37	32.00	0.00	300	232	AVERAGE																																																																																																																



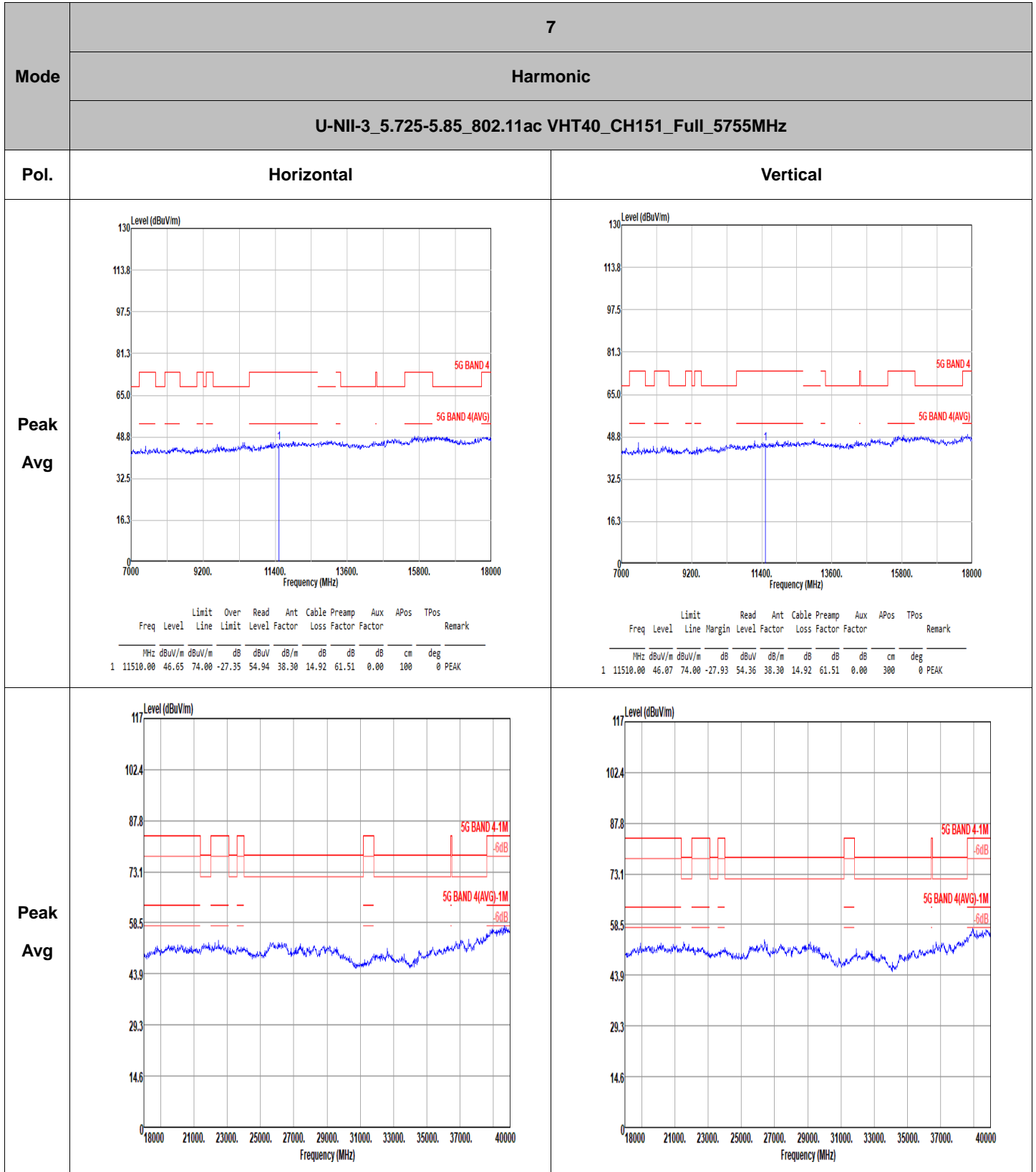
Mode	7																																																																																	
	Band Edge - R																																																																																	
	U-NII-3_5.725-5.85_802.11ac VHT40_CH151_Full_5755MHz																																																																																	
Pol.	Horizontal	Fundamental																																																																																
Peak	<table border="1"> <thead> <tr> <th>Limit</th> <th>Read</th> <th>Ant</th> <th>Cable</th> <th>Preamp</th> <th>Aux</th> <th>APos</th> <th>TPos</th> <th>Remark</th> </tr> <tr> <th>Freq</th> <th>Level</th> <th>Line</th> <th>Margin</th> <th>Level</th> <th>Factor</th> <th>Loss</th> <th>Factor</th> <th>Factor</th> </tr> <tr> <th>MHz</th> <th>dBuV/m</th> <th>dBuV/m</th> <th>dB</th> <th>dBuV</th> <th>dB/m</th> <th>dB</th> <th>dB</th> <th>cm</th> <th>deg</th> </tr> </thead> <tbody> <tr> <td>1</td> <td>5854.65</td> <td>53.24</td> <td>111.71</td> <td>-58.47</td> <td>39.89</td> <td>34.84</td> <td>10.45</td> <td>31.94</td> <td>0.00</td> <td>300</td> <td>232</td> <td>PEAK</td> </tr> <tr> <td>2</td> <td>5872.78</td> <td>53.93</td> <td>105.92</td> <td>-51.99</td> <td>40.50</td> <td>34.91</td> <td>10.47</td> <td>31.95</td> <td>0.00</td> <td>300</td> <td>232</td> <td>PEAK</td> </tr> <tr> <td>3</td> <td>5924.85</td> <td>55.48</td> <td>68.41</td> <td>-12.93</td> <td>41.84</td> <td>35.11</td> <td>10.52</td> <td>31.99</td> <td>0.00</td> <td>300</td> <td>232</td> <td>PEAK</td> </tr> <tr> <td>4</td> <td>5946.10</td> <td>55.02</td> <td>68.30</td> <td>-13.28</td> <td>41.30</td> <td>35.20</td> <td>10.53</td> <td>32.01</td> <td>0.00</td> <td>300</td> <td>232</td> <td>PEAK</td> </tr> </tbody> </table>	Limit	Read	Ant	Cable	Preamp	Aux	APos	TPos	Remark	Freq	Level	Line	Margin	Level	Factor	Loss	Factor	Factor	MHz	dBuV/m	dBuV/m	dB	dBuV	dB/m	dB	dB	cm	deg	1	5854.65	53.24	111.71	-58.47	39.89	34.84	10.45	31.94	0.00	300	232	PEAK	2	5872.78	53.93	105.92	-51.99	40.50	34.91	10.47	31.95	0.00	300	232	PEAK	3	5924.85	55.48	68.41	-12.93	41.84	35.11	10.52	31.99	0.00	300	232	PEAK	4	5946.10	55.02	68.30	-13.28	41.30	35.20	10.53	32.01	0.00	300	232	PEAK	Blank
Limit	Read	Ant	Cable	Preamp	Aux	APos	TPos	Remark																																																																										
Freq	Level	Line	Margin	Level	Factor	Loss	Factor	Factor																																																																										
MHz	dBuV/m	dBuV/m	dB	dBuV	dB/m	dB	dB	cm	deg																																																																									
1	5854.65	53.24	111.71	-58.47	39.89	34.84	10.45	31.94	0.00	300	232	PEAK																																																																						
2	5872.78	53.93	105.92	-51.99	40.50	34.91	10.47	31.95	0.00	300	232	PEAK																																																																						
3	5924.85	55.48	68.41	-12.93	41.84	35.11	10.52	31.99	0.00	300	232	PEAK																																																																						
4	5946.10	55.02	68.30	-13.28	41.30	35.20	10.53	32.01	0.00	300	232	PEAK																																																																						



		7																																																																																																																										
Mode		Band Edge - L																																																																																																																										
		U-NII-3_5.725-5.85_802.11ac VHT40_CH151_Full_5755MHz																																																																																																																										
Pol.		Vertical					Fundamental																																																																																																																					
Peak																																																																																																																												
	<table border="1"> <thead> <tr> <th>Limit</th> <th>Read</th> <th>Ant</th> <th>Cable</th> <th>Preamp</th> <th>Aux</th> <th>APos</th> <th>TPos</th> <th colspan="2">Remark</th> </tr> <tr> <th>Freq</th> <th>Level</th> <th>Line Margin</th> <th>Level</th> <th>Factor</th> <th>Loss Factor</th> <th>Factor</th> <th></th> <th>cm</th> <th>deg</th> </tr> </thead> <tbody> <tr> <td>1</td> <td>5629.92</td> <td>54.61</td> <td>68.30</td> <td>-13.69</td> <td>41.86</td> <td>34.57</td> <td>10.27</td> <td>32.09</td> <td>0.00</td> <td>280</td> <td>215</td> <td>PEAK</td> </tr> <tr> <td>2</td> <td>5651.93</td> <td>55.07</td> <td>69.73</td> <td>-14.66</td> <td>42.32</td> <td>34.55</td> <td>10.29</td> <td>32.09</td> <td>0.00</td> <td>280</td> <td>215</td> <td>PEAK</td> </tr> <tr> <td>3</td> <td>5713.15</td> <td>63.92</td> <td>108.98</td> <td>-45.06</td> <td>51.10</td> <td>34.52</td> <td>10.34</td> <td>32.04</td> <td>0.00</td> <td>280</td> <td>215</td> <td>PEAK</td> </tr> <tr> <td>4</td> <td>5728.90</td> <td>63.88</td> <td>112.95</td> <td>-49.07</td> <td>51.04</td> <td>34.53</td> <td>10.34</td> <td>32.03</td> <td>0.00</td> <td>280</td> <td>215</td> <td>PEAK</td> </tr> </tbody> </table>										Limit	Read	Ant	Cable	Preamp	Aux	APos	TPos	Remark		Freq	Level	Line Margin	Level	Factor	Loss Factor	Factor		cm	deg	1	5629.92	54.61	68.30	-13.69	41.86	34.57	10.27	32.09	0.00	280	215	PEAK	2	5651.93	55.07	69.73	-14.66	42.32	34.55	10.29	32.09	0.00	280	215	PEAK	3	5713.15	63.92	108.98	-45.06	51.10	34.52	10.34	32.04	0.00	280	215	PEAK	4	5728.90	63.88	112.95	-49.07	51.04	34.53	10.34	32.03	0.00	280	215	PEAK	<table border="1"> <thead> <tr> <th>Limit</th> <th>Read</th> <th>Ant</th> <th>Cable</th> <th>Preamp</th> <th>Aux</th> <th>APos</th> <th>TPos</th> <th colspan="2">Remark</th> </tr> <tr> <th>Freq</th> <th>Level</th> <th>Line Margin</th> <th>Level</th> <th>Factor</th> <th>Loss Factor</th> <th>Factor</th> <th></th> <th>cm</th> <th>deg</th> </tr> </thead> <tbody> <tr> <td>1</td> <td>5755.00</td> <td>103.82</td> <td>-----</td> <td>-----</td> <td>90.89</td> <td>34.56</td> <td>10.37</td> <td>32.00</td> <td>0.00</td> <td>280</td> <td>215</td> <td>PEAK</td> </tr> </tbody> </table>										Limit	Read	Ant	Cable	Preamp	Aux	APos	TPos	Remark		Freq	Level	Line Margin	Level	Factor	Loss Factor	Factor		cm	deg	1	5755.00	103.82	-----	-----	90.89	34.56	10.37	32.00	0.00	280	215
Limit	Read	Ant	Cable	Preamp	Aux	APos	TPos	Remark																																																																																																																				
Freq	Level	Line Margin	Level	Factor	Loss Factor	Factor		cm	deg																																																																																																																			
1	5629.92	54.61	68.30	-13.69	41.86	34.57	10.27	32.09	0.00	280	215	PEAK																																																																																																																
2	5651.93	55.07	69.73	-14.66	42.32	34.55	10.29	32.09	0.00	280	215	PEAK																																																																																																																
3	5713.15	63.92	108.98	-45.06	51.10	34.52	10.34	32.04	0.00	280	215	PEAK																																																																																																																
4	5728.90	63.88	112.95	-49.07	51.04	34.53	10.34	32.03	0.00	280	215	PEAK																																																																																																																
Limit	Read	Ant	Cable	Preamp	Aux	APos	TPos	Remark																																																																																																																				
Freq	Level	Line Margin	Level	Factor	Loss Factor	Factor		cm	deg																																																																																																																			
1	5755.00	103.82	-----	-----	90.89	34.56	10.37	32.00	0.00	280	215	PEAK																																																																																																																
Avg	Blank																																																																																																																											
											<table border="1"> <thead> <tr> <th>Limit</th> <th>Read</th> <th>Ant</th> <th>Cable</th> <th>Preamp</th> <th>Aux</th> <th>APos</th> <th>TPos</th> <th colspan="2">Remark</th> </tr> <tr> <th>Freq</th> <th>Level</th> <th>Line Margin</th> <th>Level</th> <th>Factor</th> <th>Loss Factor</th> <th>Factor</th> <th></th> <th>cm</th> <th>deg</th> </tr> </thead> <tbody> <tr> <td>1</td> <td>5755.00</td> <td>94.50</td> <td>-----</td> <td>-----</td> <td>81.58</td> <td>34.56</td> <td>10.37</td> <td>32.01</td> <td>0.00</td> <td>280</td> <td>215</td> <td>AVERAGE</td> </tr> </tbody> </table>										Limit	Read	Ant	Cable	Preamp	Aux	APos	TPos	Remark		Freq	Level	Line Margin	Level	Factor	Loss Factor	Factor		cm	deg	1	5755.00	94.50	-----	-----	81.58	34.56	10.37	32.01	0.00	280	215	AVERAGE																																																																							
Limit	Read	Ant	Cable	Preamp	Aux	APos	TPos	Remark																																																																																																																				
Freq	Level	Line Margin	Level	Factor	Loss Factor	Factor		cm	deg																																																																																																																			
1	5755.00	94.50	-----	-----	81.58	34.56	10.37	32.01	0.00	280	215	AVERAGE																																																																																																																



Mode	7																																																																		
	Band Edge - R																																																																		
	U-NII-3_5.725-5.85_802.11ac VHT40_CH151_Full_5755MHz																																																																		
Pol.	Vertical	Fundamental																																																																	
Peak	<table border="1"> <thead> <tr> <th>Peak</th> <th>Freq (MHz)</th> <th>Level (dBuV/m)</th> <th>Limit (dBuV/m)</th> <th>Line Margin (dB)</th> <th>Read Level (dBuV)</th> <th>Ant Factor (dB/m)</th> <th>Cable Loss (dB)</th> <th>Preamp Factor (dB)</th> <th>Aux Factor (dB)</th> <th>APos (cm)</th> <th>TPos (deg)</th> <th>Remark</th> </tr> </thead> <tbody> <tr> <td>1</td> <td>5854.45</td> <td>54.62</td> <td>112.15</td> <td>-57.53</td> <td>41.27</td> <td>34.84</td> <td>10.45</td> <td>31.94</td> <td>0.00</td> <td>280</td> <td>215</td> <td>PEAK</td> </tr> <tr> <td>2</td> <td>5873.56</td> <td>54.28</td> <td>105.70</td> <td>-51.42</td> <td>40.85</td> <td>34.91</td> <td>10.47</td> <td>31.95</td> <td>0.00</td> <td>280</td> <td>215</td> <td>PEAK</td> </tr> <tr> <td>3</td> <td>5922.90</td> <td>54.21</td> <td>69.85</td> <td>-15.64</td> <td>40.58</td> <td>35.11</td> <td>10.51</td> <td>31.99</td> <td>0.00</td> <td>280</td> <td>215</td> <td>PEAK</td> </tr> <tr> <td>4</td> <td>5948.83</td> <td>54.23</td> <td>68.30</td> <td>-14.07</td> <td>40.49</td> <td>35.21</td> <td>10.54</td> <td>32.01</td> <td>0.00</td> <td>280</td> <td>215</td> <td>PEAK</td> </tr> </tbody> </table>	Peak	Freq (MHz)	Level (dBuV/m)	Limit (dBuV/m)	Line Margin (dB)	Read Level (dBuV)	Ant Factor (dB/m)	Cable Loss (dB)	Preamp Factor (dB)	Aux Factor (dB)	APos (cm)	TPos (deg)	Remark	1	5854.45	54.62	112.15	-57.53	41.27	34.84	10.45	31.94	0.00	280	215	PEAK	2	5873.56	54.28	105.70	-51.42	40.85	34.91	10.47	31.95	0.00	280	215	PEAK	3	5922.90	54.21	69.85	-15.64	40.58	35.11	10.51	31.99	0.00	280	215	PEAK	4	5948.83	54.23	68.30	-14.07	40.49	35.21	10.54	32.01	0.00	280	215	PEAK	Blank
Peak	Freq (MHz)	Level (dBuV/m)	Limit (dBuV/m)	Line Margin (dB)	Read Level (dBuV)	Ant Factor (dB/m)	Cable Loss (dB)	Preamp Factor (dB)	Aux Factor (dB)	APos (cm)	TPos (deg)	Remark																																																							
1	5854.45	54.62	112.15	-57.53	41.27	34.84	10.45	31.94	0.00	280	215	PEAK																																																							
2	5873.56	54.28	105.70	-51.42	40.85	34.91	10.47	31.95	0.00	280	215	PEAK																																																							
3	5922.90	54.21	69.85	-15.64	40.58	35.11	10.51	31.99	0.00	280	215	PEAK																																																							
4	5948.83	54.23	68.30	-14.07	40.49	35.21	10.54	32.01	0.00	280	215	PEAK																																																							



Note: For 18GHz to 40GHz, only worse case is verified in this report.

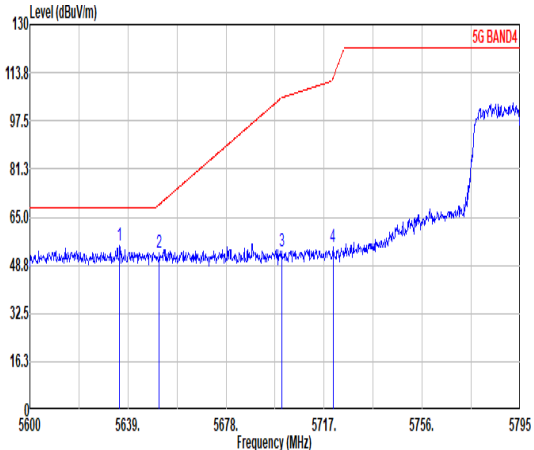
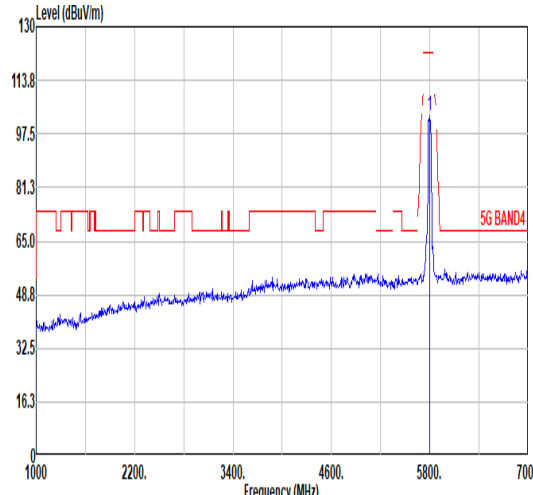
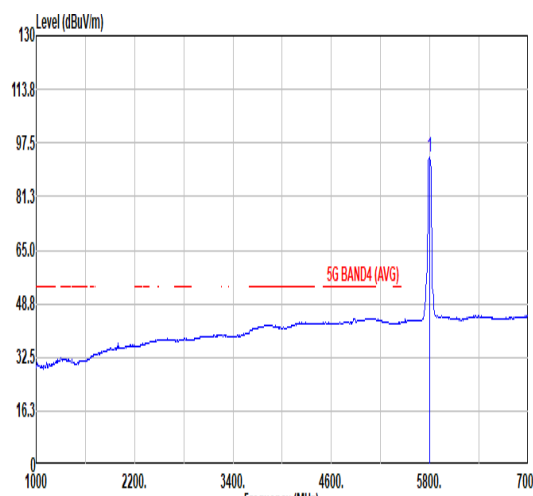


8																																																																																																						
Mode	Band Edge - L																																																																																																					
U-NII-3_5.725-5.85_802.11ac VHT40_CH159_Full_5795MHz																																																																																																						
Pol.	Horizontal																																																																																																					
Peak	<div style="display: flex; justify-content: space-between;"> <div style="width: 48%;"> <table border="1"> <thead> <tr> <th>Limit</th> <th>Read</th> <th>Ant</th> <th>Cable</th> <th>Preamp</th> <th>Aux</th> <th>APos</th> <th>TPos</th> <th>Remark</th> </tr> <tr> <th>Freq</th> <th>Level</th> <th>Line Margin</th> <th>Level</th> <th>Factor</th> <th>Loss Factor</th> <th>Factor</th> <th>cm</th> <th>deg</th> </tr> </thead> <tbody> <tr> <td>1</td> <td>5618.14</td> <td>55.04</td> <td>68.30</td> <td>-13.26</td> <td>42.28</td> <td>34.59</td> <td>10.26</td> <td>32.09</td> <td>0.00</td> <td>329</td> <td>232</td> <td>PEAK</td> </tr> <tr> <td>2</td> <td>5651.48</td> <td>53.71</td> <td>69.40</td> <td>-15.69</td> <td>40.96</td> <td>34.55</td> <td>10.29</td> <td>32.09</td> <td>0.00</td> <td>329</td> <td>232</td> <td>PEAK</td> </tr> <tr> <td>3</td> <td>5700.04</td> <td>53.81</td> <td>105.31</td> <td>-51.50</td> <td>41.03</td> <td>34.51</td> <td>10.32</td> <td>32.05</td> <td>0.00</td> <td>329</td> <td>232</td> <td>PEAK</td> </tr> <tr> <td>4</td> <td>5720.12</td> <td>50.59</td> <td>111.17</td> <td>-60.58</td> <td>37.75</td> <td>34.53</td> <td>10.34</td> <td>32.03</td> <td>0.00</td> <td>329</td> <td>232</td> <td>PEAK</td> </tr> </tbody> </table> </div> <div style="width: 48%;"> <table border="1"> <thead> <tr> <th>Limit</th> <th>Read</th> <th>Ant</th> <th>Cable</th> <th>Preamp</th> <th>Aux</th> <th>APos</th> <th>TPos</th> <th>Remark</th> </tr> <tr> <th>Freq</th> <th>Level</th> <th>Line Margin</th> <th>Level</th> <th>Factor</th> <th>Loss Factor</th> <th>Factor</th> <th>cm</th> <th>deg</th> </tr> </thead> <tbody> <tr> <td>1</td> <td>5795.00</td> <td>91.59</td> <td>-----</td> <td>-----</td> <td>78.56</td> <td>34.60</td> <td>10.40</td> <td>31.97</td> <td>0.00</td> <td>329</td> <td>232</td> <td>PEAK</td> </tr> </tbody> </table> </div> </div>	Limit	Read	Ant	Cable	Preamp	Aux	APos	TPos	Remark	Freq	Level	Line Margin	Level	Factor	Loss Factor	Factor	cm	deg	1	5618.14	55.04	68.30	-13.26	42.28	34.59	10.26	32.09	0.00	329	232	PEAK	2	5651.48	53.71	69.40	-15.69	40.96	34.55	10.29	32.09	0.00	329	232	PEAK	3	5700.04	53.81	105.31	-51.50	41.03	34.51	10.32	32.05	0.00	329	232	PEAK	4	5720.12	50.59	111.17	-60.58	37.75	34.53	10.34	32.03	0.00	329	232	PEAK	Limit	Read	Ant	Cable	Preamp	Aux	APos	TPos	Remark	Freq	Level	Line Margin	Level	Factor	Loss Factor	Factor	cm	deg	1	5795.00	91.59	-----	-----	78.56	34.60	10.40	31.97	0.00	329	232	PEAK
Limit	Read	Ant	Cable	Preamp	Aux	APos	TPos	Remark																																																																																														
Freq	Level	Line Margin	Level	Factor	Loss Factor	Factor	cm	deg																																																																																														
1	5618.14	55.04	68.30	-13.26	42.28	34.59	10.26	32.09	0.00	329	232	PEAK																																																																																										
2	5651.48	53.71	69.40	-15.69	40.96	34.55	10.29	32.09	0.00	329	232	PEAK																																																																																										
3	5700.04	53.81	105.31	-51.50	41.03	34.51	10.32	32.05	0.00	329	232	PEAK																																																																																										
4	5720.12	50.59	111.17	-60.58	37.75	34.53	10.34	32.03	0.00	329	232	PEAK																																																																																										
Limit	Read	Ant	Cable	Preamp	Aux	APos	TPos	Remark																																																																																														
Freq	Level	Line Margin	Level	Factor	Loss Factor	Factor	cm	deg																																																																																														
1	5795.00	91.59	-----	-----	78.56	34.60	10.40	31.97	0.00	329	232	PEAK																																																																																										
Avg	<div style="display: flex; justify-content: space-between;"> <div style="width: 48%; text-align: center;"> <p>Blank</p> </div> <div style="width: 48%;"> <table border="1"> <thead> <tr> <th>Limit</th> <th>Read</th> <th>Ant</th> <th>Cable</th> <th>Preamp</th> <th>Aux</th> <th>APos</th> <th>TPos</th> <th>Remark</th> </tr> <tr> <th>Freq</th> <th>Level</th> <th>Line Margin</th> <th>Level</th> <th>Factor</th> <th>Loss Factor</th> <th>Factor</th> <th>cm</th> <th>deg</th> </tr> </thead> <tbody> <tr> <td>1</td> <td>5795.00</td> <td>83.97</td> <td>-----</td> <td>-----</td> <td>70.94</td> <td>34.60</td> <td>10.40</td> <td>31.97</td> <td>0.00</td> <td>329</td> <td>232</td> <td>AVERAGE</td> </tr> </tbody> </table> </div> </div>	Limit	Read	Ant	Cable	Preamp	Aux	APos	TPos	Remark	Freq	Level	Line Margin	Level	Factor	Loss Factor	Factor	cm	deg	1	5795.00	83.97	-----	-----	70.94	34.60	10.40	31.97	0.00	329	232	AVERAGE																																																																						
Limit	Read	Ant	Cable	Preamp	Aux	APos	TPos	Remark																																																																																														
Freq	Level	Line Margin	Level	Factor	Loss Factor	Factor	cm	deg																																																																																														
1	5795.00	83.97	-----	-----	70.94	34.60	10.40	31.97	0.00	329	232	AVERAGE																																																																																										



Mode	8																																																																									
	Band Edge - R																																																																									
	U-NII-3_5.725-5.85_802.11ac VHT40_CH159_Full_5795MHz																																																																									
Pol.	Horizontal	Fundamental																																																																								
Peak	<table border="1"> <thead> <tr> <th>Limit</th> <th>Read</th> <th>Ant</th> <th>Cable</th> <th>Preamp</th> <th>Aux</th> <th>APos</th> <th>TPos</th> <th>Remark</th> </tr> <tr> <th>Freq</th> <th>Level</th> <th>Line</th> <th>Margin</th> <th>Level</th> <th>Factor</th> <th>Loss</th> <th>Factor</th> <th>Factor</th> <th>cm</th> <th>deg</th> </tr> </thead> <tbody> <tr> <td>1</td> <td>5854.83</td> <td>54.06</td> <td>111.29</td> <td>-57.23</td> <td>40.71</td> <td>34.84</td> <td>10.45</td> <td>31.94</td> <td>0.00</td> <td>329</td> <td>232</td> <td>PEAK</td> </tr> <tr> <td>2</td> <td>5874.36</td> <td>54.82</td> <td>105.48</td> <td>-50.66</td> <td>41.38</td> <td>34.92</td> <td>10.47</td> <td>31.95</td> <td>0.00</td> <td>329</td> <td>232</td> <td>PEAK</td> </tr> <tr> <td>3</td> <td>5924.27</td> <td>52.87</td> <td>68.84</td> <td>-15.97</td> <td>39.24</td> <td>35.11</td> <td>10.51</td> <td>31.99</td> <td>0.00</td> <td>329</td> <td>232</td> <td>PEAK</td> </tr> <tr> <td>4</td> <td>5948.61</td> <td>55.33</td> <td>68.30</td> <td>-12.97</td> <td>41.59</td> <td>35.21</td> <td>10.54</td> <td>32.01</td> <td>0.00</td> <td>329</td> <td>232</td> <td>PEAK</td> </tr> </tbody> </table>	Limit	Read	Ant	Cable	Preamp	Aux	APos	TPos	Remark	Freq	Level	Line	Margin	Level	Factor	Loss	Factor	Factor	cm	deg	1	5854.83	54.06	111.29	-57.23	40.71	34.84	10.45	31.94	0.00	329	232	PEAK	2	5874.36	54.82	105.48	-50.66	41.38	34.92	10.47	31.95	0.00	329	232	PEAK	3	5924.27	52.87	68.84	-15.97	39.24	35.11	10.51	31.99	0.00	329	232	PEAK	4	5948.61	55.33	68.30	-12.97	41.59	35.21	10.54	32.01	0.00	329	232	PEAK	Blank
Limit	Read	Ant	Cable	Preamp	Aux	APos	TPos	Remark																																																																		
Freq	Level	Line	Margin	Level	Factor	Loss	Factor	Factor	cm	deg																																																																
1	5854.83	54.06	111.29	-57.23	40.71	34.84	10.45	31.94	0.00	329	232	PEAK																																																														
2	5874.36	54.82	105.48	-50.66	41.38	34.92	10.47	31.95	0.00	329	232	PEAK																																																														
3	5924.27	52.87	68.84	-15.97	39.24	35.11	10.51	31.99	0.00	329	232	PEAK																																																														
4	5948.61	55.33	68.30	-12.97	41.59	35.21	10.54	32.01	0.00	329	232	PEAK																																																														



8																																																																																																																									
Mode	Band Edge - L																																																																																																																								
U-NII-3_5.725-5.85_802.11ac VHT40_CH159_Full_5795MHz																																																																																																																									
Pol.	Vertical																																																																																																																								
Peak	 <p>Level (dBuV/m) vs Frequency (MHz) for Vertical polarization. Shows a rising red line for 5G BAND4 and a blue line for the actual signal. Four peaks are marked with vertical lines and numbered 1-4.</p> <table border="1"> <thead> <tr> <th>Limit</th> <th>Read</th> <th>Ant</th> <th>Cable</th> <th>Preamp</th> <th>Aux</th> <th>APos</th> <th>TPos</th> <th>Remark</th> </tr> <tr> <th>Freq</th> <th>Level</th> <th>Line</th> <th>Margin</th> <th>Level</th> <th>Factor</th> <th>Loss</th> <th>Factor</th> <th>Factor</th> </tr> <tr> <th>MHz</th> <th>dBuV/m</th> <th>dBuV/m</th> <th>dB</th> <th>dBuV</th> <th>dB/m</th> <th>dB</th> <th>dB</th> <th>dB</th> </tr> </thead> <tbody> <tr> <td>1</td> <td>5635.69</td> <td>55.35</td> <td>68.30</td> <td>-12.95</td> <td>42.61</td> <td>34.57</td> <td>10.27</td> <td>32.10</td> <td>0.00</td> <td>300</td> <td>208</td> <td>PEAK</td> </tr> <tr> <td>2</td> <td>5651.48</td> <td>52.79</td> <td>69.40</td> <td>-16.61</td> <td>40.04</td> <td>34.55</td> <td>10.29</td> <td>32.09</td> <td>0.00</td> <td>300</td> <td>208</td> <td>PEAK</td> </tr> <tr> <td>3</td> <td>5700.04</td> <td>53.42</td> <td>105.31</td> <td>-51.89</td> <td>40.64</td> <td>34.51</td> <td>10.32</td> <td>32.05</td> <td>0.00</td> <td>300</td> <td>208</td> <td>PEAK</td> </tr> <tr> <td>4</td> <td>5720.51</td> <td>55.05</td> <td>112.06</td> <td>-57.01</td> <td>42.21</td> <td>34.53</td> <td>10.34</td> <td>32.03</td> <td>0.00</td> <td>300</td> <td>208</td> <td>PEAK</td> </tr> </tbody> </table>	Limit	Read	Ant	Cable	Preamp	Aux	APos	TPos	Remark	Freq	Level	Line	Margin	Level	Factor	Loss	Factor	Factor	MHz	dBuV/m	dBuV/m	dB	dBuV	dB/m	dB	dB	dB	1	5635.69	55.35	68.30	-12.95	42.61	34.57	10.27	32.10	0.00	300	208	PEAK	2	5651.48	52.79	69.40	-16.61	40.04	34.55	10.29	32.09	0.00	300	208	PEAK	3	5700.04	53.42	105.31	-51.89	40.64	34.51	10.32	32.05	0.00	300	208	PEAK	4	5720.51	55.05	112.06	-57.01	42.21	34.53	10.34	32.03	0.00	300	208	PEAK	 <p>Level (dBuV/m) vs Frequency (MHz) for Fundamental polarization. Shows a red line for 5G BAND4 and a blue line for the actual signal. A single sharp peak is visible at 5795 MHz.</p> <table border="1"> <thead> <tr> <th>Limit</th> <th>Read</th> <th>Ant</th> <th>Cable</th> <th>Preamp</th> <th>Aux</th> <th>APos</th> <th>TPos</th> <th>Remark</th> </tr> <tr> <th>Freq</th> <th>Level</th> <th>Line</th> <th>Margin</th> <th>Level</th> <th>Factor</th> <th>Loss</th> <th>Factor</th> <th>Factor</th> </tr> <tr> <th>MHz</th> <th>dBuV/m</th> <th>dBuV/m</th> <th>dB</th> <th>dBuV</th> <th>dB/m</th> <th>dB</th> <th>dB</th> <th>dB</th> </tr> </thead> <tbody> <tr> <td>1</td> <td>5795.00</td> <td>103.03</td> <td>-----</td> <td>-----</td> <td>89.97</td> <td>34.62</td> <td>10.41</td> <td>31.97</td> <td>0.00</td> <td>300</td> <td>208</td> <td>PEAK</td> </tr> </tbody> </table>	Limit	Read	Ant	Cable	Preamp	Aux	APos	TPos	Remark	Freq	Level	Line	Margin	Level	Factor	Loss	Factor	Factor	MHz	dBuV/m	dBuV/m	dB	dBuV	dB/m	dB	dB	dB	1	5795.00	103.03	-----	-----	89.97	34.62	10.41	31.97	0.00	300	208	PEAK
	Limit	Read	Ant	Cable	Preamp	Aux	APos	TPos	Remark																																																																																																																
Freq	Level	Line	Margin	Level	Factor	Loss	Factor	Factor																																																																																																																	
MHz	dBuV/m	dBuV/m	dB	dBuV	dB/m	dB	dB	dB																																																																																																																	
1	5635.69	55.35	68.30	-12.95	42.61	34.57	10.27	32.10	0.00	300	208	PEAK																																																																																																													
2	5651.48	52.79	69.40	-16.61	40.04	34.55	10.29	32.09	0.00	300	208	PEAK																																																																																																													
3	5700.04	53.42	105.31	-51.89	40.64	34.51	10.32	32.05	0.00	300	208	PEAK																																																																																																													
4	5720.51	55.05	112.06	-57.01	42.21	34.53	10.34	32.03	0.00	300	208	PEAK																																																																																																													
Limit	Read	Ant	Cable	Preamp	Aux	APos	TPos	Remark																																																																																																																	
Freq	Level	Line	Margin	Level	Factor	Loss	Factor	Factor																																																																																																																	
MHz	dBuV/m	dBuV/m	dB	dBuV	dB/m	dB	dB	dB																																																																																																																	
1	5795.00	103.03	-----	-----	89.97	34.62	10.41	31.97	0.00	300	208	PEAK																																																																																																													
Avg	<p>Blank</p>	 <p>Level (dBuV/m) vs Frequency (MHz) for Fundamental polarization, averaged. Shows a red line for 5G BAND4 (AVG) and a blue line for the actual signal. A single sharp peak is visible at 5795 MHz.</p> <table border="1"> <thead> <tr> <th>Limit</th> <th>Read</th> <th>Ant</th> <th>Cable</th> <th>Preamp</th> <th>Aux</th> <th>APos</th> <th>TPos</th> <th>Remark</th> </tr> <tr> <th>Freq</th> <th>Level</th> <th>Line</th> <th>Margin</th> <th>Level</th> <th>Factor</th> <th>Loss</th> <th>Factor</th> <th>Factor</th> </tr> <tr> <th>MHz</th> <th>dBuV/m</th> <th>dBuV/m</th> <th>dB</th> <th>dBuV</th> <th>dB/m</th> <th>dB</th> <th>dB</th> <th>dB</th> </tr> </thead> <tbody> <tr> <td>1</td> <td>5795.00</td> <td>93.23</td> <td>-----</td> <td>-----</td> <td>80.20</td> <td>34.60</td> <td>10.40</td> <td>31.97</td> <td>0.00</td> <td>300</td> <td>208</td> <td>AVERAGE</td> </tr> </tbody> </table>	Limit	Read	Ant	Cable	Preamp	Aux	APos	TPos	Remark	Freq	Level	Line	Margin	Level	Factor	Loss	Factor	Factor	MHz	dBuV/m	dBuV/m	dB	dBuV	dB/m	dB	dB	dB	1	5795.00	93.23	-----	-----	80.20	34.60	10.40	31.97	0.00	300	208	AVERAGE																																																																															
Limit	Read	Ant	Cable	Preamp	Aux	APos	TPos	Remark																																																																																																																	
Freq	Level	Line	Margin	Level	Factor	Loss	Factor	Factor																																																																																																																	
MHz	dBuV/m	dBuV/m	dB	dBuV	dB/m	dB	dB	dB																																																																																																																	
1	5795.00	93.23	-----	-----	80.20	34.60	10.40	31.97	0.00	300	208	AVERAGE																																																																																																													



Mode	8																																																																									
	Band Edge - R																																																																									
	U-NII-3_5.725-5.85_802.11ac VHT40_CH159_Full_5795MHz																																																																									
Pol.	Vertical	Fundamental																																																																								
Peak	<table border="1"> <thead> <tr> <th>Limit</th> <th>Read</th> <th>Ant</th> <th>Cable</th> <th>Preamp</th> <th>Aux</th> <th>APos</th> <th>TPos</th> <th>Remark</th> </tr> <tr> <th>Freq</th> <th>Level</th> <th>Line</th> <th>Margin</th> <th>Level</th> <th>Factor</th> <th>Loss</th> <th>Factor</th> <th>Factor</th> <th>cm</th> <th>deg</th> </tr> </thead> <tbody> <tr> <td>1</td> <td>5854.68</td> <td>55.15</td> <td>111.64</td> <td>-56.49</td> <td>41.80</td> <td>34.84</td> <td>10.45</td> <td>31.94</td> <td>0.00</td> <td>300</td> <td>200</td> <td>PEAK</td> </tr> <tr> <td>2</td> <td>5874.21</td> <td>54.89</td> <td>105.52</td> <td>-50.63</td> <td>41.46</td> <td>34.91</td> <td>10.47</td> <td>31.95</td> <td>0.00</td> <td>300</td> <td>200</td> <td>PEAK</td> </tr> <tr> <td>3</td> <td>5924.58</td> <td>53.23</td> <td>68.61</td> <td>-15.38</td> <td>39.59</td> <td>35.11</td> <td>10.52</td> <td>31.99</td> <td>0.00</td> <td>300</td> <td>200</td> <td>PEAK</td> </tr> <tr> <td>4</td> <td>5936.21</td> <td>55.42</td> <td>68.30</td> <td>-12.88</td> <td>41.73</td> <td>35.16</td> <td>10.53</td> <td>32.00</td> <td>0.00</td> <td>300</td> <td>200</td> <td>PEAK</td> </tr> </tbody> </table>	Limit	Read	Ant	Cable	Preamp	Aux	APos	TPos	Remark	Freq	Level	Line	Margin	Level	Factor	Loss	Factor	Factor	cm	deg	1	5854.68	55.15	111.64	-56.49	41.80	34.84	10.45	31.94	0.00	300	200	PEAK	2	5874.21	54.89	105.52	-50.63	41.46	34.91	10.47	31.95	0.00	300	200	PEAK	3	5924.58	53.23	68.61	-15.38	39.59	35.11	10.52	31.99	0.00	300	200	PEAK	4	5936.21	55.42	68.30	-12.88	41.73	35.16	10.53	32.00	0.00	300	200	PEAK	Blank
Limit	Read	Ant	Cable	Preamp	Aux	APos	TPos	Remark																																																																		
Freq	Level	Line	Margin	Level	Factor	Loss	Factor	Factor	cm	deg																																																																
1	5854.68	55.15	111.64	-56.49	41.80	34.84	10.45	31.94	0.00	300	200	PEAK																																																														
2	5874.21	54.89	105.52	-50.63	41.46	34.91	10.47	31.95	0.00	300	200	PEAK																																																														
3	5924.58	53.23	68.61	-15.38	39.59	35.11	10.52	31.99	0.00	300	200	PEAK																																																														
4	5936.21	55.42	68.30	-12.88	41.73	35.16	10.53	32.00	0.00	300	200	PEAK																																																														



Mode	8																																																																									
	Harmonic																																																																									
	U-NII-3_5.725-5.85_802.11ac VHT40_CH159_Full_5795MHz																																																																									
Pol.	Horizontal	Vertical																																																																								
Peak Avg	<table border="1"> <thead> <tr> <th>Limit</th> <th>Read</th> <th>Ant</th> <th>Cable</th> <th>Preamp</th> <th>Aux</th> <th>APos</th> <th>TPos</th> <th>Remark</th> </tr> <tr> <th>Freq</th> <th>Level</th> <th>Line</th> <th>Margin</th> <th>Level</th> <th>Factor</th> <th>Loss</th> <th>Factor</th> <th>Factor</th> </tr> <tr> <th>MHz</th> <th>dBuV/m</th> <th>dBuV/m</th> <th>dB</th> <th>dBuV</th> <th>dB/m</th> <th>dB</th> <th>dB</th> <th>dB</th> </tr> </thead> <tbody> <tr> <td>1 11590.00</td> <td>45.70</td> <td>74.00</td> <td>-28.30</td> <td>53.82</td> <td>38.39</td> <td>14.98</td> <td>61.49</td> <td>0.00</td> </tr> </tbody> </table>	Limit	Read	Ant	Cable	Preamp	Aux	APos	TPos	Remark	Freq	Level	Line	Margin	Level	Factor	Loss	Factor	Factor	MHz	dBuV/m	dBuV/m	dB	dBuV	dB/m	dB	dB	dB	1 11590.00	45.70	74.00	-28.30	53.82	38.39	14.98	61.49	0.00	<table border="1"> <thead> <tr> <th>Limit</th> <th>Read</th> <th>Ant</th> <th>Cable</th> <th>Preamp</th> <th>Aux</th> <th>APos</th> <th>TPos</th> <th>Remark</th> </tr> <tr> <th>Freq</th> <th>Level</th> <th>Line</th> <th>Margin</th> <th>Level</th> <th>Factor</th> <th>Loss</th> <th>Factor</th> <th>Factor</th> </tr> <tr> <th>MHz</th> <th>dBuV/m</th> <th>dBuV/m</th> <th>dB</th> <th>dBuV</th> <th>dB/m</th> <th>dB</th> <th>dB</th> <th>dB</th> </tr> </thead> <tbody> <tr> <td>1 11590.00</td> <td>46.10</td> <td>74.00</td> <td>-27.90</td> <td>54.22</td> <td>38.39</td> <td>14.98</td> <td>61.49</td> <td>0.00</td> </tr> </tbody> </table>	Limit	Read	Ant	Cable	Preamp	Aux	APos	TPos	Remark	Freq	Level	Line	Margin	Level	Factor	Loss	Factor	Factor	MHz	dBuV/m	dBuV/m	dB	dBuV	dB/m	dB	dB	dB	1 11590.00	46.10	74.00	-27.90	54.22	38.39	14.98	61.49	0.00
Limit	Read	Ant	Cable	Preamp	Aux	APos	TPos	Remark																																																																		
Freq	Level	Line	Margin	Level	Factor	Loss	Factor	Factor																																																																		
MHz	dBuV/m	dBuV/m	dB	dBuV	dB/m	dB	dB	dB																																																																		
1 11590.00	45.70	74.00	-28.30	53.82	38.39	14.98	61.49	0.00																																																																		
Limit	Read	Ant	Cable	Preamp	Aux	APos	TPos	Remark																																																																		
Freq	Level	Line	Margin	Level	Factor	Loss	Factor	Factor																																																																		
MHz	dBuV/m	dBuV/m	dB	dBuV	dB/m	dB	dB	dB																																																																		
1 11590.00	46.10	74.00	-27.90	54.22	38.39	14.98	61.49	0.00																																																																		

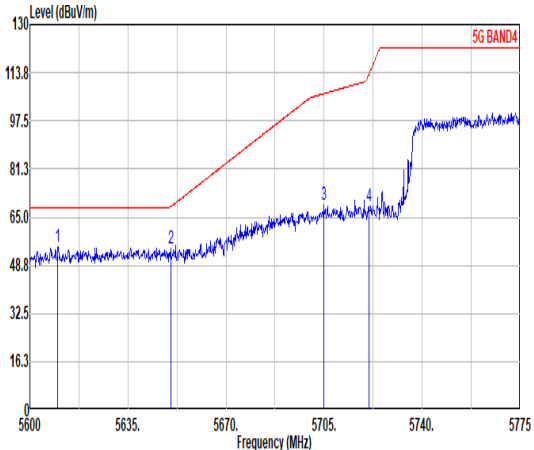
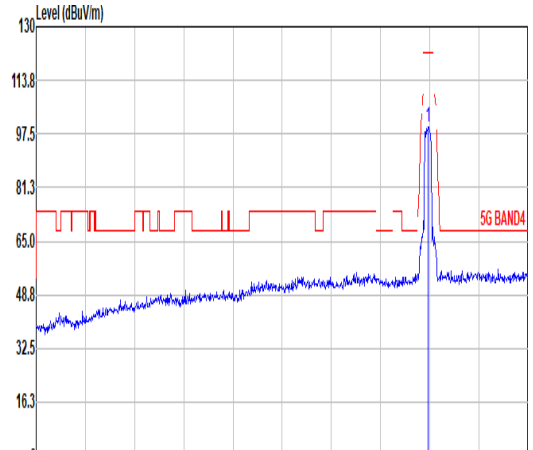
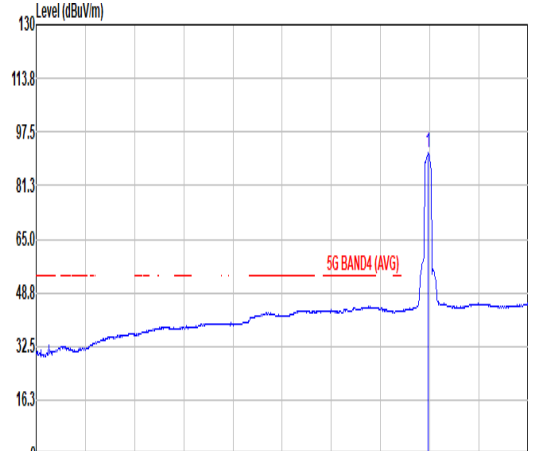


Mode		9																																																																																																																									
		Band Edge - L																																																																																																																									
		U-NII-3_5.725-5.85_802.11ac VHT80_CH155_Full_5775MHz																																																																																																																									
Pol.	Horizontal	Fundamental																																																																																																																									
Peak	<table border="1"> <thead> <tr> <th>Limit</th> <th>Read</th> <th>Ant</th> <th>Cable</th> <th>Preamp</th> <th>Aux</th> <th>APos</th> <th>TPos</th> <th>Remark</th> </tr> <tr> <th>Freq</th> <th>Level</th> <th>Line Margin</th> <th>Level</th> <th>Factor</th> <th>Loss Factor</th> <th>Factor</th> <th></th> <th></th> </tr> <tr> <th>MHz</th> <th>dBuV/m</th> <th>dBuV/m</th> <th>dB</th> <th>dBuV</th> <th>dB/m</th> <th>dB</th> <th>dB</th> <th>cm</th> <th>deg</th> </tr> </thead> <tbody> <tr> <td>1</td> <td>5614.00</td> <td>54.20</td> <td>68.30</td> <td>-14.10</td> <td>41.43</td> <td>34.59</td> <td>10.26</td> <td>32.08</td> <td>0.00</td> <td>365</td> <td>231</td> <td>PEAK</td> </tr> <tr> <td>2</td> <td>5650.93</td> <td>53.22</td> <td>68.99</td> <td>-15.77</td> <td>40.47</td> <td>34.55</td> <td>10.29</td> <td>32.09</td> <td>0.00</td> <td>365</td> <td>231</td> <td>PEAK</td> </tr> <tr> <td>3</td> <td>5705.53</td> <td>59.89</td> <td>106.85</td> <td>-46.96</td> <td>47.10</td> <td>34.51</td> <td>10.33</td> <td>32.05</td> <td>0.00</td> <td>365</td> <td>231</td> <td>PEAK</td> </tr> <tr> <td>4</td> <td>5720.58</td> <td>57.49</td> <td>112.21</td> <td>-54.72</td> <td>44.65</td> <td>34.53</td> <td>10.34</td> <td>32.03</td> <td>0.00</td> <td>365</td> <td>231</td> <td>PEAK</td> </tr> </tbody> </table>	Limit	Read	Ant	Cable	Preamp	Aux	APos	TPos	Remark	Freq	Level	Line Margin	Level	Factor	Loss Factor	Factor			MHz	dBuV/m	dBuV/m	dB	dBuV	dB/m	dB	dB	cm	deg	1	5614.00	54.20	68.30	-14.10	41.43	34.59	10.26	32.08	0.00	365	231	PEAK	2	5650.93	53.22	68.99	-15.77	40.47	34.55	10.29	32.09	0.00	365	231	PEAK	3	5705.53	59.89	106.85	-46.96	47.10	34.51	10.33	32.05	0.00	365	231	PEAK	4	5720.58	57.49	112.21	-54.72	44.65	34.53	10.34	32.03	0.00	365	231	PEAK	<table border="1"> <thead> <tr> <th>Limit</th> <th>Read</th> <th>Ant</th> <th>Cable</th> <th>Preamp</th> <th>Aux</th> <th>APos</th> <th>TPos</th> <th>Remark</th> </tr> <tr> <th>Freq</th> <th>Level</th> <th>Line Margin</th> <th>Level</th> <th>Factor</th> <th>Loss Factor</th> <th>Factor</th> <th></th> <th></th> </tr> <tr> <th>MHz</th> <th>dBuV/m</th> <th>dBuV/m</th> <th>dB</th> <th>dBuV</th> <th>dB/m</th> <th>dB</th> <th>dB</th> <th>cm</th> <th>deg</th> </tr> </thead> <tbody> <tr> <td>1</td> <td>5775.00</td> <td>89.62</td> <td>-----</td> <td>-----</td> <td>76.69</td> <td>34.56</td> <td>10.37</td> <td>32.00</td> <td>0.00</td> <td>365</td> <td>231</td> <td>PEAK</td> </tr> </tbody> </table>	Limit	Read	Ant	Cable	Preamp	Aux	APos	TPos	Remark	Freq	Level	Line Margin	Level	Factor	Loss Factor	Factor			MHz	dBuV/m	dBuV/m	dB	dBuV	dB/m	dB	dB	cm	deg	1	5775.00	89.62	-----	-----	76.69	34.56	10.37	32.00	0.00	365	231	PEAK
	Limit	Read	Ant	Cable	Preamp	Aux	APos	TPos	Remark																																																																																																																		
Freq	Level	Line Margin	Level	Factor	Loss Factor	Factor																																																																																																																					
MHz	dBuV/m	dBuV/m	dB	dBuV	dB/m	dB	dB	cm	deg																																																																																																																		
1	5614.00	54.20	68.30	-14.10	41.43	34.59	10.26	32.08	0.00	365	231	PEAK																																																																																																															
2	5650.93	53.22	68.99	-15.77	40.47	34.55	10.29	32.09	0.00	365	231	PEAK																																																																																																															
3	5705.53	59.89	106.85	-46.96	47.10	34.51	10.33	32.05	0.00	365	231	PEAK																																																																																																															
4	5720.58	57.49	112.21	-54.72	44.65	34.53	10.34	32.03	0.00	365	231	PEAK																																																																																																															
Limit	Read	Ant	Cable	Preamp	Aux	APos	TPos	Remark																																																																																																																			
Freq	Level	Line Margin	Level	Factor	Loss Factor	Factor																																																																																																																					
MHz	dBuV/m	dBuV/m	dB	dBuV	dB/m	dB	dB	cm	deg																																																																																																																		
1	5775.00	89.62	-----	-----	76.69	34.56	10.37	32.00	0.00	365	231	PEAK																																																																																																															
Avg	Blank	<table border="1"> <thead> <tr> <th>Limit</th> <th>Read</th> <th>Ant</th> <th>Cable</th> <th>Preamp</th> <th>Aux</th> <th>APos</th> <th>TPos</th> <th>Remark</th> </tr> <tr> <th>Freq</th> <th>Level</th> <th>Line Margin</th> <th>Level</th> <th>Factor</th> <th>Loss Factor</th> <th>Factor</th> <th></th> <th></th> </tr> <tr> <th>MHz</th> <th>dBuV/m</th> <th>dBuV/m</th> <th>dB</th> <th>dBuV</th> <th>dB/m</th> <th>dB</th> <th>dB</th> <th>cm</th> <th>deg</th> </tr> </thead> <tbody> <tr> <td>1</td> <td>5775.00</td> <td>80.24</td> <td>-----</td> <td>-----</td> <td>67.27</td> <td>34.58</td> <td>10.38</td> <td>31.99</td> <td>0.00</td> <td>365</td> <td>231</td> <td>AVERAGE</td> </tr> </tbody> </table>	Limit	Read	Ant	Cable	Preamp	Aux	APos	TPos	Remark	Freq	Level	Line Margin	Level	Factor	Loss Factor	Factor			MHz	dBuV/m	dBuV/m	dB	dBuV	dB/m	dB	dB	cm	deg	1	5775.00	80.24	-----	-----	67.27	34.58	10.38	31.99	0.00	365	231	AVERAGE																																																																																
Limit	Read	Ant	Cable	Preamp	Aux	APos	TPos	Remark																																																																																																																			
Freq	Level	Line Margin	Level	Factor	Loss Factor	Factor																																																																																																																					
MHz	dBuV/m	dBuV/m	dB	dBuV	dB/m	dB	dB	cm	deg																																																																																																																		
1	5775.00	80.24	-----	-----	67.27	34.58	10.38	31.99	0.00	365	231	AVERAGE																																																																																																															



Mode	9																																																																																
	Band Edge - R																																																																																
	U-NII-3_5.725-5.85_802.11ac VHT80_CH155_Full_5775MHz																																																																																
Pol.	Horizontal	Fundamental																																																																															
Peak	<table border="1"> <thead> <tr> <th>Limit</th> <th>Read</th> <th>Ant</th> <th>Cable</th> <th>Preamp</th> <th>Aux</th> <th>APos</th> <th>TPos</th> <th>Remark</th> </tr> <tr> <th>Freq</th> <th>Level</th> <th>Line</th> <th>Margin</th> <th>Level</th> <th>Factor</th> <th>Loss</th> <th>Factor</th> <th>Factor</th> </tr> <tr> <th>MHz</th> <th>dBuV/m</th> <th>dBuV/m</th> <th>dB</th> <th>dBuV</th> <th>dB/m</th> <th>dB</th> <th>dB</th> <th>cm</th> </tr> </thead> <tbody> <tr> <td>1</td> <td>5854.80</td> <td>53.55</td> <td>111.36</td> <td>-57.81</td> <td>40.20</td> <td>34.84</td> <td>10.45</td> <td>31.94</td> <td>0.00</td> <td>365</td> <td>231</td> <td>PEAK</td> </tr> <tr> <td>2</td> <td>5874.23</td> <td>54.56</td> <td>105.52</td> <td>-50.96</td> <td>41.13</td> <td>34.91</td> <td>10.47</td> <td>31.95</td> <td>0.00</td> <td>365</td> <td>231</td> <td>PEAK</td> </tr> <tr> <td>3</td> <td>5924.80</td> <td>53.80</td> <td>68.45</td> <td>-14.65</td> <td>40.16</td> <td>35.11</td> <td>10.52</td> <td>31.99</td> <td>0.00</td> <td>365</td> <td>231</td> <td>PEAK</td> </tr> <tr> <td>4</td> <td>5948.78</td> <td>56.09</td> <td>68.30</td> <td>-12.21</td> <td>42.35</td> <td>35.21</td> <td>10.54</td> <td>32.01</td> <td>0.00</td> <td>365</td> <td>231</td> <td>PEAK</td> </tr> </tbody> </table>	Limit	Read	Ant	Cable	Preamp	Aux	APos	TPos	Remark	Freq	Level	Line	Margin	Level	Factor	Loss	Factor	Factor	MHz	dBuV/m	dBuV/m	dB	dBuV	dB/m	dB	dB	cm	1	5854.80	53.55	111.36	-57.81	40.20	34.84	10.45	31.94	0.00	365	231	PEAK	2	5874.23	54.56	105.52	-50.96	41.13	34.91	10.47	31.95	0.00	365	231	PEAK	3	5924.80	53.80	68.45	-14.65	40.16	35.11	10.52	31.99	0.00	365	231	PEAK	4	5948.78	56.09	68.30	-12.21	42.35	35.21	10.54	32.01	0.00	365	231	PEAK	Blank
Limit	Read	Ant	Cable	Preamp	Aux	APos	TPos	Remark																																																																									
Freq	Level	Line	Margin	Level	Factor	Loss	Factor	Factor																																																																									
MHz	dBuV/m	dBuV/m	dB	dBuV	dB/m	dB	dB	cm																																																																									
1	5854.80	53.55	111.36	-57.81	40.20	34.84	10.45	31.94	0.00	365	231	PEAK																																																																					
2	5874.23	54.56	105.52	-50.96	41.13	34.91	10.47	31.95	0.00	365	231	PEAK																																																																					
3	5924.80	53.80	68.45	-14.65	40.16	35.11	10.52	31.99	0.00	365	231	PEAK																																																																					
4	5948.78	56.09	68.30	-12.21	42.35	35.21	10.54	32.01	0.00	365	231	PEAK																																																																					



9																																																																																													
Mode	Band Edge - L																																																																																												
U-NII-3_5.725-5.85_802.11ac VHT80_CH155_Full_5775MHz																																																																																													
Pol.	Vertical																																																																																												
Peak	 <p>Level (dBuV/m) vs Frequency (MHz) for Vertical Peak. The plot shows a rising signal level from 5600 MHz to 5775 MHz. A red line indicates the 5G BAND4 limit. Four peaks are marked with blue vertical lines and numbered 1 to 4.</p> <table border="1"> <thead> <tr> <th>Peak</th> <th>Freq (MHz)</th> <th>Level (dBuV/m)</th> <th>Limit (dBuV/m)</th> <th>Line Margin (dB)</th> <th>Read (dBuV)</th> <th>Ant (dB/m)</th> <th>Cable Loss (dB)</th> <th>Preamp Loss (dB)</th> <th>Aux Loss (dB)</th> <th>APos (cm)</th> <th>TPos (deg)</th> <th>Remark</th> </tr> </thead> <tbody> <tr> <td>1</td> <td>5609.98</td> <td>54.96</td> <td>68.30</td> <td>-13.34</td> <td>42.19</td> <td>34.60</td> <td>10.25</td> <td>32.08</td> <td>0.00</td> <td>300</td> <td>210</td> <td>PEAK</td> </tr> <tr> <td>2</td> <td>5658.23</td> <td>54.67</td> <td>68.47</td> <td>-13.80</td> <td>41.93</td> <td>34.55</td> <td>10.28</td> <td>32.09</td> <td>0.00</td> <td>300</td> <td>210</td> <td>PEAK</td> </tr> <tr> <td>3</td> <td>5705.00</td> <td>69.27</td> <td>106.70</td> <td>-37.43</td> <td>56.48</td> <td>34.51</td> <td>10.33</td> <td>32.05</td> <td>0.00</td> <td>300</td> <td>210</td> <td>PEAK</td> </tr> <tr> <td>4</td> <td>5728.93</td> <td>68.78</td> <td>113.01</td> <td>-44.23</td> <td>55.94</td> <td>34.53</td> <td>10.34</td> <td>32.03</td> <td>0.00</td> <td>300</td> <td>210</td> <td>PEAK</td> </tr> </tbody> </table>	Peak	Freq (MHz)	Level (dBuV/m)	Limit (dBuV/m)	Line Margin (dB)	Read (dBuV)	Ant (dB/m)	Cable Loss (dB)	Preamp Loss (dB)	Aux Loss (dB)	APos (cm)	TPos (deg)	Remark	1	5609.98	54.96	68.30	-13.34	42.19	34.60	10.25	32.08	0.00	300	210	PEAK	2	5658.23	54.67	68.47	-13.80	41.93	34.55	10.28	32.09	0.00	300	210	PEAK	3	5705.00	69.27	106.70	-37.43	56.48	34.51	10.33	32.05	0.00	300	210	PEAK	4	5728.93	68.78	113.01	-44.23	55.94	34.53	10.34	32.03	0.00	300	210	PEAK	 <p>Level (dBuV/m) vs Frequency (MHz) for Fundamental Peak. The plot shows a sharp peak at 5775 MHz. A red line indicates the 5G BAND4 limit.</p> <table border="1"> <thead> <tr> <th>Peak</th> <th>Freq (MHz)</th> <th>Level (dBuV/m)</th> <th>Limit (dBuV/m)</th> <th>Line Margin (dB)</th> <th>Read (dBuV)</th> <th>Ant (dB/m)</th> <th>Cable Loss (dB)</th> <th>Preamp Loss (dB)</th> <th>Aux Loss (dB)</th> <th>APos (cm)</th> <th>TPos (deg)</th> <th>Remark</th> </tr> </thead> <tbody> <tr> <td>1</td> <td>5775.00</td> <td>99.76</td> <td>-----</td> <td>-----</td> <td>86.76</td> <td>34.59</td> <td>10.39</td> <td>31.98</td> <td>0.00</td> <td>300</td> <td>210</td> <td>PEAK</td> </tr> </tbody> </table>	Peak	Freq (MHz)	Level (dBuV/m)	Limit (dBuV/m)	Line Margin (dB)	Read (dBuV)	Ant (dB/m)	Cable Loss (dB)	Preamp Loss (dB)	Aux Loss (dB)	APos (cm)	TPos (deg)	Remark	1	5775.00	99.76	-----	-----	86.76	34.59	10.39	31.98	0.00	300	210	PEAK
	Peak	Freq (MHz)	Level (dBuV/m)	Limit (dBuV/m)	Line Margin (dB)	Read (dBuV)	Ant (dB/m)	Cable Loss (dB)	Preamp Loss (dB)	Aux Loss (dB)	APos (cm)	TPos (deg)	Remark																																																																																
1	5609.98	54.96	68.30	-13.34	42.19	34.60	10.25	32.08	0.00	300	210	PEAK																																																																																	
2	5658.23	54.67	68.47	-13.80	41.93	34.55	10.28	32.09	0.00	300	210	PEAK																																																																																	
3	5705.00	69.27	106.70	-37.43	56.48	34.51	10.33	32.05	0.00	300	210	PEAK																																																																																	
4	5728.93	68.78	113.01	-44.23	55.94	34.53	10.34	32.03	0.00	300	210	PEAK																																																																																	
Peak	Freq (MHz)	Level (dBuV/m)	Limit (dBuV/m)	Line Margin (dB)	Read (dBuV)	Ant (dB/m)	Cable Loss (dB)	Preamp Loss (dB)	Aux Loss (dB)	APos (cm)	TPos (deg)	Remark																																																																																	
1	5775.00	99.76	-----	-----	86.76	34.59	10.39	31.98	0.00	300	210	PEAK																																																																																	
Avg	<p style="text-align: center;">Blank</p>	 <p>Level (dBuV/m) vs Frequency (MHz) for Fundamental Average. The plot shows a sharp peak at 5775 MHz. A red line indicates the 5G BAND4 (AVG) limit.</p> <table border="1"> <thead> <tr> <th>Peak</th> <th>Freq (MHz)</th> <th>Level (dBuV/m)</th> <th>Limit (dBuV/m)</th> <th>Line Margin (dB)</th> <th>Read (dBuV)</th> <th>Ant (dB/m)</th> <th>Cable Loss (dB)</th> <th>Preamp Loss (dB)</th> <th>Aux Loss (dB)</th> <th>APos (cm)</th> <th>TPos (deg)</th> <th>Remark</th> </tr> </thead> <tbody> <tr> <td>1</td> <td>5775.00</td> <td>91.20</td> <td>-----</td> <td>-----</td> <td>78.20</td> <td>34.59</td> <td>10.39</td> <td>31.98</td> <td>0.00</td> <td>300</td> <td>210</td> <td>AVERAGE</td> </tr> </tbody> </table>	Peak	Freq (MHz)	Level (dBuV/m)	Limit (dBuV/m)	Line Margin (dB)	Read (dBuV)	Ant (dB/m)	Cable Loss (dB)	Preamp Loss (dB)	Aux Loss (dB)	APos (cm)	TPos (deg)	Remark	1	5775.00	91.20	-----	-----	78.20	34.59	10.39	31.98	0.00	300	210	AVERAGE																																																																	
Peak	Freq (MHz)	Level (dBuV/m)	Limit (dBuV/m)	Line Margin (dB)	Read (dBuV)	Ant (dB/m)	Cable Loss (dB)	Preamp Loss (dB)	Aux Loss (dB)	APos (cm)	TPos (deg)	Remark																																																																																	
1	5775.00	91.20	-----	-----	78.20	34.59	10.39	31.98	0.00	300	210	AVERAGE																																																																																	



Mode	9																																																																																	
	Band Edge - R																																																																																	
	U-NII-3_5.725-5.85_802.11ac VHT80_CH155_Full_5775MHz																																																																																	
Pol.	Vertical	Fundamental																																																																																
Peak	<table border="1"> <thead> <tr> <th>Limit</th> <th>Read</th> <th>Ant</th> <th>Cable</th> <th>Preamp</th> <th>Aux</th> <th>APos</th> <th>TPos</th> <th>Remark</th> </tr> <tr> <th>Freq</th> <th>Level</th> <th>Line</th> <th>Margin</th> <th>Level</th> <th>Factor</th> <th>Loss</th> <th>Factor</th> <th>Factor</th> </tr> <tr> <th>MHz</th> <th>dBuV/m</th> <th>dBuV/m</th> <th>dB</th> <th>dBuV</th> <th>dB/m</th> <th>dB</th> <th>dB</th> <th>cm</th> <th>deg</th> </tr> </thead> <tbody> <tr> <td>1</td> <td>5854.63</td> <td>66.02</td> <td>111.75</td> <td>-45.73</td> <td>52.67</td> <td>34.84</td> <td>10.45</td> <td>31.94</td> <td>0.00</td> <td>300</td> <td>210</td> <td>PEAK</td> </tr> <tr> <td>2</td> <td>5870.38</td> <td>63.88</td> <td>106.59</td> <td>-42.71</td> <td>50.46</td> <td>34.90</td> <td>10.47</td> <td>31.95</td> <td>0.00</td> <td>300</td> <td>210</td> <td>PEAK</td> </tr> <tr> <td>3</td> <td>5924.28</td> <td>53.99</td> <td>68.83</td> <td>-14.84</td> <td>40.36</td> <td>35.11</td> <td>10.51</td> <td>31.99</td> <td>0.00</td> <td>300</td> <td>210</td> <td>PEAK</td> </tr> <tr> <td>4</td> <td>5947.90</td> <td>54.77</td> <td>68.30</td> <td>-13.53</td> <td>41.04</td> <td>35.20</td> <td>10.54</td> <td>32.01</td> <td>0.00</td> <td>300</td> <td>210</td> <td>PEAK</td> </tr> </tbody> </table>	Limit	Read	Ant	Cable	Preamp	Aux	APos	TPos	Remark	Freq	Level	Line	Margin	Level	Factor	Loss	Factor	Factor	MHz	dBuV/m	dBuV/m	dB	dBuV	dB/m	dB	dB	cm	deg	1	5854.63	66.02	111.75	-45.73	52.67	34.84	10.45	31.94	0.00	300	210	PEAK	2	5870.38	63.88	106.59	-42.71	50.46	34.90	10.47	31.95	0.00	300	210	PEAK	3	5924.28	53.99	68.83	-14.84	40.36	35.11	10.51	31.99	0.00	300	210	PEAK	4	5947.90	54.77	68.30	-13.53	41.04	35.20	10.54	32.01	0.00	300	210	PEAK	Blank
Limit	Read	Ant	Cable	Preamp	Aux	APos	TPos	Remark																																																																										
Freq	Level	Line	Margin	Level	Factor	Loss	Factor	Factor																																																																										
MHz	dBuV/m	dBuV/m	dB	dBuV	dB/m	dB	dB	cm	deg																																																																									
1	5854.63	66.02	111.75	-45.73	52.67	34.84	10.45	31.94	0.00	300	210	PEAK																																																																						
2	5870.38	63.88	106.59	-42.71	50.46	34.90	10.47	31.95	0.00	300	210	PEAK																																																																						
3	5924.28	53.99	68.83	-14.84	40.36	35.11	10.51	31.99	0.00	300	210	PEAK																																																																						
4	5947.90	54.77	68.30	-13.53	41.04	35.20	10.54	32.01	0.00	300	210	PEAK																																																																						



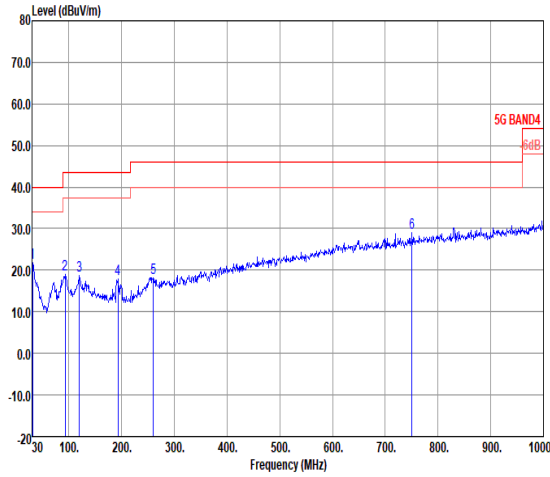
Mode	9																																																																															
	Harmonic																																																																															
	U-NII-3_5.725-5.85_802.11ac VHT80_CH155_Full_5775MHz																																																																															
Pol.	Horizontal	Vertical																																																																														
Peak Avg	<table border="1"> <thead> <tr> <th>Limit</th> <th>Read</th> <th>Ant</th> <th>Cable</th> <th>Preamp</th> <th>Aux</th> <th>APos</th> <th>TPos</th> <th>Remark</th> </tr> <tr> <th>Freq</th> <th>Level</th> <th>Line</th> <th>Margin</th> <th>Level</th> <th>Factor</th> <th>Loss</th> <th>Factor</th> <th>Factor</th> </tr> <tr> <th>MHz</th> <th>dBuV/m</th> <th>dBuV/m</th> <th>dB</th> <th>dBuV</th> <th>dB/m</th> <th>dB</th> <th>dB</th> <th>dB</th> </tr> </thead> <tbody> <tr> <td>1 11550.00</td> <td>46.71</td> <td>74.00</td> <td>-27.29</td> <td>54.92</td> <td>38.34</td> <td>14.95</td> <td>61.50</td> <td>0.00</td> <td>100</td> <td>0</td> <td>PEAK</td> </tr> </tbody> </table>	Limit	Read	Ant	Cable	Preamp	Aux	APos	TPos	Remark	Freq	Level	Line	Margin	Level	Factor	Loss	Factor	Factor	MHz	dBuV/m	dBuV/m	dB	dBuV	dB/m	dB	dB	dB	1 11550.00	46.71	74.00	-27.29	54.92	38.34	14.95	61.50	0.00	100	0	PEAK	<table border="1"> <thead> <tr> <th>Limit</th> <th>Read</th> <th>Ant</th> <th>Cable</th> <th>Preamp</th> <th>Aux</th> <th>APos</th> <th>TPos</th> <th>Remark</th> </tr> <tr> <th>Freq</th> <th>Level</th> <th>Line</th> <th>Margin</th> <th>Level</th> <th>Factor</th> <th>Loss</th> <th>Factor</th> <th>Factor</th> </tr> <tr> <th>MHz</th> <th>dBuV/m</th> <th>dBuV/m</th> <th>dB</th> <th>dBuV</th> <th>dB/m</th> <th>dB</th> <th>dB</th> <th>dB</th> </tr> </thead> <tbody> <tr> <td>1 11550.00</td> <td>47.49</td> <td>74.00</td> <td>-26.51</td> <td>55.70</td> <td>38.34</td> <td>14.95</td> <td>61.50</td> <td>0.00</td> <td>300</td> <td>0</td> <td>PEAK</td> </tr> </tbody> </table>	Limit	Read	Ant	Cable	Preamp	Aux	APos	TPos	Remark	Freq	Level	Line	Margin	Level	Factor	Loss	Factor	Factor	MHz	dBuV/m	dBuV/m	dB	dBuV	dB/m	dB	dB	dB	1 11550.00	47.49	74.00	-26.51	55.70	38.34	14.95	61.50	0.00	300	0	PEAK
Limit	Read	Ant	Cable	Preamp	Aux	APos	TPos	Remark																																																																								
Freq	Level	Line	Margin	Level	Factor	Loss	Factor	Factor																																																																								
MHz	dBuV/m	dBuV/m	dB	dBuV	dB/m	dB	dB	dB																																																																								
1 11550.00	46.71	74.00	-27.29	54.92	38.34	14.95	61.50	0.00	100	0	PEAK																																																																					
Limit	Read	Ant	Cable	Preamp	Aux	APos	TPos	Remark																																																																								
Freq	Level	Line	Margin	Level	Factor	Loss	Factor	Factor																																																																								
MHz	dBuV/m	dBuV/m	dB	dBuV	dB/m	dB	dB	dB																																																																								
1 11550.00	47.49	74.00	-26.51	55.70	38.34	14.95	61.50	0.00	300	0	PEAK																																																																					



Emission below 1GHz

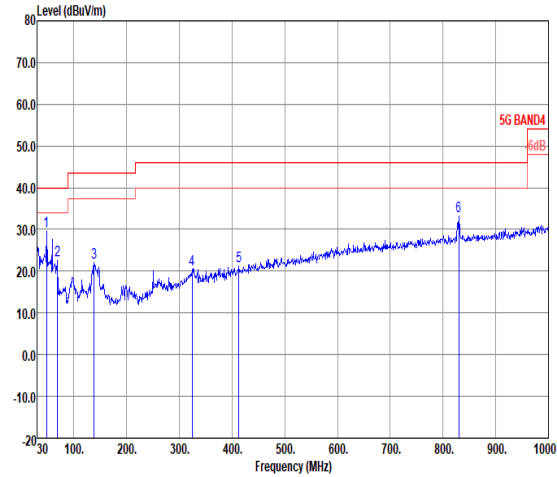
U-NII-3_5.725-5.85_802.11ac_VHT40_CH151_Full_5755MHz

Horizontal



	Over	Limit	ReadAntenna	Cable Preamp	A/Pos	T/Pos	Remark
Freq	Level	Limit	Level	Factor	Loss Factor	cm	deg
MHz	dBuV/m	dB	dBuV/m	dBuV	dB/m	dB	deg
1	30.97	21.78	-18.22	40.00	28.33	25.09	0.76 32.40 --- --- Peak
2	93.05	19.11	-24.39	43.50	34.95	15.20	1.36 32.40 --- --- Peak
3	120.21	18.66	-24.84	43.50	31.88	17.55	1.63 32.40 --- --- Peak
4	192.96	18.02	-25.48	43.50	33.35	15.03	2.04 32.40 --- --- Peak
5	259.89	18.28	-27.72	46.00	28.83	19.67	2.18 32.40 --- --- Peak
6	750.71	28.92	-17.08	46.00	29.68	27.47	4.07 32.30 --- --- Peak

Vertical



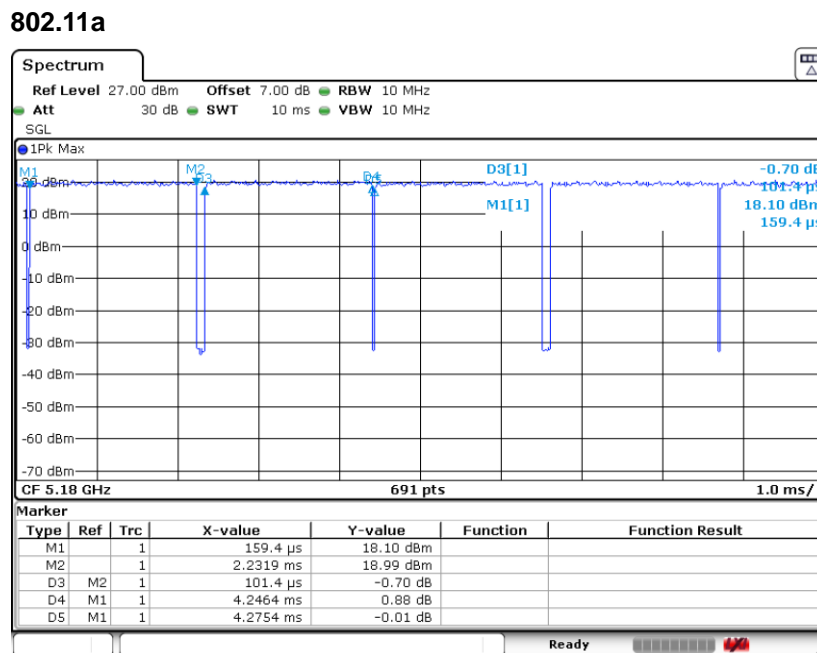
	Over	Limit	ReadAntenna	Cable Preamp	A/Pos	T/Pos	Remark
Freq	Level	Limit	Level	Factor	Loss Factor	cm	deg
MHz	dBuV/m	dB	dBuV/m	dBuV	dB/m	dB	deg
1	48.43	29.49	-10.51	40.00	45.46	15.45	0.98 32.40 --- --- Peak
2	68.80	22.67	-17.33	40.00	38.66	15.24	1.17 32.40 --- --- Peak
3	138.64	22.08	-21.42	43.50	35.18	17.56	1.74 32.40 --- --- Peak
4	323.91	20.42	-25.58	46.00	30.22	19.95	2.65 32.40 --- --- Peak
5	413.15	21.23	-24.77	46.00	28.44	22.16	3.03 32.40 --- --- Peak
6	830.25	33.27	-12.73	46.00	32.53	28.47	4.25 31.98 --- --- Peak



Appendix D. Duty Cycle Plots

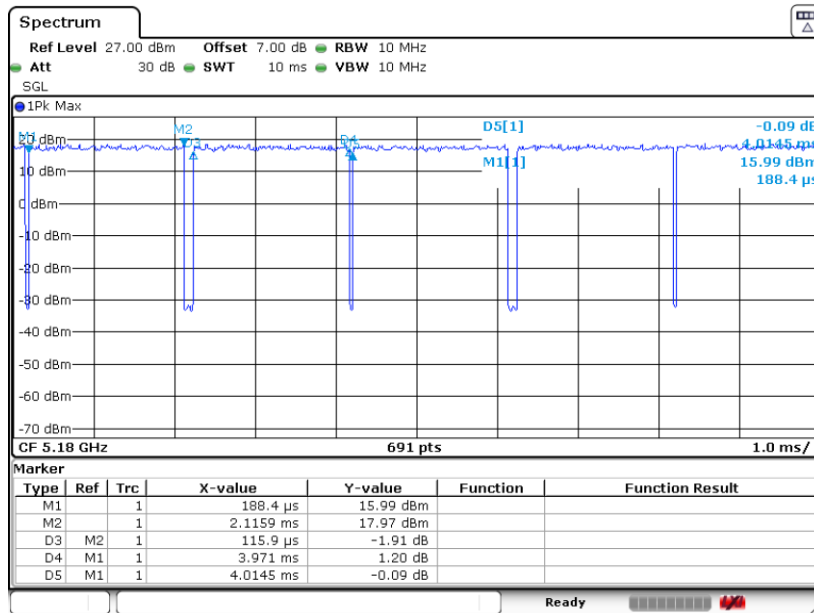
Band	Duty Cycle(%)	T(ms)	1/T(kHz)	VBW Setting
802.11a	96.95	4.145	0.241	0.27kHz
802.11ac VHT20	96.03	3.855	0.259	0.27kHz
802.11ac VHT40	92.25	1.899	0.527	0.56kHz
802.11ac VHT80	86.49	0.928	1.078	1.1kHz

Note: T(ms) = On Time(ms)=D4 - D3; Duty Cycle (%)=T(ms) / D5(ms)

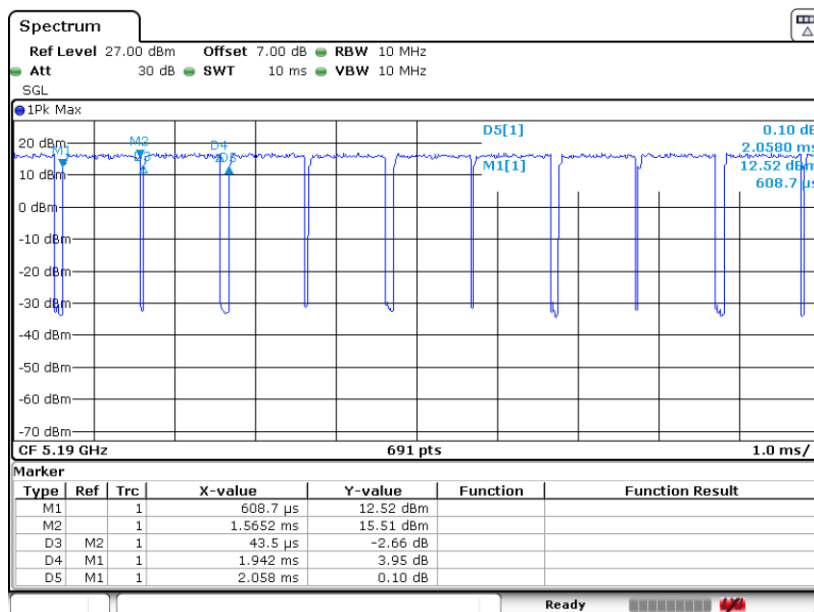




802.11ac VHT20



802.11ac VHT40





802.11ac VHT80

