



FCC RF Test Report

APPLICANT : Quetel Wireless Solutions Co., Ltd.
EQUIPMENT : Smart Module
BRAND NAME : Quetel
MODEL NAME : SC200E-WF
FCC ID : XMR2022SC200EWF
STANDARD : FCC Part 15 Subpart E §15.407
CLASSIFICATION : (NII) Unlicensed National Information Infrastructure
TEST DATE(S) : Nov. 16, 2022 ~ Nov. 20, 2022

We, Sporton International Inc. (Kunshan), would like to declare that the tested sample has been evaluated in accordance with the test procedures and has been in compliance with the applicable technical standards.

The test results in this report apply exclusively to the tested model / sample. Without written approval of Sporton International Inc. (Kunshan), the test report shall not be reproduced except in full.

Jason Jia



Approved by: Jason Jia

Sporton International Inc. (Kunshan)

**No. 1098, Pengxi North Road, Kunshan Economic Development Zone Jiangsu Province 215300
People's Republic of China**



TABLE OF CONTENTS

REVISION HISTORY..... 3

SUMMARY OF TEST RESULT 4

1 GENERAL DESCRIPTION 5

 1.1 Applicant 5

 1.2 Manufacturer 5

 1.3 Product Feature of Equipment Under Test 5

 1.4 Product Specification of Equipment Under Test 6

 1.5 Modification of EUT 7

 1.6 Testing Location 7

 1.7 Test Software 7

 1.8 Applicable Standards 8

2 TEST CONFIGURATION OF EQUIPMENT UNDER TEST 9

 2.1 Carrier Frequency and Channel 9

 2.2 Test Mode 10

 2.3 Connection Diagram of Test System 12

 2.4 Support Unit used in test configuration and system 13

 2.5 EUT Operation Test Setup 13

 2.6 Measurement Results Explanation Example 13

3 TEST RESULT 14

 3.1 26dB & 99% Occupied Bandwidth Measurement 14

 3.2 Maximum Conducted Output Power Measurement 18

 3.3 Power Spectral Density Measurement 20

 3.4 Unwanted Emissions Measurement 22

 3.5 AC Conducted Emission Measurement 27

 3.6 Antenna Requirements 29

4 LIST OF MEASURING EQUIPMENT 30

5 UNCERTAINTY OF EVALUATION 31

APPENDIX A. CONDUCTED TEST RESULTS

APPENDIX B. AC CONDUCTED EMISSION TEST RESULT

APPENDIX C. RADIATED SPURIOUS EMISSION

APPENDIX D. DUTY CYCLE PLOTS

APPENDIX E. SETUP PHOTOGRAPHS



REVISION HISTORY

REPORT NO.	VERSION	DESCRIPTION	ISSUED DATE
FR202417D	Rev. 01	Initial issue of report	Dec. 12, 2022



SUMMARY OF TEST RESULT

Report Section	FCC Rule	Description	Limit	Result	Remark
3.1	2.1049 & 15.403(i)	26dB & 99% Bandwidth	-	Report only	-
3.2	15.407(a)	Maximum Conducted Output Power	≤ 24 dBm	Pass	-
3.3	15.407(a)	Power Spectral Density	≤ 11 dBm	Pass	-
3.4	15.407(b)	Unwanted Emissions	15.407(b) & 15.209(a)	Pass	Under limit 3.14 dB at 5147.63 MHz
3.5	15.207	AC Conducted Emission	15.207(a)	Pass	Under limit 7.00 dB at 0.579 MHz
3.6	15.203 & 15.407(a)	Antenna Requirement	15.203 & 15.407(a)	Pass	-

Declaration of Conformity:
The test results with all measurement uncertainty excluded are presented in accordance with the regulation limits or requirements declared by manufacturers.
Comments and Explanations:
The declared of product specification for EUT presented in the report are provided by the manufacturer, and the manufacturer takes all the responsibilities for the accuracy of product specification.



1 General Description

1.1 Applicant

Quectel Wireless Solutions Co., Ltd.

Building 5, Shanghai Business Park Phase III (Area B), No.1016 Tianlin Road, Minhang District, Shanghai, 200233, China

1.2 Manufacturer

Quectel Wireless Solutions Co., Ltd.

Building 5, Shanghai Business Park Phase III (Area B), No.1016 Tianlin Road, Minhang District, Shanghai, 200233, China

1.3 Product Feature of Equipment Under Test

Product Feature	
Equipment	Smart Module
Brand Name	Quectel
Model Name	SC200E-WF
FCC ID	XMR2022SC200EWF
SN	Conducted: D1C22H552000097 Conduction: D1C22H552000022 Radiation: D1C22H552000023
HW Version	R1.0
SW Version	SC200EWFNAR12A03
EUT Stage	Identical Prototype

Remark: The above EUT's information was declared by manufacturer. Please refer to the specifications or user's manual for more detailed description.



1.4 Product Specification of Equipment Under Test

Standards-related Product Specification	
Tx/Rx Frequency Range	5180 MHz ~ 5240 MHz 5260 MHz ~ 5320 MHz 5500 MHz ~ 5720 MHz
Maximum Output Power to Antenna	<p><5180 MHz ~ 5240 MHz> 802.11a : 16.79 dBm / 0.0478 W 802.11n HT20 : 16.60 dBm / 0.0457 W 802.11n HT40 : 16.18 dBm / 0.0415 W 802.11ac VHT20 : 16.81 dBm / 0.0480 W 802.11ac VHT40 : 16.31 dBm / 0.0428 W 802.11ac VHT80 : 14.06 dBm / 0.0255 W</p> <p><5260 MHz ~ 5320 MHz> 802.11a : 16.79 dBm / 0.0478 W 802.11n HT20 : 16.57 dBm / 0.0454 W 802.11n HT40 : 16.13 dBm / 0.0410 W 802.11ac VHT20 : 16.76 dBm / 0.0474 W 802.11ac VHT40 : 16.26 dBm / 0.0423 W 802.11ac VHT80 : 14.21 dBm / 0.0264 W</p> <p><5500 MHz ~ 5720 MHz > 802.11a : 16.61 dBm / 0.0458 W 802.11n HT20 : 16.32 dBm / 0.0429 W 802.11n HT40 : 15.97 dBm / 0.0395 W 802.11ac VHT20 : 16.47 dBm / 0.0444 W 802.11ac VHT40 : 16.10 dBm / 0.0407 W 802.11ac VHT80 : 15.85 dBm / 0.0385 W</p>
99% Occupied Bandwidth	<p><5180 MHz ~ 5240 MHz> 802.11a : 16.88 MHz 802.11ac VHT20: 17.98 MHz 802.11ac VHT40 : 36.56 MHz 802.11ac VHT80 : 75.88 MHz</p> <p><5260 MHz ~ 5320 MHz> 802.11a : 16.98 MHz 802.11ac VHT20: 18.03 MHz 802.11ac VHT40 : 36.56 MHz 802.11ac VHT80 : 75.76 MHz</p> <p><5500 MHz ~ 5720 MHz > 802.11a : 17.03 MHz 802.11ac VHT20: 18.18 MHz 802.11ac VHT40 : 36.66 MHz 802.11ac VHT80 : 76.00 MHz</p>
Antenna Type / Gain	<p><5180 MHz ~ 5240 MHz> Folded Dipole Antenna with gain -0.67 dBi</p> <p><5260 MHz ~ 5320 MHz> Folded Dipole Antenna with gain -0.19 dBi</p> <p><5500 MHz ~ 5720 MHz> Folded Dipole Antenna with gain 1.28 dBi</p>
Type of Modulation	802.11a/n : OFDM (BPSK / QPSK / 16QAM / 64QAM) 802.11ac : OFDM (BPSK / QPSK / 16QAM / 64QAM / 256QAM)

Note: For 802.11n HT20 / ac VHT20 and 802.11n HT40 / ac VHT40 mode, the whole testing have



assessed only 802.11 ac VHT20/ VHT40 by referring to their maximum conducted power.

1.5 Modification of EUT

No modifications are made to the EUT during all test items.

1.6 Testing Location

Sporton International Inc. (Kunshan) is accredited to ISO/IEC 17025:2017 by American Association for Laboratory Accreditation with Certificate Number 5145.02.

Test Firm	Sporton International Inc. (Kunshan)		
Test Site Location	No. 1098, Pengxi North Road, Kunshan Economic Development Zone Jiangsu Province 215300 People's Republic of China TEL : +86-512-57900158 FAX : +86-512-57900958		
Test Site No.	Sporton Site No.	FCC Designation No.	FCC Test Firm Registration No.
	CO01-KS 03CH06-KS TH01-KS	CN1257	314309

1.7 Test Software

Item	Site	Manufacturer	Name	Version
1.	03CH06-KS	AUDIX	E3	6.2009-8-24al
2.	CO01-KS	AUDIX	E3	6.2009-8-24



1.8 Applicable Standards

According to the specifications of the manufacturer, the EUT must comply with the requirements of the following standards:

- ♦ 47 CFR Part 15 Subpart E
- ♦ FCC KDB 789033 D02 General UNII Test Procedures New Rules v02r01.
- ♦ ANSI C63.10-2013

Remark:

1. All test items were verified and recorded according to the standards and without any deviation during the test.
2. This EUT has also been tested and complied with the requirements of FCC Part 15, Subpart B, recorded in a separate test report.



2 Test Configuration of Equipment Under Test

- a. The EUT has been associated with peripherals and configuration operated in a manner tended to maximize its emission characteristics in a typical application. Frequency range investigated: conduction emission (150 kHz to 30 MHz), radiation emission (9 kHz to the 10th harmonic of the highest fundamental frequency or to 40 GHz, whichever is lower). For radiated measurement, pre-scanned in three orthogonal panels, X, Y, Z. The worst cases (X plane) were recorded in this report.
- b. AC power line Conducted Emission was tested under maximum output power.

2.1 Carrier Frequency and Channel

Frequency Band	Channel	Freq. (MHz)	Channel	Freq. (MHz)
5180-5240 MHz U-NII-1	36	5180	44	5220
	38*	5190	46*	5230
	40	5200	48	5240
	42 [#]	5210		

Frequency Band	Channel	Freq. (MHz)	Channel	Freq. (MHz)
5260-5320 MHz U-NII-2A	52	5260	60	5300
	54*	5270	62*	5310
	56	5280	64	5320
	58 [#]	5290		

Frequency Band	Channel	Freq. (MHz)	Channel	Freq. (MHz)
5500- 5720 MHz U-NII-2C	100	5500	112	5560
	102*	5510	116	5580
	104	5520	132	5660
	106 [#]	5530	134*	5670
	108	5540	136	5680
	110*	5550	140	5700



Frequency Band	Channel	Freq. (MHz)	Channel	Freq. (MHz)
TDWR Channel	118*	5590	124	5620
	120	5600	126*	5630
	122 [#]	5610	128	5640

Frequency Band	Channel	Freq. (MHz)	Channel	Freq. (MHz)
Straddle Channel	138 [#]	5690	144	5720
	142*	5710		

Note:

1. The above Frequency and Channel in "*" were 802.11n HT40 and 802.11ac VHT40.
2. The above Frequency and Channel in "[#]" were 802.11ac VHT80.

2.2 Test Mode

Final test modes are considering the modulation and worse data rates as below table.

Modulation	Data Rate
802.11a	6 Mbps
802.11ac VHT20	MCS0
802.11ac VHT40	MCS0
802.11ac VHT80	MCS0

Test Cases	
AC Conducted Emission	Mode 1 : Bluetooth Link + WLAN Link(5G) + Charge from Test Jig



Ch. #		U-NII-1 : 5180-5240 MHz	U-NII-2A : 5260-5320 MHz	U-NII-2C : 5500- 5720 MHz
		802.11a	802.11a	802.11a
L	Low	36	52	100
M	Middle	44	60	116
H	High	48	64	140
Straddle		-	-	144

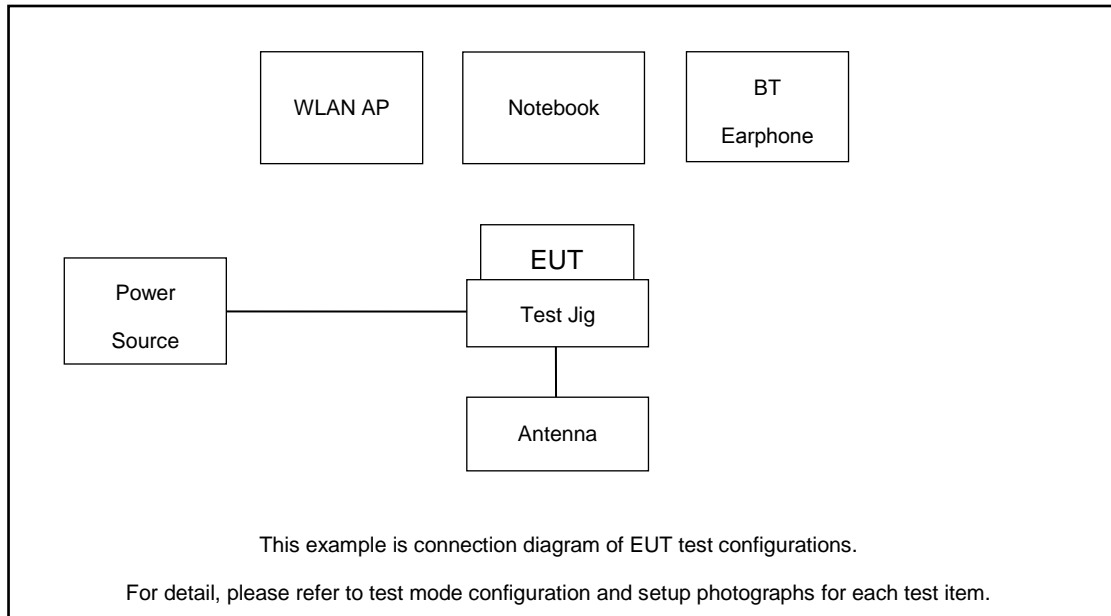
Ch. #		U-NII-1 : 5180-5240 MHz	U-NII-2A : 5260-5320 MHz	U-NII-2C : 5500- 5720 MHz
		802.11ac VHT20	802.11ac VHT20	802.11ac VHT20
L	Low	36	52	100
M	Middle	44	60	116
H	High	48	64	140
Straddle		-	-	144

Ch. #		U-NII-1 : 5180-5240 MHz	U-NII-2A : 5260-5320 MHz	U-NII-2C : 5500- 5720 MHz
		802.11ac VHT40	802.11ac VHT40	802.11ac VHT40
L	Low	38	54	102
M	Middle	-	-	110
H	High	46	62	134
Straddle		-	-	142

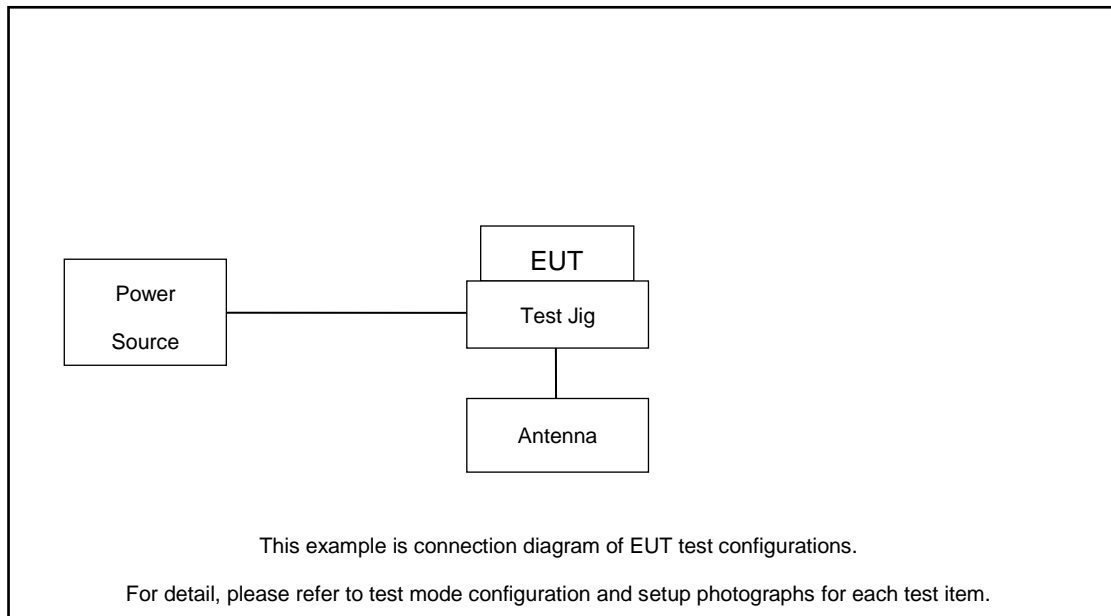
Ch. #		U-NII-1 : 5180-5240 MHz	U-NII-2A : 5260-5320 MHz	U-NII-2C : 5500- 5720 MHz
		802.11ac VHT80	802.11ac VHT80	802.11ac VHT80
L	Low	-	-	106
M	Middle	42	58	-
H	High	-	-	122
Straddle		-	-	138

2.3 Connection Diagram of Test System

For Conducted Emission:



For Radiated Emission:





2.4 Support Unit used in test configuration and system

Item	Equipment	Trade Name	Model Name	FCC ID	Data Cable	Power Cord
1.	WLAN AP	D-link	DIR-655	KA21R655B1	N/A	Unshielded, 1.8m
2.	Bluetooth Earphone	Lenovo	LBH308	N/A	N/A	N/A
3.	Notebook	Lenovo	V130-15IKB005	N/A	N/A	AC I/P: Unshielded, 1.8 m DC O/P: Shielded, 1.8 m
4.	Test Jig	N/A	N/A	N/A	N/A	N/A
5.	Adapter	N/A	N/A	N/A	N/A	N/A
6.	Antenna	N/A	N/A	N/A	N/A	N/A

2.5 EUT Operation Test Setup

For WLAN RF test items, an engineering test program was provided and enabled to make EUT continuous transmit.

For AC power line conducted emissions, the EUT was set to connect with the WLAN AP under large package sizes transmission.

2.6 Measurement Results Explanation Example

For all conducted test items:

The offset level is set in the spectrum analyzer to compensate the RF cable loss between EUT conducted output port and spectrum analyzer. With the offset compensation, the spectrum analyzer reading level is exactly the EUT RF output level.

Example :

The spectrum analyzer offset is derived from RF cable loss.

Offset = RF cable loss.

Following shows an offset computation example with cable loss 7.2 dB.

$$\begin{aligned}
\text{Offset(dB)} &= \text{RF cable loss(dB)}. \\
&= 7.2 \text{ (dB)}
\end{aligned}$$

3 Test Result

3.1 26dB & 99% Occupied Bandwidth Measurement

3.1.1 Description of 26dB & 99% Occupied Bandwidth

This section is for reporting purpose only.

There is no restriction limits for bandwidth.

For Straddle Channel, According to KDB 789033 D02 General UNII Test Procedures New Rules v02r01, If the power and PSD of the devices are uniform and comply with the lower limits specified for the U-NII-2 bands, a single measurement over the entire emission bandwidth can be performed to show compliance.

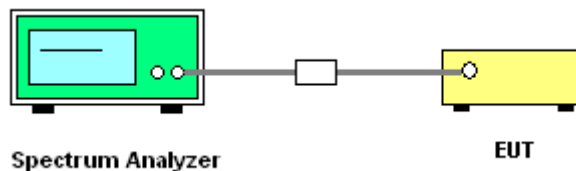
3.1.2 Measuring Instruments

The measuring equipment is listed in the section 4 of this test report.

3.1.3 Test Procedures

1. The testing follows FCC KDB 789033 D02 General UNII Test Procedures New Rules v02r01. Section C) Emission bandwidth
2. Set RBW = approximately 1% of the emission bandwidth.
3. Set the VBW > RBW.
4. Detector = Peak.
5. Trace mode = max hold
6. Measure the maximum width of the emission that is 26 dB down from the peak of the emission. Compare this with the RBW setting of the analyzer. Readjust RBW and repeat measurement as needed until the RBW/EBW ratio is approximately 1%.
7. For 99% Bandwidth Measurement, the spectrum analyzer's resolution bandwidth (RBW) is set 1% to 5% of the OBW and set the Video bandwidth (VBW) $\geq 3 * RBW$.
8. Measure and record the results in the test report.

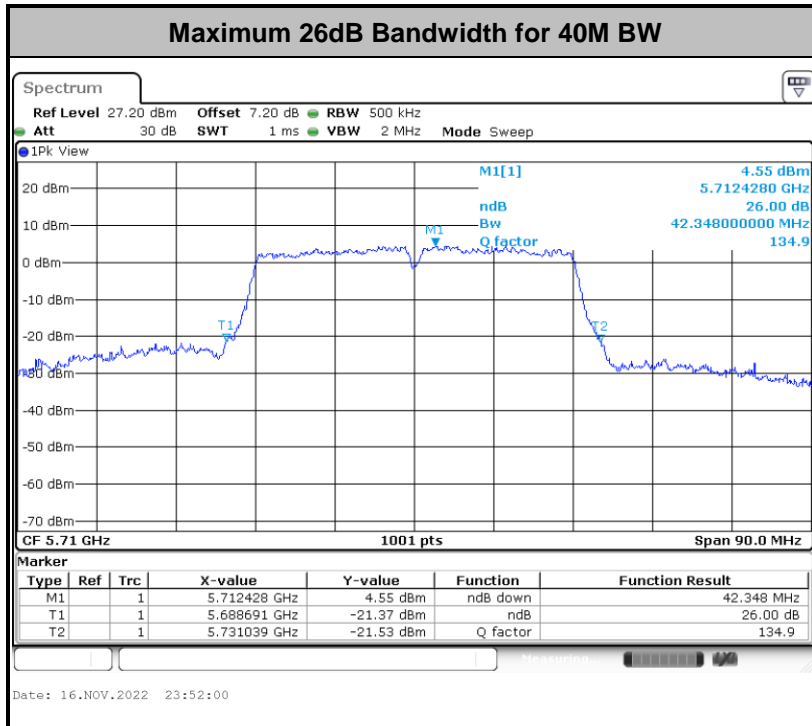
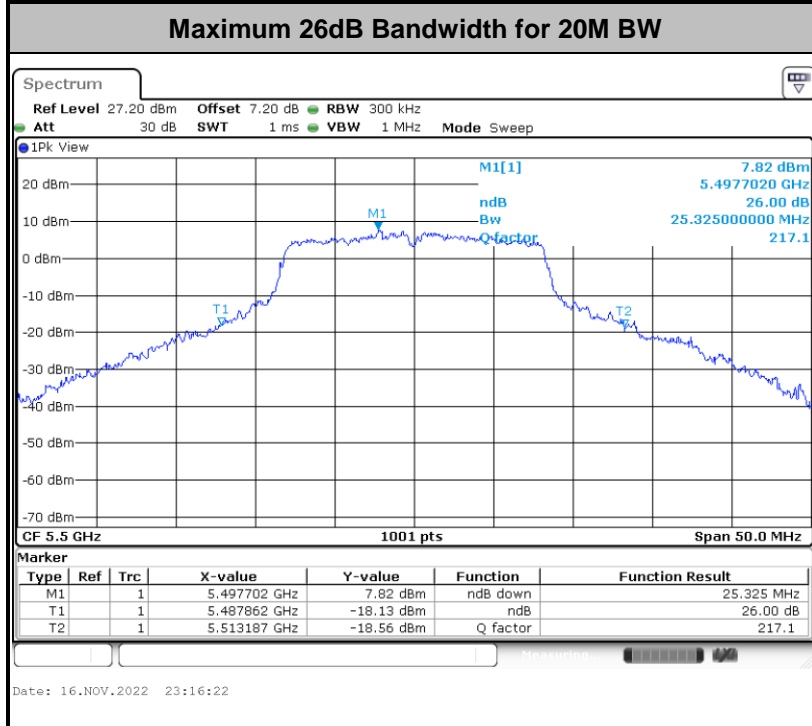
3.1.4 Test Setup

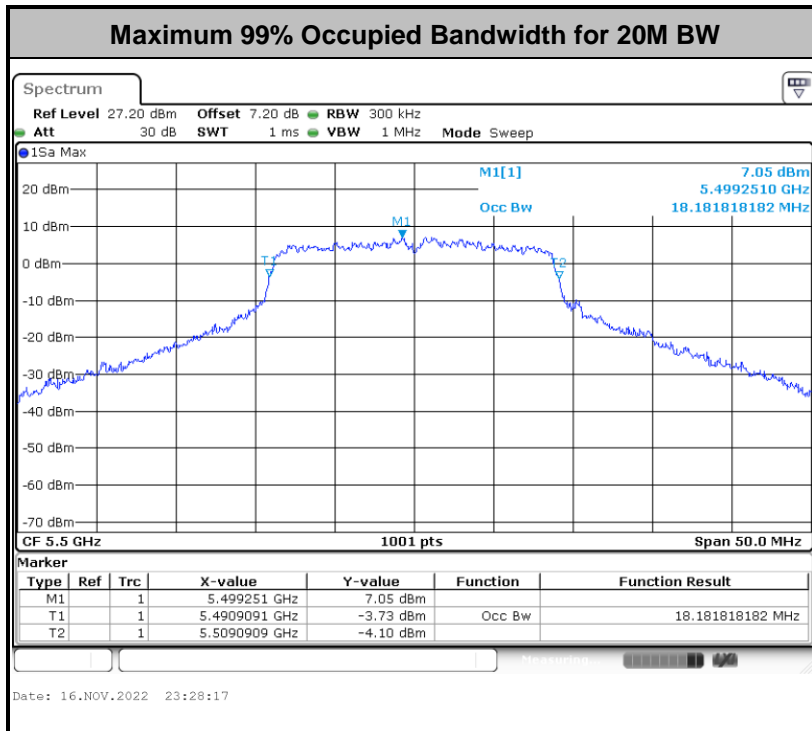
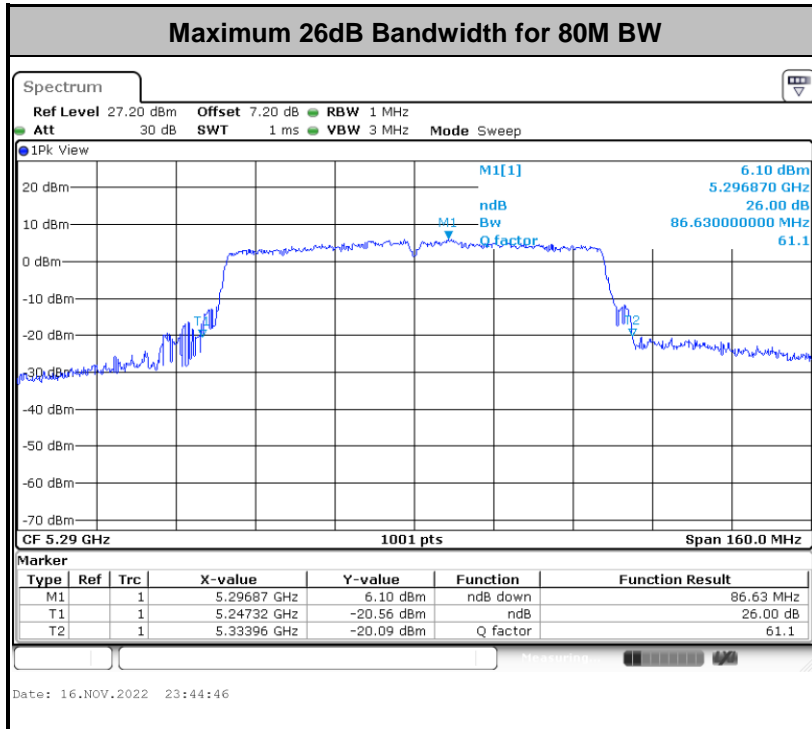


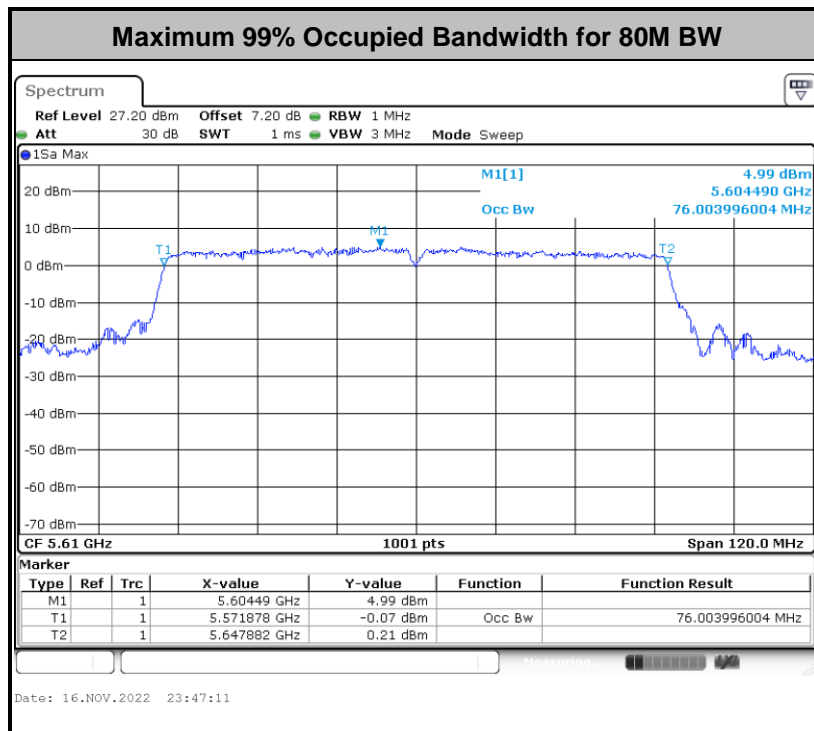
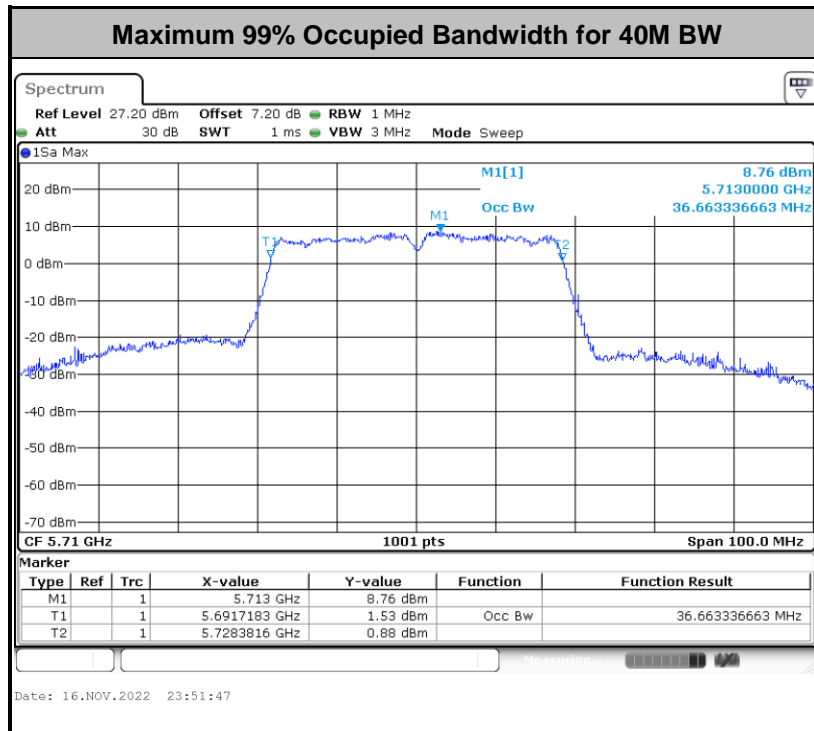


3.1.5 Test Result of 26dB & 99% Occupied Bandwidth

Please refer to Appendix A.







Note: The occupied channel bandwidth is maintained within the band of operation for all of the modulations.



3.2 Maximum Conducted Output Power Measurement

3.2.1 Limit of Maximum Conducted Output Power

<FCC 14-30 CFR 15.407>

For mobile and portable client devices in the 5.15–5.25 GHz band, the maximum conducted output power over the frequency band of operation shall not exceed 250 mW.

For the 5.25–5.725 GHz bands, the maximum conducted output power over the frequency bands of operation shall not exceed the lesser of 250 mW or 11 dBm +10 log 10 B, where B is the 26 dB emission bandwidth in megahertz.

For Straddle Channel, According to KDB 789033 D02 General UNII Test Procedures New Rules v02r01, If the power and PSD of the devices are uniform and comply with the lower limits specified for the U-NII-2 bands, a single measurement over the entire emission bandwidth can be performed to show compliance.

If transmitting antennas of directional gain greater than 6 dBi are used, the peak output power shall be reduced by the amount in dB that the directional gain of the antenna exceeds 6 dBi.

Note that U-NII-2 band, devices with a maximum e.i.r.p. greater than 500 mW shall implement TPC in order to have the capability to operate at least 6 dB below the maximum permitted e.i.r.p. of 1 W.

3.2.2 Measuring Instruments

The measuring equipment is listed in the section 4 of this test report.

3.2.3 Test Procedures

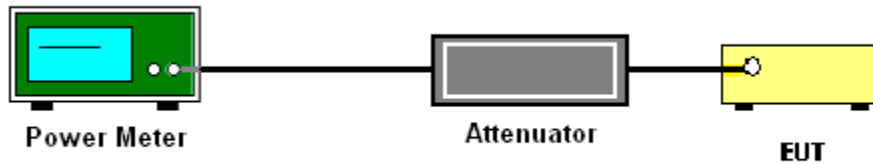
The testing follows Method PM of FCC KDB 789033 D02 General UNII Test Procedures New Rules v02r01.

Method PM (Measurement using an RF average power meter):

1. Measurement is performed using a wideband RF power meter.
2. The EUT is configured to transmit continuously with a consistent duty cycle at its maximum power control level.
3. Measure the average power of the transmitter, and the average power is corrected with duty factor, $10 \log(1/x)$, where x is the duty cycle.

For Straddle Channel, According to KDB 789033 D02 General UNII Test Procedures New Rules v02r01, If the power and PSD of the devices are uniform and comply with the lower limits specified for the U-NII-2 bands, a single measurement over the entire emission bandwidth can be performed to show compliance.

3.2.4 Test Setup



3.2.5 Test Result of Maximum Conducted Output Power

Please refer to Appendix A.



3.3 Power Spectral Density Measurement

3.3.1 Limit of Power Spectral Density

<FCC 14-30 CFR 15.407>

For mobile and portable client devices in the 5.15–5.25 GHz band, the maximum power spectral density shall not exceed 11dBm in any 1 megahertz band.

For the 5.25–5.725 GHz bands, the maximum power spectral density shall not exceed 11 dBm in any 1 megahertz band.

For Straddle Channel, According to KDB 789033 D02 General UNII Test Procedures New Rules v02r01, If the power and PSD of the devices are uniform and comply with the lower limits specified for the U-NII-2 bands, a single measurement over the entire emission bandwidth can be performed to show compliance.

If transmitting antennas of directional gain greater than 6 dBi are used, the peak output power shall be reduced by the amount in dB that the directional gain of the antenna exceeds 6 dBi.

3.3.2 Measuring Instruments

The measuring equipment is listed in the section 4 of this test report.

3.3.3 Test Procedures

The testing follows FCC KDB 789033 D02 General UNII Test Procedures New Rules v02r01.

Section F) Maximum power spectral density.

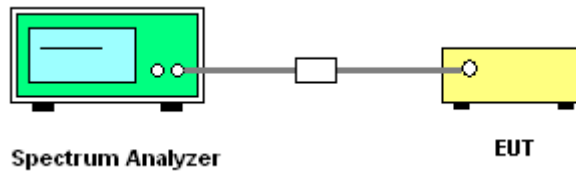
Method SA-2

(trace averaging across on and off times of the EUT transmissions, followed by duty cycle correction).

- Measure the duty cycle.
- Set span to encompass the entire emission bandwidth (EBW) of the signal.
- Set RBW = 1 MHz.
- Set VBW \geq 3 MHz.
- Number of points in sweep \geq 2 Span / RBW.
- Sweep time = auto.
- Detector = RMS
- Trace average at least 100 traces in power averaging mode.
- Add $10 \log(1/x)$, where x is the duty cycle, to the measured power in order to compute the average power during the actual transmission times. For example, add $10 \log(1/0.25) = 6$ dB if the duty cycle is 25 percent.

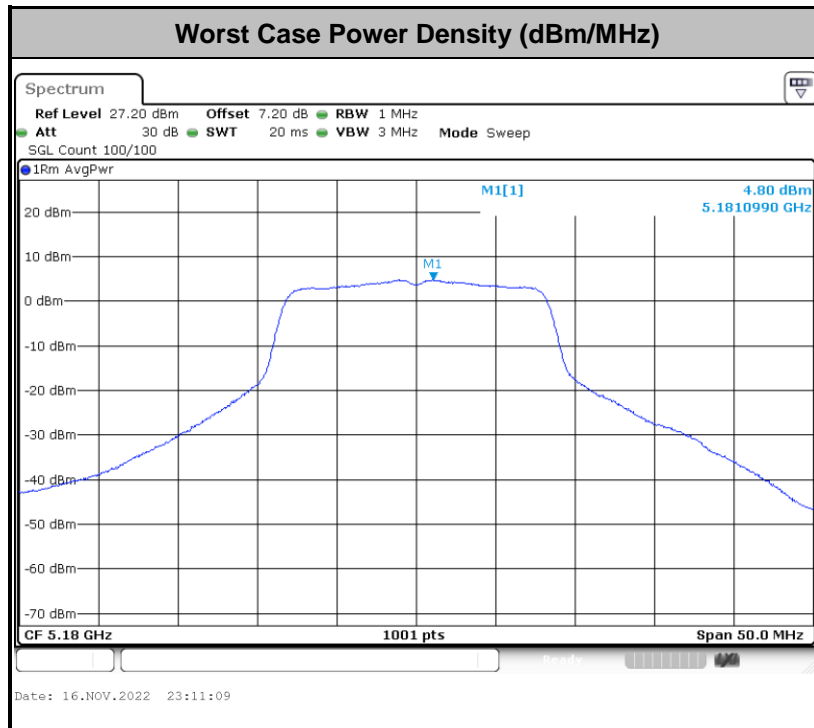
1. The RF output of EUT was connected to the spectrum analyzer by a low loss cable.
2. Each plot has already offset with cable loss, and attenuator loss. Measure the PPSD and record it.

3.3.4 Test Setup



3.3.5 Test Result of Power Spectral Density

Please refer to Appendix A.



Note: Average Power Density (dB) = Measured value+ Duty Factor



3.4 Unwanted Emissions Measurement

This section is to measure unwanted emissions through radiated measurement for band edge spurious emissions and out of band emissions measurement.

3.4.1 Limit of Unwanted Emissions

- (1) For transmitters operating in the 5150-5250 MHz band: all emissions outside of the 5150-5350 MHz band shall not exceed an EIRP of -27dBm/MHz.

For transmitters operating in the 5250-5350 MHz band: all emissions outside of the 5150-5350 MHz band shall not exceed an EIRP of -27 dBm/MHz. Devices operating in the 5250-5350 MHz band that generate emissions in the 5150-5250 MHz band must meet all applicable technical requirements for operation in the 5150-5250 MHz band (including indoor use) or alternatively meet an out-of-band emission EIRP limit of -27 dBm/MHz in the 5150-5250 MHz band.

For transmitters operating in the 5470-5725 MHz band: all emissions outside of the 5470-5725 MHz band shall not exceed an EIRP of -27 dBm/MHz.

- (2) Unwanted spurious emissions fallen in restricted bands shall comply with the general field strength limits as below table,

Frequency (MHz)	Field Strength (microvolts/meter)	Measurement Distance (meters)
0.009 – 0.490	2400/F(kHz)	300
0.490 – 1.705	24000/F(kHz)	30
1.705 – 30.0	30	30
30 – 88	100	3
88 – 216	150	3
216 - 960	200	3
Above 960	500	3



EIRP (dBm)	Field Strength at 3m (dBµV/m)
- 27	68.3

Note: The following formula is used to convert the EIRP to field strength.

$$EIRP = E_{Meas} + 20\log (d_{Meas}) - 104.7$$

where

EIRP is the equivalent isotropically radiated power, in dBm

E_{Meas} is the field strength of the emission at the measurement distance, in dBµV/m

d_{Meas} is the measurement distance, in m

3.4.2 Measuring Instruments

The measuring equipment is listed in the section 4 of this test report.

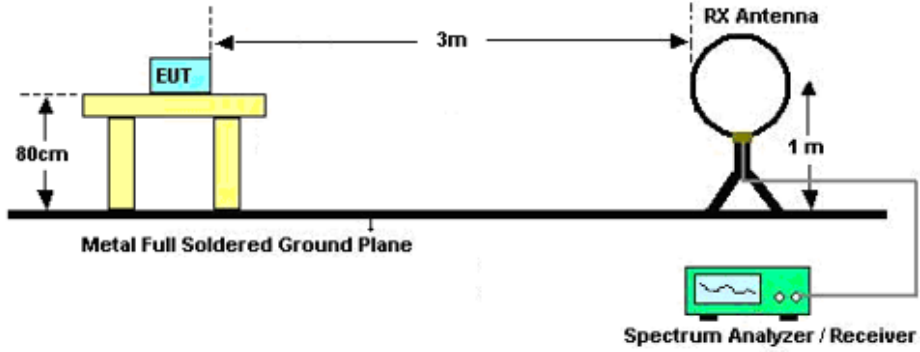


3.4.3 Test Procedures

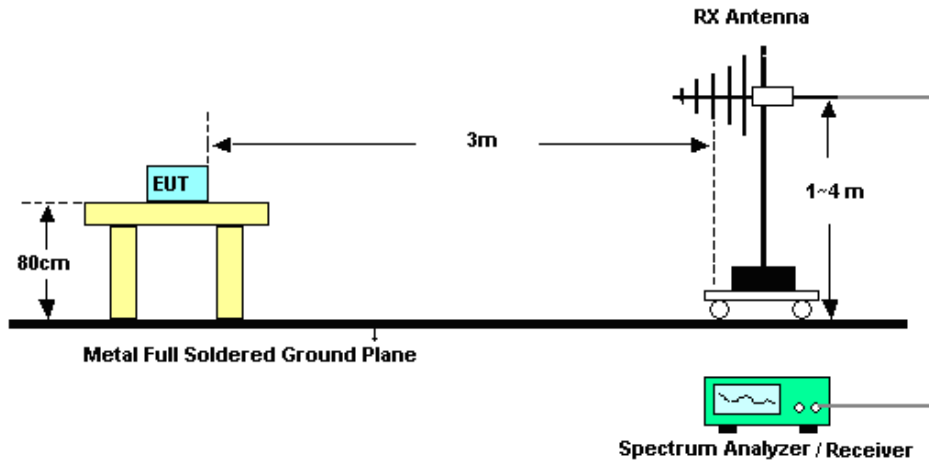
1. The testing follows FCC KDB 789033 D02 General UNII Test Procedures New Rules v02r01. Section G) Unwanted emissions measurement.
 - (1) Procedure for Unwanted Emissions Measurements Below 1000MHz
 - RBW = 120 kHz
 - VBW = 300 kHz
 - Detector = Peak
 - Trace mode = max hold
 - (2) Procedure for Peak Unwanted Emissions Measurements Above 1000 MHz
 - RBW = 1 MHz
 - VBW \geq 3 MHz
 - Detector = Peak
 - Sweep time = auto
 - Trace mode = max hold
 - (3) Procedures for Average Unwanted Emissions Measurements Above 1000MHz
 - RBW = 1 MHz
 - VBW = 10 Hz, when duty cycle is no less than 98 percent.
 - VBW \geq 1/T, when duty cycle is less than 98 percent where T is the minimum transmission duration over which the transmitter is on and is transmitting at its maximum power control level for the tested mode of operation.
2. The EUT was placed on a turntable with 0.8 meter for frequency below 1GHz and 1.5 meter for frequency above 1GHz respectively above ground.
3. The EUT was set 3 meters from the interference receiving antenna which was mounted on the top of a variable height antenna tower.
4. The antenna is a broadband antenna and its height is adjusted between one meter and four meters above ground to find the maximum value of the field strength for both horizontal polarization and vertical polarization of the antenna.
5. For each suspected emission, the EUT was arranged to its worst case and then adjust the antenna tower (from 1 m to 4 m) and turntable (from 0 degree to 360 degrees) to find the maximum reading.
6. For testing below 1GHz, if the emission level of the EUT in peak mode was 3 dB lower than the limit specified, then peak values of EUT will be reported, otherwise, the emissions will be repeated one by one using the CISPR quasi-peak method and reported.
7. For testing above 1GHz, the emission level of the EUT in peak mode was 20dB lower than peak limit (that means the emission level in average mode also complies with the limit in average mode), then peak values of EUT will be reported, otherwise, the emissions will be measured in average mode again and reported.

3.4.4 Test Setup

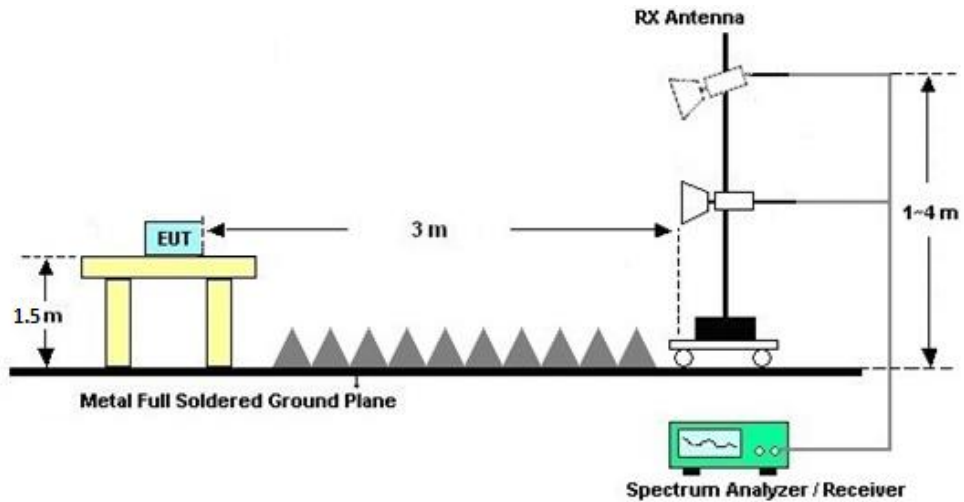
For radiated emissions below 30MHz



For radiated emissions from 30MHz to 1GHz



For radiated emissions above 1GHz





3.4.5 Test Results of Radiated Spurious Emissions (9 kHz ~ 30 MHz)

The low frequency, which started from 9 kHz to 30MHz, was pre-scanned and the result which was 20dB lower than the limit line was not reported.

There is a comparison data of both open-field test site and semi-Anechoic chamber, and the result came out very similar.

3.4.6 Test Result of Radiated Spurious at Band Edges

Please refer to Appendix C.

3.4.7 Duty Cycle

Please refer to Appendix D.

3.4.8 Test Result of Radiated Spurious Emissions (30MHz ~ 10th Harmonic or 40GHz, whichever is lower)

Please refer to Appendix C.



3.5 AC Conducted Emission Measurement

3.5.1 Limit of AC Conducted Emission

For equipment that is designed to be connected to the public utility (AC) power line, the radio frequency voltage that is conducted back onto the AC power line on any frequency or frequencies within the band 150 kHz to 30 MHz shall not exceed the limits in the following table.

Frequency of emission (MHz)	Conducted limit (dBµV)	
	Quasi-peak	Average
0.15-0.5	66 to 56*	56 to 46*
0.5-5	56	46
5-30	60	50

*Decreases with the logarithm of the frequency.

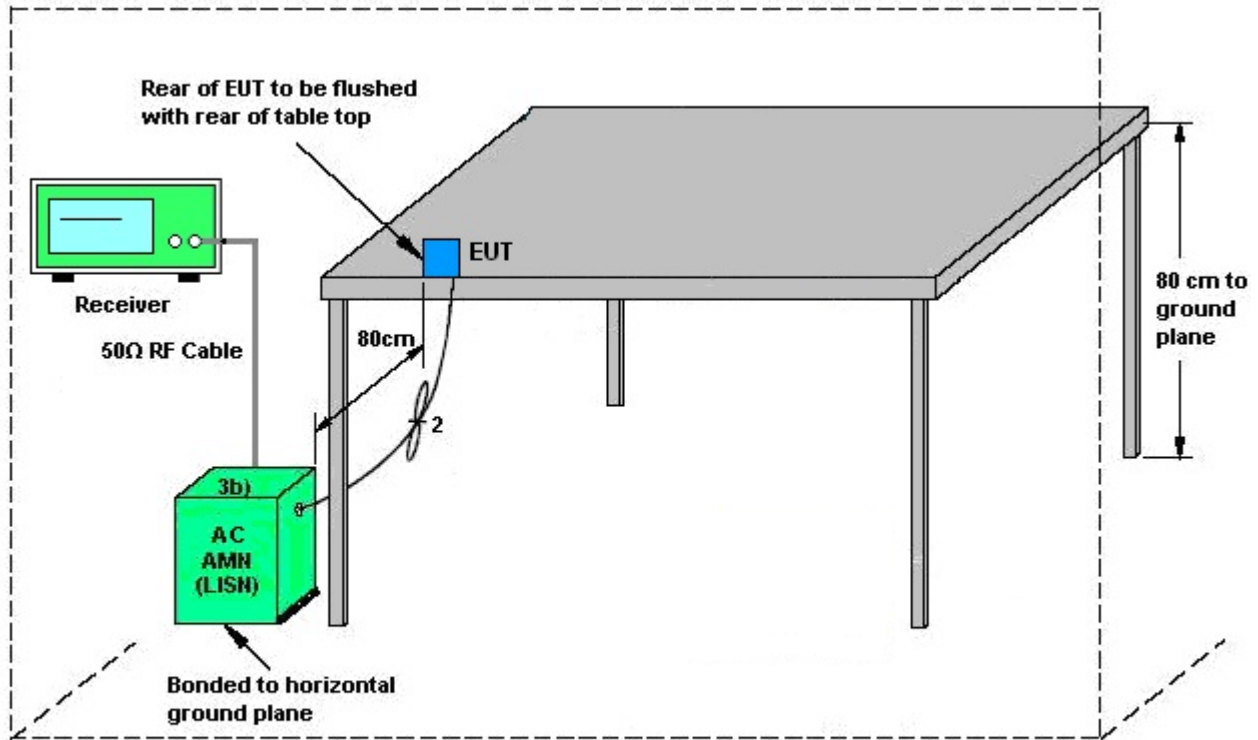
3.5.2 Measuring Instruments

The measuring equipment is listed in the section 4 of this test report.

3.5.3 Test Procedures

1. The EUT was placed 0.4 meter from the conducting wall of the shielding room was kept at least 80 centimeters from any other grounded conducting surface.
2. Connect EUT to the power mains through a line impedance stabilization network (LISN).
3. All the support units are connecting to the other LISN.
4. The LISN provides 50 ohm coupling impedance for the measuring instrument.
5. The FCC states that a 50 ohm, 50 microhenry LISN should be used.
6. Both sides of AC line were checked for maximum conducted interference.
7. The frequency range from 150 kHz to 30 MHz was searched.
8. Set the test-receiver system to Peak Detect Function and specified bandwidth with Maximum Hold Mode.

3.5.4 Test Setup



AMN = Artificial mains network (LISH)
 AE = Associated equipment
 EUT = Equipment under test
 ISN = Impedance stabilization network

3.5.5 Test Result of AC Conducted Emission

Please refer to Appendix B.



3.6 Antenna Requirements

3.6.1 Standard Applicable

If transmitting antenna directional gain is greater than 6 dBi, both the peak transmit power and the peak power spectral density shall be reduced by the amount in dB that the directional gain of the antenna exceeds 6 dBi.

3.6.2 Antenna Anti-Replacement Construction

Non-standard antenna connector is used.

3.6.3 Antenna Gain

The antenna peak gain of EUT is less than 6 dBi. Therefore, it is not necessary to reduce maximum peak output power limit.



4 List of Measuring Equipment

Instrument	Manufacturer	Model No.	Serial No.	Characteristics	Calibration Date	Test Date	Due Date	Remark
Spectrum Analyzer	R&S	FSV40	101040	10Hz~40GHz	Oct. 12, 2022	Nov. 16, 2022	Oct. 11, 2023	Conducted (TH01-KS)
Pulse Power Sensor	Anritsu	MA2411B	0917070	300MHz~40GHz	Jan. 05, 2022	Nov. 16, 2022	Jan. 04, 2023	Conducted (TH01-KS)
Power Meter	Anritsu	ML2495A	1005002	50MHz Bandwidth	Jan. 05, 2022	Nov. 16, 2022	Jan. 04, 2023	Conducted (TH01-KS)
EMI Test Receiver	Keysight	N9038A	MY56400004	3Hz~8.5GHz;Max 30dBm	Oct. 13, 2022	Nov. 20, 2022	Oct. 12, 2023	Radiation (03CH06-KS)
EXA Spectrum Analyzer	Keysight	N9010B	MY60242126	10Hz~44GHz	Oct. 13, 2022	Nov. 20, 2022	Oct. 12, 2023	Radiation (03CH06-KS)
Loop Antenna	R&S	HFH2-Z2	100321	9kHz~30MHz	Oct. 16, 2022	Nov. 20, 2022	Oct. 15, 2023	Radiation (03CH06-KS)
Bilog Antenna	TeseQ	CBL6111D	49921	30MHz~1GHz	May 24, 2022	Nov. 20, 2022	May 23, 2023	Radiation (03CH06-KS)
Double Ridge Horn Antenna	ETS-Lindgren	3117	00218642	1GHz~18GHz	Apr. 18, 2022	Nov. 20, 2022	Apr. 17, 2023	Radiation (03CH06-KS)
SHF-EHF Horn	Com-power	AH-840	101093	18GHz~40GHz	Jan. 05, 2022	Nov. 20, 2022	Jan. 04, 2023	Radiation (03CH06-KS)
Amplifier	SONOMA	310N	380827	9KHz ~1GHZ	Jul. 11, 2022	Nov. 20, 2022	Jul. 10, 2023	Radiation (03CH06-KS)
Amplifier	MITEQ	EM18G40GGA	060728	18~40GHz	Jan. 05, 2022	Nov. 20, 2022	Jan. 04, 2023	Radiation (03CH06-KS)
high gain Amplifier	MITEQ	AMF-7D-00101800-30-10P	2082395	1Ghz-18Ghz	Jan. 05, 2022	Nov. 20, 2022	Jan. 04, 2023	Radiation (03CH06-KS)
Amplifier	Keysight	83017A	MY53270319	500MHz~26.5GHz	Oct. 13, 2022	Nov. 20, 2022	Oct. 12, 2023	Radiation (03CH06-KS)
AC Power Source	Chroma	61601	F104090004	N/A	NCR	Nov. 20, 2022	NCR	Radiation (03CH06-KS)
Turn Table	ChamPro	EM 1000-T	060762-T	0~360 degree	NCR	Nov. 20, 2022	NCR	Radiation (03CH06-KS)
Antenna Mast	ChamPro	EM 1000-A	060762-A	1 m~4 m	NCR	Nov. 20, 2022	NCR	Radiation (03CH06-KS)
EMI Receiver	R&S	ESCI7	100768	9kHz~7GHz;	May 24, 2022	Nov. 16, 2022	May 23, 2023	Conduction (CO01-KS)
AC LISN (for auxiliary equipment)	MessTec	AN3016	060103	9kHz~30MHz	Oct. 13, 2022	Nov. 16, 2022	Oct. 12, 2023	Conduction (CO01-KS)
AC LISN	MessTec	AN3016	060105	9kHz~30MHz	May 24, 2022	Nov. 16, 2022	May 23, 2023	Conduction (CO01-KS)
AC Power Source	Chroma	61602	ABP000000811	AC 0V~300V, 45Hz~1000Hz	Oct. 12, 2022	Nov. 16, 2022	Oct. 11, 2023	Conduction (CO01-KS)

NCR: No Calibration Required



5 Uncertainty of Evaluation

The measurement uncertainties shown below were calculated in accordance with the requirements of ANSI 63.10-2013. All the measurement uncertainty value were shown with a coverage K=2 to indicate 95% level of confidence. The measurement data show herein meets or exceeds the CISPR measurement uncertainty values specified in CISPR 16-4-2 and can be compared directly to specified limit to determine compliance.

Uncertainty of Conducted Measurement

Test Item	Uncertainty
Conducted Power	±0.46 dB
Conducted Emissions	±0.48 dB
Occupied Channel Bandwidth	±0.1 %
Conducted Power Spectral Density	±0.40 dB

Uncertainty of Conducted Emission Measurement (150kHz ~ 30MHz)

Measuring Uncertainty for a Level of Confidence of 95% (U = 2Uc(y))	2.78dB
---	--------

Uncertainty of Radiated Emission Measurement (30 MHz ~ 1000 MHz)

Measuring Uncertainty for a Level of Confidence of 95% (U = 2Uc(y))	5.0dB
---	-------

Uncertainty of Radiated Emission Measurement (1000 MHz ~ 18000 MHz)

Measuring Uncertainty for a Level of Confidence of 95% (U = 2Uc(y))	5.0dB
---	-------

Uncertainty of Radiated Emission Measurement (18000 MHz ~ 40000 MHz)

Measuring Uncertainty for a Level of Confidence of 95% (U = 2Uc(y))	5.0dB
---	-------

----- THE END -----



Appendix A. Conducted Test Results

Test Engineer:	Kib Shi	Temperature:	21~25	°C
Test Date:	2022/11/16	Relative Humidity:	51~54	%

TEST RESULTS DATA
26dB and 99% OBW

U-NII-1 single antenna									
Mod.	Data Rate	NTX	CH.	Freq. (MHz)	99% Bandwidth (MHz)	26 dB Bandwidth (MHz)	IC 99% Bandwidth EIRP Limit (dBm)		Note
					Ant 1	Ant 1	Ant 1	Ant 2	
11a	6Mbps	1	36	5180	16.78	23.63	22.25	-	
11a	6Mbps	1	44	5220	16.88	24.23	22.27	-	
11a	6Mbps	1	48	5240	16.83	24.28	22.26	-	
VHT20	MCS0	1	36	5180	17.93	23.48	22.54	-	
VHT20	MCS0	1	44	5220	17.98	24.28	22.55	-	
VHT20	MCS0	1	48	5240	17.98	24.03	22.55	-	
VHT40	MCS0	1	38	5190	36.56	41.36	23.01	-	
VHT40	MCS0	1	46	5230	36.56	41.27	23.01	-	
VHT80	MCS0	1	42	5210	75.88	84.72	23.01	-	

TEST RESULTS DATA
Average Power Table

FCC U-NII-1 single antenna								
Mod.	Data Rate	NTX	CH.	Freq. (MHz)	Average Conducted Power with duty factor (dBm)	FCC Conducted Power Limit (dBm)	DG (dBi)	Pass/Fail
					Ant 1	Ant 1	Ant 1	
11a	6Mbps	1	36	5180	16.77	24.00	-0.67	Pass
11a	6Mbps	1	44	5220	16.79	24.00	-0.67	Pass
11a	6Mbps	1	48	5240	16.62	24.00	-0.67	Pass
HT20	MCS0	1	36	5180	16.34	24.00	-0.67	Pass
HT20	MCS0	1	44	5220	16.60	24.00	-0.67	Pass
HT20	MCS0	1	48	5240	16.47	24.00	-0.67	Pass
HT40	MCS0	1	38	5190	15.09	24.00	-0.67	Pass
HT40	MCS0	1	46	5230	16.18	24.00	-0.67	Pass
VHT20	MCS0	1	36	5180	16.53	24.00	-0.67	Pass
VHT20	MCS0	1	44	5220	16.81	24.00	-0.67	Pass
VHT20	MCS0	1	48	5240	16.71	24.00	-0.67	Pass
VHT40	MCS0	1	38	5190	15.17	24.00	-0.67	Pass
VHT40	MCS0	1	46	5230	16.31	24.00	-0.67	Pass
VHT80	MCS0	1	42	5210	14.06	24.00	-0.67	Pass

TEST RESULTS DATA
Power Spectral Density

FCC U-NII-1 single antenna									
Mod.	Data Rate	NTX	CH.	Freq. (MHz)	Average Power Density (dBm/MHz)	Average PSD Limit (dBm/MHz)	DG (dBi)		Pass /Fail
					Ant 1	Ant 1	Ant 1		
11a	6Mbps	1	36	5180	4.80	11.00	-0.67		Pass
11a	6Mbps	1	44	5220	4.61	11.00	-0.67		Pass
11a	6Mbps	1	48	5240	4.60	11.00	-0.67		Pass
VHT20	MCS0	1	36	5180	4.34	11.00	-0.67		Pass
VHT20	MCS0	1	44	5220	4.24	11.00	-0.67		Pass
VHT20	MCS0	1	48	5240	4.09	11.00	-0.67		Pass
VHT40	MCS0	1	38	5190	-0.28	11.00	-0.67		Pass
VHT40	MCS0	1	46	5230	0.54	11.00	-0.67		Pass
VHT80	MCS0	1	42	5210	-4.54	11.00	-0.67		Pass

TEST RESULTS DATA
26dB and 99% OBW

U-NII-2A single antenna										
Mod.	Data Rate	NTX	CH.	Freq. (MHz)	99% Bandwidth (MHz)	26 dB Bandwidth (MHz)	IC 99% Bandwidth Power Limit (dBm)	IC 99% Bandwidth EIRP Limit (dBm)	FCC 26dB Bandwidth Power Limit (dBm)	Note
					Ant 1	Ant 1	Ant 1	Ant 1	Ant 1	
11a	6Mbps	1	52	5260	16.83	24.18	23.26	29.26	23.98	
11a	6Mbps	1	60	5300	16.98	24.28	23.30	29.30	23.98	
11a	6Mbps	1	64	5320	16.88	23.38	23.27	29.27	23.98	
VHT20	MCS0	1	52	5260	17.98	24.13	23.55	29.55	23.98	
VHT20	MCS0	1	60	5300	17.98	24.53	23.55	29.55	23.98	
VHT20	MCS0	1	64	5320	18.03	24.23	23.56	29.56	23.98	
VHT40	MCS0	1	54	5270	36.46	41.09	23.98	30.00	23.98	
VHT40	MCS0	1	62	5310	36.56	41.45	23.98	30.00	23.98	
VHT80	MCS0	1	58	5290	75.76	86.63	23.98	30.00	23.98	

TEST RESULTS DATA
Average Power Table

FCC U-NII-2A single antenna									
Mod.	Data Rate	NTX	CH.	Freq. (MHz)	Average Conducted Power with duty factor (dBm)	FCC Conducted Power Limit (dBm)	DG (dBi)	EIRP Power Limit (dBm)	Pass/Fail
					Ant 1	Ant 1	Ant 1		
11a	6Mbps	1	52	5260	16.71	23.98	-0.19	30.00	Pass
11a	6Mbps	1	60	5300	16.79	23.98	-0.19	30.00	Pass
11a	6Mbps	1	64	5320	16.58	23.98	-0.19	30.00	Pass
HT20	MCS0	1	52	5260	16.48	23.98	-0.19	30.00	Pass
HT20	MCS0	1	60	5300	16.57	23.98	-0.19	30.00	Pass
HT20	MCS0	1	64	5320	16.40	23.98	-0.19	30.00	Pass
HT40	MCS0	1	54	5270	16.10	23.98	-0.19	30.00	Pass
HT40	MCS0	1	62	5310	16.13	23.98	-0.19	30.00	Pass
VHT20	MCS0	1	52	5260	16.66	23.98	-0.19	30.00	Pass
VHT20	MCS0	1	60	5300	16.76	23.98	-0.19	30.00	Pass
VHT20	MCS0	1	64	5320	16.54	23.98	-0.19	30.00	Pass
VHT40	MCS0	1	54	5270	16.23	23.98	-0.19	30.00	Pass
VHT40	MCS0	1	62	5310	16.26	23.98	-0.19	30.00	Pass
VHT80	MCS0	1	58	5290	14.21	23.98	-0.19	30.00	Pass

TEST RESULTS DATA
Power Spectral Density

U-NII-2A single antenna									
Mod.	Data Rate	NTX	CH.	Freq. (MHz)	Average Power Density (dBm/MHz)	Average PSD Limit (dBm/MHz)	DG (dBi)		Pass /Fail
					Ant 1	Ant 1	Ant 1		
11a	6Mbps	1	52	5260	4.74	11.00	-0.19		Pass
11a	6Mbps	1	60	5300	4.74	11.00	-0.19		Pass
11a	6Mbps	1	64	5320	4.39	11.00	-0.19		Pass
VHT20	MCS0	1	52	5260	4.24	11.00	-0.19		Pass
VHT20	MCS0	1	60	5300	4.23	11.00	-0.19		Pass
VHT20	MCS0	1	64	5320	3.93	11.00	-0.19		Pass
VHT40	MCS0	1	54	5270	0.64	11.00	-0.19		Pass
VHT40	MCS0	1	62	5310	0.58	11.00	-0.19		Pass
VHT80	MCS0	1	58	5290	-4.49	11.00	-0.19		Pass

TEST RESULTS DATA
26dB and 99% OBW

U-NII-2C single antenna										
Mod.	Data Rate	NTX	CH.	Freq. (MHz)	99% Bandwidth In U-NII 2C (MHz)	26 dB Bandwidth In U-NII 2C (MHz)	IC 99% Bandwidth Power Limit (dBm)	IC 99% Bandwidth EIRP Limit (dBm)	FCC 26dB Bandwidth Power Limit (dBm)	6 dB Bandwidth for Straddle Channel (MHz)
					Ant 1	Ant 1	Ant 1	Ant 1	Ant 1	Ant 1
11a	6Mbps	1	100	5500	17.03	25.33	23.31	29.31	23.98	----
11a	6Mbps	1	116	5580	16.93	24.83	23.29	29.29	23.98	----
11a	6Mbps	1	140	5700	16.93	24.43	23.29	29.29	23.98	----
VHT20	MCS0	1	100	5500	18.18	24.98	23.60	29.60	23.98	----
VHT20	MCS0	1	116	5580	18.08	25.28	23.57	29.57	23.98	----
VHT20	MCS0	1	140	5700	18.13	24.93	23.58	29.58	23.98	----
VHT40	MCS0	1	102	5510	36.56	41.90	23.98	30.00	23.98	----
VHT40	MCS0	1	110	5550	36.56	41.72	23.98	30.00	23.98	----
VHT40	MCS0	1	134	5670	36.46	41.54	23.98	30.00	23.98	----
VHT80	MCS0	1	106	5530	75.88	85.99	23.98	30.00	23.98	----
VHT80	MCS0	1	122	5610	76.00	86.47	23.98	30.00	23.98	----

U-NII-2C straddle channel single antenna										
Mod.	Data Rate	NTX	CH.	Freq. (MHz)	99% Bandwidth In U-NII 2C (MHz)	26 dB Bandwidth In U-NII 2C (MHz)	IC 99% Bandwidth Power Limit (dBm)	IC 99% Bandwidth EIRP Limit (dBm)	FCC 26dB Bandwidth Power Limit (dBm)	6 dB Bandwidth for Straddle Channel (MHz)
					Ant 1	Ant 1	Ant 1	Ant 1	Ant 1	Ant 1
11a	6Mbps	1	144	5720	16.88	23.88	23.27	29.27	23.98	-
VHT20	MCS0	1	144	5720	18.03	24.03	23.56	29.56	23.98	-
VHT40	MCS0	1	142	5710	36.66	42.35	23.98	30.00	23.98	-
VHT80	MCS0	1	138	5690	76.00	86.47	23.98	30.00	23.98	-

TEST RESULTS DATA
Average Power Table

FCC U-NII-2C single antenna									
Mod.	Data Rate	NTX	CH.	Freq. (MHz)	Average Conducted Power with duty factor (dBm)	FCC Conducted Power Limit (dBm)	DG (dBi)	EIRP Power Limit (dBm)	Pass/Fail
					Ant 1	Ant 1	Ant 1		
11a	6Mbps	1	100	5500	16.61	23.98	1.28	30.00	Pass
11a	6Mbps	1	116	5580	16.44	23.98	1.28	30.00	Pass
11a	6Mbps	1	140	5700	15.89	23.98	1.28	30.00	Pass
HT20	MCS0	1	100	5500	16.32	23.98	1.28	30.00	Pass
HT20	MCS0	1	116	5580	16.25	23.98	1.28	30.00	Pass
HT20	MCS0	1	140	5700	15.81	23.98	1.28	30.00	Pass
HT40	MCS0	1	102	5510	15.97	23.98	1.28	30.00	Pass
HT40	MCS0	1	110	5550	15.85	23.98	1.28	30.00	Pass
HT40	MCS0	1	134	5670	15.84	23.98	1.28	30.00	Pass
VHT20	MCS0	1	100	5500	16.47	23.98	1.28	30.00	Pass
VHT20	MCS0	1	116	5580	16.40	23.98	1.28	30.00	Pass
VHT20	MCS0	1	140	5700	15.93	23.98	1.28	30.00	Pass
VHT40	MCS0	1	102	5510	16.10	23.98	1.28	30.00	Pass
VHT40	MCS0	1	110	5550	15.98	23.98	1.28	30.00	Pass
VHT40	MCS0	1	134	5670	15.97	23.98	1.28	30.00	Pass
VHT80	MCS0	1	106	5530	13.91	23.98	1.28	30.00	Pass
VHT80	MCS0	1	122	5610	15.85	23.98	1.28	30	Pass

FCC U-NII-2C straddle channel single antenna									
Mod.	Data Rate	NTX	CH.	Freq. (MHz)	Average Conducted Power with duty factor (dBm)	FCC Conducted Power Limit (dBm)	DG (dBi)	EIRP Power Limit (dBm)	Pass/Fail
					Ant 1	Ant 1	Ant 1		
11a	6Mbps	1	144	5720	15.67	23.98	1.28	30.00	Pass
HT20	MCS0	1	144	5720	15.52	23.98	1.28	30.00	Pass
HT40	MCS0	1	142	5710	15.30	23.98	1.28	30.00	Pass
VHT20	MCS0	1	144	5720	15.61	23.98	1.28	30.00	Pass
VHT40	MCS0	1	142	5710	15.43	23.98	1.28	30.00	Pass
VHT80	MCS0	1	138	5690	15.51	23.98	1.28	30.00	Pass

TEST RESULTS DATA
Power Spectral Density

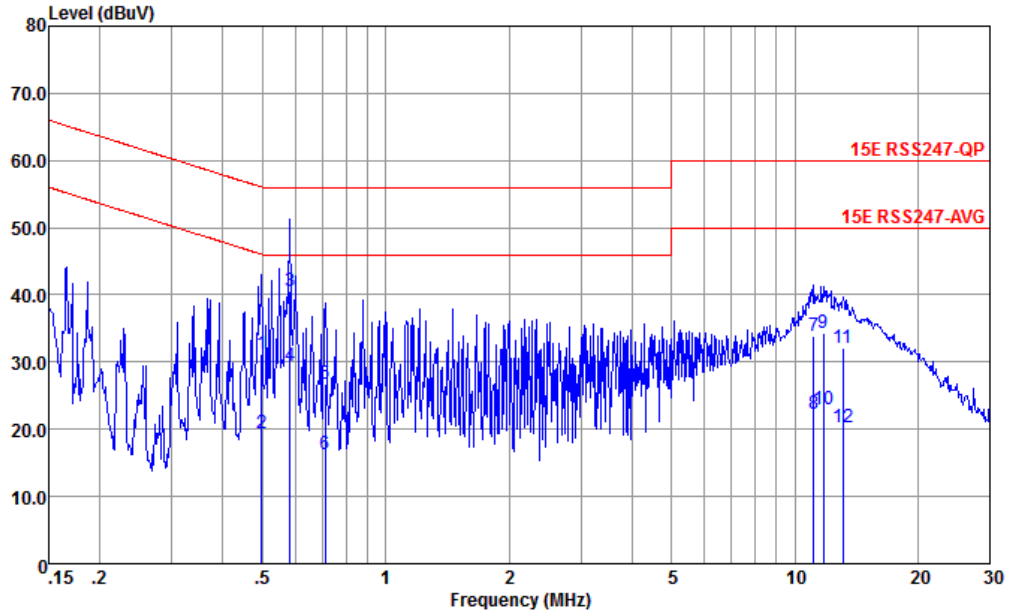
U-NII-2C single antenna									
Mod.	Data Rate	NTX	CH.	Freq. (MHz)	Average Power Density (dBm/MHz)	Average PSD Limit (dBm/MHz)	DG (dBi)		Pass /Fail
					Ant 1	Ant 1	Ant 1		
11a	6Mbps	1	100	5500	4.42	11.00	1.28		Pass
11a	6Mbps	1	116	5580	4.28	11.00	1.28		Pass
11a	6Mbps	1	140	5700	3.62	11.00	1.28		Pass
VHT20	MCS0	1	100	5500	3.96	11.00	1.28		Pass
VHT20	MCS0	1	116	5580	3.83	11.00	1.28		Pass
VHT20	MCS0	1	140	5700	3.13	11.00	1.28		Pass
VHT40	MCS0	1	102	5510	0.24	11.00	1.28		Pass
VHT40	MCS0	1	110	5550	0.31	11.00	1.28		Pass
VHT40	MCS0	1	134	5670	0.59	11.00	1.28		Pass
VHT80	MCS0	1	106	5530	-4.96	11.00	1.28		Pass
VHT80	MCS0	1	122	5610	-3.10	11.00	1.28		Pass

U-NII-2C straddle channel single antenna									
Mod.	Data Rate	NTX	CH.	Freq. (MHz)	Average Power Density (dBm/MHz)	Average PSD Limit (dBm/MHz)	DG (dBi)		Pass /Fail
					Ant 1	Ant 1	Ant 1		
11a	6Mbps	1	144	5720	3.58	11.00	1.28		Pass
VHT20	MCS0	1	144	5720	3.15	11.00	1.28		Pass
VHT40	MCS0	1	142	5710	-0.29	11.00	1.28		Pass
VHT80	MCS0	1	138	5690	-3.39	11.00	1.28		Pass



Appendix B. AC Conducted Emission Test Results

Test Engineer :	Amos Zhang	Temperature :	25.3~26.2°C
		Relative Humidity :	38~40%
Test Voltage :	120Vac / 60Hz	Phase :	Line
Remark :	All emissions not reported here are more than 10 dB below the prescribed limit.		

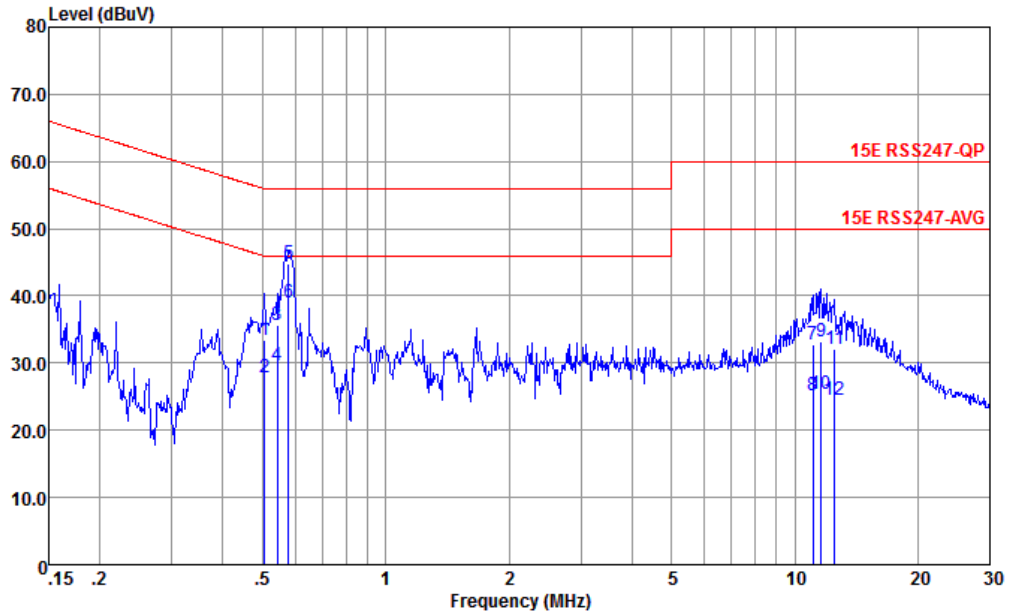


Site : CO01-KS
 Condition : 15E RSS247-QP LISN-060105-LINE LINE

	Freq	Level	Over	Limit	Read	LISN	Cable	Remark
	MHz	dBuV	Limit	Line	Level	Factor	Loss	
			dB	dBuV	dBuV	dB	dB	
1	0.497	31.28	-24.77	56.05	21.10	-0.03	10.21	QP
2	0.497	19.48	-26.57	46.05	9.30	-0.03	10.21	Average
3 *	0.582	40.63	-15.37	56.00	30.50	-0.06	10.19	QP
4	0.582	29.43	-16.57	46.00	19.30	-0.06	10.19	Average
5	0.712	26.67	-29.33	56.00	16.60	-0.09	10.16	QP
6	0.712	16.27	-29.73	46.00	6.20	-0.09	10.16	Average
7	11.139	33.96	-26.04	60.00	23.29	-0.18	10.85	QP
8	11.139	22.26	-27.74	50.00	11.59	-0.18	10.85	Average
9	11.745	34.26	-25.74	60.00	23.51	-0.19	10.94	QP
10	11.745	22.96	-27.04	50.00	12.21	-0.19	10.94	Average
11	13.127	32.09	-27.91	60.00	21.20	-0.20	11.09	QP
12	13.127	20.19	-29.81	50.00	9.30	-0.20	11.09	Average



Test Engineer :	Amos Zhang	Temperature :	25.3~26.2°C
		Relative Humidity :	38~40%
Test Voltage :	120Vac / 60Hz	Phase :	Neutral
Remark :	All emissions not reported here are more than 10 dB below the prescribed limit.		



Site : CO01-KS
 Condition : 15E RSS247-QP LISN-060105-NEUTRAL NEUTRAL

	Freq	Level	Over Limit	Limit Line	Read Level	LISN Factor	Cable Loss	Remark
	MHz	dBuV	dB	dBuV	dBuV	dB	dB	
1	0.505	33.33	-22.67	56.00	23.20	-0.08	10.21	QP
2	0.505	27.93	-18.07	46.00	17.80	-0.08	10.21	Average
3	0.544	35.61	-20.39	56.00	25.49	-0.08	10.20	QP
4	0.544	29.71	-16.29	46.00	19.59	-0.08	10.20	Average
5	0.579	44.70	-11.30	56.00	34.59	-0.08	10.19	QP
6 *	0.579	39.00	-7.00	46.00	28.89	-0.08	10.19	Average
7	11.080	32.85	-27.15	60.00	22.20	-0.19	10.84	QP
8	11.080	25.25	-24.75	50.00	14.60	-0.19	10.84	Average
9	11.621	33.24	-26.76	60.00	22.50	-0.19	10.93	QP
10	11.621	25.34	-24.66	50.00	14.60	-0.19	10.93	Average
11	12.516	32.05	-27.95	60.00	21.20	-0.18	11.03	QP
12	12.516	24.45	-25.55	50.00	13.60	-0.18	11.03	Average

Note:

- Level(dBμV) = Read Level(dBμV) + LISN Factor(dB) + Cable Loss(dB)
- Over Limit(dB) = Level(dBμV) – Limit Line(dBμV)



Appendix C. Radiated Spurious Emission

Test Engineer :	Carry Xu	Temperature :	22 ~ 23 °C
		Relative Humidity :	41 ~ 42 %



Radiated Spurious Emission Test Modes

Mode	Band	Band (GHz)	Modulation	Channel	Frequency	Data Rate	RU	Remark
Mode 1	U-NII-1	5.15-5.25	802.11a	36	5180	6Mbps	-	-
Mode 2	U-NII-1	5.15-5.25	802.11a	44	5220	6Mbps	-	-
Mode 3	U-NII-1	5.15-5.25	802.11a	48	5240	6Mbps	-	-
Mode 4	U-NII-2A	5.25-5.35	802.11a	52	5280	6Mbps	-	-
Mode 5	U-NII-2A	5.25-5.35	802.11a	60	5300	6Mbps	-	-
Mode 6	U-NII-2A	5.25-5.35	802.11a	64	5320	6Mbps	-	-
Mode 7	U-NII-2C	5.47-5.725	802.11a	100	5500	6Mbps	-	-
Mode 8	U-NII-2C	5.47-5.725	802.11a	116	5580	6Mbps	-	-
Mode 9	U-NII-2C	5.47-5.725	802.11a	140	5700	6Mbps	-	-
Mode 10	U-NII-1	5.15-5.25	802.11ac VHT20	36	5180	MCS0	-	-
Mode 11	U-NII-1	5.15-5.25	802.11ac VHT20	44	5220	MCS0	-	-



Mode	Band	Band (GHz)	Modulation	Channel	Frequency	Data Rate	RU	Remark
Mode 12	U-NII-1	5.15-5.25	802.11ac VHT20	48	5240	MCS0	-	-
Mode 13	U-NII-2A	5.25-5.35	802.11ac VHT20	52	5280	MCS0	-	-
Mode 14	U-NII-2A	5.25-5.35	802.11ac VHT20	60	5300	MCS0	-	-
Mode 15	U-NII-2A	5.25-5.35	802.11ac VHT20	64	5320	MCS0	-	-
Mode 16	U-NII-2C	5.47-5.725	802.11ac VHT20	100	5500	MCS0	-	-
Mode 17	U-NII-2C	5.47-5.725	802.11ac VHT20	116	5580	MCS0	-	-
Mode 18	U-NII-2C	5.47-5.725	802.11ac VHT20	140	5700	MCS0	-	-
Mode 19	U-NII-1	5.15-5.25	802.11ac VHT40	38	5190	MCS0	-	-
Mode 20	U-NII-1	5.15-5.25	802.11ac VHT40	46	5230	MCS0	-	-
Mode 21	U-NII-2A	5.25-5.35	802.11ac VHT40	54	5270	MCS0	-	-
Mode 22	U-NII-2A	5.25-5.35	802.11ac VHT40	62	5310	MCS0	-	-



Mode	Band	Band (GHz)	Modulation	Channel	Frequency	Data Rate	RU	Remark
Mode 23	U-NII-2C	5.47-5.725	802.11ac VHT40	102	5510	MCS0	-	-
Mode 24	U-NII-2C	5.47-5.725	802.11ac VHT40	110	5550	MCS0	-	-
Mode 25	U-NII-2C	5.47-5.725	802.11ac VHT40	134	5670	MCS0	-	-
Mode 26	U-NII-1	5.15-5.25	802.11ac VHT80	42	5210	MCS0	-	-
Mode 27	U-NII-2A	5.25-5.35	802.11ac VHT80	58	5290	MCS0	-	-
Mode 28	U-NII-2C	5.47-5.725	802.11ac VHT80	106	5530	MCS0	-	-
Mode 29	U-NII-2C	5.47-5.725	802.11ac VHT80	122	5610	MCS0	-	-
Mode 30	U-NII-2C	5.47-5.85	802.11a	144	5720	6Mbps	-	-
Mode 31	U-NII-2C	5.47-5.85	802.11ac VHT20	144	5720	MCS0	-	-
Mode 32	U-NII-2C	5.47-5.85	802.11ac VHT40	142	5710	MCS0	-	-
Mode 33	U-NII-2C	5.47-5.85	802.11ac VHT80	138	5690	MCS0	-	-



Summary of each worse mode

Mode	Modulation	Ch.	Freq. (MHz)	Level (dBuV/m)	Limit (dBuV/m)	Margin (dB)	Pol.	Peak Avg.	Result	Remark
1	802.11a	36	5150.00	47.26	54.00	-6.74	V	AVERAGE	Pass	Band Edge
1	802.11a	36	10360.00	45.12	68.30	-23.18	V	PEAK	Pass	Harmonic
2	802.11a	44	-	-	-	-	-	-	-	Band Edge
2	802.11a	44	10440.00	44.98	68.30	-23.32	V	PEAK	Pass	Harmonic
3	802.11a	48	-	-	-	-	-	-	-	Band Edge
3	802.11a	48	10480.00	45.91	68.30	-22.39	V	PEAK	Pass	Harmonic
4	802.11a	52	-	-	-	-	-	-	-	Band Edge
4	802.11a	52	10560.00	46.41	68.30	-21.89	V	PEAK	Pass	Harmonic
5	802.11a	60	-	-	-	-	-	-	-	Band Edge
5	802.11a	60	10600.00	45.17	74.00	-28.83	V	PEAK	Pass	Harmonic
6	802.11a	64	5350.24	45.02	54.00	-8.98	V	AVERAGE	Pass	Band Edge



Mode	Modulation	Ch.	Freq. (MHz)	Level (dBuV/m)	Limit (dBuV/m)	Margin (dB)	Pol.	Peak Avg.	Result	Remark
6	802.11a	64	10640.00	34.04	54.00	-19.96	H	AVERAGE	Pass	Harmonic
7	802.11a	100	5455.60	44.08	54.00	-9.92	V	AVERAGE	Pass	Band Edge
7	802.11a	100	11000.00	45.77	74.00	-28.23	H	PEAK	Pass	Harmonic
8	802.11a	116	-	-	-	-	-	-	-	Band Edge
8	802.11a	116	11160.00	45.87	74.00	-28.13	V	PEAK	Pass	Harmonic
9	802.11a	140	5728.34	59.20	68.30	-9.10	V	PEAK	Pass	Band Edge
9	802.11a	140	11400.00	46.39	74.00	-27.61	H	PEAK	Pass	Harmonic
10	802.11ac VHT20	36	5149.70	45.76	54.00	-8.24	V	AVERAGE	Pass	Band Edge
10	802.11ac VHT20	36	10360.00	45.54	68.30	-22.76	V	PEAK	Pass	Harmonic
11	802.11ac VHT20	44	-	-	-	-	-	-	-	Band Edge
11	802.11ac VHT20	44	10440.00	45.36	68.30	-22.94	V	PEAK	Pass	Harmonic



Mode	Modulation	Ch.	Freq. (MHz)	Level (dBuV/m)	Limit (dBuV/m)	Margin (dB)	Pol.	Peak Avg.	Result	Remark
12	802.11ac VHT20	48	-	-	-	-	-	-	-	Band Edge
12	802.11ac VHT20	48	10480.00	46.76	68.30	-21.54	V	PEAK	Pass	Harmonic
13	802.11ac VHT20	52	-	-	-	-	-	-	-	Band Edge
13	802.11ac VHT20	52	10560.00	46.77	68.30	-21.53	V	PEAK	Pass	Harmonic
14	802.11ac VHT20	60	-	-	-	-	-	-	-	Band Edge
14	802.11ac VHT20	60	10600.00	45.88	74.00	-28.12	H	PEAK	Pass	Harmonic
15	802.11ac VHT20	64	5350.10	45.40	54.00	-8.60	V	AVERAGE	Pass	Band Edge
15	802.11ac VHT20	64	10640.00	46.19	74.00	-27.81	H	PEAK	Pass	Harmonic
16	802.11ac VHT20	100	5459.80	43.94	54.00	-10.06	V	AVERAGE	Pass	Band Edge
16	802.11ac VHT20	100	11000.00	45.80	74.00	-28.20	H	PEAK	Pass	Harmonic
17	802.11ac VHT20	116	-	-	-	-	-	-	-	Band Edge



Mode	Modulation	Ch.	Freq. (MHz)	Level (dBuV/m)	Limit (dBuV/m)	Margin (dB)	Pol.	Peak Avg.	Result	Remark
17	802.11ac VHT20	116	11160.00	45.56	74.00	-28.44	V	PEAK	Pass	Harmonic
18	802.11ac VHT20	140	5725.42	59.92	68.30	-8.38	V	PEAK	Pass	Band Edge
18	802.11ac VHT20	140	11400.00	45.94	74.00	-28.06	V	PEAK	Pass	Harmonic
19	802.11ac VHT40	38	5149.90	50.69	54.00	-3.31	V	AVERAGE	Pass	Band Edge
19	802.11ac VHT40	38	10380.00	45.38	68.30	-22.92	H	PEAK	Pass	Harmonic
20	802.11ac VHT40	46	5084.87	44.22	54.00	-9.78	V	AVERAGE	Pass	Band Edge
20	802.11ac VHT40	46	10460.00	45.45	68.30	-22.85	H	PEAK	Pass	Harmonic
21	802.11ac VHT40	54	5452.40	44.52	54.00	-9.48	V	AVERAGE	Pass	Band Edge
21	802.11ac VHT40	54	10540.00	46.78	68.30	-21.52	H	PEAK	Pass	Harmonic
22	802.11ac VHT40	62	5350.35	48.59	54.00	-5.41	V	AVERAGE	Pass	Band Edge
22	802.11ac VHT40	62	10620.00	45.89	74.00	-28.11	H	PEAK	Pass	Harmonic



Mode	Modulation	Ch.	Freq. (MHz)	Level (dBuV/m)	Limit (dBuV/m)	Margin (dB)	Pol.	Peak Avg.	Result	Remark
23	802.11ac VHT40	102	5469.68	64.88	68.30	-3.42	V	PEAK	Pass	Band Edge
23	802.11ac VHT40	102	11020.00	46.19	74.00	-27.81	V	PEAK	Pass	Harmonic
24	802.11ac VHT40	110	5457.80	46.45	54.00	-7.55	V	AVERAGE	Pass	Band Edge
24	802.11ac VHT40	110	11100.00	46.15	74.00	-27.85	V	PEAK	Pass	Harmonic
25	802.11ac VHT40	134	5457.52	43.21	54.00	-10.79	V	AVERAGE	Pass	Band Edge
25	802.11ac VHT40	134	11340.00	46.65	74.00	-27.35	H	PEAK	Pass	Harmonic
26	802.11ac VHT80	42	5147.63	50.86	54.00	-3.14	V	AVERAGE	Pass	Band Edge
26	802.11ac VHT80	42	10420.00	46.40	68.30	-21.90	H	PEAK	Pass	Harmonic
27	802.11ac VHT80	58	5350.52	50.27	54.00	-3.73	V	AVERAGE	Pass	Band Edge
27	802.11ac VHT80	58	10580.00	46.27	68.30	-22.03	V	PEAK	Pass	Harmonic
28	802.11ac VHT80	106	5459.44	50.08	54.00	-3.92	V	AVERAGE	Pass	Band Edge



Mode	Modulation	Ch.	Freq. (MHz)	Level (dBuV/m)	Limit (dBuV/m)	Margin (dB)	Pol.	Peak Avg.	Result	Remark
28	802.11ac VHT80	106	11060.00	45.84	74.00	-28.16	V	PEAK	Pass	Harmonic
29	802.11ac VHT80	122	5425.96	49.27	54.00	-4.73	V	AVERAGE	Pass	Band Edge
29	802.11ac VHT80	122	11220.00	46.62	74.00	-27.38	V	PEAK	Pass	Harmonic
30	802.11a	144	-	-	-	-	-	-	-	Band Edge
30	802.11a	144	11440.00	46.67	74.00	-27.33	H	PEAK	Pass	Harmonic
31	802.11ac VHT20	144	-	-	-	-	-	-	-	Band Edge
31	802.11ac VHT20	144	11440.00	46.08	74.00	-27.92	V	PEAK	Pass	Harmonic
32	802.11ac VHT40	142	-	-	-	-	-	-	-	Band Edge
32	802.11ac VHT40	142	11420.00	46.14	74.00	-27.86	H	PEAK	Pass	Harmonic
33	802.11ac VHT80	138	-	-	-	-	-	-	-	Band Edge
33	802.11ac VHT80	138	11380.00	46.51	74.00	-27.49	H	PEAK	Pass	Harmonic



		1																																																		
Mode		Band Edge																																																		
		U-NII-1_5.15-5.25_802.11a_CH36_5180MHz																																																		
Pol.		Horizontal				Fundamental																																														
Peak	Horizontal	<table border="1" style="width: 100%; border-collapse: collapse; font-size: small;"> <thead> <tr> <th colspan="2"></th> <th>Limit</th> <th>Read</th> <th>Ant</th> <th>Cable</th> <th>Preamp</th> <th>Aux</th> <th>APos</th> <th>TPos</th> </tr> <tr> <th>Freq</th> <th>Level</th> <th>Line Margin</th> <th>Level</th> <th>Factor</th> <th>Loss Factor</th> <th>Factor</th> <th>Factor</th> <th>dB</th> <th>deg</th> </tr> <tr> <th>MHz</th> <th>dBuV/m</th> <th>dBuV/m</th> <th>dB</th> <th>dBuV</th> <th>dB/m</th> <th>dB</th> <th>dB</th> <th>dB</th> <th>cm</th> </tr> </thead> <tbody> <tr> <td>1</td> <td>5116.10</td> <td>56.04</td> <td>74.00</td> <td>-17.96</td> <td>43.96</td> <td>34.10</td> <td>9.76</td> <td>31.78</td> <td>0.00</td> <td>126</td> <td>137</td> <td>PEAK</td> </tr> </tbody> </table>										Limit	Read	Ant	Cable	Preamp	Aux	APos	TPos	Freq	Level	Line Margin	Level	Factor	Loss Factor	Factor	Factor	dB	deg	MHz	dBuV/m	dBuV/m	dB	dBuV	dB/m	dB	dB	dB	cm	1	5116.10	56.04	74.00	-17.96	43.96	34.10	9.76	31.78	0.00	126	137	PEAK
			Limit	Read	Ant	Cable	Preamp	Aux	APos	TPos																																										
Freq	Level	Line Margin	Level	Factor	Loss Factor	Factor	Factor	dB	deg																																											
MHz	dBuV/m	dBuV/m	dB	dBuV	dB/m	dB	dB	dB	cm																																											
1	5116.10	56.04	74.00	-17.96	43.96	34.10	9.76	31.78	0.00	126	137	PEAK																																								
Fundamental	<table border="1" style="width: 100%; border-collapse: collapse; font-size: small;"> <thead> <tr> <th colspan="2"></th> <th>Limit</th> <th>Read</th> <th>Ant</th> <th>Cable</th> <th>Preamp</th> <th>Aux</th> <th>APos</th> <th>TPos</th> </tr> <tr> <th>Freq</th> <th>Level</th> <th>Line Margin</th> <th>Level</th> <th>Factor</th> <th>Loss Factor</th> <th>Factor</th> <th>Factor</th> <th>dB</th> <th>deg</th> </tr> <tr> <th>MHz</th> <th>dBuV/m</th> <th>dBuV/m</th> <th>dB</th> <th>dBuV</th> <th>dB/m</th> <th>dB</th> <th>dB</th> <th>dB</th> <th>cm</th> </tr> </thead> <tbody> <tr> <td>1</td> <td>5180.00</td> <td>96.52</td> <td>-----</td> <td>-----</td> <td>84.43</td> <td>34.10</td> <td>9.81</td> <td>31.82</td> <td>0.00</td> <td>126</td> <td>137</td> <td>PEAK</td> </tr> </tbody> </table>										Limit	Read	Ant	Cable	Preamp	Aux	APos	TPos	Freq	Level	Line Margin	Level	Factor	Loss Factor	Factor	Factor	dB	deg	MHz	dBuV/m	dBuV/m	dB	dBuV	dB/m	dB	dB	dB	cm	1	5180.00	96.52	-----	-----	84.43	34.10	9.81	31.82	0.00	126	137	PEAK	
		Limit	Read	Ant	Cable	Preamp	Aux	APos	TPos																																											
Freq	Level	Line Margin	Level	Factor	Loss Factor	Factor	Factor	dB	deg																																											
MHz	dBuV/m	dBuV/m	dB	dBuV	dB/m	dB	dB	dB	cm																																											
1	5180.00	96.52	-----	-----	84.43	34.10	9.81	31.82	0.00	126	137	PEAK																																								
Avg	Horizontal	<table border="1" style="width: 100%; border-collapse: collapse; font-size: small;"> <thead> <tr> <th colspan="2"></th> <th>Limit</th> <th>Read</th> <th>Ant</th> <th>Cable</th> <th>Preamp</th> <th>Aux</th> <th>APos</th> <th>TPos</th> </tr> <tr> <th>Freq</th> <th>Level</th> <th>Line Margin</th> <th>Level</th> <th>Factor</th> <th>Loss Factor</th> <th>Factor</th> <th>Factor</th> <th>dB</th> <th>deg</th> </tr> <tr> <th>MHz</th> <th>dBuV/m</th> <th>dBuV/m</th> <th>dB</th> <th>dBuV</th> <th>dB/m</th> <th>dB</th> <th>dB</th> <th>dB</th> <th>cm</th> </tr> </thead> <tbody> <tr> <td>1</td> <td>5148.00</td> <td>43.77</td> <td>54.00</td> <td>-10.23</td> <td>31.69</td> <td>34.10</td> <td>9.78</td> <td>31.80</td> <td>0.00</td> <td>126</td> <td>137</td> <td>AVERAGE</td> </tr> </tbody> </table>										Limit	Read	Ant	Cable	Preamp	Aux	APos	TPos	Freq	Level	Line Margin	Level	Factor	Loss Factor	Factor	Factor	dB	deg	MHz	dBuV/m	dBuV/m	dB	dBuV	dB/m	dB	dB	dB	cm	1	5148.00	43.77	54.00	-10.23	31.69	34.10	9.78	31.80	0.00	126	137	AVERAGE
			Limit	Read	Ant	Cable	Preamp	Aux	APos	TPos																																										
Freq	Level	Line Margin	Level	Factor	Loss Factor	Factor	Factor	dB	deg																																											
MHz	dBuV/m	dBuV/m	dB	dBuV	dB/m	dB	dB	dB	cm																																											
1	5148.00	43.77	54.00	-10.23	31.69	34.10	9.78	31.80	0.00	126	137	AVERAGE																																								
Fundamental	<table border="1" style="width: 100%; border-collapse: collapse; font-size: small;"> <thead> <tr> <th colspan="2"></th> <th>Limit</th> <th>Read</th> <th>Ant</th> <th>Cable</th> <th>Preamp</th> <th>Aux</th> <th>APos</th> <th>TPos</th> </tr> <tr> <th>Freq</th> <th>Level</th> <th>Line Margin</th> <th>Level</th> <th>Factor</th> <th>Loss Factor</th> <th>Factor</th> <th>Factor</th> <th>dB</th> <th>deg</th> </tr> <tr> <th>MHz</th> <th>dBuV/m</th> <th>dBuV/m</th> <th>dB</th> <th>dBuV</th> <th>dB/m</th> <th>dB</th> <th>dB</th> <th>dB</th> <th>cm</th> </tr> </thead> <tbody> <tr> <td>1</td> <td>5180.00</td> <td>88.92</td> <td>-----</td> <td>-----</td> <td>76.83</td> <td>34.10</td> <td>9.81</td> <td>31.82</td> <td>0.00</td> <td>126</td> <td>137</td> <td>AVERAGE</td> </tr> </tbody> </table>										Limit	Read	Ant	Cable	Preamp	Aux	APos	TPos	Freq	Level	Line Margin	Level	Factor	Loss Factor	Factor	Factor	dB	deg	MHz	dBuV/m	dBuV/m	dB	dBuV	dB/m	dB	dB	dB	cm	1	5180.00	88.92	-----	-----	76.83	34.10	9.81	31.82	0.00	126	137	AVERAGE	
		Limit	Read	Ant	Cable	Preamp	Aux	APos	TPos																																											
Freq	Level	Line Margin	Level	Factor	Loss Factor	Factor	Factor	dB	deg																																											
MHz	dBuV/m	dBuV/m	dB	dBuV	dB/m	dB	dB	dB	cm																																											
1	5180.00	88.92	-----	-----	76.83	34.10	9.81	31.82	0.00	126	137	AVERAGE																																								



		1																																																						
Mode		Band Edge																																																						
		U-NII-1_5.15-5.25_802.11a_CH36_5180MHz																																																						
Pol.		Vertical					Fundamental																																																	
Peak																																																								
		<table border="1"> <thead> <tr> <th></th> <th>Limit</th> <th>Read</th> <th>Ant</th> <th>Cable</th> <th>Preamp</th> <th>Aux</th> <th>APos</th> <th>TPos</th> <th colspan="2">Remark</th> </tr> <tr> <th>Freq</th> <th>Level</th> <th>Line</th> <th>Margin</th> <th>Level</th> <th>Factor</th> <th>Loss</th> <th>Factor</th> <th>Factor</th> <th></th> <th></th> </tr> <tr> <th></th> <th>MHz</th> <th>dBuV/m</th> <th>dBuV/m</th> <th>dB</th> <th>dBuV</th> <th>dB/m</th> <th>dB</th> <th>dB</th> <th>dB</th> <th>cm</th> <th>deg</th> </tr> </thead> <tbody> <tr> <td>1</td> <td>5147.70</td> <td>58.91</td> <td>74.00</td> <td>-15.09</td> <td>46.83</td> <td>34.10</td> <td>9.78</td> <td>31.00</td> <td>0.00</td> <td>279</td> <td>217 PEAK</td> </tr> </tbody> </table>											Limit	Read	Ant	Cable	Preamp	Aux	APos	TPos	Remark		Freq	Level	Line	Margin	Level	Factor	Loss	Factor	Factor				MHz	dBuV/m	dBuV/m	dB	dBuV	dB/m	dB	dB	dB	cm	deg	1	5147.70	58.91	74.00	-15.09	46.83	34.10	9.78	31.00	0.00	279
	Limit	Read	Ant	Cable	Preamp	Aux	APos	TPos	Remark																																															
Freq	Level	Line	Margin	Level	Factor	Loss	Factor	Factor																																																
	MHz	dBuV/m	dBuV/m	dB	dBuV	dB/m	dB	dB	dB	cm	deg																																													
1	5147.70	58.91	74.00	-15.09	46.83	34.10	9.78	31.00	0.00	279	217 PEAK																																													
Avg																																																								
		<table border="1"> <thead> <tr> <th></th> <th>Limit</th> <th>Read</th> <th>Ant</th> <th>Cable</th> <th>Preamp</th> <th>Aux</th> <th>APos</th> <th>TPos</th> <th colspan="2">Remark</th> </tr> <tr> <th>Freq</th> <th>Level</th> <th>Line</th> <th>Margin</th> <th>Level</th> <th>Factor</th> <th>Loss</th> <th>Factor</th> <th>Factor</th> <th></th> <th></th> </tr> <tr> <th></th> <th>MHz</th> <th>dBuV/m</th> <th>dBuV/m</th> <th>dB</th> <th>dBuV</th> <th>dB/m</th> <th>dB</th> <th>dB</th> <th>dB</th> <th>cm</th> <th>deg</th> </tr> </thead> <tbody> <tr> <td>1</td> <td>5150.00</td> <td>47.26</td> <td>54.00</td> <td>-6.74</td> <td>35.17</td> <td>34.10</td> <td>9.79</td> <td>31.00</td> <td>0.00</td> <td>279</td> <td>217 AVERAGE</td> </tr> </tbody> </table>											Limit	Read	Ant	Cable	Preamp	Aux	APos	TPos	Remark		Freq	Level	Line	Margin	Level	Factor	Loss	Factor	Factor				MHz	dBuV/m	dBuV/m	dB	dBuV	dB/m	dB	dB	dB	cm	deg	1	5150.00	47.26	54.00	-6.74	35.17	34.10	9.79	31.00	0.00	279
	Limit	Read	Ant	Cable	Preamp	Aux	APos	TPos	Remark																																															
Freq	Level	Line	Margin	Level	Factor	Loss	Factor	Factor																																																
	MHz	dBuV/m	dBuV/m	dB	dBuV	dB/m	dB	dB	dB	cm	deg																																													
1	5150.00	47.26	54.00	-6.74	35.17	34.10	9.79	31.00	0.00	279	217 AVERAGE																																													
Peak																																																								
		<table border="1"> <thead> <tr> <th></th> <th>Limit</th> <th>Read</th> <th>Ant</th> <th>Cable</th> <th>Preamp</th> <th>Aux</th> <th>APos</th> <th>TPos</th> <th colspan="2">Remark</th> </tr> <tr> <th>Freq</th> <th>Level</th> <th>Line</th> <th>Margin</th> <th>Level</th> <th>Factor</th> <th>Loss</th> <th>Factor</th> <th>Factor</th> <th></th> <th></th> </tr> <tr> <th></th> <th>MHz</th> <th>dBuV/m</th> <th>dBuV/m</th> <th>dB</th> <th>dBuV</th> <th>dB/m</th> <th>dB</th> <th>dB</th> <th>dB</th> <th>cm</th> <th>deg</th> </tr> </thead> <tbody> <tr> <td>1</td> <td>5180.00</td> <td>107.11</td> <td>-----</td> <td>-----</td> <td>95.02</td> <td>34.10</td> <td>9.81</td> <td>31.82</td> <td>0.00</td> <td>279</td> <td>217 PEAK</td> </tr> </tbody> </table>											Limit	Read	Ant	Cable	Preamp	Aux	APos	TPos	Remark		Freq	Level	Line	Margin	Level	Factor	Loss	Factor	Factor				MHz	dBuV/m	dBuV/m	dB	dBuV	dB/m	dB	dB	dB	cm	deg	1	5180.00	107.11	-----	-----	95.02	34.10	9.81	31.82	0.00	279
	Limit	Read	Ant	Cable	Preamp	Aux	APos	TPos	Remark																																															
Freq	Level	Line	Margin	Level	Factor	Loss	Factor	Factor																																																
	MHz	dBuV/m	dBuV/m	dB	dBuV	dB/m	dB	dB	dB	cm	deg																																													
1	5180.00	107.11	-----	-----	95.02	34.10	9.81	31.82	0.00	279	217 PEAK																																													
Avg																																																								
		<table border="1"> <thead> <tr> <th></th> <th>Limit</th> <th>Read</th> <th>Ant</th> <th>Cable</th> <th>Preamp</th> <th>Aux</th> <th>APos</th> <th>TPos</th> <th colspan="2">Remark</th> </tr> <tr> <th>Freq</th> <th>Level</th> <th>Line</th> <th>Margin</th> <th>Level</th> <th>Factor</th> <th>Loss</th> <th>Factor</th> <th>Factor</th> <th></th> <th></th> </tr> <tr> <th></th> <th>MHz</th> <th>dBuV/m</th> <th>dBuV/m</th> <th>dB</th> <th>dBuV</th> <th>dB/m</th> <th>dB</th> <th>dB</th> <th>dB</th> <th>cm</th> <th>deg</th> </tr> </thead> <tbody> <tr> <td>1</td> <td>5180.00</td> <td>99.17</td> <td>-----</td> <td>-----</td> <td>87.08</td> <td>34.10</td> <td>9.81</td> <td>31.82</td> <td>0.00</td> <td>279</td> <td>217 AVERAGE</td> </tr> </tbody> </table>											Limit	Read	Ant	Cable	Preamp	Aux	APos	TPos	Remark		Freq	Level	Line	Margin	Level	Factor	Loss	Factor	Factor				MHz	dBuV/m	dBuV/m	dB	dBuV	dB/m	dB	dB	dB	cm	deg	1	5180.00	99.17	-----	-----	87.08	34.10	9.81	31.82	0.00	279
	Limit	Read	Ant	Cable	Preamp	Aux	APos	TPos	Remark																																															
Freq	Level	Line	Margin	Level	Factor	Loss	Factor	Factor																																																
	MHz	dBuV/m	dBuV/m	dB	dBuV	dB/m	dB	dB	dB	cm	deg																																													
1	5180.00	99.17	-----	-----	87.08	34.10	9.81	31.82	0.00	279	217 AVERAGE																																													



Mode	1																																																																																	
	Harmonic																																																																																	
	U-NII-1_5.15-5.25_802.11a_CH36_5180MHz																																																																																	
Pol.	Horizontal	Vertical																																																																																
Peak Avg	<table border="1"> <thead> <tr> <th>Limit</th> <th>Read</th> <th>Ant</th> <th>Cable</th> <th>Preamp</th> <th>Aux</th> <th>APos</th> <th>TPos</th> <th>Remark</th> </tr> <tr> <th>Freq</th> <th>Level</th> <th>Line</th> <th>Margin</th> <th>Level</th> <th>Factor</th> <th>Loss</th> <th>Factor</th> <th>Factor</th> </tr> <tr> <th>MHz</th> <th>dBuV/m</th> <th>dBuV/m</th> <th>dB</th> <th>dBuV</th> <th>dB/m</th> <th>dB</th> <th>dB</th> <th>dB</th> </tr> </thead> <tbody> <tr> <td>1</td> <td>10360.00</td> <td>45.10</td> <td>68.30</td> <td>-23.20</td> <td>55.21</td> <td>37.64</td> <td>14.13</td> <td>61.88</td> <td>0.00</td> <td>100</td> <td>360</td> <td>PEAK</td> </tr> </tbody> </table>	Limit	Read	Ant	Cable	Preamp	Aux	APos	TPos	Remark	Freq	Level	Line	Margin	Level	Factor	Loss	Factor	Factor	MHz	dBuV/m	dBuV/m	dB	dBuV	dB/m	dB	dB	dB	1	10360.00	45.10	68.30	-23.20	55.21	37.64	14.13	61.88	0.00	100	360	PEAK	<table border="1"> <thead> <tr> <th>Limit</th> <th>Read</th> <th>Ant</th> <th>Cable</th> <th>Preamp</th> <th>Aux</th> <th>APos</th> <th>TPos</th> <th>Remark</th> </tr> <tr> <th>Freq</th> <th>Level</th> <th>Line</th> <th>Margin</th> <th>Level</th> <th>Factor</th> <th>Loss</th> <th>Factor</th> <th>Factor</th> </tr> <tr> <th>MHz</th> <th>dBuV/m</th> <th>dBuV/m</th> <th>dB</th> <th>dBuV</th> <th>dB/m</th> <th>dB</th> <th>dB</th> <th>dB</th> </tr> </thead> <tbody> <tr> <td>1</td> <td>10360.00</td> <td>45.12</td> <td>68.30</td> <td>-23.18</td> <td>55.23</td> <td>37.64</td> <td>14.13</td> <td>61.88</td> <td>0.00</td> <td>300</td> <td>360</td> <td>PEAK</td> </tr> </tbody> </table>	Limit	Read	Ant	Cable	Preamp	Aux	APos	TPos	Remark	Freq	Level	Line	Margin	Level	Factor	Loss	Factor	Factor	MHz	dBuV/m	dBuV/m	dB	dBuV	dB/m	dB	dB	dB	1	10360.00	45.12	68.30	-23.18	55.23	37.64	14.13	61.88	0.00	300	360	PEAK
Limit	Read	Ant	Cable	Preamp	Aux	APos	TPos	Remark																																																																										
Freq	Level	Line	Margin	Level	Factor	Loss	Factor	Factor																																																																										
MHz	dBuV/m	dBuV/m	dB	dBuV	dB/m	dB	dB	dB																																																																										
1	10360.00	45.10	68.30	-23.20	55.21	37.64	14.13	61.88	0.00	100	360	PEAK																																																																						
Limit	Read	Ant	Cable	Preamp	Aux	APos	TPos	Remark																																																																										
Freq	Level	Line	Margin	Level	Factor	Loss	Factor	Factor																																																																										
MHz	dBuV/m	dBuV/m	dB	dBuV	dB/m	dB	dB	dB																																																																										
1	10360.00	45.12	68.30	-23.18	55.23	37.64	14.13	61.88	0.00	300	360	PEAK																																																																						



Mode	2																																																																															
	Harmonic																																																																															
	U-NII-1_5.15-5.25_802.11a_CH44_5220MHz																																																																															
Pol.	Horizontal	Vertical																																																																														
Peak Avg	<table border="1"> <thead> <tr> <th>Limit</th> <th>Read</th> <th>Ant</th> <th>Cable</th> <th>Preamp</th> <th>Aux</th> <th>APos</th> <th>TPos</th> <th>Remark</th> </tr> <tr> <th>Freq</th> <th>Level</th> <th>Line</th> <th>Margin</th> <th>Level</th> <th>Factor</th> <th>Loss</th> <th>Factor</th> <th>Factor</th> </tr> <tr> <th>MHz</th> <th>dBuV/m</th> <th>dBuV/m</th> <th>dB</th> <th>dBuV</th> <th>dB/m</th> <th>dB</th> <th>dB</th> <th>dB</th> </tr> </thead> <tbody> <tr> <td>1 10440.00</td> <td>44.97</td> <td>68.30</td> <td>-23.33</td> <td>54.84</td> <td>37.68</td> <td>14.18</td> <td>61.73</td> <td>0.00</td> <td>100</td> <td>360</td> <td>PEAK</td> </tr> </tbody> </table>	Limit	Read	Ant	Cable	Preamp	Aux	APos	TPos	Remark	Freq	Level	Line	Margin	Level	Factor	Loss	Factor	Factor	MHz	dBuV/m	dBuV/m	dB	dBuV	dB/m	dB	dB	dB	1 10440.00	44.97	68.30	-23.33	54.84	37.68	14.18	61.73	0.00	100	360	PEAK	<table border="1"> <thead> <tr> <th>Limit</th> <th>Read</th> <th>Ant</th> <th>Cable</th> <th>Preamp</th> <th>Aux</th> <th>APos</th> <th>TPos</th> <th>Remark</th> </tr> <tr> <th>Freq</th> <th>Level</th> <th>Line</th> <th>Margin</th> <th>Level</th> <th>Factor</th> <th>Loss</th> <th>Factor</th> <th>Factor</th> </tr> <tr> <th>MHz</th> <th>dBuV/m</th> <th>dBuV/m</th> <th>dB</th> <th>dBuV</th> <th>dB/m</th> <th>dB</th> <th>dB</th> <th>dB</th> </tr> </thead> <tbody> <tr> <td>1 10440.00</td> <td>44.98</td> <td>68.30</td> <td>-23.32</td> <td>54.85</td> <td>37.68</td> <td>14.18</td> <td>61.73</td> <td>0.00</td> <td>300</td> <td>360</td> <td>PEAK</td> </tr> </tbody> </table>	Limit	Read	Ant	Cable	Preamp	Aux	APos	TPos	Remark	Freq	Level	Line	Margin	Level	Factor	Loss	Factor	Factor	MHz	dBuV/m	dBuV/m	dB	dBuV	dB/m	dB	dB	dB	1 10440.00	44.98	68.30	-23.32	54.85	37.68	14.18	61.73	0.00	300	360	PEAK
Limit	Read	Ant	Cable	Preamp	Aux	APos	TPos	Remark																																																																								
Freq	Level	Line	Margin	Level	Factor	Loss	Factor	Factor																																																																								
MHz	dBuV/m	dBuV/m	dB	dBuV	dB/m	dB	dB	dB																																																																								
1 10440.00	44.97	68.30	-23.33	54.84	37.68	14.18	61.73	0.00	100	360	PEAK																																																																					
Limit	Read	Ant	Cable	Preamp	Aux	APos	TPos	Remark																																																																								
Freq	Level	Line	Margin	Level	Factor	Loss	Factor	Factor																																																																								
MHz	dBuV/m	dBuV/m	dB	dBuV	dB/m	dB	dB	dB																																																																								
1 10440.00	44.98	68.30	-23.32	54.85	37.68	14.18	61.73	0.00	300	360	PEAK																																																																					



Mode	3																																																																															
	Harmonic																																																																															
	U-NII-1_5.15-5.25_802.11a_CH48_5240MHz																																																																															
Pol.	Horizontal	Vertical																																																																														
Peak Avg	<table border="1"> <thead> <tr> <th>Limit</th> <th>Read</th> <th>Ant</th> <th>Cable</th> <th>Preamp</th> <th>Aux</th> <th>APos</th> <th>TPos</th> <th>Remark</th> </tr> <tr> <th>Freq</th> <th>Level</th> <th>Line</th> <th>Margin</th> <th>Level</th> <th>Factor</th> <th>Loss</th> <th>Factor</th> <th>Factor</th> </tr> <tr> <th>MHz</th> <th>dBuV/m</th> <th>dBuV/m</th> <th>dB</th> <th>dBuV</th> <th>dB/m</th> <th>dB</th> <th>dB</th> <th>dB</th> </tr> </thead> <tbody> <tr> <td>1 10480.00</td> <td>45.44</td> <td>68.30</td> <td>-22.86</td> <td>55.20</td> <td>37.69</td> <td>14.21</td> <td>61.66</td> <td>0.00</td> <td>100</td> <td>0</td> <td>PEAK</td> </tr> </tbody> </table>	Limit	Read	Ant	Cable	Preamp	Aux	APos	TPos	Remark	Freq	Level	Line	Margin	Level	Factor	Loss	Factor	Factor	MHz	dBuV/m	dBuV/m	dB	dBuV	dB/m	dB	dB	dB	1 10480.00	45.44	68.30	-22.86	55.20	37.69	14.21	61.66	0.00	100	0	PEAK	<table border="1"> <thead> <tr> <th>Limit</th> <th>Read</th> <th>Ant</th> <th>Cable</th> <th>Preamp</th> <th>Aux</th> <th>APos</th> <th>TPos</th> <th>Remark</th> </tr> <tr> <th>Freq</th> <th>Level</th> <th>Line</th> <th>Margin</th> <th>Level</th> <th>Factor</th> <th>Loss</th> <th>Factor</th> <th>Factor</th> </tr> <tr> <th>MHz</th> <th>dBuV/m</th> <th>dBuV/m</th> <th>dB</th> <th>dBuV</th> <th>dB/m</th> <th>dB</th> <th>dB</th> <th>dB</th> </tr> </thead> <tbody> <tr> <td>1 10480.00</td> <td>45.91</td> <td>68.30</td> <td>-22.39</td> <td>55.67</td> <td>37.69</td> <td>14.21</td> <td>61.66</td> <td>0.00</td> <td>300</td> <td>0</td> <td>PEAK</td> </tr> </tbody> </table>	Limit	Read	Ant	Cable	Preamp	Aux	APos	TPos	Remark	Freq	Level	Line	Margin	Level	Factor	Loss	Factor	Factor	MHz	dBuV/m	dBuV/m	dB	dBuV	dB/m	dB	dB	dB	1 10480.00	45.91	68.30	-22.39	55.67	37.69	14.21	61.66	0.00	300	0	PEAK
Limit	Read	Ant	Cable	Preamp	Aux	APos	TPos	Remark																																																																								
Freq	Level	Line	Margin	Level	Factor	Loss	Factor	Factor																																																																								
MHz	dBuV/m	dBuV/m	dB	dBuV	dB/m	dB	dB	dB																																																																								
1 10480.00	45.44	68.30	-22.86	55.20	37.69	14.21	61.66	0.00	100	0	PEAK																																																																					
Limit	Read	Ant	Cable	Preamp	Aux	APos	TPos	Remark																																																																								
Freq	Level	Line	Margin	Level	Factor	Loss	Factor	Factor																																																																								
MHz	dBuV/m	dBuV/m	dB	dBuV	dB/m	dB	dB	dB																																																																								
1 10480.00	45.91	68.30	-22.39	55.67	37.69	14.21	61.66	0.00	300	0	PEAK																																																																					



Mode	4																																																																															
	Harmonic																																																																															
	U-NII-2A_5.25-5.35_802.11a_CH52_5280MHz																																																																															
Pol.	Horizontal	Vertical																																																																														
Peak Avg	<table border="1"> <thead> <tr> <th>Limit</th> <th>Read</th> <th>Ant</th> <th>Cable</th> <th>Preamp</th> <th>Aux</th> <th>APos</th> <th>TPos</th> <th>Remark</th> </tr> <tr> <th>Freq</th> <th>Level</th> <th>Line</th> <th>Margin</th> <th>Level</th> <th>Factor</th> <th>Loss</th> <th>Factor</th> <th>Factor</th> </tr> <tr> <th>MHz</th> <th>dBuV/m</th> <th>dBuV/m</th> <th>dB</th> <th>dBuV</th> <th>dB/m</th> <th>dB</th> <th>dB</th> <th>dB</th> </tr> </thead> <tbody> <tr> <td>1 10560.00</td> <td>45.04</td> <td>68.30</td> <td>-23.26</td> <td>54.68</td> <td>37.73</td> <td>14.26</td> <td>61.63</td> <td>0.00</td> <td>100</td> <td>0</td> <td>PEAK</td> </tr> </tbody> </table>	Limit	Read	Ant	Cable	Preamp	Aux	APos	TPos	Remark	Freq	Level	Line	Margin	Level	Factor	Loss	Factor	Factor	MHz	dBuV/m	dBuV/m	dB	dBuV	dB/m	dB	dB	dB	1 10560.00	45.04	68.30	-23.26	54.68	37.73	14.26	61.63	0.00	100	0	PEAK	<table border="1"> <thead> <tr> <th>Limit</th> <th>Read</th> <th>Ant</th> <th>Cable</th> <th>Preamp</th> <th>Aux</th> <th>APos</th> <th>TPos</th> <th>Remark</th> </tr> <tr> <th>Freq</th> <th>Level</th> <th>Line</th> <th>Margin</th> <th>Level</th> <th>Factor</th> <th>Loss</th> <th>Factor</th> <th>Factor</th> </tr> <tr> <th>MHz</th> <th>dBuV/m</th> <th>dBuV/m</th> <th>dB</th> <th>dBuV</th> <th>dB/m</th> <th>dB</th> <th>dB</th> <th>dB</th> </tr> </thead> <tbody> <tr> <td>1 10560.00</td> <td>46.41</td> <td>68.30</td> <td>-21.89</td> <td>56.05</td> <td>37.73</td> <td>14.26</td> <td>61.63</td> <td>0.00</td> <td>300</td> <td>0</td> <td>PEAK</td> </tr> </tbody> </table>	Limit	Read	Ant	Cable	Preamp	Aux	APos	TPos	Remark	Freq	Level	Line	Margin	Level	Factor	Loss	Factor	Factor	MHz	dBuV/m	dBuV/m	dB	dBuV	dB/m	dB	dB	dB	1 10560.00	46.41	68.30	-21.89	56.05	37.73	14.26	61.63	0.00	300	0	PEAK
Limit	Read	Ant	Cable	Preamp	Aux	APos	TPos	Remark																																																																								
Freq	Level	Line	Margin	Level	Factor	Loss	Factor	Factor																																																																								
MHz	dBuV/m	dBuV/m	dB	dBuV	dB/m	dB	dB	dB																																																																								
1 10560.00	45.04	68.30	-23.26	54.68	37.73	14.26	61.63	0.00	100	0	PEAK																																																																					
Limit	Read	Ant	Cable	Preamp	Aux	APos	TPos	Remark																																																																								
Freq	Level	Line	Margin	Level	Factor	Loss	Factor	Factor																																																																								
MHz	dBuV/m	dBuV/m	dB	dBuV	dB/m	dB	dB	dB																																																																								
1 10560.00	46.41	68.30	-21.89	56.05	37.73	14.26	61.63	0.00	300	0	PEAK																																																																					



Mode	5																																																																									
	Harmonic																																																																									
	U-NII-2A_5.25-5.35_802.11a_CH60_5300MHz																																																																									
Pol.	Horizontal	Vertical																																																																								
Peak Avg	<table border="1"> <thead> <tr> <th>Limit</th> <th>Read</th> <th>Ant</th> <th>Cable</th> <th>Preamp</th> <th>Aux</th> <th>APos</th> <th>TPos</th> <th>Remark</th> </tr> <tr> <th>Freq</th> <th>Level</th> <th>Line</th> <th>Margin</th> <th>Level</th> <th>Factor</th> <th>Loss</th> <th>Factor</th> <th>Factor</th> </tr> <tr> <th>MHz</th> <th>dBuV/m</th> <th>dBuV/m</th> <th>dB</th> <th>dBuV</th> <th>dB/m</th> <th>dB</th> <th>dB</th> <th>dB</th> </tr> </thead> <tbody> <tr> <td>1 10600.00</td> <td>45.16</td> <td>74.00</td> <td>-28.84</td> <td>54.75</td> <td>37.76</td> <td>14.29</td> <td>61.64</td> <td>0.00</td> </tr> </tbody> </table>	Limit	Read	Ant	Cable	Preamp	Aux	APos	TPos	Remark	Freq	Level	Line	Margin	Level	Factor	Loss	Factor	Factor	MHz	dBuV/m	dBuV/m	dB	dBuV	dB/m	dB	dB	dB	1 10600.00	45.16	74.00	-28.84	54.75	37.76	14.29	61.64	0.00	<table border="1"> <thead> <tr> <th>Limit</th> <th>Read</th> <th>Ant</th> <th>Cable</th> <th>Preamp</th> <th>Aux</th> <th>APos</th> <th>TPos</th> <th>Remark</th> </tr> <tr> <th>Freq</th> <th>Level</th> <th>Line</th> <th>Margin</th> <th>Level</th> <th>Factor</th> <th>Loss</th> <th>Factor</th> <th>Factor</th> </tr> <tr> <th>MHz</th> <th>dBuV/m</th> <th>dBuV/m</th> <th>dB</th> <th>dBuV</th> <th>dB/m</th> <th>dB</th> <th>dB</th> <th>dB</th> </tr> </thead> <tbody> <tr> <td>1 10600.00</td> <td>45.17</td> <td>74.00</td> <td>-28.83</td> <td>54.76</td> <td>37.76</td> <td>14.29</td> <td>61.64</td> <td>0.00</td> </tr> </tbody> </table>	Limit	Read	Ant	Cable	Preamp	Aux	APos	TPos	Remark	Freq	Level	Line	Margin	Level	Factor	Loss	Factor	Factor	MHz	dBuV/m	dBuV/m	dB	dBuV	dB/m	dB	dB	dB	1 10600.00	45.17	74.00	-28.83	54.76	37.76	14.29	61.64	0.00
Limit	Read	Ant	Cable	Preamp	Aux	APos	TPos	Remark																																																																		
Freq	Level	Line	Margin	Level	Factor	Loss	Factor	Factor																																																																		
MHz	dBuV/m	dBuV/m	dB	dBuV	dB/m	dB	dB	dB																																																																		
1 10600.00	45.16	74.00	-28.84	54.75	37.76	14.29	61.64	0.00																																																																		
Limit	Read	Ant	Cable	Preamp	Aux	APos	TPos	Remark																																																																		
Freq	Level	Line	Margin	Level	Factor	Loss	Factor	Factor																																																																		
MHz	dBuV/m	dBuV/m	dB	dBuV	dB/m	dB	dB	dB																																																																		
1 10600.00	45.17	74.00	-28.83	54.76	37.76	14.29	61.64	0.00																																																																		



		6																																																																																							
Mode		Band Edge																																																																																							
		U-NII-2A_5.25-5.35_802.11a_CH64_5320MHz																																																																																							
Pol.		Horizontal					Fundamental																																																																																		
Peak																																																																																									
	<table border="1"> <thead> <tr> <th>Limit</th> <th>Read</th> <th>Ant</th> <th>Cable</th> <th>Preamp</th> <th>Aux</th> <th>APos</th> <th>TPos</th> <th colspan="3">Remark</th> </tr> <tr> <th>Freq</th> <th>Level</th> <th>Line Margin</th> <th>Level Factor</th> <th>Loss Factor</th> <th>Factor</th> <th>Factor</th> <th>Factor</th> <th>cm</th> <th>deg</th> <th></th> </tr> </thead> <tbody> <tr> <td>1</td> <td>5434.80</td> <td>54.20</td> <td>74.00</td> <td>-19.80</td> <td>41.39</td> <td>34.80</td> <td>9.99</td> <td>31.98</td> <td>0.00</td> <td>100</td> <td>142</td> <td>PEAK</td> </tr> </tbody> </table>										Limit	Read	Ant	Cable	Preamp	Aux	APos	TPos	Remark			Freq	Level	Line Margin	Level Factor	Loss Factor	Factor	Factor	Factor	cm	deg		1	5434.80	54.20	74.00	-19.80	41.39	34.80	9.99	31.98	0.00	100	142	PEAK	<table border="1"> <thead> <tr> <th>Limit</th> <th>Read</th> <th>Ant</th> <th>Cable</th> <th>Preamp</th> <th>Aux</th> <th>APos</th> <th>TPos</th> <th colspan="3">Remark</th> </tr> <tr> <th>Freq</th> <th>Level</th> <th>Line Margin</th> <th>Level Factor</th> <th>Loss Factor</th> <th>Factor</th> <th>Factor</th> <th>Factor</th> <th>cm</th> <th>deg</th> <th></th> </tr> </thead> <tbody> <tr> <td>1</td> <td>5320.00</td> <td>90.10</td> <td>-----</td> <td>-----</td> <td>77.54</td> <td>34.57</td> <td>9.90</td> <td>31.91</td> <td>0.00</td> <td>100</td> <td>142</td> <td>PEAK</td> </tr> </tbody> </table>										Limit	Read	Ant	Cable	Preamp	Aux	APos	TPos	Remark			Freq	Level	Line Margin	Level Factor	Loss Factor	Factor	Factor	Factor	cm	deg		1	5320.00	90.10	-----	-----	77.54	34.57	9.90	31.91	0.00	100	142
Limit	Read	Ant	Cable	Preamp	Aux	APos	TPos	Remark																																																																																	
Freq	Level	Line Margin	Level Factor	Loss Factor	Factor	Factor	Factor	cm	deg																																																																																
1	5434.80	54.20	74.00	-19.80	41.39	34.80	9.99	31.98	0.00	100	142	PEAK																																																																													
Limit	Read	Ant	Cable	Preamp	Aux	APos	TPos	Remark																																																																																	
Freq	Level	Line Margin	Level Factor	Loss Factor	Factor	Factor	Factor	cm	deg																																																																																
1	5320.00	90.10	-----	-----	77.54	34.57	9.90	31.91	0.00	100	142	PEAK																																																																													
Avg																																																																																									
	<table border="1"> <thead> <tr> <th>Limit</th> <th>Read</th> <th>Ant</th> <th>Cable</th> <th>Preamp</th> <th>Aux</th> <th>APos</th> <th>TPos</th> <th colspan="3">Remark</th> </tr> <tr> <th>Freq</th> <th>Level</th> <th>Line Margin</th> <th>Level Factor</th> <th>Loss Factor</th> <th>Factor</th> <th>Factor</th> <th>Factor</th> <th>cm</th> <th>deg</th> <th></th> </tr> </thead> <tbody> <tr> <td>1</td> <td>5455.52</td> <td>42.99</td> <td>54.00</td> <td>-11.01</td> <td>30.16</td> <td>34.80</td> <td>10.02</td> <td>31.99</td> <td>0.00</td> <td>100</td> <td>142</td> <td>AVERAGE</td> </tr> </tbody> </table>										Limit	Read	Ant	Cable	Preamp	Aux	APos	TPos	Remark			Freq	Level	Line Margin	Level Factor	Loss Factor	Factor	Factor	Factor	cm	deg		1	5455.52	42.99	54.00	-11.01	30.16	34.80	10.02	31.99	0.00	100	142	AVERAGE	<table border="1"> <thead> <tr> <th>Limit</th> <th>Read</th> <th>Ant</th> <th>Cable</th> <th>Preamp</th> <th>Aux</th> <th>APos</th> <th>TPos</th> <th colspan="3">Remark</th> </tr> <tr> <th>Freq</th> <th>Level</th> <th>Line Margin</th> <th>Level Factor</th> <th>Loss Factor</th> <th>Factor</th> <th>Factor</th> <th>Factor</th> <th>cm</th> <th>deg</th> <th></th> </tr> </thead> <tbody> <tr> <td>1</td> <td>5320.00</td> <td>82.43</td> <td>-----</td> <td>-----</td> <td>69.87</td> <td>34.57</td> <td>9.90</td> <td>31.91</td> <td>0.00</td> <td>100</td> <td>142</td> <td>AVERAGE</td> </tr> </tbody> </table>										Limit	Read	Ant	Cable	Preamp	Aux	APos	TPos	Remark			Freq	Level	Line Margin	Level Factor	Loss Factor	Factor	Factor	Factor	cm	deg		1	5320.00	82.43	-----	-----	69.87	34.57	9.90	31.91	0.00	100	142
Limit	Read	Ant	Cable	Preamp	Aux	APos	TPos	Remark																																																																																	
Freq	Level	Line Margin	Level Factor	Loss Factor	Factor	Factor	Factor	cm	deg																																																																																
1	5455.52	42.99	54.00	-11.01	30.16	34.80	10.02	31.99	0.00	100	142	AVERAGE																																																																													
Limit	Read	Ant	Cable	Preamp	Aux	APos	TPos	Remark																																																																																	
Freq	Level	Line Margin	Level Factor	Loss Factor	Factor	Factor	Factor	cm	deg																																																																																
1	5320.00	82.43	-----	-----	69.87	34.57	9.90	31.91	0.00	100	142	AVERAGE																																																																													



		6																																														
Mode		Band Edge																																														
		U-NII-2A_5.25-5.35_802.11a_CH64_5320MHz																																														
Pol.		Vertical					Fundamental																																									
Peak	Vertical	<table border="1" style="width: 100%; border-collapse: collapse;"> <thead> <tr> <th colspan="2"></th> <th>Limit</th> <th>Read</th> <th>Ant</th> <th>Cable</th> <th>Preamp</th> <th>Aux</th> <th>APos</th> <th>TPos</th> <th colspan="2"></th> </tr> <tr> <th>Freq</th> <th>Level</th> <th>Line Margin</th> <th>Level</th> <th>Factor</th> <th>Loss Factor</th> <th>Factor</th> <th>Factor</th> <th></th> <th></th> <th>cm</th> <th>deg</th> </tr> </thead> <tbody> <tr> <td>1</td> <td>5366.90</td> <td>55.28</td> <td>74.00</td> <td>-18.72</td> <td>42.60</td> <td>34.69</td> <td>9.92</td> <td>31.93</td> <td>0.00</td> <td>271</td> <td>224</td> <td>PEAK</td> </tr> </tbody> </table>												Limit	Read	Ant	Cable	Preamp	Aux	APos	TPos			Freq	Level	Line Margin	Level	Factor	Loss Factor	Factor	Factor			cm	deg	1	5366.90	55.28	74.00	-18.72	42.60	34.69	9.92	31.93	0.00	271	224	PEAK
			Limit	Read	Ant	Cable	Preamp	Aux	APos	TPos																																						
Freq	Level	Line Margin	Level	Factor	Loss Factor	Factor	Factor			cm	deg																																					
1	5366.90	55.28	74.00	-18.72	42.60	34.69	9.92	31.93	0.00	271	224	PEAK																																				
Fundamental	<table border="1" style="width: 100%; border-collapse: collapse;"> <thead> <tr> <th colspan="2"></th> <th>Limit</th> <th>Read</th> <th>Ant</th> <th>Cable</th> <th>Preamp</th> <th>Aux</th> <th>APos</th> <th>TPos</th> <th colspan="2"></th> </tr> <tr> <th>Freq</th> <th>Level</th> <th>Line Margin</th> <th>Level</th> <th>Factor</th> <th>Loss Factor</th> <th>Factor</th> <th>Factor</th> <th></th> <th></th> <th>cm</th> <th>deg</th> </tr> </thead> <tbody> <tr> <td>1</td> <td>5320.00</td> <td>106.99</td> <td>-----</td> <td>-----</td> <td>94.43</td> <td>34.57</td> <td>9.90</td> <td>31.91</td> <td>0.00</td> <td>271</td> <td>224</td> <td>PEAK</td> </tr> </tbody> </table>												Limit	Read	Ant	Cable	Preamp	Aux	APos	TPos			Freq	Level	Line Margin	Level	Factor	Loss Factor	Factor	Factor			cm	deg	1	5320.00	106.99	-----	-----	94.43	34.57	9.90	31.91	0.00	271	224	PEAK	
		Limit	Read	Ant	Cable	Preamp	Aux	APos	TPos																																							
Freq	Level	Line Margin	Level	Factor	Loss Factor	Factor	Factor			cm	deg																																					
1	5320.00	106.99	-----	-----	94.43	34.57	9.90	31.91	0.00	271	224	PEAK																																				
Avg	Vertical	<table border="1" style="width: 100%; border-collapse: collapse;"> <thead> <tr> <th colspan="2"></th> <th>Limit</th> <th>Read</th> <th>Ant</th> <th>Cable</th> <th>Preamp</th> <th>Aux</th> <th>APos</th> <th>TPos</th> <th colspan="2"></th> </tr> <tr> <th>Freq</th> <th>Level</th> <th>Line Margin</th> <th>Level</th> <th>Factor</th> <th>Loss Factor</th> <th>Factor</th> <th>Factor</th> <th></th> <th></th> <th>cm</th> <th>deg</th> </tr> </thead> <tbody> <tr> <td>1</td> <td>5350.24</td> <td>45.02</td> <td>54.00</td> <td>-0.98</td> <td>32.39</td> <td>34.64</td> <td>9.91</td> <td>31.92</td> <td>0.00</td> <td>271</td> <td>224</td> <td>AVERAGE</td> </tr> </tbody> </table>												Limit	Read	Ant	Cable	Preamp	Aux	APos	TPos			Freq	Level	Line Margin	Level	Factor	Loss Factor	Factor	Factor			cm	deg	1	5350.24	45.02	54.00	-0.98	32.39	34.64	9.91	31.92	0.00	271	224	AVERAGE
			Limit	Read	Ant	Cable	Preamp	Aux	APos	TPos																																						
Freq	Level	Line Margin	Level	Factor	Loss Factor	Factor	Factor			cm	deg																																					
1	5350.24	45.02	54.00	-0.98	32.39	34.64	9.91	31.92	0.00	271	224	AVERAGE																																				
Fundamental	<table border="1" style="width: 100%; border-collapse: collapse;"> <thead> <tr> <th colspan="2"></th> <th>Limit</th> <th>Read</th> <th>Ant</th> <th>Cable</th> <th>Preamp</th> <th>Aux</th> <th>APos</th> <th>TPos</th> <th colspan="2"></th> </tr> <tr> <th>Freq</th> <th>Level</th> <th>Line Margin</th> <th>Level</th> <th>Factor</th> <th>Loss Factor</th> <th>Factor</th> <th>Factor</th> <th></th> <th></th> <th>cm</th> <th>deg</th> </tr> </thead> <tbody> <tr> <td>1</td> <td>5320.00</td> <td>98.98</td> <td>-----</td> <td>-----</td> <td>86.43</td> <td>34.56</td> <td>9.90</td> <td>31.91</td> <td>0.00</td> <td>271</td> <td>224</td> <td>AVERAGE</td> </tr> </tbody> </table>												Limit	Read	Ant	Cable	Preamp	Aux	APos	TPos			Freq	Level	Line Margin	Level	Factor	Loss Factor	Factor	Factor			cm	deg	1	5320.00	98.98	-----	-----	86.43	34.56	9.90	31.91	0.00	271	224	AVERAGE	
		Limit	Read	Ant	Cable	Preamp	Aux	APos	TPos																																							
Freq	Level	Line Margin	Level	Factor	Loss Factor	Factor	Factor			cm	deg																																					
1	5320.00	98.98	-----	-----	86.43	34.56	9.90	31.91	0.00	271	224	AVERAGE																																				



Mode	6																																																																																																												
	Harmonic																																																																																																												
	U-NII-2A_5.25-5.35_802.11a_CH64_5320MHz																																																																																																												
Pol.	Horizontal	Vertical																																																																																																											
Peak Avg																																																																																																													
	<table border="1"> <thead> <tr> <th>Limit</th> <th>Read</th> <th>Ant</th> <th>Cable</th> <th>Preamp</th> <th>Aux</th> <th>APos</th> <th>TPos</th> <th>Remark</th> </tr> <tr> <th>Freq</th> <th>Level</th> <th>Line Margin</th> <th>Level</th> <th>Factor</th> <th>Loss Factor</th> <th>Factor</th> <th></th> <th></th> </tr> <tr> <th>MHz</th> <th>dBuV/m</th> <th>dBuV/m</th> <th>dB</th> <th>dBuV</th> <th>dB/m</th> <th>dB</th> <th>dB</th> <th>cm</th> <th>deg</th> </tr> </thead> <tbody> <tr> <td>1</td> <td>10640.00</td> <td>46.57</td> <td>74.00</td> <td>-27.43</td> <td>56.12</td> <td>37.78</td> <td>14.32</td> <td>61.65</td> <td>0.00</td> <td>100</td> <td>0</td> <td>PEAK</td> </tr> <tr> <td>2</td> <td>10640.00</td> <td>34.04</td> <td>54.00</td> <td>-19.96</td> <td>43.58</td> <td>37.78</td> <td>14.32</td> <td>61.64</td> <td>0.00</td> <td>100</td> <td>0</td> <td>AVERAGE</td> </tr> </tbody> </table>	Limit	Read	Ant	Cable	Preamp	Aux	APos	TPos	Remark	Freq	Level	Line Margin	Level	Factor	Loss Factor	Factor			MHz	dBuV/m	dBuV/m	dB	dBuV	dB/m	dB	dB	cm	deg	1	10640.00	46.57	74.00	-27.43	56.12	37.78	14.32	61.65	0.00	100	0	PEAK	2	10640.00	34.04	54.00	-19.96	43.58	37.78	14.32	61.64	0.00	100	0	AVERAGE	<table border="1"> <thead> <tr> <th>Limit</th> <th>Read</th> <th>Ant</th> <th>Cable</th> <th>Preamp</th> <th>Aux</th> <th>APos</th> <th>TPos</th> <th>Remark</th> </tr> <tr> <th>Freq</th> <th>Level</th> <th>Line Margin</th> <th>Level</th> <th>Factor</th> <th>Loss Factor</th> <th>Factor</th> <th></th> <th></th> </tr> <tr> <th>MHz</th> <th>dBuV/m</th> <th>dBuV/m</th> <th>dB</th> <th>dBuV</th> <th>dB/m</th> <th>dB</th> <th>dB</th> <th>cm</th> <th>deg</th> </tr> </thead> <tbody> <tr> <td>1</td> <td>10640.00</td> <td>46.74</td> <td>74.00</td> <td>-27.26</td> <td>56.29</td> <td>37.78</td> <td>14.32</td> <td>61.65</td> <td>0.00</td> <td>300</td> <td>0</td> <td>PEAK</td> </tr> <tr> <td>2</td> <td>10640.00</td> <td>33.96</td> <td>54.00</td> <td>-20.04</td> <td>43.51</td> <td>37.78</td> <td>14.31</td> <td>61.64</td> <td>0.00</td> <td>300</td> <td>0</td> <td>AVERAGE</td> </tr> </tbody> </table>	Limit	Read	Ant	Cable	Preamp	Aux	APos	TPos	Remark	Freq	Level	Line Margin	Level	Factor	Loss Factor	Factor			MHz	dBuV/m	dBuV/m	dB	dBuV	dB/m	dB	dB	cm	deg	1	10640.00	46.74	74.00	-27.26	56.29	37.78	14.32	61.65	0.00	300	0	PEAK	2	10640.00	33.96	54.00	-20.04	43.51	37.78	14.31	61.64	0.00	300	0
Limit	Read	Ant	Cable	Preamp	Aux	APos	TPos	Remark																																																																																																					
Freq	Level	Line Margin	Level	Factor	Loss Factor	Factor																																																																																																							
MHz	dBuV/m	dBuV/m	dB	dBuV	dB/m	dB	dB	cm	deg																																																																																																				
1	10640.00	46.57	74.00	-27.43	56.12	37.78	14.32	61.65	0.00	100	0	PEAK																																																																																																	
2	10640.00	34.04	54.00	-19.96	43.58	37.78	14.32	61.64	0.00	100	0	AVERAGE																																																																																																	
Limit	Read	Ant	Cable	Preamp	Aux	APos	TPos	Remark																																																																																																					
Freq	Level	Line Margin	Level	Factor	Loss Factor	Factor																																																																																																							
MHz	dBuV/m	dBuV/m	dB	dBuV	dB/m	dB	dB	cm	deg																																																																																																				
1	10640.00	46.74	74.00	-27.26	56.29	37.78	14.32	61.65	0.00	300	0	PEAK																																																																																																	
2	10640.00	33.96	54.00	-20.04	43.51	37.78	14.31	61.64	0.00	300	0	AVERAGE																																																																																																	



Mode		7																																																																																											
		Band Edge																																																																																											
		U-NII-2C_5.47-5.725_802.11a_CH100_5500MHz																																																																																											
Pol.	Horizontal	Fundamental																																																																																											
Peak	<table border="1"> <thead> <tr> <th>Limit</th> <th>Read</th> <th>Ant</th> <th>Cable</th> <th>Preamp</th> <th>Aux</th> <th>APos</th> <th>TPos</th> </tr> <tr> <th>Freq</th> <th>Level</th> <th>Line Margin</th> <th>Level Factor</th> <th>Loss Factor</th> <th>Factor</th> <th>Factor</th> <th>Remark</th> </tr> <tr> <th>MHz</th> <th>dBuV/m</th> <th>dBuV/m</th> <th>dB</th> <th>dBuV</th> <th>dB/m</th> <th>dB</th> <th>dB</th> <th>cm</th> <th>deg</th> </tr> </thead> <tbody> <tr> <td>1</td> <td>5428.90</td> <td>54.25</td> <td>74.00</td> <td>-19.75</td> <td>41.44</td> <td>34.80</td> <td>9.98</td> <td>31.97</td> <td>0.00</td> <td>100</td> <td>319</td> <td>PEAK</td> </tr> <tr> <td>2</td> <td>5467.90</td> <td>54.69</td> <td>68.30</td> <td>-13.61</td> <td>41.85</td> <td>34.80</td> <td>10.04</td> <td>32.00</td> <td>0.00</td> <td>100</td> <td>319</td> <td>PEAK</td> </tr> </tbody> </table>	Limit	Read	Ant	Cable	Preamp	Aux	APos	TPos	Freq	Level	Line Margin	Level Factor	Loss Factor	Factor	Factor	Remark	MHz	dBuV/m	dBuV/m	dB	dBuV	dB/m	dB	dB	cm	deg	1	5428.90	54.25	74.00	-19.75	41.44	34.80	9.98	31.97	0.00	100	319	PEAK	2	5467.90	54.69	68.30	-13.61	41.85	34.80	10.04	32.00	0.00	100	319	PEAK	<table border="1"> <thead> <tr> <th>Limit</th> <th>Read</th> <th>Ant</th> <th>Cable</th> <th>Preamp</th> <th>Aux</th> <th>APos</th> <th>TPos</th> </tr> <tr> <th>Freq</th> <th>Level</th> <th>Line Margin</th> <th>Level Factor</th> <th>Loss Factor</th> <th>Factor</th> <th>Factor</th> <th>Remark</th> </tr> <tr> <th>MHz</th> <th>dBuV/m</th> <th>dBuV/m</th> <th>dB</th> <th>dBuV</th> <th>dB/m</th> <th>dB</th> <th>dB</th> <th>cm</th> <th>deg</th> </tr> </thead> <tbody> <tr> <td>1</td> <td>5500.00</td> <td>94.26</td> <td>-----</td> <td>-----</td> <td>81.38</td> <td>34.80</td> <td>10.10</td> <td>32.02</td> <td>0.00</td> <td>100</td> <td>319</td> <td>PEAK</td> </tr> </tbody> </table>	Limit	Read	Ant	Cable	Preamp	Aux	APos	TPos	Freq	Level	Line Margin	Level Factor	Loss Factor	Factor	Factor	Remark	MHz	dBuV/m	dBuV/m	dB	dBuV	dB/m	dB	dB	cm	deg	1	5500.00	94.26	-----	-----	81.38	34.80	10.10	32.02	0.00	100	319	PEAK
	Limit	Read	Ant	Cable	Preamp	Aux	APos	TPos																																																																																					
Freq	Level	Line Margin	Level Factor	Loss Factor	Factor	Factor	Remark																																																																																						
MHz	dBuV/m	dBuV/m	dB	dBuV	dB/m	dB	dB	cm	deg																																																																																				
1	5428.90	54.25	74.00	-19.75	41.44	34.80	9.98	31.97	0.00	100	319	PEAK																																																																																	
2	5467.90	54.69	68.30	-13.61	41.85	34.80	10.04	32.00	0.00	100	319	PEAK																																																																																	
Limit	Read	Ant	Cable	Preamp	Aux	APos	TPos																																																																																						
Freq	Level	Line Margin	Level Factor	Loss Factor	Factor	Factor	Remark																																																																																						
MHz	dBuV/m	dBuV/m	dB	dBuV	dB/m	dB	dB	cm	deg																																																																																				
1	5500.00	94.26	-----	-----	81.38	34.80	10.10	32.02	0.00	100	319	PEAK																																																																																	
Avg	<table border="1"> <thead> <tr> <th>Limit</th> <th>Read</th> <th>Ant</th> <th>Cable</th> <th>Preamp</th> <th>Aux</th> <th>APos</th> <th>TPos</th> </tr> <tr> <th>Freq</th> <th>Level</th> <th>Line Margin</th> <th>Level Factor</th> <th>Loss Factor</th> <th>Factor</th> <th>Factor</th> <th>Remark</th> </tr> <tr> <th>MHz</th> <th>dBuV/m</th> <th>dBuV/m</th> <th>dB</th> <th>dBuV</th> <th>dB/m</th> <th>dB</th> <th>dB</th> <th>cm</th> <th>deg</th> </tr> </thead> <tbody> <tr> <td>1</td> <td>5454.40</td> <td>43.00</td> <td>54.00</td> <td>-11.00</td> <td>30.17</td> <td>34.80</td> <td>10.02</td> <td>31.99</td> <td>0.00</td> <td>100</td> <td>319</td> <td>AVERAGE</td> </tr> </tbody> </table>	Limit	Read	Ant	Cable	Preamp	Aux	APos	TPos	Freq	Level	Line Margin	Level Factor	Loss Factor	Factor	Factor	Remark	MHz	dBuV/m	dBuV/m	dB	dBuV	dB/m	dB	dB	cm	deg	1	5454.40	43.00	54.00	-11.00	30.17	34.80	10.02	31.99	0.00	100	319	AVERAGE	<table border="1"> <thead> <tr> <th>Limit</th> <th>Read</th> <th>Ant</th> <th>Cable</th> <th>Preamp</th> <th>Aux</th> <th>APos</th> <th>TPos</th> </tr> <tr> <th>Freq</th> <th>Level</th> <th>Line Margin</th> <th>Level Factor</th> <th>Loss Factor</th> <th>Factor</th> <th>Factor</th> <th>Remark</th> </tr> <tr> <th>MHz</th> <th>dBuV/m</th> <th>dBuV/m</th> <th>dB</th> <th>dBuV</th> <th>dB/m</th> <th>dB</th> <th>dB</th> <th>cm</th> <th>deg</th> </tr> </thead> <tbody> <tr> <td>1</td> <td>5500.00</td> <td>85.71</td> <td>-----</td> <td>-----</td> <td>72.83</td> <td>34.80</td> <td>10.10</td> <td>32.02</td> <td>0.00</td> <td>100</td> <td>319</td> <td>AVERAGE</td> </tr> </tbody> </table>	Limit	Read	Ant	Cable	Preamp	Aux	APos	TPos	Freq	Level	Line Margin	Level Factor	Loss Factor	Factor	Factor	Remark	MHz	dBuV/m	dBuV/m	dB	dBuV	dB/m	dB	dB	cm	deg	1	5500.00	85.71	-----	-----	72.83	34.80	10.10	32.02	0.00	100	319	AVERAGE													
Limit	Read	Ant	Cable	Preamp	Aux	APos	TPos																																																																																						
Freq	Level	Line Margin	Level Factor	Loss Factor	Factor	Factor	Remark																																																																																						
MHz	dBuV/m	dBuV/m	dB	dBuV	dB/m	dB	dB	cm	deg																																																																																				
1	5454.40	43.00	54.00	-11.00	30.17	34.80	10.02	31.99	0.00	100	319	AVERAGE																																																																																	
Limit	Read	Ant	Cable	Preamp	Aux	APos	TPos																																																																																						
Freq	Level	Line Margin	Level Factor	Loss Factor	Factor	Factor	Remark																																																																																						
MHz	dBuV/m	dBuV/m	dB	dBuV	dB/m	dB	dB	cm	deg																																																																																				
1	5500.00	85.71	-----	-----	72.83	34.80	10.10	32.02	0.00	100	319	AVERAGE																																																																																	



		7																																																																
Mode		Band Edge																																																																
		U-NII-2C_5.47-5.725_802.11a_CH100_5500MHz																																																																
Pol.		Vertical				Fundamental																																																												
Peak	Vertical	<table border="1"> <thead> <tr> <th>Limit</th> <th>Read</th> <th>Ant</th> <th>Cable</th> <th>Preamp</th> <th>Aux</th> <th>APos</th> <th>TPos</th> <th colspan="2"></th> </tr> <tr> <th>Freq</th> <th>Level</th> <th>Line</th> <th>Margin</th> <th>Level</th> <th>Factor</th> <th>Loss</th> <th>Factor</th> <th>Factor</th> <th>Remark</th> </tr> <tr> <th>MHz</th> <th>dBuV/m</th> <th>dBuV/m</th> <th>dB</th> <th>dBuV</th> <th>dB/m</th> <th>dB</th> <th>dB</th> <th>dB</th> <th>cm</th> <th>deg</th> </tr> </thead> <tbody> <tr> <td>1</td> <td>5425.45</td> <td>54.83</td> <td>74.00</td> <td>-19.17</td> <td>42.03</td> <td>34.00</td> <td>9.97</td> <td>31.97</td> <td>0.00</td> <td>300</td> <td>360</td> <td>PEAK</td> </tr> <tr> <td>2</td> <td>5468.35</td> <td>56.58</td> <td>68.30</td> <td>-11.72</td> <td>43.74</td> <td>34.00</td> <td>10.04</td> <td>32.00</td> <td>0.00</td> <td>300</td> <td>360</td> <td>PEAK</td> </tr> </tbody> </table>								Limit	Read	Ant	Cable	Preamp	Aux	APos	TPos			Freq	Level	Line	Margin	Level	Factor	Loss	Factor	Factor	Remark	MHz	dBuV/m	dBuV/m	dB	dBuV	dB/m	dB	dB	dB	cm	deg	1	5425.45	54.83	74.00	-19.17	42.03	34.00	9.97	31.97	0.00	300	360	PEAK	2	5468.35	56.58	68.30	-11.72	43.74	34.00	10.04	32.00	0.00	300	360	PEAK
	Limit	Read	Ant	Cable	Preamp	Aux	APos	TPos																																																										
Freq	Level	Line	Margin	Level	Factor	Loss	Factor	Factor	Remark																																																									
MHz	dBuV/m	dBuV/m	dB	dBuV	dB/m	dB	dB	dB	cm	deg																																																								
1	5425.45	54.83	74.00	-19.17	42.03	34.00	9.97	31.97	0.00	300	360	PEAK																																																						
2	5468.35	56.58	68.30	-11.72	43.74	34.00	10.04	32.00	0.00	300	360	PEAK																																																						
Fundamental	<table border="1"> <thead> <tr> <th>Limit</th> <th>Read</th> <th>Ant</th> <th>Cable</th> <th>Preamp</th> <th>Aux</th> <th>APos</th> <th>TPos</th> <th colspan="2"></th> </tr> <tr> <th>Freq</th> <th>Level</th> <th>Line</th> <th>Margin</th> <th>Level</th> <th>Factor</th> <th>Loss</th> <th>Factor</th> <th>Factor</th> <th>Remark</th> </tr> <tr> <th>MHz</th> <th>dBuV/m</th> <th>dBuV/m</th> <th>dB</th> <th>dBuV</th> <th>dB/m</th> <th>dB</th> <th>dB</th> <th>dB</th> <th>cm</th> <th>deg</th> </tr> </thead> <tbody> <tr> <td>1</td> <td>5500.00</td> <td>107.21</td> <td>-----</td> <td>-----</td> <td>94.33</td> <td>34.80</td> <td>10.09</td> <td>32.01</td> <td>0.00</td> <td>300</td> <td>360</td> <td>PEAK</td> </tr> </tbody> </table>								Limit	Read	Ant	Cable	Preamp	Aux	APos	TPos			Freq	Level	Line	Margin	Level	Factor	Loss	Factor	Factor	Remark	MHz	dBuV/m	dBuV/m	dB	dBuV	dB/m	dB	dB	dB	cm	deg	1	5500.00	107.21	-----	-----	94.33	34.80	10.09	32.01	0.00	300	360	PEAK														
Limit	Read	Ant	Cable	Preamp	Aux	APos	TPos																																																											
Freq	Level	Line	Margin	Level	Factor	Loss	Factor	Factor	Remark																																																									
MHz	dBuV/m	dBuV/m	dB	dBuV	dB/m	dB	dB	dB	cm	deg																																																								
1	5500.00	107.21	-----	-----	94.33	34.80	10.09	32.01	0.00	300	360	PEAK																																																						
Avg	Vertical	<table border="1"> <thead> <tr> <th>Limit</th> <th>Read</th> <th>Ant</th> <th>Cable</th> <th>Preamp</th> <th>Aux</th> <th>APos</th> <th>TPos</th> <th colspan="2"></th> </tr> <tr> <th>Freq</th> <th>Level</th> <th>Line</th> <th>Margin</th> <th>Level</th> <th>Factor</th> <th>Loss</th> <th>Factor</th> <th>Factor</th> <th>Remark</th> </tr> <tr> <th>MHz</th> <th>dBuV/m</th> <th>dBuV/m</th> <th>dB</th> <th>dBuV</th> <th>dB/m</th> <th>dB</th> <th>dB</th> <th>dB</th> <th>cm</th> <th>deg</th> </tr> </thead> <tbody> <tr> <td>1</td> <td>5455.60</td> <td>44.00</td> <td>54.00</td> <td>-9.92</td> <td>31.25</td> <td>34.00</td> <td>10.02</td> <td>31.99</td> <td>0.00</td> <td>300</td> <td>360</td> <td>AVERAGE</td> </tr> </tbody> </table>								Limit	Read	Ant	Cable	Preamp	Aux	APos	TPos			Freq	Level	Line	Margin	Level	Factor	Loss	Factor	Factor	Remark	MHz	dBuV/m	dBuV/m	dB	dBuV	dB/m	dB	dB	dB	cm	deg	1	5455.60	44.00	54.00	-9.92	31.25	34.00	10.02	31.99	0.00	300	360	AVERAGE													
	Limit	Read	Ant	Cable	Preamp	Aux	APos	TPos																																																										
Freq	Level	Line	Margin	Level	Factor	Loss	Factor	Factor	Remark																																																									
MHz	dBuV/m	dBuV/m	dB	dBuV	dB/m	dB	dB	dB	cm	deg																																																								
1	5455.60	44.00	54.00	-9.92	31.25	34.00	10.02	31.99	0.00	300	360	AVERAGE																																																						
Fundamental	<table border="1"> <thead> <tr> <th>Limit</th> <th>Read</th> <th>Ant</th> <th>Cable</th> <th>Preamp</th> <th>Aux</th> <th>APos</th> <th>TPos</th> <th colspan="2"></th> </tr> <tr> <th>Freq</th> <th>Level</th> <th>Line</th> <th>Margin</th> <th>Level</th> <th>Factor</th> <th>Loss</th> <th>Factor</th> <th>Factor</th> <th>Remark</th> </tr> <tr> <th>MHz</th> <th>dBuV/m</th> <th>dBuV/m</th> <th>dB</th> <th>dBuV</th> <th>dB/m</th> <th>dB</th> <th>dB</th> <th>dB</th> <th>cm</th> <th>deg</th> </tr> </thead> <tbody> <tr> <td>1</td> <td>5500.00</td> <td>98.78</td> <td>-----</td> <td>-----</td> <td>85.90</td> <td>34.80</td> <td>10.09</td> <td>32.01</td> <td>0.00</td> <td>300</td> <td>360</td> <td>AVERAGE</td> </tr> </tbody> </table>								Limit	Read	Ant	Cable	Preamp	Aux	APos	TPos			Freq	Level	Line	Margin	Level	Factor	Loss	Factor	Factor	Remark	MHz	dBuV/m	dBuV/m	dB	dBuV	dB/m	dB	dB	dB	cm	deg	1	5500.00	98.78	-----	-----	85.90	34.80	10.09	32.01	0.00	300	360	AVERAGE														
Limit	Read	Ant	Cable	Preamp	Aux	APos	TPos																																																											
Freq	Level	Line	Margin	Level	Factor	Loss	Factor	Factor	Remark																																																									
MHz	dBuV/m	dBuV/m	dB	dBuV	dB/m	dB	dB	dB	cm	deg																																																								
1	5500.00	98.78	-----	-----	85.90	34.80	10.09	32.01	0.00	300	360	AVERAGE																																																						



Mode	7																																																																													
	Harmonic																																																																													
	U-NII-2C_5.47-5.725_802.11a_CH100_5500MHz																																																																													
Pol.	Horizontal	Vertical																																																																												
Peak Avg	<table border="1"> <thead> <tr> <th>Limit</th> <th>Read</th> <th>Ant</th> <th>Cable</th> <th>Preamp</th> <th>Aux</th> <th>APos</th> <th>TPos</th> <th>Remark</th> </tr> <tr> <th>Freq</th> <th>Level</th> <th>Line</th> <th>Margin</th> <th>Level</th> <th>Factor</th> <th>Loss</th> <th>Factor</th> <th>Factor</th> </tr> <tr> <th>MHz</th> <th>dBuV/m</th> <th>dBuV/m</th> <th>dB</th> <th>dBuV</th> <th>dB/m</th> <th>dB</th> <th>dB</th> <th>dB</th> </tr> </thead> <tbody> <tr> <td>1 11000.00</td> <td>45.77</td> <td>74.00</td> <td>-28.23</td> <td>54.92</td> <td>38.00</td> <td>14.56</td> <td>61.71</td> <td>0.00</td> <td>100</td> <td>0 PEAK</td> </tr> </tbody> </table>	Limit	Read	Ant	Cable	Preamp	Aux	APos	TPos	Remark	Freq	Level	Line	Margin	Level	Factor	Loss	Factor	Factor	MHz	dBuV/m	dBuV/m	dB	dBuV	dB/m	dB	dB	dB	1 11000.00	45.77	74.00	-28.23	54.92	38.00	14.56	61.71	0.00	100	0 PEAK	<table border="1"> <thead> <tr> <th>Limit</th> <th>Read</th> <th>Ant</th> <th>Cable</th> <th>Preamp</th> <th>Aux</th> <th>APos</th> <th>TPos</th> <th>Remark</th> </tr> <tr> <th>Freq</th> <th>Level</th> <th>Line</th> <th>Margin</th> <th>Level</th> <th>Factor</th> <th>Loss</th> <th>Factor</th> <th>Factor</th> </tr> <tr> <th>MHz</th> <th>dBuV/m</th> <th>dBuV/m</th> <th>dB</th> <th>dBuV</th> <th>dB/m</th> <th>dB</th> <th>dB</th> <th>dB</th> </tr> </thead> <tbody> <tr> <td>1 11000.00</td> <td>45.34</td> <td>74.00</td> <td>-28.66</td> <td>54.49</td> <td>38.00</td> <td>14.56</td> <td>61.71</td> <td>0.00</td> <td>300</td> <td>0 PEAK</td> </tr> </tbody> </table>	Limit	Read	Ant	Cable	Preamp	Aux	APos	TPos	Remark	Freq	Level	Line	Margin	Level	Factor	Loss	Factor	Factor	MHz	dBuV/m	dBuV/m	dB	dBuV	dB/m	dB	dB	dB	1 11000.00	45.34	74.00	-28.66	54.49	38.00	14.56	61.71	0.00	300	0 PEAK
Limit	Read	Ant	Cable	Preamp	Aux	APos	TPos	Remark																																																																						
Freq	Level	Line	Margin	Level	Factor	Loss	Factor	Factor																																																																						
MHz	dBuV/m	dBuV/m	dB	dBuV	dB/m	dB	dB	dB																																																																						
1 11000.00	45.77	74.00	-28.23	54.92	38.00	14.56	61.71	0.00	100	0 PEAK																																																																				
Limit	Read	Ant	Cable	Preamp	Aux	APos	TPos	Remark																																																																						
Freq	Level	Line	Margin	Level	Factor	Loss	Factor	Factor																																																																						
MHz	dBuV/m	dBuV/m	dB	dBuV	dB/m	dB	dB	dB																																																																						
1 11000.00	45.34	74.00	-28.66	54.49	38.00	14.56	61.71	0.00	300	0 PEAK																																																																				



Mode	8																																																																													
	Harmonic																																																																													
	U-NII-2C_5.47-5.725_802.11a_CH116_5580MHz																																																																													
Pol.	Horizontal	Vertical																																																																												
Peak Avg	<table border="1"> <thead> <tr> <th>Limit</th> <th>Read</th> <th>Ant</th> <th>Cable</th> <th>Preamp</th> <th>Aux</th> <th>APos</th> <th>TPos</th> <th>Remark</th> </tr> <tr> <th>Freq</th> <th>Level</th> <th>Line</th> <th>Margin</th> <th>Level</th> <th>Factor</th> <th>Loss</th> <th>Factor</th> <th>Factor</th> </tr> <tr> <th>MHz</th> <th>dBuV/m</th> <th>dBuV/m</th> <th>dB</th> <th>dBuV</th> <th>dB/m</th> <th>dB</th> <th>dB</th> <th>dB</th> </tr> </thead> <tbody> <tr> <td>1 11160.00</td> <td>44.85</td> <td>74.00</td> <td>-29.15</td> <td>53.72</td> <td>38.10</td> <td>14.68</td> <td>61.65</td> <td>0.00</td> <td>100</td> <td>0 PEAK</td> </tr> </tbody> </table>	Limit	Read	Ant	Cable	Preamp	Aux	APos	TPos	Remark	Freq	Level	Line	Margin	Level	Factor	Loss	Factor	Factor	MHz	dBuV/m	dBuV/m	dB	dBuV	dB/m	dB	dB	dB	1 11160.00	44.85	74.00	-29.15	53.72	38.10	14.68	61.65	0.00	100	0 PEAK	<table border="1"> <thead> <tr> <th>Limit</th> <th>Read</th> <th>Ant</th> <th>Cable</th> <th>Preamp</th> <th>Aux</th> <th>APos</th> <th>TPos</th> <th>Remark</th> </tr> <tr> <th>Freq</th> <th>Level</th> <th>Line</th> <th>Margin</th> <th>Level</th> <th>Factor</th> <th>Loss</th> <th>Factor</th> <th>Factor</th> </tr> <tr> <th>MHz</th> <th>dBuV/m</th> <th>dBuV/m</th> <th>dB</th> <th>dBuV</th> <th>dB/m</th> <th>dB</th> <th>dB</th> <th>dB</th> </tr> </thead> <tbody> <tr> <td>1 11160.00</td> <td>45.87</td> <td>74.00</td> <td>-28.13</td> <td>54.74</td> <td>38.10</td> <td>14.68</td> <td>61.65</td> <td>0.00</td> <td>300</td> <td>0 PEAK</td> </tr> </tbody> </table>	Limit	Read	Ant	Cable	Preamp	Aux	APos	TPos	Remark	Freq	Level	Line	Margin	Level	Factor	Loss	Factor	Factor	MHz	dBuV/m	dBuV/m	dB	dBuV	dB/m	dB	dB	dB	1 11160.00	45.87	74.00	-28.13	54.74	38.10	14.68	61.65	0.00	300	0 PEAK
Limit	Read	Ant	Cable	Preamp	Aux	APos	TPos	Remark																																																																						
Freq	Level	Line	Margin	Level	Factor	Loss	Factor	Factor																																																																						
MHz	dBuV/m	dBuV/m	dB	dBuV	dB/m	dB	dB	dB																																																																						
1 11160.00	44.85	74.00	-29.15	53.72	38.10	14.68	61.65	0.00	100	0 PEAK																																																																				
Limit	Read	Ant	Cable	Preamp	Aux	APos	TPos	Remark																																																																						
Freq	Level	Line	Margin	Level	Factor	Loss	Factor	Factor																																																																						
MHz	dBuV/m	dBuV/m	dB	dBuV	dB/m	dB	dB	dB																																																																						
1 11160.00	45.87	74.00	-28.13	54.74	38.10	14.68	61.65	0.00	300	0 PEAK																																																																				



		9																																																																																															
Mode		Band Edge																																																																																															
		U-NII-2C_5.47-5.725_802.11a_CH140_5700MHz																																																																																															
Pol.	Horizontal					Fundamental																																																																																											
Peak																																																																																																	
	<table border="1"> <thead> <tr> <th>Limit</th> <th>Read</th> <th>Ant</th> <th>Cable</th> <th>Preamp</th> <th>Aux</th> <th>APos</th> <th>TPos</th> <th colspan="2">Remark</th> </tr> <tr> <th>Freq</th> <th>Level</th> <th>Line</th> <th>Margin</th> <th>Level</th> <th>Factor</th> <th>Loss</th> <th>Factor</th> <th>Factor</th> <th></th> </tr> <tr> <th>MHz</th> <th>dBuV/m</th> <th>dBuV/m</th> <th>dB</th> <th>dBuV</th> <th>dB/m</th> <th>dB</th> <th>dB</th> <th>dB</th> <th>cm</th> <th>deg</th> </tr> </thead> <tbody> <tr> <td>1</td> <td>5754.86</td> <td>55.57</td> <td>68.30</td> <td>-12.73</td> <td>42.65</td> <td>34.56</td> <td>10.37</td> <td>32.01</td> <td>0.00</td> <td>307</td> <td>241</td> <td>PEAK</td> </tr> </tbody> </table>					Limit	Read	Ant	Cable	Preamp	Aux	APos	TPos	Remark		Freq	Level	Line	Margin	Level	Factor	Loss	Factor	Factor		MHz	dBuV/m	dBuV/m	dB	dBuV	dB/m	dB	dB	dB	cm	deg	1	5754.86	55.57	68.30	-12.73	42.65	34.56	10.37	32.01	0.00	307	241	PEAK	<table border="1"> <thead> <tr> <th>Limit</th> <th>Read</th> <th>Ant</th> <th>Cable</th> <th>Preamp</th> <th>Aux</th> <th>APos</th> <th>TPos</th> <th colspan="2">Remark</th> </tr> <tr> <th>Freq</th> <th>Level</th> <th>Line</th> <th>Margin</th> <th>Level</th> <th>Factor</th> <th>Loss</th> <th>Factor</th> <th>Factor</th> <th></th> </tr> <tr> <th>MHz</th> <th>dBuV/m</th> <th>dBuV/m</th> <th>dB</th> <th>dBuV</th> <th>dB/m</th> <th>dB</th> <th>dB</th> <th>dB</th> <th>cm</th> <th>deg</th> </tr> </thead> <tbody> <tr> <td>1</td> <td>5700.00</td> <td>95.17</td> <td>-----</td> <td>-----</td> <td>82.38</td> <td>34.51</td> <td>10.33</td> <td>32.05</td> <td>0.00</td> <td>307</td> <td>241</td> <td>PEAK</td> </tr> </tbody> </table>					Limit	Read	Ant	Cable	Preamp	Aux	APos	TPos	Remark		Freq	Level	Line	Margin	Level	Factor	Loss	Factor	Factor		MHz	dBuV/m	dBuV/m	dB	dBuV	dB/m	dB	dB	dB	cm	deg	1	5700.00	95.17	-----	-----	82.38	34.51	10.33	32.05	0.00	307	241
Limit	Read	Ant	Cable	Preamp	Aux	APos	TPos	Remark																																																																																									
Freq	Level	Line	Margin	Level	Factor	Loss	Factor	Factor																																																																																									
MHz	dBuV/m	dBuV/m	dB	dBuV	dB/m	dB	dB	dB	cm	deg																																																																																							
1	5754.86	55.57	68.30	-12.73	42.65	34.56	10.37	32.01	0.00	307	241	PEAK																																																																																					
Limit	Read	Ant	Cable	Preamp	Aux	APos	TPos	Remark																																																																																									
Freq	Level	Line	Margin	Level	Factor	Loss	Factor	Factor																																																																																									
MHz	dBuV/m	dBuV/m	dB	dBuV	dB/m	dB	dB	dB	cm	deg																																																																																							
1	5700.00	95.17	-----	-----	82.38	34.51	10.33	32.05	0.00	307	241	PEAK																																																																																					
Avg	Blank																																																																																																
						<table border="1"> <thead> <tr> <th>Limit</th> <th>Read</th> <th>Ant</th> <th>Cable</th> <th>Preamp</th> <th>Aux</th> <th>APos</th> <th>TPos</th> <th colspan="2">Remark</th> </tr> <tr> <th>Freq</th> <th>Level</th> <th>Line</th> <th>Margin</th> <th>Level</th> <th>Factor</th> <th>Loss</th> <th>Factor</th> <th>Factor</th> <th></th> </tr> <tr> <th>MHz</th> <th>dBuV/m</th> <th>dBuV/m</th> <th>dB</th> <th>dBuV</th> <th>dB/m</th> <th>dB</th> <th>dB</th> <th>dB</th> <th>cm</th> <th>deg</th> </tr> </thead> <tbody> <tr> <td>1</td> <td>5700.00</td> <td>85.39</td> <td>-----</td> <td>-----</td> <td>72.60</td> <td>34.51</td> <td>10.33</td> <td>32.05</td> <td>0.00</td> <td>307</td> <td>241</td> <td>AVERAGE</td> </tr> </tbody> </table>					Limit	Read	Ant	Cable	Preamp	Aux	APos	TPos	Remark		Freq	Level	Line	Margin	Level	Factor	Loss	Factor	Factor		MHz	dBuV/m	dBuV/m	dB	dBuV	dB/m	dB	dB	dB	cm	deg	1	5700.00	85.39	-----	-----	72.60	34.51	10.33	32.05	0.00	307	241	AVERAGE																																											
Limit	Read	Ant	Cable	Preamp	Aux	APos	TPos	Remark																																																																																									
Freq	Level	Line	Margin	Level	Factor	Loss	Factor	Factor																																																																																									
MHz	dBuV/m	dBuV/m	dB	dBuV	dB/m	dB	dB	dB	cm	deg																																																																																							
1	5700.00	85.39	-----	-----	72.60	34.51	10.33	32.05	0.00	307	241	AVERAGE																																																																																					

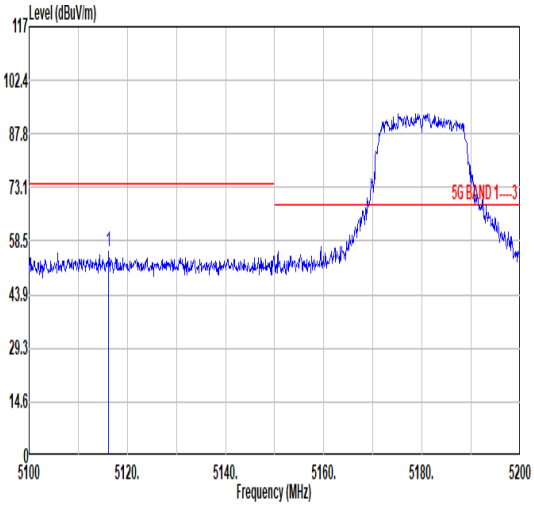
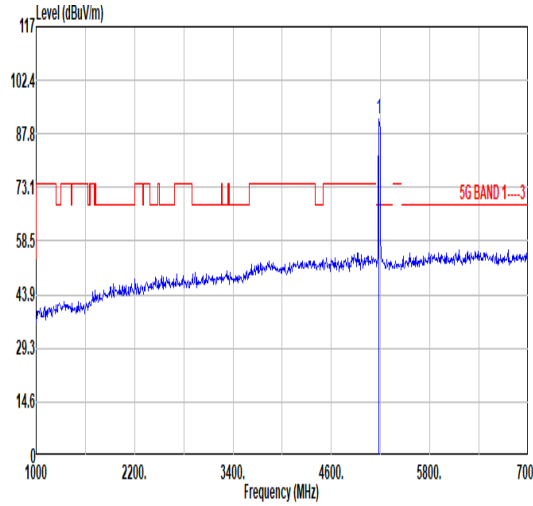
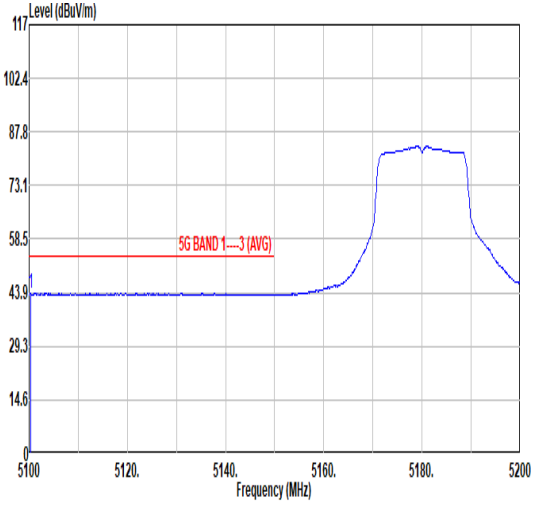
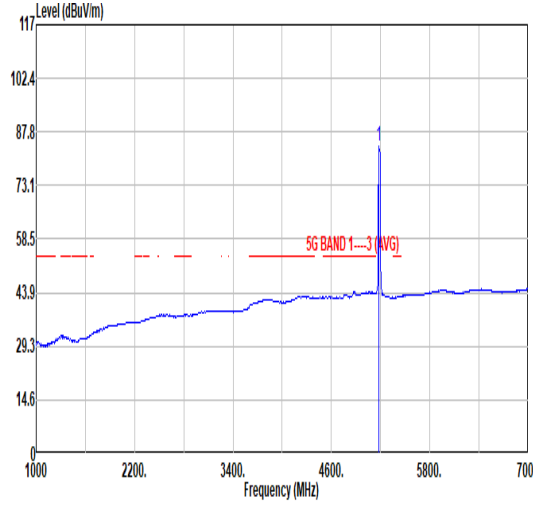


9																																																																																					
Mode	Band Edge																																																																																				
	U-NII-2C_5.47-5.725_802.11a_CH140_5700MHz																																																																																				
Pol.	Vertical																																																																																				
Peak	<table border="1"> <thead> <tr> <th>Limit</th> <th>Read</th> <th>Ant</th> <th>Cable</th> <th>Preamp</th> <th>Aux</th> <th>APos</th> <th>TPos</th> <th>Remark</th> </tr> <tr> <th>Freq</th> <th>Level</th> <th>Line</th> <th>Margin</th> <th>Level</th> <th>Factor</th> <th>Loss</th> <th>Factor</th> <th>Factor</th> </tr> <tr> <th>MHz</th> <th>dBuV/m</th> <th>dBuV/m</th> <th>dB</th> <th>dBuV</th> <th>dB/m</th> <th>dB</th> <th>dB</th> <th>dB</th> <th>cm</th> <th>deg</th> </tr> </thead> <tbody> <tr> <td>1</td> <td>5728.34</td> <td>59.20</td> <td>68.30</td> <td>-9.10</td> <td>46.34</td> <td>34.54</td> <td>10.35</td> <td>32.03</td> <td>0.00</td> <td>280</td> <td>0 PEAK</td> </tr> </tbody> </table>	Limit	Read	Ant	Cable	Preamp	Aux	APos	TPos	Remark	Freq	Level	Line	Margin	Level	Factor	Loss	Factor	Factor	MHz	dBuV/m	dBuV/m	dB	dBuV	dB/m	dB	dB	dB	cm	deg	1	5728.34	59.20	68.30	-9.10	46.34	34.54	10.35	32.03	0.00	280	0 PEAK	<table border="1"> <thead> <tr> <th>Limit</th> <th>Read</th> <th>Ant</th> <th>Cable</th> <th>Preamp</th> <th>Aux</th> <th>APos</th> <th>TPos</th> <th>Remark</th> </tr> <tr> <th>Freq</th> <th>Level</th> <th>Line</th> <th>Margin</th> <th>Level</th> <th>Factor</th> <th>Loss</th> <th>Factor</th> <th>Factor</th> </tr> <tr> <th>MHz</th> <th>dBuV/m</th> <th>dBuV/m</th> <th>dB</th> <th>dBuV</th> <th>dB/m</th> <th>dB</th> <th>dB</th> <th>dB</th> <th>cm</th> <th>deg</th> </tr> </thead> <tbody> <tr> <td>1</td> <td>5700.00</td> <td>105.47</td> <td>-----</td> <td>-----</td> <td>92.69</td> <td>34.51</td> <td>10.32</td> <td>32.05</td> <td>0.00</td> <td>280</td> <td>0 PEAK</td> </tr> </tbody> </table>	Limit	Read	Ant	Cable	Preamp	Aux	APos	TPos	Remark	Freq	Level	Line	Margin	Level	Factor	Loss	Factor	Factor	MHz	dBuV/m	dBuV/m	dB	dBuV	dB/m	dB	dB	dB	cm	deg	1	5700.00	105.47	-----	-----	92.69	34.51	10.32	32.05	0.00	280	0 PEAK	
	Limit	Read	Ant	Cable	Preamp	Aux	APos	TPos	Remark																																																																												
Freq	Level	Line	Margin	Level	Factor	Loss	Factor	Factor																																																																													
MHz	dBuV/m	dBuV/m	dB	dBuV	dB/m	dB	dB	dB	cm	deg																																																																											
1	5728.34	59.20	68.30	-9.10	46.34	34.54	10.35	32.03	0.00	280	0 PEAK																																																																										
Limit	Read	Ant	Cable	Preamp	Aux	APos	TPos	Remark																																																																													
Freq	Level	Line	Margin	Level	Factor	Loss	Factor	Factor																																																																													
MHz	dBuV/m	dBuV/m	dB	dBuV	dB/m	dB	dB	dB	cm	deg																																																																											
1	5700.00	105.47	-----	-----	92.69	34.51	10.32	32.05	0.00	280	0 PEAK																																																																										
Avg	Blank	<table border="1"> <thead> <tr> <th>Limit</th> <th>Read</th> <th>Ant</th> <th>Cable</th> <th>Preamp</th> <th>Aux</th> <th>APos</th> <th>TPos</th> <th>Remark</th> </tr> <tr> <th>Freq</th> <th>Level</th> <th>Line</th> <th>Margin</th> <th>Level</th> <th>Factor</th> <th>Loss</th> <th>Factor</th> <th>Factor</th> </tr> <tr> <th>MHz</th> <th>dBuV/m</th> <th>dBuV/m</th> <th>dB</th> <th>dBuV</th> <th>dB/m</th> <th>dB</th> <th>dB</th> <th>dB</th> <th>cm</th> <th>deg</th> </tr> </thead> <tbody> <tr> <td>1</td> <td>5700.00</td> <td>97.09</td> <td>-----</td> <td>-----</td> <td>84.30</td> <td>34.51</td> <td>10.33</td> <td>32.05</td> <td>0.00</td> <td>280</td> <td>0 AVERAGE</td> </tr> </tbody> </table>	Limit	Read	Ant	Cable	Preamp	Aux	APos	TPos	Remark	Freq	Level	Line	Margin	Level	Factor	Loss	Factor	Factor	MHz	dBuV/m	dBuV/m	dB	dBuV	dB/m	dB	dB	dB	cm	deg	1	5700.00	97.09	-----	-----	84.30	34.51	10.33	32.05	0.00	280	0 AVERAGE	<table border="1"> <thead> <tr> <th>Limit</th> <th>Read</th> <th>Ant</th> <th>Cable</th> <th>Preamp</th> <th>Aux</th> <th>APos</th> <th>TPos</th> <th>Remark</th> </tr> <tr> <th>Freq</th> <th>Level</th> <th>Line</th> <th>Margin</th> <th>Level</th> <th>Factor</th> <th>Loss</th> <th>Factor</th> <th>Factor</th> </tr> <tr> <th>MHz</th> <th>dBuV/m</th> <th>dBuV/m</th> <th>dB</th> <th>dBuV</th> <th>dB/m</th> <th>dB</th> <th>dB</th> <th>dB</th> <th>cm</th> <th>deg</th> </tr> </thead> <tbody> <tr> <td>1</td> <td>5700.00</td> <td>97.09</td> <td>-----</td> <td>-----</td> <td>84.30</td> <td>34.51</td> <td>10.33</td> <td>32.05</td> <td>0.00</td> <td>280</td> <td>0 AVERAGE</td> </tr> </tbody> </table>	Limit	Read	Ant	Cable	Preamp	Aux	APos	TPos	Remark	Freq	Level	Line	Margin	Level	Factor	Loss	Factor	Factor	MHz	dBuV/m	dBuV/m	dB	dBuV	dB/m	dB	dB	dB	cm	deg	1	5700.00	97.09	-----	-----	84.30	34.51	10.33	32.05	0.00	280	0 AVERAGE
	Limit	Read	Ant	Cable	Preamp	Aux	APos	TPos	Remark																																																																												
Freq	Level	Line	Margin	Level	Factor	Loss	Factor	Factor																																																																													
MHz	dBuV/m	dBuV/m	dB	dBuV	dB/m	dB	dB	dB	cm	deg																																																																											
1	5700.00	97.09	-----	-----	84.30	34.51	10.33	32.05	0.00	280	0 AVERAGE																																																																										
Limit	Read	Ant	Cable	Preamp	Aux	APos	TPos	Remark																																																																													
Freq	Level	Line	Margin	Level	Factor	Loss	Factor	Factor																																																																													
MHz	dBuV/m	dBuV/m	dB	dBuV	dB/m	dB	dB	dB	cm	deg																																																																											
1	5700.00	97.09	-----	-----	84.30	34.51	10.33	32.05	0.00	280	0 AVERAGE																																																																										

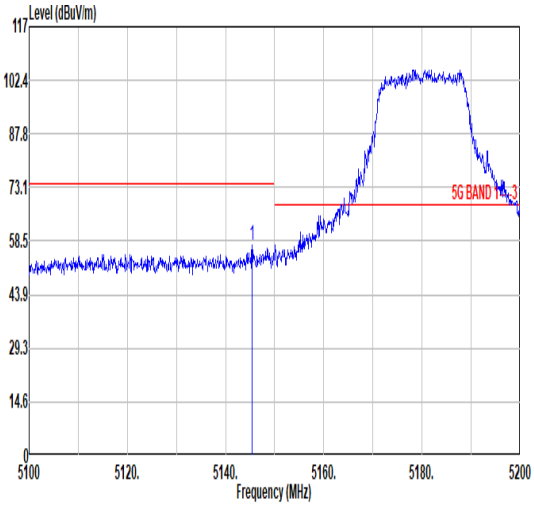
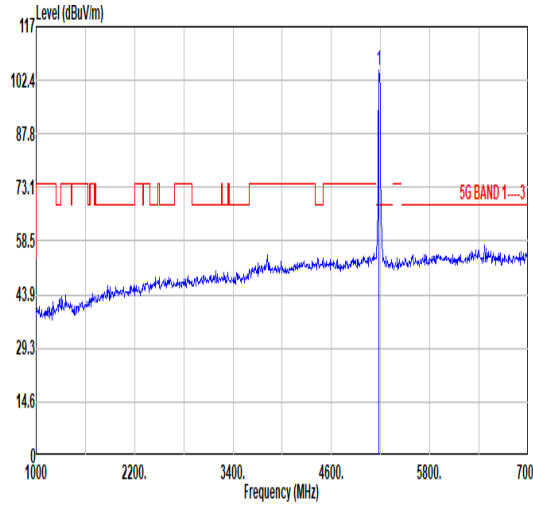
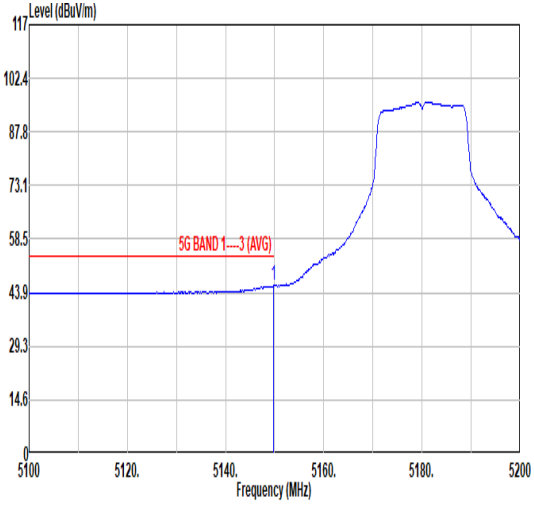
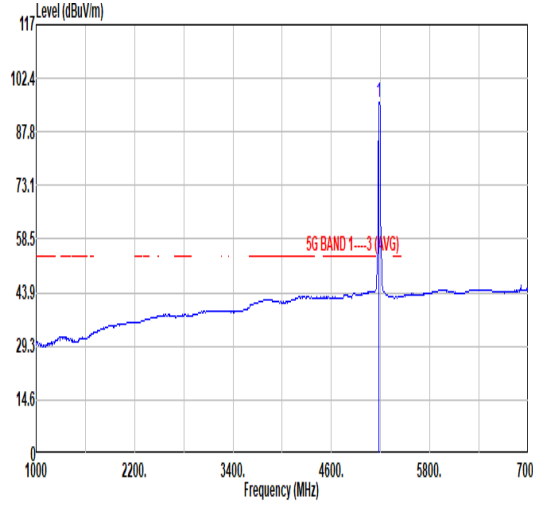


Mode	9																																																																													
	Harmonic																																																																													
	U-NII-2C_5.47-5.725_802.11a_CH140_5700MHz																																																																													
Pol.	Horizontal	Vertical																																																																												
Peak Avg	<table border="1"> <thead> <tr> <th>Limit</th> <th>Read</th> <th>Ant</th> <th>Cable</th> <th>Preamp</th> <th>Aux</th> <th>APos</th> <th>TPos</th> <th>Remark</th> </tr> <tr> <th>Freq</th> <th>Level</th> <th>Line</th> <th>Margin</th> <th>Level</th> <th>Factor</th> <th>Loss</th> <th>Factor</th> <th>Factor</th> </tr> <tr> <th>MHz</th> <th>dBuV/m</th> <th>dBuV/m</th> <th>dB</th> <th>dBuV</th> <th>dB/m</th> <th>dB</th> <th>dB</th> <th>dB</th> </tr> </thead> <tbody> <tr> <td>1 11400.00</td> <td>46.39</td> <td>74.00</td> <td>-27.61</td> <td>54.85</td> <td>38.24</td> <td>14.85</td> <td>61.55</td> <td>0.00</td> <td>100</td> <td>0 PEAK</td> </tr> </tbody> </table>	Limit	Read	Ant	Cable	Preamp	Aux	APos	TPos	Remark	Freq	Level	Line	Margin	Level	Factor	Loss	Factor	Factor	MHz	dBuV/m	dBuV/m	dB	dBuV	dB/m	dB	dB	dB	1 11400.00	46.39	74.00	-27.61	54.85	38.24	14.85	61.55	0.00	100	0 PEAK	<table border="1"> <thead> <tr> <th>Limit</th> <th>Read</th> <th>Ant</th> <th>Cable</th> <th>Preamp</th> <th>Aux</th> <th>APos</th> <th>TPos</th> <th>Remark</th> </tr> <tr> <th>Freq</th> <th>Level</th> <th>Line</th> <th>Margin</th> <th>Level</th> <th>Factor</th> <th>Loss</th> <th>Factor</th> <th>Factor</th> </tr> <tr> <th>MHz</th> <th>dBuV/m</th> <th>dBuV/m</th> <th>dB</th> <th>dBuV</th> <th>dB/m</th> <th>dB</th> <th>dB</th> <th>dB</th> </tr> </thead> <tbody> <tr> <td>1 11400.00</td> <td>45.98</td> <td>74.00</td> <td>-28.02</td> <td>54.44</td> <td>38.24</td> <td>14.85</td> <td>61.55</td> <td>0.00</td> <td>100</td> <td>0 PEAK</td> </tr> </tbody> </table>	Limit	Read	Ant	Cable	Preamp	Aux	APos	TPos	Remark	Freq	Level	Line	Margin	Level	Factor	Loss	Factor	Factor	MHz	dBuV/m	dBuV/m	dB	dBuV	dB/m	dB	dB	dB	1 11400.00	45.98	74.00	-28.02	54.44	38.24	14.85	61.55	0.00	100	0 PEAK
Limit	Read	Ant	Cable	Preamp	Aux	APos	TPos	Remark																																																																						
Freq	Level	Line	Margin	Level	Factor	Loss	Factor	Factor																																																																						
MHz	dBuV/m	dBuV/m	dB	dBuV	dB/m	dB	dB	dB																																																																						
1 11400.00	46.39	74.00	-27.61	54.85	38.24	14.85	61.55	0.00	100	0 PEAK																																																																				
Limit	Read	Ant	Cable	Preamp	Aux	APos	TPos	Remark																																																																						
Freq	Level	Line	Margin	Level	Factor	Loss	Factor	Factor																																																																						
MHz	dBuV/m	dBuV/m	dB	dBuV	dB/m	dB	dB	dB																																																																						
1 11400.00	45.98	74.00	-28.02	54.44	38.24	14.85	61.55	0.00	100	0 PEAK																																																																				



		10																																																																																				
Mode		Band Edge																																																																																				
		U-NII-1_5.15-5.25_802.11ac VHT20_CH36_Full_5180MHz																																																																																				
Pol.		Horizontal					Fundamental																																																																															
Peak	 <p>Level (dBuV/m) vs Frequency (MHz) for Horizontal. Peak at 5116.20 MHz.</p> <table border="1"> <thead> <tr> <th>Limit</th> <th>Read</th> <th>Ant</th> <th>Cable</th> <th>Preamp</th> <th>Aux</th> <th>APos</th> <th>TPos</th> <th>Remark</th> </tr> <tr> <th>Freq</th> <th>Level</th> <th>Line Margin</th> <th>Level Factor</th> <th>Loss Factor</th> <th>Factor</th> <th></th> <th></th> <th></th> </tr> <tr> <th>MHz</th> <th>dBuV/m</th> <th>dBuV/m</th> <th>dB</th> <th>dBuV</th> <th>dB/m</th> <th>dB</th> <th>dB</th> <th>dB</th> <th>cm</th> <th>deg</th> </tr> </thead> <tbody> <tr> <td>1</td> <td>5116.20</td> <td>55.79</td> <td>74.00</td> <td>-18.21</td> <td>43.71</td> <td>34.10</td> <td>9.76</td> <td>31.78</td> <td>0.00</td> <td>100</td> <td>240</td> <td>PEAK</td> </tr> </tbody> </table>	Limit	Read	Ant	Cable	Preamp	Aux	APos	TPos	Remark	Freq	Level	Line Margin	Level Factor	Loss Factor	Factor				MHz	dBuV/m	dBuV/m	dB	dBuV	dB/m	dB	dB	dB	cm	deg	1	5116.20	55.79	74.00	-18.21	43.71	34.10	9.76	31.78	0.00	100	240	PEAK	 <p>Level (dBuV/m) vs Frequency (MHz) for Fundamental. Peak at 5180.00 MHz.</p> <table border="1"> <thead> <tr> <th>Limit</th> <th>Read</th> <th>Ant</th> <th>Cable</th> <th>Preamp</th> <th>Aux</th> <th>APos</th> <th>TPos</th> <th>Remark</th> </tr> <tr> <th>Freq</th> <th>Level</th> <th>Line Margin</th> <th>Level Factor</th> <th>Loss Factor</th> <th>Factor</th> <th></th> <th></th> <th></th> </tr> <tr> <th>MHz</th> <th>dBuV/m</th> <th>dBuV/m</th> <th>dB</th> <th>dBuV</th> <th>dB/m</th> <th>dB</th> <th>dB</th> <th>dB</th> <th>cm</th> <th>deg</th> </tr> </thead> <tbody> <tr> <td>1</td> <td>5180.00</td> <td>91.85</td> <td>-----</td> <td>-----</td> <td>79.76</td> <td>34.10</td> <td>9.81</td> <td>31.82</td> <td>0.00</td> <td>100</td> <td>240</td> <td>PEAK</td> </tr> </tbody> </table>	Limit	Read	Ant	Cable	Preamp	Aux	APos	TPos	Remark	Freq	Level	Line Margin	Level Factor	Loss Factor	Factor				MHz	dBuV/m	dBuV/m	dB	dBuV	dB/m	dB	dB	dB	cm	deg	1	5180.00	91.85	-----	-----	79.76	34.10	9.81	31.82	0.00	100	240	PEAK
	Limit	Read	Ant	Cable	Preamp	Aux	APos	TPos	Remark																																																																													
Freq	Level	Line Margin	Level Factor	Loss Factor	Factor																																																																																	
MHz	dBuV/m	dBuV/m	dB	dBuV	dB/m	dB	dB	dB	cm	deg																																																																												
1	5116.20	55.79	74.00	-18.21	43.71	34.10	9.76	31.78	0.00	100	240	PEAK																																																																										
Limit	Read	Ant	Cable	Preamp	Aux	APos	TPos	Remark																																																																														
Freq	Level	Line Margin	Level Factor	Loss Factor	Factor																																																																																	
MHz	dBuV/m	dBuV/m	dB	dBuV	dB/m	dB	dB	dB	cm	deg																																																																												
1	5180.00	91.85	-----	-----	79.76	34.10	9.81	31.82	0.00	100	240	PEAK																																																																										
Avg	 <p>Level (dBuV/m) vs Frequency (MHz) for Horizontal. Average level at 5180.30 MHz.</p> <table border="1"> <thead> <tr> <th>Limit</th> <th>Read</th> <th>Ant</th> <th>Cable</th> <th>Preamp</th> <th>Aux</th> <th>APos</th> <th>TPos</th> <th>Remark</th> </tr> <tr> <th>Freq</th> <th>Level</th> <th>Line Margin</th> <th>Level Factor</th> <th>Loss Factor</th> <th>Factor</th> <th></th> <th></th> <th></th> </tr> <tr> <th>MHz</th> <th>dBuV/m</th> <th>dBuV/m</th> <th>dB</th> <th>dBuV</th> <th>dB/m</th> <th>dB</th> <th>dB</th> <th>dB</th> <th>cm</th> <th>deg</th> </tr> </thead> <tbody> <tr> <td>1</td> <td>5180.30</td> <td>43.71</td> <td>54.00</td> <td>-10.29</td> <td>31.64</td> <td>34.10</td> <td>9.74</td> <td>31.77</td> <td>0.00</td> <td>100</td> <td>240</td> <td>AVERAGE</td> </tr> </tbody> </table>	Limit	Read	Ant	Cable	Preamp	Aux	APos	TPos	Remark	Freq	Level	Line Margin	Level Factor	Loss Factor	Factor				MHz	dBuV/m	dBuV/m	dB	dBuV	dB/m	dB	dB	dB	cm	deg	1	5180.30	43.71	54.00	-10.29	31.64	34.10	9.74	31.77	0.00	100	240	AVERAGE	 <p>Level (dBuV/m) vs Frequency (MHz) for Fundamental. Average level at 5180.00 MHz.</p> <table border="1"> <thead> <tr> <th>Limit</th> <th>Read</th> <th>Ant</th> <th>Cable</th> <th>Preamp</th> <th>Aux</th> <th>APos</th> <th>TPos</th> <th>Remark</th> </tr> <tr> <th>Freq</th> <th>Level</th> <th>Line Margin</th> <th>Level Factor</th> <th>Loss Factor</th> <th>Factor</th> <th></th> <th></th> <th></th> </tr> <tr> <th>MHz</th> <th>dBuV/m</th> <th>dBuV/m</th> <th>dB</th> <th>dBuV</th> <th>dB/m</th> <th>dB</th> <th>dB</th> <th>dB</th> <th>cm</th> <th>deg</th> </tr> </thead> <tbody> <tr> <td>1</td> <td>5180.00</td> <td>83.88</td> <td>-----</td> <td>-----</td> <td>71.79</td> <td>34.10</td> <td>9.81</td> <td>31.82</td> <td>0.00</td> <td>100</td> <td>240</td> <td>AVERAGE</td> </tr> </tbody> </table>	Limit	Read	Ant	Cable	Preamp	Aux	APos	TPos	Remark	Freq	Level	Line Margin	Level Factor	Loss Factor	Factor				MHz	dBuV/m	dBuV/m	dB	dBuV	dB/m	dB	dB	dB	cm	deg	1	5180.00	83.88	-----	-----	71.79	34.10	9.81	31.82	0.00	100	240	AVERAGE
	Limit	Read	Ant	Cable	Preamp	Aux	APos	TPos	Remark																																																																													
Freq	Level	Line Margin	Level Factor	Loss Factor	Factor																																																																																	
MHz	dBuV/m	dBuV/m	dB	dBuV	dB/m	dB	dB	dB	cm	deg																																																																												
1	5180.30	43.71	54.00	-10.29	31.64	34.10	9.74	31.77	0.00	100	240	AVERAGE																																																																										
Limit	Read	Ant	Cable	Preamp	Aux	APos	TPos	Remark																																																																														
Freq	Level	Line Margin	Level Factor	Loss Factor	Factor																																																																																	
MHz	dBuV/m	dBuV/m	dB	dBuV	dB/m	dB	dB	dB	cm	deg																																																																												
1	5180.00	83.88	-----	-----	71.79	34.10	9.81	31.82	0.00	100	240	AVERAGE																																																																										



		10																																																																																				
Mode		Band Edge																																																																																				
		U-NII-1_5.15-5.25_802.11ac VHT20_CH36_Full_5180MHz																																																																																				
Pol.		Vertical					Fundamental																																																																															
Peak	 <p>Level (dBuV/m)</p> <p>117</p> <p>102.4</p> <p>87.8</p> <p>73.1</p> <p>58.5</p> <p>43.9</p> <p>29.3</p> <p>14.6</p> <p>5100 5120 5140 5160 5180 5200</p> <p>Frequency (MHz)</p> <table border="1"> <thead> <tr> <th>Limit</th> <th>Read</th> <th>Ant</th> <th>Cable</th> <th>Preamp</th> <th>Aux</th> <th>APos</th> <th>TPos</th> <th>Remark</th> </tr> <tr> <th>Freq</th> <th>Level</th> <th>Line</th> <th>Margin</th> <th>Level</th> <th>Factor</th> <th>Loss</th> <th>Factor</th> <th>Factor</th> </tr> <tr> <th>MHz</th> <th>dBuV/m</th> <th>dBuV/m</th> <th>dB</th> <th>dBuV</th> <th>dB/m</th> <th>dB</th> <th>dB</th> <th>dB</th> <th>cm</th> <th>deg</th> </tr> </thead> <tbody> <tr> <td>1</td> <td>5145.40</td> <td>57.35</td> <td>74.00</td> <td>-16.65</td> <td>45.27</td> <td>34.10</td> <td>9.78</td> <td>31.00</td> <td>0.00</td> <td>300</td> <td>210</td> <td>PEAK</td> </tr> </tbody> </table>	Limit	Read	Ant	Cable	Preamp	Aux	APos	TPos	Remark	Freq	Level	Line	Margin	Level	Factor	Loss	Factor	Factor	MHz	dBuV/m	dBuV/m	dB	dBuV	dB/m	dB	dB	dB	cm	deg	1	5145.40	57.35	74.00	-16.65	45.27	34.10	9.78	31.00	0.00	300	210	PEAK	 <p>Level (dBuV/m)</p> <p>117</p> <p>102.4</p> <p>87.8</p> <p>73.1</p> <p>58.5</p> <p>43.9</p> <p>29.3</p> <p>14.6</p> <p>1000 2200 3400 4600 5800 7000</p> <p>Frequency (MHz)</p> <table border="1"> <thead> <tr> <th>Limit</th> <th>Read</th> <th>Ant</th> <th>Cable</th> <th>Preamp</th> <th>Aux</th> <th>APos</th> <th>TPos</th> <th>Remark</th> </tr> <tr> <th>Freq</th> <th>Level</th> <th>Line</th> <th>Margin</th> <th>Level</th> <th>Factor</th> <th>Loss</th> <th>Factor</th> <th>Factor</th> </tr> <tr> <th>MHz</th> <th>dBuV/m</th> <th>dBuV/m</th> <th>dB</th> <th>dBuV</th> <th>dB/m</th> <th>dB</th> <th>dB</th> <th>dB</th> <th>cm</th> <th>deg</th> </tr> </thead> <tbody> <tr> <td>1</td> <td>5180.00</td> <td>104.95</td> <td>-----</td> <td>-----</td> <td>92.86</td> <td>34.10</td> <td>9.81</td> <td>31.82</td> <td>0.00</td> <td>300</td> <td>210</td> <td>PEAK</td> </tr> </tbody> </table>	Limit	Read	Ant	Cable	Preamp	Aux	APos	TPos	Remark	Freq	Level	Line	Margin	Level	Factor	Loss	Factor	Factor	MHz	dBuV/m	dBuV/m	dB	dBuV	dB/m	dB	dB	dB	cm	deg	1	5180.00	104.95	-----	-----	92.86	34.10	9.81	31.82	0.00	300	210	PEAK
	Limit	Read	Ant	Cable	Preamp	Aux	APos	TPos	Remark																																																																													
Freq	Level	Line	Margin	Level	Factor	Loss	Factor	Factor																																																																														
MHz	dBuV/m	dBuV/m	dB	dBuV	dB/m	dB	dB	dB	cm	deg																																																																												
1	5145.40	57.35	74.00	-16.65	45.27	34.10	9.78	31.00	0.00	300	210	PEAK																																																																										
Limit	Read	Ant	Cable	Preamp	Aux	APos	TPos	Remark																																																																														
Freq	Level	Line	Margin	Level	Factor	Loss	Factor	Factor																																																																														
MHz	dBuV/m	dBuV/m	dB	dBuV	dB/m	dB	dB	dB	cm	deg																																																																												
1	5180.00	104.95	-----	-----	92.86	34.10	9.81	31.82	0.00	300	210	PEAK																																																																										
Avg	 <p>Level (dBuV/m)</p> <p>117</p> <p>102.4</p> <p>87.8</p> <p>73.1</p> <p>58.5</p> <p>43.9</p> <p>29.3</p> <p>14.6</p> <p>5100 5120 5140 5160 5180 5200</p> <p>Frequency (MHz)</p> <table border="1"> <thead> <tr> <th>Limit</th> <th>Read</th> <th>Ant</th> <th>Cable</th> <th>Preamp</th> <th>Aux</th> <th>APos</th> <th>TPos</th> <th>Remark</th> </tr> <tr> <th>Freq</th> <th>Level</th> <th>Line</th> <th>Margin</th> <th>Level</th> <th>Factor</th> <th>Loss</th> <th>Factor</th> <th>Factor</th> </tr> <tr> <th>MHz</th> <th>dBuV/m</th> <th>dBuV/m</th> <th>dB</th> <th>dBuV</th> <th>dB/m</th> <th>dB</th> <th>dB</th> <th>dB</th> <th>cm</th> <th>deg</th> </tr> </thead> <tbody> <tr> <td>1</td> <td>5149.70</td> <td>45.76</td> <td>54.00</td> <td>-8.24</td> <td>33.67</td> <td>34.10</td> <td>9.79</td> <td>31.00</td> <td>0.00</td> <td>300</td> <td>210</td> <td>AVERAGE</td> </tr> </tbody> </table>	Limit	Read	Ant	Cable	Preamp	Aux	APos	TPos	Remark	Freq	Level	Line	Margin	Level	Factor	Loss	Factor	Factor	MHz	dBuV/m	dBuV/m	dB	dBuV	dB/m	dB	dB	dB	cm	deg	1	5149.70	45.76	54.00	-8.24	33.67	34.10	9.79	31.00	0.00	300	210	AVERAGE	 <p>Level (dBuV/m)</p> <p>117</p> <p>102.4</p> <p>87.8</p> <p>73.1</p> <p>58.5</p> <p>43.9</p> <p>29.3</p> <p>14.6</p> <p>1000 2200 3400 4600 5800 7000</p> <p>Frequency (MHz)</p> <table border="1"> <thead> <tr> <th>Limit</th> <th>Read</th> <th>Ant</th> <th>Cable</th> <th>Preamp</th> <th>Aux</th> <th>APos</th> <th>TPos</th> <th>Remark</th> </tr> <tr> <th>Freq</th> <th>Level</th> <th>Line</th> <th>Margin</th> <th>Level</th> <th>Factor</th> <th>Loss</th> <th>Factor</th> <th>Factor</th> </tr> <tr> <th>MHz</th> <th>dBuV/m</th> <th>dBuV/m</th> <th>dB</th> <th>dBuV</th> <th>dB/m</th> <th>dB</th> <th>dB</th> <th>dB</th> <th>cm</th> <th>deg</th> </tr> </thead> <tbody> <tr> <td>1</td> <td>5180.00</td> <td>95.93</td> <td>-----</td> <td>-----</td> <td>83.84</td> <td>34.10</td> <td>9.81</td> <td>31.82</td> <td>0.00</td> <td>300</td> <td>210</td> <td>AVERAGE</td> </tr> </tbody> </table>	Limit	Read	Ant	Cable	Preamp	Aux	APos	TPos	Remark	Freq	Level	Line	Margin	Level	Factor	Loss	Factor	Factor	MHz	dBuV/m	dBuV/m	dB	dBuV	dB/m	dB	dB	dB	cm	deg	1	5180.00	95.93	-----	-----	83.84	34.10	9.81	31.82	0.00	300	210	AVERAGE
	Limit	Read	Ant	Cable	Preamp	Aux	APos	TPos	Remark																																																																													
Freq	Level	Line	Margin	Level	Factor	Loss	Factor	Factor																																																																														
MHz	dBuV/m	dBuV/m	dB	dBuV	dB/m	dB	dB	dB	cm	deg																																																																												
1	5149.70	45.76	54.00	-8.24	33.67	34.10	9.79	31.00	0.00	300	210	AVERAGE																																																																										
Limit	Read	Ant	Cable	Preamp	Aux	APos	TPos	Remark																																																																														
Freq	Level	Line	Margin	Level	Factor	Loss	Factor	Factor																																																																														
MHz	dBuV/m	dBuV/m	dB	dBuV	dB/m	dB	dB	dB	cm	deg																																																																												
1	5180.00	95.93	-----	-----	83.84	34.10	9.81	31.82	0.00	300	210	AVERAGE																																																																										



Mode	10																																																																																	
	Harmonic																																																																																	
	U-NII-1_5.15-5.25_802.11ac VHT20_CH36_Full_5180MHz																																																																																	
Pol.	Horizontal	Vertical																																																																																
Peak Avg	<table border="1"> <thead> <tr> <th>Limit</th> <th>Read</th> <th>Ant</th> <th>Cable</th> <th>Preamp</th> <th>Aux</th> <th>APos</th> <th>TPos</th> <th>Remark</th> </tr> <tr> <th>Freq</th> <th>Level</th> <th>Line</th> <th>Margin</th> <th>Level</th> <th>Factor</th> <th>Loss</th> <th>Factor</th> <th>Factor</th> </tr> <tr> <th>MHz</th> <th>dBuV/m</th> <th>dBuV/m</th> <th>dB</th> <th>dBuV</th> <th>dB/m</th> <th>dB</th> <th>dB</th> <th>dB</th> </tr> </thead> <tbody> <tr> <td>1</td> <td>10360.00</td> <td>44.73</td> <td>68.30</td> <td>-23.57</td> <td>54.84</td> <td>37.64</td> <td>14.13</td> <td>61.88</td> <td>0.00</td> <td>300</td> <td>0</td> <td>PEAK</td> </tr> </tbody> </table>	Limit	Read	Ant	Cable	Preamp	Aux	APos	TPos	Remark	Freq	Level	Line	Margin	Level	Factor	Loss	Factor	Factor	MHz	dBuV/m	dBuV/m	dB	dBuV	dB/m	dB	dB	dB	1	10360.00	44.73	68.30	-23.57	54.84	37.64	14.13	61.88	0.00	300	0	PEAK	<table border="1"> <thead> <tr> <th>Limit</th> <th>Read</th> <th>Ant</th> <th>Cable</th> <th>Preamp</th> <th>Aux</th> <th>APos</th> <th>TPos</th> <th>Remark</th> </tr> <tr> <th>Freq</th> <th>Level</th> <th>Line</th> <th>Margin</th> <th>Level</th> <th>Factor</th> <th>Loss</th> <th>Factor</th> <th>Factor</th> </tr> <tr> <th>MHz</th> <th>dBuV/m</th> <th>dBuV/m</th> <th>dB</th> <th>dBuV</th> <th>dB/m</th> <th>dB</th> <th>dB</th> <th>dB</th> </tr> </thead> <tbody> <tr> <td>1</td> <td>10360.00</td> <td>45.54</td> <td>68.30</td> <td>-22.76</td> <td>55.65</td> <td>37.64</td> <td>14.13</td> <td>61.88</td> <td>0.00</td> <td>100</td> <td>0</td> <td>PEAK</td> </tr> </tbody> </table>	Limit	Read	Ant	Cable	Preamp	Aux	APos	TPos	Remark	Freq	Level	Line	Margin	Level	Factor	Loss	Factor	Factor	MHz	dBuV/m	dBuV/m	dB	dBuV	dB/m	dB	dB	dB	1	10360.00	45.54	68.30	-22.76	55.65	37.64	14.13	61.88	0.00	100	0	PEAK
Limit	Read	Ant	Cable	Preamp	Aux	APos	TPos	Remark																																																																										
Freq	Level	Line	Margin	Level	Factor	Loss	Factor	Factor																																																																										
MHz	dBuV/m	dBuV/m	dB	dBuV	dB/m	dB	dB	dB																																																																										
1	10360.00	44.73	68.30	-23.57	54.84	37.64	14.13	61.88	0.00	300	0	PEAK																																																																						
Limit	Read	Ant	Cable	Preamp	Aux	APos	TPos	Remark																																																																										
Freq	Level	Line	Margin	Level	Factor	Loss	Factor	Factor																																																																										
MHz	dBuV/m	dBuV/m	dB	dBuV	dB/m	dB	dB	dB																																																																										
1	10360.00	45.54	68.30	-22.76	55.65	37.64	14.13	61.88	0.00	100	0	PEAK																																																																						



Mode	11																																																																									
	Harmonic																																																																									
	U-NII-1_5.15-5.25_802.11ac VHT20_CH44_Full_5220MHz																																																																									
Pol.	Horizontal	Vertical																																																																								
Peak Avg	<table border="1"> <thead> <tr> <th>Limit</th> <th>Read</th> <th>Ant</th> <th>Cable</th> <th>Preamp</th> <th>Aux</th> <th>APos</th> <th>TPos</th> <th>Remark</th> </tr> <tr> <th>Freq</th> <th>Level</th> <th>Line</th> <th>Margin</th> <th>Level</th> <th>Factor</th> <th>Loss</th> <th>Factor</th> <th>Factor</th> </tr> <tr> <th>MHz</th> <th>dBuV/m</th> <th>dBuV/m</th> <th>dB</th> <th>dBuV</th> <th>dB/m</th> <th>dB</th> <th>dB</th> <th>dB</th> </tr> </thead> <tbody> <tr> <td>1 10440.00</td> <td>45.18</td> <td>68.30</td> <td>-23.12</td> <td>55.05</td> <td>37.68</td> <td>14.18</td> <td>61.73</td> <td>0.00</td> </tr> </tbody> </table>	Limit	Read	Ant	Cable	Preamp	Aux	APos	TPos	Remark	Freq	Level	Line	Margin	Level	Factor	Loss	Factor	Factor	MHz	dBuV/m	dBuV/m	dB	dBuV	dB/m	dB	dB	dB	1 10440.00	45.18	68.30	-23.12	55.05	37.68	14.18	61.73	0.00	<table border="1"> <thead> <tr> <th>Limit</th> <th>Read</th> <th>Ant</th> <th>Cable</th> <th>Preamp</th> <th>Aux</th> <th>APos</th> <th>TPos</th> <th>Remark</th> </tr> <tr> <th>Freq</th> <th>Level</th> <th>Line</th> <th>Margin</th> <th>Level</th> <th>Factor</th> <th>Loss</th> <th>Factor</th> <th>Factor</th> </tr> <tr> <th>MHz</th> <th>dBuV/m</th> <th>dBuV/m</th> <th>dB</th> <th>dBuV</th> <th>dB/m</th> <th>dB</th> <th>dB</th> <th>dB</th> </tr> </thead> <tbody> <tr> <td>1 10440.00</td> <td>45.36</td> <td>68.30</td> <td>-22.94</td> <td>55.23</td> <td>37.68</td> <td>14.18</td> <td>61.73</td> <td>0.00</td> </tr> </tbody> </table>	Limit	Read	Ant	Cable	Preamp	Aux	APos	TPos	Remark	Freq	Level	Line	Margin	Level	Factor	Loss	Factor	Factor	MHz	dBuV/m	dBuV/m	dB	dBuV	dB/m	dB	dB	dB	1 10440.00	45.36	68.30	-22.94	55.23	37.68	14.18	61.73	0.00
Limit	Read	Ant	Cable	Preamp	Aux	APos	TPos	Remark																																																																		
Freq	Level	Line	Margin	Level	Factor	Loss	Factor	Factor																																																																		
MHz	dBuV/m	dBuV/m	dB	dBuV	dB/m	dB	dB	dB																																																																		
1 10440.00	45.18	68.30	-23.12	55.05	37.68	14.18	61.73	0.00																																																																		
Limit	Read	Ant	Cable	Preamp	Aux	APos	TPos	Remark																																																																		
Freq	Level	Line	Margin	Level	Factor	Loss	Factor	Factor																																																																		
MHz	dBuV/m	dBuV/m	dB	dBuV	dB/m	dB	dB	dB																																																																		
1 10440.00	45.36	68.30	-22.94	55.23	37.68	14.18	61.73	0.00																																																																		



Mode	12																																																																															
	Harmonic																																																																															
	U-NII-1_5.15-5.25_802.11ac VHT20_CH48_Full_5240MHz																																																																															
Pol.	Horizontal	Vertical																																																																														
Peak Avg	<table border="1"> <thead> <tr> <th>Limit</th> <th>Read</th> <th>Ant</th> <th>Cable</th> <th>Preamp</th> <th>Aux</th> <th>APos</th> <th>TPos</th> <th>Remark</th> </tr> <tr> <th>Freq</th> <th>Level</th> <th>Line</th> <th>Margin</th> <th>Level</th> <th>Factor</th> <th>Loss</th> <th>Factor</th> <th>Factor</th> </tr> <tr> <th>MHz</th> <th>dBuV/m</th> <th>dBuV/m</th> <th>dB</th> <th>dBuV</th> <th>dB/m</th> <th>dB</th> <th>dB</th> <th>dB</th> </tr> </thead> <tbody> <tr> <td>1 10480.00</td> <td>45.30</td> <td>68.30</td> <td>-23.00</td> <td>55.06</td> <td>37.69</td> <td>14.21</td> <td>61.66</td> <td>0.00</td> <td>100</td> <td>0</td> <td>PEAK</td> </tr> </tbody> </table>	Limit	Read	Ant	Cable	Preamp	Aux	APos	TPos	Remark	Freq	Level	Line	Margin	Level	Factor	Loss	Factor	Factor	MHz	dBuV/m	dBuV/m	dB	dBuV	dB/m	dB	dB	dB	1 10480.00	45.30	68.30	-23.00	55.06	37.69	14.21	61.66	0.00	100	0	PEAK	<table border="1"> <thead> <tr> <th>Limit</th> <th>Read</th> <th>Ant</th> <th>Cable</th> <th>Preamp</th> <th>Aux</th> <th>APos</th> <th>TPos</th> <th>Remark</th> </tr> <tr> <th>Freq</th> <th>Level</th> <th>Line</th> <th>Margin</th> <th>Level</th> <th>Factor</th> <th>Loss</th> <th>Factor</th> <th>Factor</th> </tr> <tr> <th>MHz</th> <th>dBuV/m</th> <th>dBuV/m</th> <th>dB</th> <th>dBuV</th> <th>dB/m</th> <th>dB</th> <th>dB</th> <th>dB</th> </tr> </thead> <tbody> <tr> <td>1 10480.00</td> <td>46.76</td> <td>68.30</td> <td>-21.54</td> <td>56.52</td> <td>37.69</td> <td>14.21</td> <td>61.66</td> <td>0.00</td> <td>300</td> <td>0</td> <td>PEAK</td> </tr> </tbody> </table>	Limit	Read	Ant	Cable	Preamp	Aux	APos	TPos	Remark	Freq	Level	Line	Margin	Level	Factor	Loss	Factor	Factor	MHz	dBuV/m	dBuV/m	dB	dBuV	dB/m	dB	dB	dB	1 10480.00	46.76	68.30	-21.54	56.52	37.69	14.21	61.66	0.00	300	0	PEAK
Limit	Read	Ant	Cable	Preamp	Aux	APos	TPos	Remark																																																																								
Freq	Level	Line	Margin	Level	Factor	Loss	Factor	Factor																																																																								
MHz	dBuV/m	dBuV/m	dB	dBuV	dB/m	dB	dB	dB																																																																								
1 10480.00	45.30	68.30	-23.00	55.06	37.69	14.21	61.66	0.00	100	0	PEAK																																																																					
Limit	Read	Ant	Cable	Preamp	Aux	APos	TPos	Remark																																																																								
Freq	Level	Line	Margin	Level	Factor	Loss	Factor	Factor																																																																								
MHz	dBuV/m	dBuV/m	dB	dBuV	dB/m	dB	dB	dB																																																																								
1 10480.00	46.76	68.30	-21.54	56.52	37.69	14.21	61.66	0.00	300	0	PEAK																																																																					

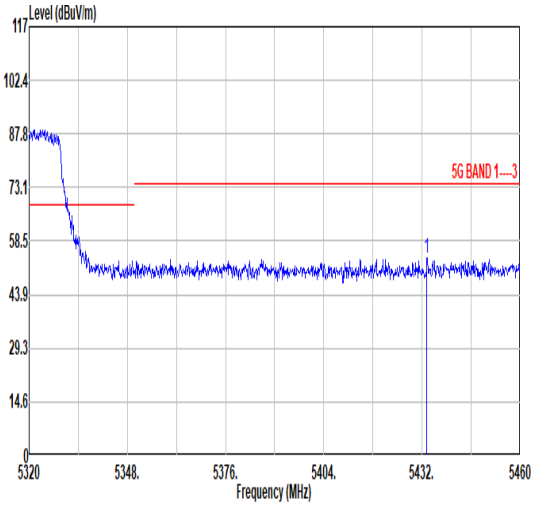
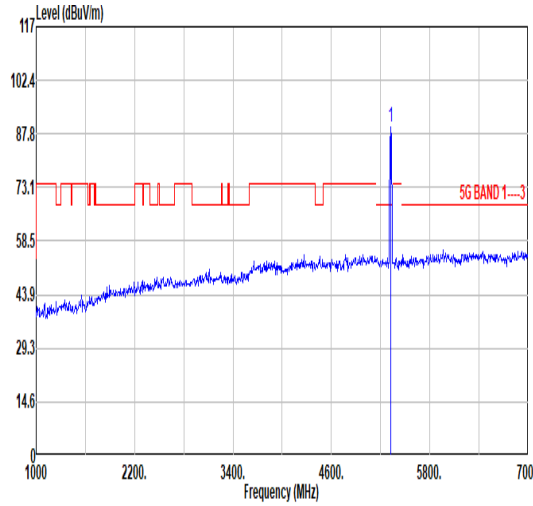
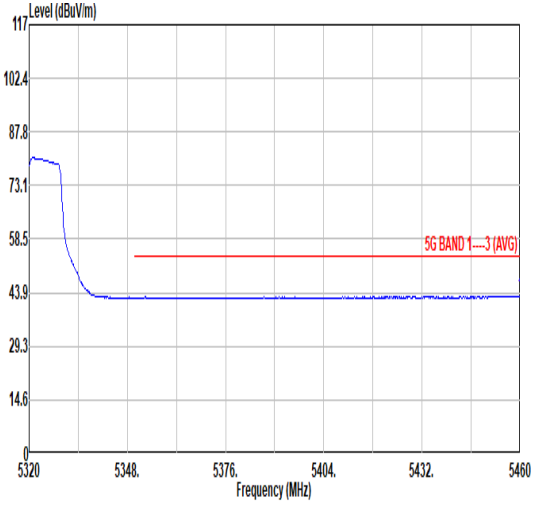
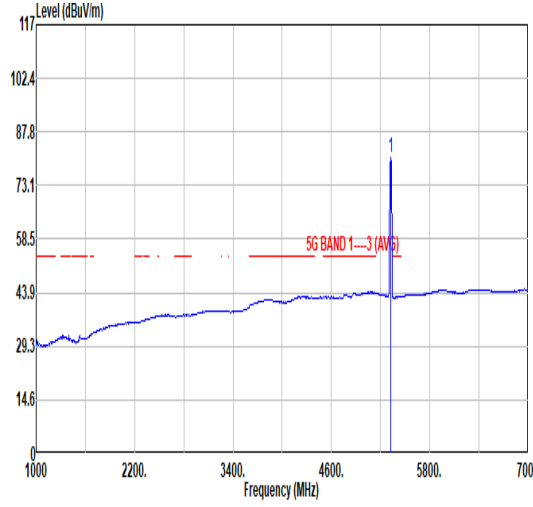


Mode	13																																																																															
	Harmonic																																																																															
	U-NII-2A_5.25-5.35_802.11ac_VHT20_CH52_Full_5280MHz																																																																															
Pol.	Horizontal	Vertical																																																																														
Peak Avg	<table border="1"> <thead> <tr> <th>Limit</th> <th>Read</th> <th>Ant</th> <th>Cable</th> <th>Preamp</th> <th>Aux</th> <th>APos</th> <th>TPos</th> <th>Remark</th> </tr> <tr> <th>Freq</th> <th>Level</th> <th>Line</th> <th>Margin</th> <th>Level</th> <th>Factor</th> <th>Loss</th> <th>Factor</th> <th>Factor</th> </tr> <tr> <th>MHz</th> <th>dBuV/m</th> <th>dBuV/m</th> <th>dB</th> <th>dBuV</th> <th>dB/m</th> <th>dB</th> <th>dB</th> <th>dB</th> </tr> </thead> <tbody> <tr> <td>1 10560.00</td> <td>45.39</td> <td>68.30</td> <td>-22.91</td> <td>55.03</td> <td>37.73</td> <td>14.26</td> <td>61.63</td> <td>0.00</td> <td>100</td> <td>0</td> <td>PEAK</td> </tr> </tbody> </table>	Limit	Read	Ant	Cable	Preamp	Aux	APos	TPos	Remark	Freq	Level	Line	Margin	Level	Factor	Loss	Factor	Factor	MHz	dBuV/m	dBuV/m	dB	dBuV	dB/m	dB	dB	dB	1 10560.00	45.39	68.30	-22.91	55.03	37.73	14.26	61.63	0.00	100	0	PEAK	<table border="1"> <thead> <tr> <th>Limit</th> <th>Read</th> <th>Ant</th> <th>Cable</th> <th>Preamp</th> <th>Aux</th> <th>APos</th> <th>TPos</th> <th>Remark</th> </tr> <tr> <th>Freq</th> <th>Level</th> <th>Line</th> <th>Margin</th> <th>Level</th> <th>Factor</th> <th>Loss</th> <th>Factor</th> <th>Factor</th> </tr> <tr> <th>MHz</th> <th>dBuV/m</th> <th>dBuV/m</th> <th>dB</th> <th>dBuV</th> <th>dB/m</th> <th>dB</th> <th>dB</th> <th>dB</th> </tr> </thead> <tbody> <tr> <td>1 10560.00</td> <td>46.77</td> <td>68.30</td> <td>-21.53</td> <td>56.41</td> <td>37.73</td> <td>14.26</td> <td>61.63</td> <td>0.00</td> <td>300</td> <td>0</td> <td>PEAK</td> </tr> </tbody> </table>	Limit	Read	Ant	Cable	Preamp	Aux	APos	TPos	Remark	Freq	Level	Line	Margin	Level	Factor	Loss	Factor	Factor	MHz	dBuV/m	dBuV/m	dB	dBuV	dB/m	dB	dB	dB	1 10560.00	46.77	68.30	-21.53	56.41	37.73	14.26	61.63	0.00	300	0	PEAK
Limit	Read	Ant	Cable	Preamp	Aux	APos	TPos	Remark																																																																								
Freq	Level	Line	Margin	Level	Factor	Loss	Factor	Factor																																																																								
MHz	dBuV/m	dBuV/m	dB	dBuV	dB/m	dB	dB	dB																																																																								
1 10560.00	45.39	68.30	-22.91	55.03	37.73	14.26	61.63	0.00	100	0	PEAK																																																																					
Limit	Read	Ant	Cable	Preamp	Aux	APos	TPos	Remark																																																																								
Freq	Level	Line	Margin	Level	Factor	Loss	Factor	Factor																																																																								
MHz	dBuV/m	dBuV/m	dB	dBuV	dB/m	dB	dB	dB																																																																								
1 10560.00	46.77	68.30	-21.53	56.41	37.73	14.26	61.63	0.00	300	0	PEAK																																																																					



Mode	14																																																																													
	Harmonic																																																																													
	U-NII-2A_5.25-5.35_802.11ac_VHT20_CH60_Full_5300MHz																																																																													
Pol.	Horizontal	Vertical																																																																												
Peak Avg	<table border="1"> <thead> <tr> <th>Limit</th> <th>Read</th> <th>Ant</th> <th>Cable</th> <th>Preamp</th> <th>Aux</th> <th>APos</th> <th>TPos</th> <th>Remark</th> </tr> <tr> <th>Freq</th> <th>Level</th> <th>Line</th> <th>Margin</th> <th>Level</th> <th>Factor</th> <th>Loss</th> <th>Factor</th> <th>Factor</th> </tr> <tr> <th>MHz</th> <th>dBuV/m</th> <th>dBuV/m</th> <th>dB</th> <th>dBuV</th> <th>dB/m</th> <th>dB</th> <th>dB</th> <th>dB</th> </tr> </thead> <tbody> <tr> <td>1 10600.00</td> <td>45.88</td> <td>74.00</td> <td>-28.12</td> <td>55.47</td> <td>37.76</td> <td>14.29</td> <td>61.64</td> <td>0.00</td> <td>100</td> <td>0 PEAK</td> </tr> </tbody> </table>	Limit	Read	Ant	Cable	Preamp	Aux	APos	TPos	Remark	Freq	Level	Line	Margin	Level	Factor	Loss	Factor	Factor	MHz	dBuV/m	dBuV/m	dB	dBuV	dB/m	dB	dB	dB	1 10600.00	45.88	74.00	-28.12	55.47	37.76	14.29	61.64	0.00	100	0 PEAK	<table border="1"> <thead> <tr> <th>Limit</th> <th>Read</th> <th>Ant</th> <th>Cable</th> <th>Preamp</th> <th>Aux</th> <th>APos</th> <th>TPos</th> <th>Remark</th> </tr> <tr> <th>Freq</th> <th>Level</th> <th>Line</th> <th>Margin</th> <th>Level</th> <th>Factor</th> <th>Loss</th> <th>Factor</th> <th>Factor</th> </tr> <tr> <th>MHz</th> <th>dBuV/m</th> <th>dBuV/m</th> <th>dB</th> <th>dBuV</th> <th>dB/m</th> <th>dB</th> <th>dB</th> <th>dB</th> </tr> </thead> <tbody> <tr> <td>1 10600.00</td> <td>45.84</td> <td>74.00</td> <td>-28.16</td> <td>55.43</td> <td>37.76</td> <td>14.29</td> <td>61.64</td> <td>0.00</td> <td>300</td> <td>0 PEAK</td> </tr> </tbody> </table>	Limit	Read	Ant	Cable	Preamp	Aux	APos	TPos	Remark	Freq	Level	Line	Margin	Level	Factor	Loss	Factor	Factor	MHz	dBuV/m	dBuV/m	dB	dBuV	dB/m	dB	dB	dB	1 10600.00	45.84	74.00	-28.16	55.43	37.76	14.29	61.64	0.00	300	0 PEAK
Limit	Read	Ant	Cable	Preamp	Aux	APos	TPos	Remark																																																																						
Freq	Level	Line	Margin	Level	Factor	Loss	Factor	Factor																																																																						
MHz	dBuV/m	dBuV/m	dB	dBuV	dB/m	dB	dB	dB																																																																						
1 10600.00	45.88	74.00	-28.12	55.47	37.76	14.29	61.64	0.00	100	0 PEAK																																																																				
Limit	Read	Ant	Cable	Preamp	Aux	APos	TPos	Remark																																																																						
Freq	Level	Line	Margin	Level	Factor	Loss	Factor	Factor																																																																						
MHz	dBuV/m	dBuV/m	dB	dBuV	dB/m	dB	dB	dB																																																																						
1 10600.00	45.84	74.00	-28.16	55.43	37.76	14.29	61.64	0.00	300	0 PEAK																																																																				



		15																																																																																				
Mode		Band Edge																																																																																				
		U-NII-2A_5.25-5.35_802.11ac_VHT20_CH64_Full_5320MHz																																																																																				
Pol.		Horizontal					Fundamental																																																																															
Peak	 <p>Level (dBuV/m)</p> <p>Frequency (MHz)</p> <p>5G BAND 1---3</p> <table border="1"> <thead> <tr> <th>Limit</th> <th>Read</th> <th>Ant</th> <th>Cable</th> <th>Preamp</th> <th>Aux</th> <th>APos</th> <th>TPos</th> <th>Remark</th> </tr> <tr> <th>Freq</th> <th>Level</th> <th>Line Margin</th> <th>Level Factor</th> <th>Loss Factor</th> <th>Factor</th> <th></th> <th></th> <th></th> </tr> <tr> <th>MHz</th> <th>dBuV/m</th> <th>dBuV/m</th> <th>dB</th> <th>dBuV</th> <th>dB/m</th> <th>dB</th> <th>dB</th> <th>dB</th> <th>cm</th> <th>deg</th> </tr> </thead> <tbody> <tr> <td>1</td> <td>5433.40</td> <td>53.75</td> <td>74.00</td> <td>-20.25</td> <td>40.93</td> <td>34.00</td> <td>9.99</td> <td>31.97</td> <td>0.00</td> <td>100</td> <td>145</td> <td>PEAK</td> </tr> </tbody> </table>	Limit	Read	Ant	Cable	Preamp	Aux	APos	TPos	Remark	Freq	Level	Line Margin	Level Factor	Loss Factor	Factor				MHz	dBuV/m	dBuV/m	dB	dBuV	dB/m	dB	dB	dB	cm	deg	1	5433.40	53.75	74.00	-20.25	40.93	34.00	9.99	31.97	0.00	100	145	PEAK	 <p>Level (dBuV/m)</p> <p>Frequency (MHz)</p> <p>5G BAND 1---3</p> <table border="1"> <thead> <tr> <th>Limit</th> <th>Read</th> <th>Ant</th> <th>Cable</th> <th>Preamp</th> <th>Aux</th> <th>APos</th> <th>TPos</th> <th>Remark</th> </tr> <tr> <th>Freq</th> <th>Level</th> <th>Line Margin</th> <th>Level Factor</th> <th>Loss Factor</th> <th>Factor</th> <th></th> <th></th> <th></th> </tr> <tr> <th>MHz</th> <th>dBuV/m</th> <th>dBuV/m</th> <th>dB</th> <th>dBuV</th> <th>dB/m</th> <th>dB</th> <th>dB</th> <th>dB</th> <th>cm</th> <th>deg</th> </tr> </thead> <tbody> <tr> <td>1</td> <td>5320.00</td> <td>89.50</td> <td>-----</td> <td>-----</td> <td>76.94</td> <td>34.57</td> <td>9.90</td> <td>31.91</td> <td>0.00</td> <td>100</td> <td>145</td> <td>PEAK</td> </tr> </tbody> </table>	Limit	Read	Ant	Cable	Preamp	Aux	APos	TPos	Remark	Freq	Level	Line Margin	Level Factor	Loss Factor	Factor				MHz	dBuV/m	dBuV/m	dB	dBuV	dB/m	dB	dB	dB	cm	deg	1	5320.00	89.50	-----	-----	76.94	34.57	9.90	31.91	0.00	100	145	PEAK
	Limit	Read	Ant	Cable	Preamp	Aux	APos	TPos	Remark																																																																													
Freq	Level	Line Margin	Level Factor	Loss Factor	Factor																																																																																	
MHz	dBuV/m	dBuV/m	dB	dBuV	dB/m	dB	dB	dB	cm	deg																																																																												
1	5433.40	53.75	74.00	-20.25	40.93	34.00	9.99	31.97	0.00	100	145	PEAK																																																																										
Limit	Read	Ant	Cable	Preamp	Aux	APos	TPos	Remark																																																																														
Freq	Level	Line Margin	Level Factor	Loss Factor	Factor																																																																																	
MHz	dBuV/m	dBuV/m	dB	dBuV	dB/m	dB	dB	dB	cm	deg																																																																												
1	5320.00	89.50	-----	-----	76.94	34.57	9.90	31.91	0.00	100	145	PEAK																																																																										
Avg	 <p>Level (dBuV/m)</p> <p>Frequency (MHz)</p> <p>5G BAND 1---3 (AVG)</p> <table border="1"> <thead> <tr> <th>Limit</th> <th>Read</th> <th>Ant</th> <th>Cable</th> <th>Preamp</th> <th>Aux</th> <th>APos</th> <th>TPos</th> <th>Remark</th> </tr> <tr> <th>Freq</th> <th>Level</th> <th>Line Margin</th> <th>Level Factor</th> <th>Loss Factor</th> <th>Factor</th> <th></th> <th></th> <th></th> </tr> <tr> <th>MHz</th> <th>dBuV/m</th> <th>dBuV/m</th> <th>dB</th> <th>dBuV</th> <th>dB/m</th> <th>dB</th> <th>dB</th> <th>dB</th> <th>cm</th> <th>deg</th> </tr> </thead> <tbody> <tr> <td>1</td> <td>5460.00</td> <td>42.92</td> <td>54.00</td> <td>-11.08</td> <td>30.08</td> <td>34.00</td> <td>10.03</td> <td>31.99</td> <td>0.00</td> <td>100</td> <td>145</td> <td>AVERAGE</td> </tr> </tbody> </table>	Limit	Read	Ant	Cable	Preamp	Aux	APos	TPos	Remark	Freq	Level	Line Margin	Level Factor	Loss Factor	Factor				MHz	dBuV/m	dBuV/m	dB	dBuV	dB/m	dB	dB	dB	cm	deg	1	5460.00	42.92	54.00	-11.08	30.08	34.00	10.03	31.99	0.00	100	145	AVERAGE	 <p>Level (dBuV/m)</p> <p>Frequency (MHz)</p> <p>5G BAND 1---3 (AVG)</p> <table border="1"> <thead> <tr> <th>Limit</th> <th>Read</th> <th>Ant</th> <th>Cable</th> <th>Preamp</th> <th>Aux</th> <th>APos</th> <th>TPos</th> <th>Remark</th> </tr> <tr> <th>Freq</th> <th>Level</th> <th>Line Margin</th> <th>Level Factor</th> <th>Loss Factor</th> <th>Factor</th> <th></th> <th></th> <th></th> </tr> <tr> <th>MHz</th> <th>dBuV/m</th> <th>dBuV/m</th> <th>dB</th> <th>dBuV</th> <th>dB/m</th> <th>dB</th> <th>dB</th> <th>dB</th> <th>cm</th> <th>deg</th> </tr> </thead> <tbody> <tr> <td>1</td> <td>5320.00</td> <td>80.63</td> <td>-----</td> <td>-----</td> <td>68.07</td> <td>34.57</td> <td>9.90</td> <td>31.91</td> <td>0.00</td> <td>100</td> <td>145</td> <td>AVERAGE</td> </tr> </tbody> </table>	Limit	Read	Ant	Cable	Preamp	Aux	APos	TPos	Remark	Freq	Level	Line Margin	Level Factor	Loss Factor	Factor				MHz	dBuV/m	dBuV/m	dB	dBuV	dB/m	dB	dB	dB	cm	deg	1	5320.00	80.63	-----	-----	68.07	34.57	9.90	31.91	0.00	100	145	AVERAGE
	Limit	Read	Ant	Cable	Preamp	Aux	APos	TPos	Remark																																																																													
Freq	Level	Line Margin	Level Factor	Loss Factor	Factor																																																																																	
MHz	dBuV/m	dBuV/m	dB	dBuV	dB/m	dB	dB	dB	cm	deg																																																																												
1	5460.00	42.92	54.00	-11.08	30.08	34.00	10.03	31.99	0.00	100	145	AVERAGE																																																																										
Limit	Read	Ant	Cable	Preamp	Aux	APos	TPos	Remark																																																																														
Freq	Level	Line Margin	Level Factor	Loss Factor	Factor																																																																																	
MHz	dBuV/m	dBuV/m	dB	dBuV	dB/m	dB	dB	dB	cm	deg																																																																												
1	5320.00	80.63	-----	-----	68.07	34.57	9.90	31.91	0.00	100	145	AVERAGE																																																																										



		15																																																																																		
Mode		Band Edge																																																																																		
		U-NII-2A_5.25-5.35_802.11ac_VHT20_CH64_Full_5320MHz																																																																																		
Pol.		Vertical				Fundamental																																																																														
Peak	<table border="1"> <thead> <tr> <th>Limit</th> <th>Read</th> <th>Ant</th> <th>Cable</th> <th>Preamp</th> <th>Aux</th> <th>APos</th> <th>TPos</th> <th>Remark</th> </tr> <tr> <th>Freq</th> <th>Level</th> <th>Line</th> <th>Margin</th> <th>Level</th> <th>Factor</th> <th>Loss</th> <th>Factor</th> <th>Factor</th> </tr> <tr> <th>MHz</th> <th>dBuV/m</th> <th>dBuV/m</th> <th>dB</th> <th>dBuV</th> <th>dB/m</th> <th>dB</th> <th>dB</th> <th>cm</th> <th>deg</th> </tr> </thead> <tbody> <tr> <td>1</td> <td>5404.84</td> <td>55.29</td> <td>74.00</td> <td>-18.71</td> <td>42.51</td> <td>34.80</td> <td>9.94</td> <td>31.96</td> <td>0.00</td> <td>270</td> <td>222</td> <td>PEAK</td> </tr> </tbody> </table>	Limit	Read	Ant	Cable	Preamp	Aux	APos	TPos	Remark	Freq	Level	Line	Margin	Level	Factor	Loss	Factor	Factor	MHz	dBuV/m	dBuV/m	dB	dBuV	dB/m	dB	dB	cm	deg	1	5404.84	55.29	74.00	-18.71	42.51	34.80	9.94	31.96	0.00	270	222	PEAK	<table border="1"> <thead> <tr> <th>Limit</th> <th>Read</th> <th>Ant</th> <th>Cable</th> <th>Preamp</th> <th>Aux</th> <th>APos</th> <th>TPos</th> <th>Remark</th> </tr> <tr> <th>Freq</th> <th>Level</th> <th>Line</th> <th>Margin</th> <th>Level</th> <th>Factor</th> <th>Loss</th> <th>Factor</th> <th>Factor</th> </tr> <tr> <th>MHz</th> <th>dBuV/m</th> <th>dBuV/m</th> <th>dB</th> <th>dBuV</th> <th>dB/m</th> <th>dB</th> <th>dB</th> <th>cm</th> <th>deg</th> </tr> </thead> <tbody> <tr> <td>1</td> <td>5320.00</td> <td>107.56</td> <td>-----</td> <td>-----</td> <td>95.00</td> <td>34.57</td> <td>9.90</td> <td>31.91</td> <td>0.00</td> <td>270</td> <td>222</td> <td>PEAK</td> </tr> </tbody> </table>	Limit	Read	Ant	Cable	Preamp	Aux	APos	TPos	Remark	Freq	Level	Line	Margin	Level	Factor	Loss	Factor	Factor	MHz	dBuV/m	dBuV/m	dB	dBuV	dB/m	dB	dB	cm	deg	1	5320.00	107.56	-----	-----	95.00	34.57	9.90	31.91	0.00	270	222	PEAK
	Limit	Read	Ant	Cable	Preamp	Aux	APos	TPos	Remark																																																																											
Freq	Level	Line	Margin	Level	Factor	Loss	Factor	Factor																																																																												
MHz	dBuV/m	dBuV/m	dB	dBuV	dB/m	dB	dB	cm	deg																																																																											
1	5404.84	55.29	74.00	-18.71	42.51	34.80	9.94	31.96	0.00	270	222	PEAK																																																																								
Limit	Read	Ant	Cable	Preamp	Aux	APos	TPos	Remark																																																																												
Freq	Level	Line	Margin	Level	Factor	Loss	Factor	Factor																																																																												
MHz	dBuV/m	dBuV/m	dB	dBuV	dB/m	dB	dB	cm	deg																																																																											
1	5320.00	107.56	-----	-----	95.00	34.57	9.90	31.91	0.00	270	222	PEAK																																																																								
Avg	<table border="1"> <thead> <tr> <th>Limit</th> <th>Read</th> <th>Ant</th> <th>Cable</th> <th>Preamp</th> <th>Aux</th> <th>APos</th> <th>TPos</th> <th>Remark</th> </tr> <tr> <th>Freq</th> <th>Level</th> <th>Line</th> <th>Margin</th> <th>Level</th> <th>Factor</th> <th>Loss</th> <th>Factor</th> <th>Factor</th> </tr> <tr> <th>MHz</th> <th>dBuV/m</th> <th>dBuV/m</th> <th>dB</th> <th>dBuV</th> <th>dB/m</th> <th>dB</th> <th>dB</th> <th>cm</th> <th>deg</th> </tr> </thead> <tbody> <tr> <td>1</td> <td>5350.10</td> <td>45.40</td> <td>54.00</td> <td>-8.60</td> <td>32.77</td> <td>34.64</td> <td>9.91</td> <td>31.92</td> <td>0.00</td> <td>270</td> <td>222</td> <td>AVERAGE</td> </tr> </tbody> </table>	Limit	Read	Ant	Cable	Preamp	Aux	APos	TPos	Remark	Freq	Level	Line	Margin	Level	Factor	Loss	Factor	Factor	MHz	dBuV/m	dBuV/m	dB	dBuV	dB/m	dB	dB	cm	deg	1	5350.10	45.40	54.00	-8.60	32.77	34.64	9.91	31.92	0.00	270	222	AVERAGE	<table border="1"> <thead> <tr> <th>Limit</th> <th>Read</th> <th>Ant</th> <th>Cable</th> <th>Preamp</th> <th>Aux</th> <th>APos</th> <th>TPos</th> <th>Remark</th> </tr> <tr> <th>Freq</th> <th>Level</th> <th>Line</th> <th>Margin</th> <th>Level</th> <th>Factor</th> <th>Loss</th> <th>Factor</th> <th>Factor</th> </tr> <tr> <th>MHz</th> <th>dBuV/m</th> <th>dBuV/m</th> <th>dB</th> <th>dBuV</th> <th>dB/m</th> <th>dB</th> <th>dB</th> <th>cm</th> <th>deg</th> </tr> </thead> <tbody> <tr> <td>1</td> <td>5320.00</td> <td>98.80</td> <td>-----</td> <td>-----</td> <td>86.24</td> <td>34.57</td> <td>9.90</td> <td>31.91</td> <td>0.00</td> <td>270</td> <td>222</td> <td>AVERAGE</td> </tr> </tbody> </table>	Limit	Read	Ant	Cable	Preamp	Aux	APos	TPos	Remark	Freq	Level	Line	Margin	Level	Factor	Loss	Factor	Factor	MHz	dBuV/m	dBuV/m	dB	dBuV	dB/m	dB	dB	cm	deg	1	5320.00	98.80	-----	-----	86.24	34.57	9.90	31.91	0.00	270	222	AVERAGE
	Limit	Read	Ant	Cable	Preamp	Aux	APos	TPos	Remark																																																																											
Freq	Level	Line	Margin	Level	Factor	Loss	Factor	Factor																																																																												
MHz	dBuV/m	dBuV/m	dB	dBuV	dB/m	dB	dB	cm	deg																																																																											
1	5350.10	45.40	54.00	-8.60	32.77	34.64	9.91	31.92	0.00	270	222	AVERAGE																																																																								
Limit	Read	Ant	Cable	Preamp	Aux	APos	TPos	Remark																																																																												
Freq	Level	Line	Margin	Level	Factor	Loss	Factor	Factor																																																																												
MHz	dBuV/m	dBuV/m	dB	dBuV	dB/m	dB	dB	cm	deg																																																																											
1	5320.00	98.80	-----	-----	86.24	34.57	9.90	31.91	0.00	270	222	AVERAGE																																																																								



Mode	15																																																																																			
	Harmonic																																																																																			
	U-NII-2A_5.25-5.35_802.11ac_VHT20_CH64_Full_5320MHz																																																																																			
Pol.	Horizontal	Vertical																																																																																		
Peak Avg	<table border="1"> <thead> <tr> <th>Limit</th> <th>Read</th> <th>Ant</th> <th>Cable</th> <th>Preamp</th> <th>Aux</th> <th>APos</th> <th>TPos</th> <th>Remark</th> </tr> <tr> <th>Freq</th> <th>Level</th> <th>Line</th> <th>Margin</th> <th>Level</th> <th>Factor</th> <th>Loss</th> <th>Factor</th> <th>Factor</th> </tr> <tr> <th>MHz</th> <th>dBuV/m</th> <th>dBuV/m</th> <th>dB</th> <th>dBuV</th> <th>dB/m</th> <th>dB</th> <th>dB</th> <th>dB</th> <th>cm</th> <th>deg</th> </tr> </thead> <tbody> <tr> <td>1 10640.00</td> <td>46.19</td> <td>74.00</td> <td>-27.81</td> <td>55.74</td> <td>37.78</td> <td>14.32</td> <td>61.65</td> <td>0.00</td> <td>100</td> <td>0</td> <td>PEAK</td> </tr> </tbody> </table>	Limit	Read	Ant	Cable	Preamp	Aux	APos	TPos	Remark	Freq	Level	Line	Margin	Level	Factor	Loss	Factor	Factor	MHz	dBuV/m	dBuV/m	dB	dBuV	dB/m	dB	dB	dB	cm	deg	1 10640.00	46.19	74.00	-27.81	55.74	37.78	14.32	61.65	0.00	100	0	PEAK	<table border="1"> <thead> <tr> <th>Limit</th> <th>Read</th> <th>Ant</th> <th>Cable</th> <th>Preamp</th> <th>Aux</th> <th>APos</th> <th>TPos</th> <th>Remark</th> </tr> <tr> <th>Freq</th> <th>Level</th> <th>Line</th> <th>Margin</th> <th>Level</th> <th>Factor</th> <th>Loss</th> <th>Factor</th> <th>Factor</th> </tr> <tr> <th>MHz</th> <th>dBuV/m</th> <th>dBuV/m</th> <th>dB</th> <th>dBuV</th> <th>dB/m</th> <th>dB</th> <th>dB</th> <th>dB</th> <th>cm</th> <th>deg</th> </tr> </thead> <tbody> <tr> <td>1 10640.00</td> <td>45.61</td> <td>74.00</td> <td>-28.39</td> <td>55.16</td> <td>37.78</td> <td>14.32</td> <td>61.65</td> <td>0.00</td> <td>300</td> <td>0</td> <td>PEAK</td> </tr> </tbody> </table>	Limit	Read	Ant	Cable	Preamp	Aux	APos	TPos	Remark	Freq	Level	Line	Margin	Level	Factor	Loss	Factor	Factor	MHz	dBuV/m	dBuV/m	dB	dBuV	dB/m	dB	dB	dB	cm	deg	1 10640.00	45.61	74.00	-28.39	55.16	37.78	14.32	61.65	0.00	300	0	PEAK
Limit	Read	Ant	Cable	Preamp	Aux	APos	TPos	Remark																																																																												
Freq	Level	Line	Margin	Level	Factor	Loss	Factor	Factor																																																																												
MHz	dBuV/m	dBuV/m	dB	dBuV	dB/m	dB	dB	dB	cm	deg																																																																										
1 10640.00	46.19	74.00	-27.81	55.74	37.78	14.32	61.65	0.00	100	0	PEAK																																																																									
Limit	Read	Ant	Cable	Preamp	Aux	APos	TPos	Remark																																																																												
Freq	Level	Line	Margin	Level	Factor	Loss	Factor	Factor																																																																												
MHz	dBuV/m	dBuV/m	dB	dBuV	dB/m	dB	dB	dB	cm	deg																																																																										
1 10640.00	45.61	74.00	-28.39	55.16	37.78	14.32	61.65	0.00	300	0	PEAK																																																																									



		16																																																																																												
Mode		Band Edge																																																																																												
		U-NII-2C_5.47-5.725_802.11ac_VHT20_CH100_5500MHz																																																																																												
Pol.	Horizontal	Fundamental																																																																																												
Peak	<table border="1"> <thead> <tr> <th>Limit</th> <th>Read</th> <th>Ant</th> <th>Cable</th> <th>Preamp</th> <th>Aux</th> <th>APos</th> <th>TPos</th> <th>Remark</th> </tr> <tr> <th>Freq</th> <th>Level</th> <th>Line</th> <th>Margin</th> <th>Level</th> <th>Factor</th> <th>Loss</th> <th>Factor</th> <th>Factor</th> </tr> <tr> <th>MHz</th> <th>dBuV/m</th> <th>dBuV/m</th> <th>dB</th> <th>dBuV</th> <th>dB/m</th> <th>dB</th> <th>dB</th> <th>dB</th> </tr> </thead> <tbody> <tr> <td>1</td> <td>5431.75</td> <td>55.34</td> <td>74.00</td> <td>-18.66</td> <td>42.53</td> <td>34.00</td> <td>9.98</td> <td>31.97</td> <td>0.00</td> <td>100</td> <td>331</td> <td>PEAK</td> </tr> <tr> <td>2</td> <td>5469.40</td> <td>53.76</td> <td>68.30</td> <td>-14.54</td> <td>40.92</td> <td>34.00</td> <td>10.04</td> <td>32.00</td> <td>0.00</td> <td>100</td> <td>331</td> <td></td> </tr> </tbody> </table>	Limit	Read	Ant	Cable	Preamp	Aux	APos	TPos	Remark	Freq	Level	Line	Margin	Level	Factor	Loss	Factor	Factor	MHz	dBuV/m	dBuV/m	dB	dBuV	dB/m	dB	dB	dB	1	5431.75	55.34	74.00	-18.66	42.53	34.00	9.98	31.97	0.00	100	331	PEAK	2	5469.40	53.76	68.30	-14.54	40.92	34.00	10.04	32.00	0.00	100	331		<table border="1"> <thead> <tr> <th>Limit</th> <th>Read</th> <th>Ant</th> <th>Cable</th> <th>Preamp</th> <th>Aux</th> <th>APos</th> <th>TPos</th> <th>Remark</th> </tr> <tr> <th>Freq</th> <th>Level</th> <th>Line</th> <th>Margin</th> <th>Level</th> <th>Factor</th> <th>Loss</th> <th>Factor</th> <th>Factor</th> </tr> <tr> <th>MHz</th> <th>dBuV/m</th> <th>dBuV/m</th> <th>dB</th> <th>dBuV</th> <th>dB/m</th> <th>dB</th> <th>dB</th> <th>dB</th> </tr> </thead> <tbody> <tr> <td>1</td> <td>5500.00</td> <td>94.32</td> <td>-----</td> <td>81.44</td> <td>34.80</td> <td>10.10</td> <td>32.02</td> <td>0.00</td> <td>100</td> <td>331</td> <td>PEAK</td> </tr> </tbody> </table>	Limit	Read	Ant	Cable	Preamp	Aux	APos	TPos	Remark	Freq	Level	Line	Margin	Level	Factor	Loss	Factor	Factor	MHz	dBuV/m	dBuV/m	dB	dBuV	dB/m	dB	dB	dB	1	5500.00	94.32	-----	81.44	34.80	10.10	32.02	0.00	100	331	PEAK
Limit	Read	Ant	Cable	Preamp	Aux	APos	TPos	Remark																																																																																						
Freq	Level	Line	Margin	Level	Factor	Loss	Factor	Factor																																																																																						
MHz	dBuV/m	dBuV/m	dB	dBuV	dB/m	dB	dB	dB																																																																																						
1	5431.75	55.34	74.00	-18.66	42.53	34.00	9.98	31.97	0.00	100	331	PEAK																																																																																		
2	5469.40	53.76	68.30	-14.54	40.92	34.00	10.04	32.00	0.00	100	331																																																																																			
Limit	Read	Ant	Cable	Preamp	Aux	APos	TPos	Remark																																																																																						
Freq	Level	Line	Margin	Level	Factor	Loss	Factor	Factor																																																																																						
MHz	dBuV/m	dBuV/m	dB	dBuV	dB/m	dB	dB	dB																																																																																						
1	5500.00	94.32	-----	81.44	34.80	10.10	32.02	0.00	100	331	PEAK																																																																																			
Avg	<table border="1"> <thead> <tr> <th>Limit</th> <th>Read</th> <th>Ant</th> <th>Cable</th> <th>Preamp</th> <th>Aux</th> <th>APos</th> <th>TPos</th> <th>Remark</th> </tr> <tr> <th>Freq</th> <th>Level</th> <th>Line</th> <th>Margin</th> <th>Level</th> <th>Factor</th> <th>Loss</th> <th>Factor</th> <th>Factor</th> </tr> <tr> <th>MHz</th> <th>dBuV/m</th> <th>dBuV/m</th> <th>dB</th> <th>dBuV</th> <th>dB/m</th> <th>dB</th> <th>dB</th> <th>dB</th> </tr> </thead> <tbody> <tr> <td>1</td> <td>5455.75</td> <td>42.96</td> <td>54.00</td> <td>-11.04</td> <td>30.13</td> <td>34.00</td> <td>10.02</td> <td>31.99</td> <td>0.00</td> <td>100</td> <td>331</td> <td>AVERAGE</td> </tr> </tbody> </table>	Limit	Read	Ant	Cable	Preamp	Aux	APos	TPos	Remark	Freq	Level	Line	Margin	Level	Factor	Loss	Factor	Factor	MHz	dBuV/m	dBuV/m	dB	dBuV	dB/m	dB	dB	dB	1	5455.75	42.96	54.00	-11.04	30.13	34.00	10.02	31.99	0.00	100	331	AVERAGE	<table border="1"> <thead> <tr> <th>Limit</th> <th>Read</th> <th>Ant</th> <th>Cable</th> <th>Preamp</th> <th>Aux</th> <th>APos</th> <th>TPos</th> <th>Remark</th> </tr> <tr> <th>Freq</th> <th>Level</th> <th>Line</th> <th>Margin</th> <th>Level</th> <th>Factor</th> <th>Loss</th> <th>Factor</th> <th>Factor</th> </tr> <tr> <th>MHz</th> <th>dBuV/m</th> <th>dBuV/m</th> <th>dB</th> <th>dBuV</th> <th>dB/m</th> <th>dB</th> <th>dB</th> <th>dB</th> </tr> </thead> <tbody> <tr> <td>1</td> <td>5500.00</td> <td>86.11</td> <td>-----</td> <td>73.23</td> <td>34.80</td> <td>10.10</td> <td>32.02</td> <td>0.00</td> <td>100</td> <td>331</td> <td>AVERAGE</td> </tr> </tbody> </table>	Limit	Read	Ant	Cable	Preamp	Aux	APos	TPos	Remark	Freq	Level	Line	Margin	Level	Factor	Loss	Factor	Factor	MHz	dBuV/m	dBuV/m	dB	dBuV	dB/m	dB	dB	dB	1	5500.00	86.11	-----	73.23	34.80	10.10	32.02	0.00	100	331	AVERAGE													
Limit	Read	Ant	Cable	Preamp	Aux	APos	TPos	Remark																																																																																						
Freq	Level	Line	Margin	Level	Factor	Loss	Factor	Factor																																																																																						
MHz	dBuV/m	dBuV/m	dB	dBuV	dB/m	dB	dB	dB																																																																																						
1	5455.75	42.96	54.00	-11.04	30.13	34.00	10.02	31.99	0.00	100	331	AVERAGE																																																																																		
Limit	Read	Ant	Cable	Preamp	Aux	APos	TPos	Remark																																																																																						
Freq	Level	Line	Margin	Level	Factor	Loss	Factor	Factor																																																																																						
MHz	dBuV/m	dBuV/m	dB	dBuV	dB/m	dB	dB	dB																																																																																						
1	5500.00	86.11	-----	73.23	34.80	10.10	32.02	0.00	100	331	AVERAGE																																																																																			



		16																																																									
Mode		Band Edge																																																									
		U-NII-2C_5.47-5.725_802.11ac VHT20_CH100_5500MHz																																																									
Pol.		Vertical					Fundamental																																																				
Peak																																																											
		<table border="1"> <thead> <tr> <th>Limit</th> <th>Read</th> <th>Ant</th> <th>Cable</th> <th>Preamp</th> <th>Aux</th> <th>APos</th> <th>TPos</th> <th colspan="3">Remark</th> </tr> <tr> <th>Freq</th> <th>Level</th> <th>Line</th> <th>Margin</th> <th>Level</th> <th>Factor</th> <th>Loss</th> <th>Factor</th> <th>Factor</th> <th>cm</th> <th>deg</th> <th>Remark</th> </tr> </thead> <tbody> <tr> <td>1</td> <td>5447.35</td> <td>55.08</td> <td>74.00</td> <td>-18.92</td> <td>42.25</td> <td>34.00</td> <td>10.01</td> <td>31.98</td> <td>0.00</td> <td>300</td> <td>355</td> <td>PEAK</td> </tr> <tr> <td>2</td> <td>5468.80</td> <td>55.39</td> <td>68.30</td> <td>-12.91</td> <td>42.55</td> <td>34.00</td> <td>10.04</td> <td>32.00</td> <td>0.00</td> <td>300</td> <td>355</td> <td></td> </tr> </tbody> </table>										Limit	Read	Ant	Cable	Preamp	Aux	APos	TPos	Remark			Freq	Level	Line	Margin	Level	Factor	Loss	Factor	Factor	cm	deg	Remark	1	5447.35	55.08	74.00	-18.92	42.25	34.00	10.01	31.98	0.00	300	355	PEAK	2	5468.80	55.39	68.30	-12.91	42.55	34.00	10.04	32.00	0.00	300	355
Limit	Read	Ant	Cable	Preamp	Aux	APos	TPos	Remark																																																			
Freq	Level	Line	Margin	Level	Factor	Loss	Factor	Factor	cm	deg	Remark																																																
1	5447.35	55.08	74.00	-18.92	42.25	34.00	10.01	31.98	0.00	300	355	PEAK																																															
2	5468.80	55.39	68.30	-12.91	42.55	34.00	10.04	32.00	0.00	300	355																																																
Avg																																																											
		<table border="1"> <thead> <tr> <th>Limit</th> <th>Read</th> <th>Ant</th> <th>Cable</th> <th>Preamp</th> <th>Aux</th> <th>APos</th> <th>TPos</th> <th colspan="3">Remark</th> </tr> <tr> <th>Freq</th> <th>Level</th> <th>Line</th> <th>Margin</th> <th>Level</th> <th>Factor</th> <th>Loss</th> <th>Factor</th> <th>Factor</th> <th>cm</th> <th>deg</th> <th>Remark</th> </tr> </thead> <tbody> <tr> <td>1</td> <td>5459.00</td> <td>43.94</td> <td>54.00</td> <td>-10.06</td> <td>31.10</td> <td>34.00</td> <td>10.03</td> <td>31.99</td> <td>0.00</td> <td>300</td> <td>355</td> <td>AVERAGE</td> </tr> </tbody> </table>										Limit	Read	Ant	Cable	Preamp	Aux	APos	TPos	Remark			Freq	Level	Line	Margin	Level	Factor	Loss	Factor	Factor	cm	deg	Remark	1	5459.00	43.94	54.00	-10.06	31.10	34.00	10.03	31.99	0.00	300	355	AVERAGE												
Limit	Read	Ant	Cable	Preamp	Aux	APos	TPos	Remark																																																			
Freq	Level	Line	Margin	Level	Factor	Loss	Factor	Factor	cm	deg	Remark																																																
1	5459.00	43.94	54.00	-10.06	31.10	34.00	10.03	31.99	0.00	300	355	AVERAGE																																															
		<table border="1"> <thead> <tr> <th>Limit</th> <th>Read</th> <th>Ant</th> <th>Cable</th> <th>Preamp</th> <th>Aux</th> <th>APos</th> <th>TPos</th> <th colspan="3">Remark</th> </tr> <tr> <th>Freq</th> <th>Level</th> <th>Line</th> <th>Margin</th> <th>Level</th> <th>Factor</th> <th>Loss</th> <th>Factor</th> <th>Factor</th> <th>cm</th> <th>deg</th> <th>Remark</th> </tr> </thead> <tbody> <tr> <td>1</td> <td>5500.00</td> <td>105.78</td> <td>-----</td> <td>92.90</td> <td>34.80</td> <td>10.10</td> <td>32.02</td> <td>0.00</td> <td>300</td> <td>355</td> <td>PEAK</td> </tr> </tbody> </table>					Limit	Read	Ant	Cable	Preamp	Aux	APos	TPos	Remark			Freq	Level	Line	Margin	Level	Factor	Loss	Factor	Factor	cm	deg	Remark	1	5500.00	105.78	-----	92.90	34.80	10.10	32.02	0.00	300	355	PEAK																		
Limit	Read	Ant	Cable	Preamp	Aux	APos	TPos	Remark																																																			
Freq	Level	Line	Margin	Level	Factor	Loss	Factor	Factor	cm	deg	Remark																																																
1	5500.00	105.78	-----	92.90	34.80	10.10	32.02	0.00	300	355	PEAK																																																
		<table border="1"> <thead> <tr> <th>Limit</th> <th>Read</th> <th>Ant</th> <th>Cable</th> <th>Preamp</th> <th>Aux</th> <th>APos</th> <th>TPos</th> <th colspan="3">Remark</th> </tr> <tr> <th>Freq</th> <th>Level</th> <th>Line</th> <th>Margin</th> <th>Level</th> <th>Factor</th> <th>Loss</th> <th>Factor</th> <th>Factor</th> <th>cm</th> <th>deg</th> <th>Remark</th> </tr> </thead> <tbody> <tr> <td>1</td> <td>5500.00</td> <td>97.07</td> <td>-----</td> <td>84.19</td> <td>34.80</td> <td>10.09</td> <td>32.01</td> <td>0.00</td> <td>300</td> <td>355</td> <td>AVERAGE</td> </tr> </tbody> </table>					Limit	Read	Ant	Cable	Preamp	Aux	APos	TPos	Remark			Freq	Level	Line	Margin	Level	Factor	Loss	Factor	Factor	cm	deg	Remark	1	5500.00	97.07	-----	84.19	34.80	10.09	32.01	0.00	300	355	AVERAGE																		
Limit	Read	Ant	Cable	Preamp	Aux	APos	TPos	Remark																																																			
Freq	Level	Line	Margin	Level	Factor	Loss	Factor	Factor	cm	deg	Remark																																																
1	5500.00	97.07	-----	84.19	34.80	10.09	32.01	0.00	300	355	AVERAGE																																																

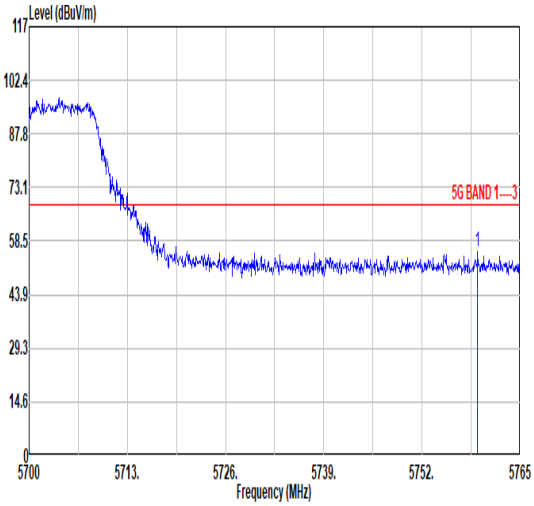
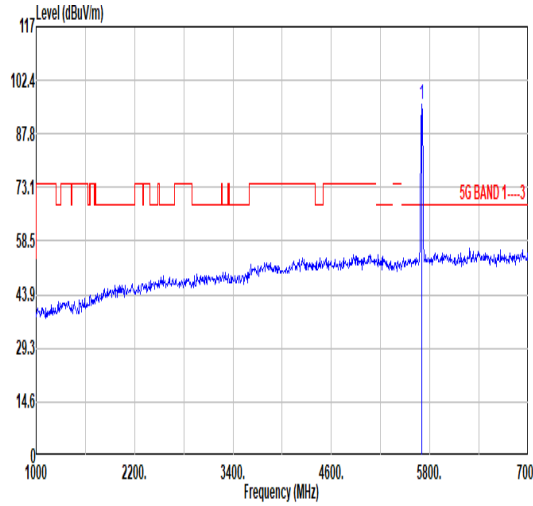
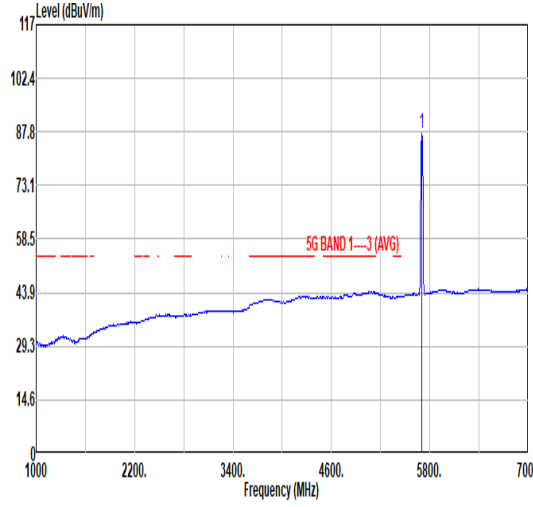


Mode	16																																																																																			
	Harmonic																																																																																			
	U-NII-2C_5.47-5.725_802.11ac_VHT20_CH100_5500MHz																																																																																			
Pol.	Horizontal	Vertical																																																																																		
Peak Avg	<table border="1"> <thead> <tr> <th>Limit</th> <th>Read</th> <th>Ant</th> <th>Cable</th> <th>Preamp</th> <th>Aux</th> <th>APos</th> <th>TPos</th> <th>Remark</th> </tr> <tr> <th>Freq</th> <th>Level</th> <th>Line</th> <th>Margin</th> <th>Level</th> <th>Factor</th> <th>Loss</th> <th>Factor</th> <th>Factor</th> </tr> <tr> <th>MHz</th> <th>dBuV/m</th> <th>dBuV/m</th> <th>dB</th> <th>dBuV</th> <th>dB/m</th> <th>dB</th> <th>dB</th> <th>dB</th> <th>cm</th> <th>deg</th> </tr> </thead> <tbody> <tr> <td>1 11000.00</td> <td>45.80</td> <td>74.00</td> <td>-28.20</td> <td>54.95</td> <td>38.00</td> <td>14.56</td> <td>61.71</td> <td>0.00</td> <td>100</td> <td>0</td> <td>PEAK</td> </tr> </tbody> </table>	Limit	Read	Ant	Cable	Preamp	Aux	APos	TPos	Remark	Freq	Level	Line	Margin	Level	Factor	Loss	Factor	Factor	MHz	dBuV/m	dBuV/m	dB	dBuV	dB/m	dB	dB	dB	cm	deg	1 11000.00	45.80	74.00	-28.20	54.95	38.00	14.56	61.71	0.00	100	0	PEAK	<table border="1"> <thead> <tr> <th>Limit</th> <th>Read</th> <th>Ant</th> <th>Cable</th> <th>Preamp</th> <th>Aux</th> <th>APos</th> <th>TPos</th> <th>Remark</th> </tr> <tr> <th>Freq</th> <th>Level</th> <th>Line</th> <th>Margin</th> <th>Level</th> <th>Factor</th> <th>Loss</th> <th>Factor</th> <th>Factor</th> </tr> <tr> <th>MHz</th> <th>dBuV/m</th> <th>dBuV/m</th> <th>dB</th> <th>dBuV</th> <th>dB/m</th> <th>dB</th> <th>dB</th> <th>dB</th> <th>cm</th> <th>deg</th> </tr> </thead> <tbody> <tr> <td>1 11000.00</td> <td>45.55</td> <td>74.00</td> <td>-28.45</td> <td>54.70</td> <td>38.00</td> <td>14.56</td> <td>61.71</td> <td>0.00</td> <td>300</td> <td>0</td> <td>PEAK</td> </tr> </tbody> </table>	Limit	Read	Ant	Cable	Preamp	Aux	APos	TPos	Remark	Freq	Level	Line	Margin	Level	Factor	Loss	Factor	Factor	MHz	dBuV/m	dBuV/m	dB	dBuV	dB/m	dB	dB	dB	cm	deg	1 11000.00	45.55	74.00	-28.45	54.70	38.00	14.56	61.71	0.00	300	0	PEAK
Limit	Read	Ant	Cable	Preamp	Aux	APos	TPos	Remark																																																																												
Freq	Level	Line	Margin	Level	Factor	Loss	Factor	Factor																																																																												
MHz	dBuV/m	dBuV/m	dB	dBuV	dB/m	dB	dB	dB	cm	deg																																																																										
1 11000.00	45.80	74.00	-28.20	54.95	38.00	14.56	61.71	0.00	100	0	PEAK																																																																									
Limit	Read	Ant	Cable	Preamp	Aux	APos	TPos	Remark																																																																												
Freq	Level	Line	Margin	Level	Factor	Loss	Factor	Factor																																																																												
MHz	dBuV/m	dBuV/m	dB	dBuV	dB/m	dB	dB	dB	cm	deg																																																																										
1 11000.00	45.55	74.00	-28.45	54.70	38.00	14.56	61.71	0.00	300	0	PEAK																																																																									

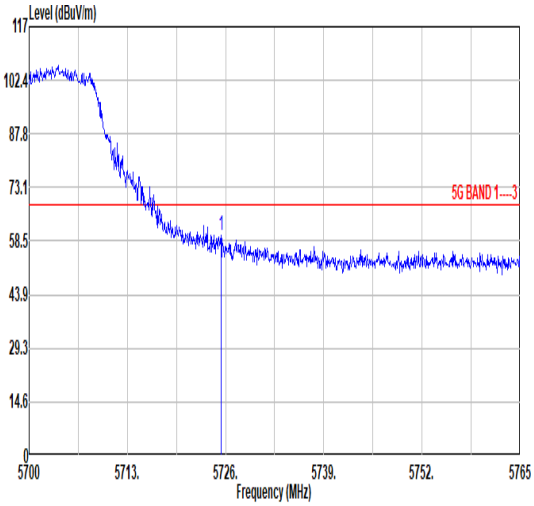
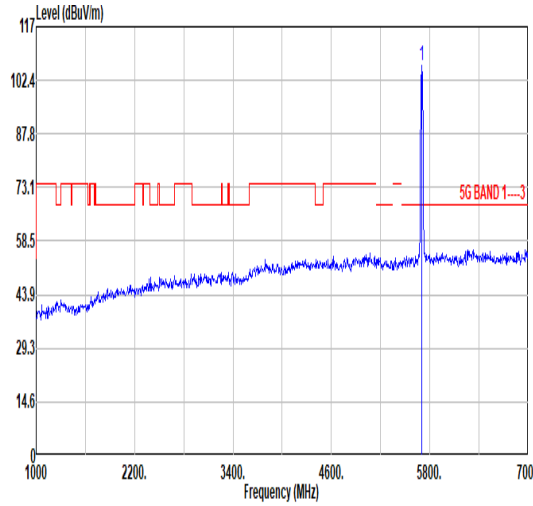
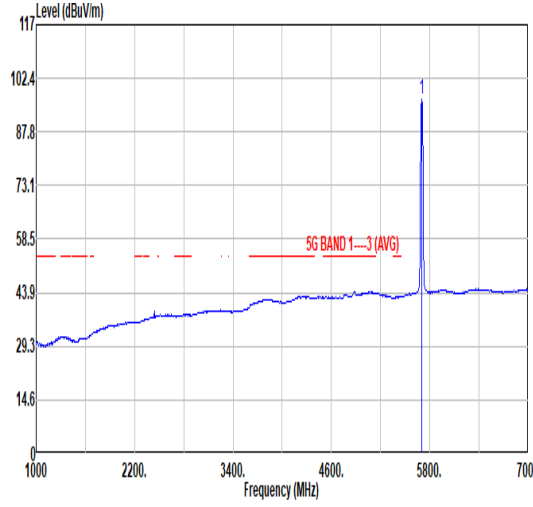


Mode	17																																																																													
	Harmonic																																																																													
	U-NII-2C_5.47-5.725_802.11ac_VHT20_CH116_5580MHz																																																																													
Pol.	Horizontal	Vertical																																																																												
Peak Avg	<table border="1"> <thead> <tr> <th>Limit</th> <th>Read</th> <th>Ant</th> <th>Cable</th> <th>Preamp</th> <th>Aux</th> <th>APos</th> <th>TPos</th> <th>Remark</th> </tr> <tr> <th>Freq</th> <th>Level</th> <th>Line</th> <th>Margin</th> <th>Level</th> <th>Factor</th> <th>Loss</th> <th>Factor</th> <th>Factor</th> </tr> <tr> <th>MHz</th> <th>dBuV/m</th> <th>dBuV/m</th> <th>dB</th> <th>dBuV</th> <th>dB/m</th> <th>dB</th> <th>dB</th> <th>dB</th> </tr> </thead> <tbody> <tr> <td>1 11160.00</td> <td>44.96</td> <td>74.00</td> <td>-29.04</td> <td>53.83</td> <td>38.10</td> <td>14.68</td> <td>61.65</td> <td>0.00</td> <td>300</td> <td>0 PEAK</td> </tr> </tbody> </table>	Limit	Read	Ant	Cable	Preamp	Aux	APos	TPos	Remark	Freq	Level	Line	Margin	Level	Factor	Loss	Factor	Factor	MHz	dBuV/m	dBuV/m	dB	dBuV	dB/m	dB	dB	dB	1 11160.00	44.96	74.00	-29.04	53.83	38.10	14.68	61.65	0.00	300	0 PEAK	<table border="1"> <thead> <tr> <th>Limit</th> <th>Read</th> <th>Ant</th> <th>Cable</th> <th>Preamp</th> <th>Aux</th> <th>APos</th> <th>TPos</th> <th>Remark</th> </tr> <tr> <th>Freq</th> <th>Level</th> <th>Line</th> <th>Margin</th> <th>Level</th> <th>Factor</th> <th>Loss</th> <th>Factor</th> <th>Factor</th> </tr> <tr> <th>MHz</th> <th>dBuV/m</th> <th>dBuV/m</th> <th>dB</th> <th>dBuV</th> <th>dB/m</th> <th>dB</th> <th>dB</th> <th>dB</th> </tr> </thead> <tbody> <tr> <td>1 11160.00</td> <td>45.56</td> <td>74.00</td> <td>-28.44</td> <td>54.43</td> <td>38.10</td> <td>14.68</td> <td>61.65</td> <td>0.00</td> <td>100</td> <td>0 PEAK</td> </tr> </tbody> </table>	Limit	Read	Ant	Cable	Preamp	Aux	APos	TPos	Remark	Freq	Level	Line	Margin	Level	Factor	Loss	Factor	Factor	MHz	dBuV/m	dBuV/m	dB	dBuV	dB/m	dB	dB	dB	1 11160.00	45.56	74.00	-28.44	54.43	38.10	14.68	61.65	0.00	100	0 PEAK
Limit	Read	Ant	Cable	Preamp	Aux	APos	TPos	Remark																																																																						
Freq	Level	Line	Margin	Level	Factor	Loss	Factor	Factor																																																																						
MHz	dBuV/m	dBuV/m	dB	dBuV	dB/m	dB	dB	dB																																																																						
1 11160.00	44.96	74.00	-29.04	53.83	38.10	14.68	61.65	0.00	300	0 PEAK																																																																				
Limit	Read	Ant	Cable	Preamp	Aux	APos	TPos	Remark																																																																						
Freq	Level	Line	Margin	Level	Factor	Loss	Factor	Factor																																																																						
MHz	dBuV/m	dBuV/m	dB	dBuV	dB/m	dB	dB	dB																																																																						
1 11160.00	45.56	74.00	-28.44	54.43	38.10	14.68	61.65	0.00	100	0 PEAK																																																																				



		18																																																																																
Mode		Band Edge																																																																																
		U-NII-2C_5.47-5.725_802.11ac_VHT20_CH140_5700MHz																																																																																
Pol.	Horizontal	Fundamental																																																																																
Peak	 <table border="1" data-bbox="263 1041 774 1176"> <thead> <tr> <th>Limit</th> <th>Read</th> <th>Ant</th> <th>Cable</th> <th>Preamp</th> <th>Aux</th> <th>APos</th> <th>TPos</th> <th>Remark</th> </tr> <tr> <th>Freq</th> <th>Level</th> <th>Line</th> <th>Margin</th> <th>Level</th> <th>Factor</th> <th>Loss</th> <th>Factor</th> <th>Factor</th> </tr> <tr> <th>MHz</th> <th>dBuV/m</th> <th>dBuV/m</th> <th>dB</th> <th>dBuV</th> <th>dB/m</th> <th>dB</th> <th>dB</th> <th>dB</th> </tr> </thead> <tbody> <tr> <td>1</td> <td>5759.35</td> <td>55.81</td> <td>68.30</td> <td>-12.49</td> <td>42.87</td> <td>34.57</td> <td>10.37</td> <td>32.00</td> <td>0.00</td> <td>362</td> <td>230</td> <td>PEAK</td> </tr> </tbody> </table>	Limit	Read	Ant	Cable	Preamp	Aux	APos	TPos	Remark	Freq	Level	Line	Margin	Level	Factor	Loss	Factor	Factor	MHz	dBuV/m	dBuV/m	dB	dBuV	dB/m	dB	dB	dB	1	5759.35	55.81	68.30	-12.49	42.87	34.57	10.37	32.00	0.00	362	230	PEAK	 <table border="1" data-bbox="901 1041 1412 1176"> <thead> <tr> <th>Limit</th> <th>Read</th> <th>Ant</th> <th>Cable</th> <th>Preamp</th> <th>Aux</th> <th>APos</th> <th>TPos</th> <th>Remark</th> </tr> <tr> <th>Freq</th> <th>Level</th> <th>Line</th> <th>Margin</th> <th>Level</th> <th>Factor</th> <th>Loss</th> <th>Factor</th> <th>Factor</th> </tr> <tr> <th>MHz</th> <th>dBuV/m</th> <th>dBuV/m</th> <th>dB</th> <th>dBuV</th> <th>dB/m</th> <th>dB</th> <th>dB</th> <th>dB</th> </tr> </thead> <tbody> <tr> <td>1</td> <td>5700.00</td> <td>95.00</td> <td>-----</td> <td>-----</td> <td>83.01</td> <td>34.51</td> <td>10.33</td> <td>32.05</td> <td>0.00</td> <td>362</td> <td>230</td> <td>PEAK</td> </tr> </tbody> </table>	Limit	Read	Ant	Cable	Preamp	Aux	APos	TPos	Remark	Freq	Level	Line	Margin	Level	Factor	Loss	Factor	Factor	MHz	dBuV/m	dBuV/m	dB	dBuV	dB/m	dB	dB	dB	1	5700.00	95.00	-----	-----	83.01	34.51	10.33	32.05	0.00	362	230	PEAK
Limit	Read	Ant	Cable	Preamp	Aux	APos	TPos	Remark																																																																										
Freq	Level	Line	Margin	Level	Factor	Loss	Factor	Factor																																																																										
MHz	dBuV/m	dBuV/m	dB	dBuV	dB/m	dB	dB	dB																																																																										
1	5759.35	55.81	68.30	-12.49	42.87	34.57	10.37	32.00	0.00	362	230	PEAK																																																																						
Limit	Read	Ant	Cable	Preamp	Aux	APos	TPos	Remark																																																																										
Freq	Level	Line	Margin	Level	Factor	Loss	Factor	Factor																																																																										
MHz	dBuV/m	dBuV/m	dB	dBuV	dB/m	dB	dB	dB																																																																										
1	5700.00	95.00	-----	-----	83.01	34.51	10.33	32.05	0.00	362	230	PEAK																																																																						
Avg	Blank	 <table border="1" data-bbox="901 1724 1412 1859"> <thead> <tr> <th>Limit</th> <th>Read</th> <th>Ant</th> <th>Cable</th> <th>Preamp</th> <th>Aux</th> <th>APos</th> <th>TPos</th> <th>Remark</th> </tr> <tr> <th>Freq</th> <th>Level</th> <th>Line</th> <th>Margin</th> <th>Level</th> <th>Factor</th> <th>Loss</th> <th>Factor</th> <th>Factor</th> </tr> <tr> <th>MHz</th> <th>dBuV/m</th> <th>dBuV/m</th> <th>dB</th> <th>dBuV</th> <th>dB/m</th> <th>dB</th> <th>dB</th> <th>dB</th> </tr> </thead> <tbody> <tr> <td>1</td> <td>5700.00</td> <td>87.25</td> <td>-----</td> <td>-----</td> <td>74.46</td> <td>34.51</td> <td>10.33</td> <td>32.05</td> <td>0.00</td> <td>362</td> <td>230</td> <td>AVERAGE</td> </tr> </tbody> </table>		Limit	Read	Ant	Cable	Preamp	Aux	APos	TPos	Remark	Freq	Level	Line	Margin	Level	Factor	Loss	Factor	Factor	MHz	dBuV/m	dBuV/m	dB	dBuV	dB/m	dB	dB	dB	1	5700.00	87.25	-----	-----	74.46	34.51	10.33	32.05	0.00	362	230	AVERAGE																																							
Limit	Read	Ant	Cable	Preamp	Aux	APos	TPos	Remark																																																																										
Freq	Level	Line	Margin	Level	Factor	Loss	Factor	Factor																																																																										
MHz	dBuV/m	dBuV/m	dB	dBuV	dB/m	dB	dB	dB																																																																										
1	5700.00	87.25	-----	-----	74.46	34.51	10.33	32.05	0.00	362	230	AVERAGE																																																																						



		18																																																																																
Mode	Band Edge																																																																																	
	U-NII-2C_5.47-5.725_802.11ac_VHT20_CH140_5700MHz																																																																																	
Pol.	Vertical	Fundamental																																																																																
Peak	 <table border="1" data-bbox="263 1041 774 1176"> <thead> <tr> <th>Limit</th> <th>Read</th> <th>Ant</th> <th>Cable</th> <th>Preamp</th> <th>Aux</th> <th>APos</th> <th>TPos</th> <th>Remark</th> </tr> <tr> <th>Freq</th> <th>Level</th> <th>Line</th> <th>Margin</th> <th>Level</th> <th>Factor</th> <th>Loss</th> <th>Factor</th> <th>Factor</th> </tr> <tr> <th>MHz</th> <th>dBuV/m</th> <th>dBuV/m</th> <th>dB</th> <th>dBuV</th> <th>dB/m</th> <th>dB</th> <th>dB</th> <th>dB</th> </tr> </thead> <tbody> <tr> <td>1</td> <td>5725.42</td> <td>59.92</td> <td>68.30</td> <td>-8.38</td> <td>47.08</td> <td>34.53</td> <td>10.34</td> <td>32.03</td> <td>0.00</td> <td>279</td> <td>0</td> <td>PEAK</td> </tr> </tbody> </table>	Limit	Read	Ant	Cable	Preamp	Aux	APos	TPos	Remark	Freq	Level	Line	Margin	Level	Factor	Loss	Factor	Factor	MHz	dBuV/m	dBuV/m	dB	dBuV	dB/m	dB	dB	dB	1	5725.42	59.92	68.30	-8.38	47.08	34.53	10.34	32.03	0.00	279	0	PEAK	 <table border="1" data-bbox="901 1041 1412 1176"> <thead> <tr> <th>Limit</th> <th>Read</th> <th>Ant</th> <th>Cable</th> <th>Preamp</th> <th>Aux</th> <th>APos</th> <th>TPos</th> <th>Remark</th> </tr> <tr> <th>Freq</th> <th>Level</th> <th>Line</th> <th>Margin</th> <th>Level</th> <th>Factor</th> <th>Loss</th> <th>Factor</th> <th>Factor</th> </tr> <tr> <th>MHz</th> <th>dBuV/m</th> <th>dBuV/m</th> <th>dB</th> <th>dBuV</th> <th>dB/m</th> <th>dB</th> <th>dB</th> <th>dB</th> </tr> </thead> <tbody> <tr> <td>1</td> <td>5700.00</td> <td>106.44</td> <td>-----</td> <td>-----</td> <td>93.65</td> <td>34.51</td> <td>10.33</td> <td>32.05</td> <td>0.00</td> <td>279</td> <td>0</td> <td>PEAK</td> </tr> </tbody> </table>	Limit	Read	Ant	Cable	Preamp	Aux	APos	TPos	Remark	Freq	Level	Line	Margin	Level	Factor	Loss	Factor	Factor	MHz	dBuV/m	dBuV/m	dB	dBuV	dB/m	dB	dB	dB	1	5700.00	106.44	-----	-----	93.65	34.51	10.33	32.05	0.00	279	0	PEAK
	Limit	Read	Ant	Cable	Preamp	Aux	APos	TPos	Remark																																																																									
Freq	Level	Line	Margin	Level	Factor	Loss	Factor	Factor																																																																										
MHz	dBuV/m	dBuV/m	dB	dBuV	dB/m	dB	dB	dB																																																																										
1	5725.42	59.92	68.30	-8.38	47.08	34.53	10.34	32.03	0.00	279	0	PEAK																																																																						
Limit	Read	Ant	Cable	Preamp	Aux	APos	TPos	Remark																																																																										
Freq	Level	Line	Margin	Level	Factor	Loss	Factor	Factor																																																																										
MHz	dBuV/m	dBuV/m	dB	dBuV	dB/m	dB	dB	dB																																																																										
1	5700.00	106.44	-----	-----	93.65	34.51	10.33	32.05	0.00	279	0	PEAK																																																																						
Avg	Blank	 <table border="1" data-bbox="901 1724 1412 1859"> <thead> <tr> <th>Limit</th> <th>Read</th> <th>Ant</th> <th>Cable</th> <th>Preamp</th> <th>Aux</th> <th>APos</th> <th>TPos</th> <th>Remark</th> </tr> <tr> <th>Freq</th> <th>Level</th> <th>Line</th> <th>Margin</th> <th>Level</th> <th>Factor</th> <th>Loss</th> <th>Factor</th> <th>Factor</th> </tr> <tr> <th>MHz</th> <th>dBuV/m</th> <th>dBuV/m</th> <th>dB</th> <th>dBuV</th> <th>dB/m</th> <th>dB</th> <th>dB</th> <th>dB</th> </tr> </thead> <tbody> <tr> <td>1</td> <td>5700.00</td> <td>96.65</td> <td>-----</td> <td>-----</td> <td>83.86</td> <td>34.51</td> <td>10.33</td> <td>32.05</td> <td>0.00</td> <td>279</td> <td>0</td> <td>AVERAGE</td> </tr> </tbody> </table>		Limit	Read	Ant	Cable	Preamp	Aux	APos	TPos	Remark	Freq	Level	Line	Margin	Level	Factor	Loss	Factor	Factor	MHz	dBuV/m	dBuV/m	dB	dBuV	dB/m	dB	dB	dB	1	5700.00	96.65	-----	-----	83.86	34.51	10.33	32.05	0.00	279	0	AVERAGE																																							
Limit	Read	Ant	Cable	Preamp	Aux	APos	TPos	Remark																																																																										
Freq	Level	Line	Margin	Level	Factor	Loss	Factor	Factor																																																																										
MHz	dBuV/m	dBuV/m	dB	dBuV	dB/m	dB	dB	dB																																																																										
1	5700.00	96.65	-----	-----	83.86	34.51	10.33	32.05	0.00	279	0	AVERAGE																																																																						



Mode	18																																																																															
	Harmonic																																																																															
	U-NII-2C_5.47-5.725_802.11ac_VHT20_CH140_5700MHz																																																																															
Pol.	Horizontal	Vertical																																																																														
Peak Avg	<table border="1"> <thead> <tr> <th>Limit</th> <th>Read</th> <th>Ant</th> <th>Cable</th> <th>Preamp</th> <th>Aux</th> <th>APos</th> <th>TPos</th> <th>Remark</th> </tr> <tr> <th>Freq</th> <th>Level</th> <th>Line</th> <th>Margin</th> <th>Level</th> <th>Factor</th> <th>Loss</th> <th>Factor</th> <th>Factor</th> </tr> <tr> <th>MHz</th> <th>dBuV/m</th> <th>dBuV/m</th> <th>dB</th> <th>dBuV</th> <th>dB/m</th> <th>dB</th> <th>dB</th> <th>dB</th> </tr> </thead> <tbody> <tr> <td>1 11400.00</td> <td>45.72</td> <td>74.00</td> <td>-28.28</td> <td>54.18</td> <td>38.24</td> <td>14.85</td> <td>61.55</td> <td>0.00</td> <td>300</td> <td>0</td> <td>PEAK</td> </tr> </tbody> </table>	Limit	Read	Ant	Cable	Preamp	Aux	APos	TPos	Remark	Freq	Level	Line	Margin	Level	Factor	Loss	Factor	Factor	MHz	dBuV/m	dBuV/m	dB	dBuV	dB/m	dB	dB	dB	1 11400.00	45.72	74.00	-28.28	54.18	38.24	14.85	61.55	0.00	300	0	PEAK	<table border="1"> <thead> <tr> <th>Limit</th> <th>Read</th> <th>Ant</th> <th>Cable</th> <th>Preamp</th> <th>Aux</th> <th>APos</th> <th>TPos</th> <th>Remark</th> </tr> <tr> <th>Freq</th> <th>Level</th> <th>Line</th> <th>Margin</th> <th>Level</th> <th>Factor</th> <th>Loss</th> <th>Factor</th> <th>Factor</th> </tr> <tr> <th>MHz</th> <th>dBuV/m</th> <th>dBuV/m</th> <th>dB</th> <th>dBuV</th> <th>dB/m</th> <th>dB</th> <th>dB</th> <th>dB</th> </tr> </thead> <tbody> <tr> <td>1 11400.00</td> <td>45.94</td> <td>74.00</td> <td>-28.06</td> <td>54.40</td> <td>38.24</td> <td>14.85</td> <td>61.55</td> <td>0.00</td> <td>100</td> <td>0</td> <td>PEAK</td> </tr> </tbody> </table>	Limit	Read	Ant	Cable	Preamp	Aux	APos	TPos	Remark	Freq	Level	Line	Margin	Level	Factor	Loss	Factor	Factor	MHz	dBuV/m	dBuV/m	dB	dBuV	dB/m	dB	dB	dB	1 11400.00	45.94	74.00	-28.06	54.40	38.24	14.85	61.55	0.00	100	0	PEAK
Limit	Read	Ant	Cable	Preamp	Aux	APos	TPos	Remark																																																																								
Freq	Level	Line	Margin	Level	Factor	Loss	Factor	Factor																																																																								
MHz	dBuV/m	dBuV/m	dB	dBuV	dB/m	dB	dB	dB																																																																								
1 11400.00	45.72	74.00	-28.28	54.18	38.24	14.85	61.55	0.00	300	0	PEAK																																																																					
Limit	Read	Ant	Cable	Preamp	Aux	APos	TPos	Remark																																																																								
Freq	Level	Line	Margin	Level	Factor	Loss	Factor	Factor																																																																								
MHz	dBuV/m	dBuV/m	dB	dBuV	dB/m	dB	dB	dB																																																																								
1 11400.00	45.94	74.00	-28.06	54.40	38.24	14.85	61.55	0.00	100	0	PEAK																																																																					



		19																																																																																															
Mode		Band Edge - L																																																																																															
		U-NII-1_5.15-5.25_802.11ac VHT40_CH38_Full_5190MHz																																																																																															
Pol.		Horizontal					Fundamental																																																																																										
Peak																																																																																																	
		<table border="1"> <thead> <tr> <th>Limit</th> <th>Read</th> <th>Ant</th> <th>Cable</th> <th>Aux</th> <th>APos</th> <th>TPos</th> </tr> <tr> <th>Freq</th> <th>Level</th> <th>Line</th> <th>Margin</th> <th>Level</th> <th>Factor</th> <th>Loss</th> <th>Factor</th> <th>Factor</th> <th>Factor</th> <th>Factor</th> <th>Remark</th> </tr> <tr> <th>MHz</th> <th>dBuV/m</th> <th>dBuV/m</th> <th>dB</th> <th>dBuV</th> <th>dB/m</th> <th>dB</th> <th>dB</th> <th>dB</th> <th>cm</th> <th>deg</th> <th></th> </tr> </thead> <tbody> <tr> <td>1</td> <td>5146.70</td> <td>55.76</td> <td>74.00</td> <td>-18.24</td> <td>43.68</td> <td>34.10</td> <td>9.78</td> <td>31.00</td> <td>0.00</td> <td>100</td> <td>144 PEAK</td> </tr> </tbody> </table>					Limit	Read	Ant	Cable	Aux	APos	TPos	Freq	Level	Line	Margin	Level	Factor	Loss	Factor	Factor	Factor	Factor	Remark	MHz	dBuV/m	dBuV/m	dB	dBuV	dB/m	dB	dB	dB	cm	deg		1	5146.70	55.76	74.00	-18.24	43.68	34.10	9.78	31.00	0.00	100	144 PEAK	<table border="1"> <thead> <tr> <th>Limit</th> <th>Read</th> <th>Ant</th> <th>Cable</th> <th>Aux</th> <th>APos</th> <th>TPos</th> </tr> <tr> <th>Freq</th> <th>Level</th> <th>Line</th> <th>Margin</th> <th>Level</th> <th>Factor</th> <th>Loss</th> <th>Factor</th> <th>Factor</th> <th>Factor</th> <th>Factor</th> <th>Remark</th> </tr> <tr> <th>MHz</th> <th>dBuV/m</th> <th>dBuV/m</th> <th>dB</th> <th>dBuV</th> <th>dB/m</th> <th>dB</th> <th>dB</th> <th>dB</th> <th>cm</th> <th>deg</th> <th></th> </tr> </thead> <tbody> <tr> <td>1</td> <td>5190.00</td> <td>85.99</td> <td>-----</td> <td>-----</td> <td>73.89</td> <td>34.10</td> <td>9.83</td> <td>31.83</td> <td>0.00</td> <td>100</td> <td>144 PEAK</td> </tr> </tbody> </table>					Limit	Read	Ant	Cable	Aux	APos	TPos	Freq	Level	Line	Margin	Level	Factor	Loss	Factor	Factor	Factor	Factor	Remark	MHz	dBuV/m	dBuV/m	dB	dBuV	dB/m	dB	dB	dB	cm	deg		1	5190.00	85.99	-----	-----	73.89	34.10	9.83	31.83	0.00	100	144 PEAK
Limit	Read	Ant	Cable	Aux	APos	TPos																																																																																											
Freq	Level	Line	Margin	Level	Factor	Loss	Factor	Factor	Factor	Factor	Remark																																																																																						
MHz	dBuV/m	dBuV/m	dB	dBuV	dB/m	dB	dB	dB	cm	deg																																																																																							
1	5146.70	55.76	74.00	-18.24	43.68	34.10	9.78	31.00	0.00	100	144 PEAK																																																																																						
Limit	Read	Ant	Cable	Aux	APos	TPos																																																																																											
Freq	Level	Line	Margin	Level	Factor	Loss	Factor	Factor	Factor	Factor	Remark																																																																																						
MHz	dBuV/m	dBuV/m	dB	dBuV	dB/m	dB	dB	dB	cm	deg																																																																																							
1	5190.00	85.99	-----	-----	73.89	34.10	9.83	31.83	0.00	100	144 PEAK																																																																																						
Avg																																																																																																	
		<table border="1"> <thead> <tr> <th>Limit</th> <th>Read</th> <th>Ant</th> <th>Cable</th> <th>Aux</th> <th>APos</th> <th>TPos</th> </tr> <tr> <th>Freq</th> <th>Level</th> <th>Line</th> <th>Margin</th> <th>Level</th> <th>Factor</th> <th>Loss</th> <th>Factor</th> <th>Factor</th> <th>Factor</th> <th>Factor</th> <th>Remark</th> </tr> <tr> <th>MHz</th> <th>dBuV/m</th> <th>dBuV/m</th> <th>dB</th> <th>dBuV</th> <th>dB/m</th> <th>dB</th> <th>dB</th> <th>dB</th> <th>cm</th> <th>deg</th> <th></th> </tr> </thead> <tbody> <tr> <td>1</td> <td>5146.60</td> <td>44.28</td> <td>54.00</td> <td>-9.72</td> <td>32.20</td> <td>34.10</td> <td>9.78</td> <td>31.00</td> <td>0.00</td> <td>100</td> <td>144 AVERAGE</td> </tr> </tbody> </table>					Limit	Read	Ant	Cable	Aux	APos	TPos	Freq	Level	Line	Margin	Level	Factor	Loss	Factor	Factor	Factor	Factor	Remark	MHz	dBuV/m	dBuV/m	dB	dBuV	dB/m	dB	dB	dB	cm	deg		1	5146.60	44.28	54.00	-9.72	32.20	34.10	9.78	31.00	0.00	100	144 AVERAGE	<table border="1"> <thead> <tr> <th>Limit</th> <th>Read</th> <th>Ant</th> <th>Cable</th> <th>Aux</th> <th>APos</th> <th>TPos</th> </tr> <tr> <th>Freq</th> <th>Level</th> <th>Line</th> <th>Margin</th> <th>Level</th> <th>Factor</th> <th>Loss</th> <th>Factor</th> <th>Factor</th> <th>Factor</th> <th>Factor</th> <th>Remark</th> </tr> <tr> <th>MHz</th> <th>dBuV/m</th> <th>dBuV/m</th> <th>dB</th> <th>dBuV</th> <th>dB/m</th> <th>dB</th> <th>dB</th> <th>dB</th> <th>cm</th> <th>deg</th> <th></th> </tr> </thead> <tbody> <tr> <td>1</td> <td>5190.00</td> <td>76.41</td> <td>-----</td> <td>-----</td> <td>64.31</td> <td>34.10</td> <td>9.83</td> <td>31.83</td> <td>0.00</td> <td>100</td> <td>144 AVERAGE</td> </tr> </tbody> </table>					Limit	Read	Ant	Cable	Aux	APos	TPos	Freq	Level	Line	Margin	Level	Factor	Loss	Factor	Factor	Factor	Factor	Remark	MHz	dBuV/m	dBuV/m	dB	dBuV	dB/m	dB	dB	dB	cm	deg		1	5190.00	76.41	-----	-----	64.31	34.10	9.83	31.83	0.00	100	144 AVERAGE
Limit	Read	Ant	Cable	Aux	APos	TPos																																																																																											
Freq	Level	Line	Margin	Level	Factor	Loss	Factor	Factor	Factor	Factor	Remark																																																																																						
MHz	dBuV/m	dBuV/m	dB	dBuV	dB/m	dB	dB	dB	cm	deg																																																																																							
1	5146.60	44.28	54.00	-9.72	32.20	34.10	9.78	31.00	0.00	100	144 AVERAGE																																																																																						
Limit	Read	Ant	Cable	Aux	APos	TPos																																																																																											
Freq	Level	Line	Margin	Level	Factor	Loss	Factor	Factor	Factor	Factor	Remark																																																																																						
MHz	dBuV/m	dBuV/m	dB	dBuV	dB/m	dB	dB	dB	cm	deg																																																																																							
1	5190.00	76.41	-----	-----	64.31	34.10	9.83	31.83	0.00	100	144 AVERAGE																																																																																						



		19																																														
Mode	Band Edge - R																																															
	U-NII-1_5.15-5.25_802.11ac VHT40_CH38_Full_5190MHz																																															
Pol.	Horizontal	Fundamental																																														
Peak	<table border="1"> <thead> <tr> <th>Limit</th> <th>Read</th> <th>Ant</th> <th>Cable</th> <th>Preamp</th> <th>Aux</th> <th>APos</th> <th>TPos</th> </tr> <tr> <th>Freq</th> <th>Level</th> <th>Line</th> <th>Margin</th> <th>Level</th> <th>Factor</th> <th>Loss</th> <th>Factor</th> <th>Factor</th> <th>cm</th> <th>deg</th> <th>Remark</th> </tr> <tr> <th>MHz</th> <th>dBuV/m</th> <th>dBuV/m</th> <th>dB</th> <th>dBuV</th> <th>dB/m</th> <th>dB</th> <th>dB</th> <th>dB</th> <th>cm</th> <th>deg</th> <th></th> </tr> </thead> <tbody> <tr> <td>1</td> <td>5455.68</td> <td>53.71</td> <td>74.00</td> <td>-20.29</td> <td>40.88</td> <td>34.80</td> <td>10.02</td> <td>31.99</td> <td>0.00</td> <td>100</td> <td>144</td> <td>PEAK</td> </tr> </tbody> </table>	Limit	Read	Ant	Cable	Preamp	Aux	APos	TPos	Freq	Level	Line	Margin	Level	Factor	Loss	Factor	Factor	cm	deg	Remark	MHz	dBuV/m	dBuV/m	dB	dBuV	dB/m	dB	dB	dB	cm	deg		1	5455.68	53.71	74.00	-20.29	40.88	34.80	10.02	31.99	0.00	100	144	PEAK	Blank	
Limit	Read	Ant	Cable	Preamp	Aux	APos	TPos																																									
Freq	Level	Line	Margin	Level	Factor	Loss	Factor	Factor	cm	deg	Remark																																					
MHz	dBuV/m	dBuV/m	dB	dBuV	dB/m	dB	dB	dB	cm	deg																																						
1	5455.68	53.71	74.00	-20.29	40.88	34.80	10.02	31.99	0.00	100	144	PEAK																																				
Avg	<table border="1"> <thead> <tr> <th>Limit</th> <th>Read</th> <th>Ant</th> <th>Cable</th> <th>Preamp</th> <th>Aux</th> <th>APos</th> <th>TPos</th> </tr> <tr> <th>Freq</th> <th>Level</th> <th>Line</th> <th>Margin</th> <th>Level</th> <th>Factor</th> <th>Loss</th> <th>Factor</th> <th>Factor</th> <th>cm</th> <th>deg</th> <th>Remark</th> </tr> <tr> <th>MHz</th> <th>dBuV/m</th> <th>dBuV/m</th> <th>dB</th> <th>dBuV</th> <th>dB/m</th> <th>dB</th> <th>dB</th> <th>dB</th> <th>cm</th> <th>deg</th> <th></th> </tr> </thead> <tbody> <tr> <td>1</td> <td>5397.36</td> <td>43.05</td> <td>54.00</td> <td>-10.95</td> <td>30.28</td> <td>34.78</td> <td>9.94</td> <td>31.95</td> <td>0.00</td> <td>100</td> <td>144</td> <td>AVERAGE</td> </tr> </tbody> </table>	Limit	Read	Ant	Cable	Preamp	Aux	APos	TPos	Freq	Level	Line	Margin	Level	Factor	Loss	Factor	Factor	cm	deg	Remark	MHz	dBuV/m	dBuV/m	dB	dBuV	dB/m	dB	dB	dB	cm	deg		1	5397.36	43.05	54.00	-10.95	30.28	34.78	9.94	31.95	0.00	100	144	AVERAGE	Blank	
Limit	Read	Ant	Cable	Preamp	Aux	APos	TPos																																									
Freq	Level	Line	Margin	Level	Factor	Loss	Factor	Factor	cm	deg	Remark																																					
MHz	dBuV/m	dBuV/m	dB	dBuV	dB/m	dB	dB	dB	cm	deg																																						
1	5397.36	43.05	54.00	-10.95	30.28	34.78	9.94	31.95	0.00	100	144	AVERAGE																																				



		19																																																																																																									
Mode		Band Edge - L																																																																																																									
		U-NII-1_5.15-5.25_802.11ac VHT40_CH38_Full_5190MHz																																																																																																									
Pol.		Vertical					Fundamental																																																																																																				
Peak																																																																																																											
	<table border="1"> <thead> <tr> <th>Limit</th> <th>Read</th> <th>Ant</th> <th>Cable</th> <th>Preamp</th> <th>Aux</th> <th>APos</th> <th>TPos</th> <th colspan="2">Remark</th> </tr> <tr> <th>Freq</th> <th>Level</th> <th>Line</th> <th>Margin</th> <th>Level</th> <th>Factor</th> <th>Loss</th> <th>Factor</th> <th>Factor</th> <th></th> </tr> <tr> <th>MHz</th> <th>dBuV/m</th> <th>dBuV/m</th> <th>dB</th> <th>dBuV</th> <th>dB/m</th> <th>dB</th> <th>dB</th> <th>dB</th> <th>cm</th> <th>deg</th> </tr> </thead> <tbody> <tr> <td>1</td> <td>5148.90</td> <td>61.06</td> <td>74.00</td> <td>-12.94</td> <td>48.97</td> <td>34.10</td> <td>9.79</td> <td>31.00</td> <td>0.00</td> <td>300</td> <td>210</td> <td>PEAK</td> </tr> </tbody> </table>										Limit	Read	Ant	Cable	Preamp	Aux	APos	TPos	Remark		Freq	Level	Line	Margin	Level	Factor	Loss	Factor	Factor		MHz	dBuV/m	dBuV/m	dB	dBuV	dB/m	dB	dB	dB	cm	deg	1	5148.90	61.06	74.00	-12.94	48.97	34.10	9.79	31.00	0.00	300	210	PEAK	<table border="1"> <thead> <tr> <th>Limit</th> <th>Read</th> <th>Ant</th> <th>Cable</th> <th>Preamp</th> <th>Aux</th> <th>APos</th> <th>TPos</th> <th colspan="2">Remark</th> </tr> <tr> <th>Freq</th> <th>Level</th> <th>Line</th> <th>Margin</th> <th>Level</th> <th>Factor</th> <th>Loss</th> <th>Factor</th> <th>Factor</th> <th></th> </tr> <tr> <th>MHz</th> <th>dBuV/m</th> <th>dBuV/m</th> <th>dB</th> <th>dBuV</th> <th>dB/m</th> <th>dB</th> <th>dB</th> <th>dB</th> <th>cm</th> <th>deg</th> </tr> </thead> <tbody> <tr> <td>1</td> <td>5190.00</td> <td>101.72</td> <td>-----</td> <td>-----</td> <td>89.62</td> <td>34.10</td> <td>9.83</td> <td>31.83</td> <td>0.00</td> <td>300</td> <td>210</td> <td>PEAK</td> </tr> </tbody> </table>										Limit	Read	Ant	Cable	Preamp	Aux	APos	TPos	Remark		Freq	Level	Line	Margin	Level	Factor	Loss	Factor	Factor		MHz	dBuV/m	dBuV/m	dB	dBuV	dB/m	dB	dB	dB	cm	deg	1	5190.00	101.72	-----	-----	89.62	34.10	9.83	31.83	0.00	300	210
Limit	Read	Ant	Cable	Preamp	Aux	APos	TPos	Remark																																																																																																			
Freq	Level	Line	Margin	Level	Factor	Loss	Factor	Factor																																																																																																			
MHz	dBuV/m	dBuV/m	dB	dBuV	dB/m	dB	dB	dB	cm	deg																																																																																																	
1	5148.90	61.06	74.00	-12.94	48.97	34.10	9.79	31.00	0.00	300	210	PEAK																																																																																															
Limit	Read	Ant	Cable	Preamp	Aux	APos	TPos	Remark																																																																																																			
Freq	Level	Line	Margin	Level	Factor	Loss	Factor	Factor																																																																																																			
MHz	dBuV/m	dBuV/m	dB	dBuV	dB/m	dB	dB	dB	cm	deg																																																																																																	
1	5190.00	101.72	-----	-----	89.62	34.10	9.83	31.83	0.00	300	210	PEAK																																																																																															
Avg																																																																																																											
	<table border="1"> <thead> <tr> <th>Limit</th> <th>Read</th> <th>Ant</th> <th>Cable</th> <th>Preamp</th> <th>Aux</th> <th>APos</th> <th>TPos</th> <th colspan="2">Remark</th> </tr> <tr> <th>Freq</th> <th>Level</th> <th>Line</th> <th>Margin</th> <th>Level</th> <th>Factor</th> <th>Loss</th> <th>Factor</th> <th>Factor</th> <th></th> </tr> <tr> <th>MHz</th> <th>dBuV/m</th> <th>dBuV/m</th> <th>dB</th> <th>dBuV</th> <th>dB/m</th> <th>dB</th> <th>dB</th> <th>dB</th> <th>cm</th> <th>deg</th> </tr> </thead> <tbody> <tr> <td>1</td> <td>5149.90</td> <td>50.69</td> <td>54.00</td> <td>-3.31</td> <td>38.60</td> <td>34.10</td> <td>9.79</td> <td>31.00</td> <td>0.00</td> <td>300</td> <td>210</td> <td>AVERAGE</td> </tr> </tbody> </table>										Limit	Read	Ant	Cable	Preamp	Aux	APos	TPos	Remark		Freq	Level	Line	Margin	Level	Factor	Loss	Factor	Factor		MHz	dBuV/m	dBuV/m	dB	dBuV	dB/m	dB	dB	dB	cm	deg	1	5149.90	50.69	54.00	-3.31	38.60	34.10	9.79	31.00	0.00	300	210	AVERAGE	<table border="1"> <thead> <tr> <th>Limit</th> <th>Read</th> <th>Ant</th> <th>Cable</th> <th>Preamp</th> <th>Aux</th> <th>APos</th> <th>TPos</th> <th colspan="2">Remark</th> </tr> <tr> <th>Freq</th> <th>Level</th> <th>Line</th> <th>Margin</th> <th>Level</th> <th>Factor</th> <th>Loss</th> <th>Factor</th> <th>Factor</th> <th></th> </tr> <tr> <th>MHz</th> <th>dBuV/m</th> <th>dBuV/m</th> <th>dB</th> <th>dBuV</th> <th>dB/m</th> <th>dB</th> <th>dB</th> <th>dB</th> <th>cm</th> <th>deg</th> </tr> </thead> <tbody> <tr> <td>1</td> <td>5190.00</td> <td>92.83</td> <td>-----</td> <td>-----</td> <td>80.73</td> <td>34.10</td> <td>9.83</td> <td>31.83</td> <td>0.00</td> <td>300</td> <td>210</td> <td>AVERAGE</td> </tr> </tbody> </table>										Limit	Read	Ant	Cable	Preamp	Aux	APos	TPos	Remark		Freq	Level	Line	Margin	Level	Factor	Loss	Factor	Factor		MHz	dBuV/m	dBuV/m	dB	dBuV	dB/m	dB	dB	dB	cm	deg	1	5190.00	92.83	-----	-----	80.73	34.10	9.83	31.83	0.00	300	210
Limit	Read	Ant	Cable	Preamp	Aux	APos	TPos	Remark																																																																																																			
Freq	Level	Line	Margin	Level	Factor	Loss	Factor	Factor																																																																																																			
MHz	dBuV/m	dBuV/m	dB	dBuV	dB/m	dB	dB	dB	cm	deg																																																																																																	
1	5149.90	50.69	54.00	-3.31	38.60	34.10	9.79	31.00	0.00	300	210	AVERAGE																																																																																															
Limit	Read	Ant	Cable	Preamp	Aux	APos	TPos	Remark																																																																																																			
Freq	Level	Line	Margin	Level	Factor	Loss	Factor	Factor																																																																																																			
MHz	dBuV/m	dBuV/m	dB	dBuV	dB/m	dB	dB	dB	cm	deg																																																																																																	
1	5190.00	92.83	-----	-----	80.73	34.10	9.83	31.83	0.00	300	210	AVERAGE																																																																																															



		19																																		
Mode	Band Edge - R																																			
	U-NII-1_5.15-5.25_802.11ac VHT40_CH38_Full_5190MHz																																			
Pol.	Vertical	Fundamental																																		
Peak	<table border="1"> <thead> <tr> <th>Limit</th> <th>Read</th> <th>Ant</th> <th>Cable</th> <th>Preamp</th> <th>Aux</th> <th>APos</th> <th>TPos</th> </tr> <tr> <th>Freq Level Line Margin Level Factor Loss Factor Factor</th> <th colspan="7"></th> </tr> <tr> <th>MHz dBuV/m dBuV/m dB dB dB/dB/dB/dB dB dB cm deg</th> <th colspan="7"></th> </tr> </thead> <tbody> <tr> <td>1 5448.93 53.50 74.00 -20.50 40.67 34.00 10.01 31.98 0.00 300 210 PEAK</td> <td colspan="7"></td> </tr> </tbody> </table>		Limit	Read	Ant	Cable	Preamp	Aux	APos	TPos	Freq Level Line Margin Level Factor Loss Factor Factor								MHz dBuV/m dBuV/m dB dB dB/dB/dB/dB dB dB cm deg								1 5448.93 53.50 74.00 -20.50 40.67 34.00 10.01 31.98 0.00 300 210 PEAK								Blank	
Limit	Read	Ant	Cable	Preamp	Aux	APos	TPos																													
Freq Level Line Margin Level Factor Loss Factor Factor																																				
MHz dBuV/m dBuV/m dB dB dB/dB/dB/dB dB dB cm deg																																				
1 5448.93 53.50 74.00 -20.50 40.67 34.00 10.01 31.98 0.00 300 210 PEAK																																				
Avg	<table border="1"> <thead> <tr> <th>Limit</th> <th>Read</th> <th>Ant</th> <th>Cable</th> <th>Preamp</th> <th>Aux</th> <th>APos</th> <th>TPos</th> </tr> <tr> <th>Freq Level Line Margin Level Factor Loss Factor Factor</th> <th colspan="7"></th> </tr> <tr> <th>MHz dBuV/m dBuV/m dB dB dB/dB/dB/dB dB dB cm deg</th> <th colspan="7"></th> </tr> </thead> <tbody> <tr> <td>1 5451.63 43.09 54.00 -10.91 30.27 34.00 10.01 31.99 0.00 300 210 AVERAGE</td> <td colspan="7"></td> </tr> </tbody> </table>		Limit	Read	Ant	Cable	Preamp	Aux	APos	TPos	Freq Level Line Margin Level Factor Loss Factor Factor								MHz dBuV/m dBuV/m dB dB dB/dB/dB/dB dB dB cm deg								1 5451.63 43.09 54.00 -10.91 30.27 34.00 10.01 31.99 0.00 300 210 AVERAGE								Blank	
Limit	Read	Ant	Cable	Preamp	Aux	APos	TPos																													
Freq Level Line Margin Level Factor Loss Factor Factor																																				
MHz dBuV/m dBuV/m dB dB dB/dB/dB/dB dB dB cm deg																																				
1 5451.63 43.09 54.00 -10.91 30.27 34.00 10.01 31.99 0.00 300 210 AVERAGE																																				



Mode	19																																																																															
	Harmonic																																																																															
	U-NII-1_5.15-5.25_802.11ac VHT40_CH38_Full_5190MHz																																																																															
Pol.	Horizontal	Vertical																																																																														
Peak Avg	<table border="1"> <thead> <tr> <th>Limit</th> <th>Read</th> <th>Ant</th> <th>Cable</th> <th>Preamp</th> <th>Aux</th> <th>APos</th> <th>TPos</th> <th>Remark</th> </tr> <tr> <th>Freq</th> <th>Level</th> <th>Line Margin</th> <th>Level Factor</th> <th>Loss Factor</th> <th>Factor</th> <th></th> <th></th> <th></th> </tr> <tr> <th>MHz</th> <th>dBuV/m</th> <th>dBuV/m</th> <th>dB</th> <th>dBuV</th> <th>dB/m</th> <th>dB</th> <th>dB</th> <th>cm</th> <th>deg</th> </tr> </thead> <tbody> <tr> <td>1 10380.00</td> <td>45.38</td> <td>68.30</td> <td>-22.92</td> <td>55.43</td> <td>37.65</td> <td>14.14</td> <td>61.84</td> <td>0.00</td> <td>300</td> <td>0 PEAK</td> </tr> </tbody> </table>	Limit	Read	Ant	Cable	Preamp	Aux	APos	TPos	Remark	Freq	Level	Line Margin	Level Factor	Loss Factor	Factor				MHz	dBuV/m	dBuV/m	dB	dBuV	dB/m	dB	dB	cm	deg	1 10380.00	45.38	68.30	-22.92	55.43	37.65	14.14	61.84	0.00	300	0 PEAK	<table border="1"> <thead> <tr> <th>Limit</th> <th>Read</th> <th>Ant</th> <th>Cable</th> <th>Preamp</th> <th>Aux</th> <th>APos</th> <th>TPos</th> <th>Remark</th> </tr> <tr> <th>Freq</th> <th>Level</th> <th>Line Margin</th> <th>Level Factor</th> <th>Loss Factor</th> <th>Factor</th> <th></th> <th></th> <th></th> </tr> <tr> <th>MHz</th> <th>dBuV/m</th> <th>dBuV/m</th> <th>dB</th> <th>dBuV</th> <th>dB/m</th> <th>dB</th> <th>dB</th> <th>cm</th> <th>deg</th> </tr> </thead> <tbody> <tr> <td>1 10380.00</td> <td>45.07</td> <td>68.30</td> <td>-23.23</td> <td>55.12</td> <td>37.65</td> <td>14.14</td> <td>61.84</td> <td>0.00</td> <td>100</td> <td>0 PEAK</td> </tr> </tbody> </table>	Limit	Read	Ant	Cable	Preamp	Aux	APos	TPos	Remark	Freq	Level	Line Margin	Level Factor	Loss Factor	Factor				MHz	dBuV/m	dBuV/m	dB	dBuV	dB/m	dB	dB	cm	deg	1 10380.00	45.07	68.30	-23.23	55.12	37.65	14.14	61.84	0.00	100	0 PEAK
Limit	Read	Ant	Cable	Preamp	Aux	APos	TPos	Remark																																																																								
Freq	Level	Line Margin	Level Factor	Loss Factor	Factor																																																																											
MHz	dBuV/m	dBuV/m	dB	dBuV	dB/m	dB	dB	cm	deg																																																																							
1 10380.00	45.38	68.30	-22.92	55.43	37.65	14.14	61.84	0.00	300	0 PEAK																																																																						
Limit	Read	Ant	Cable	Preamp	Aux	APos	TPos	Remark																																																																								
Freq	Level	Line Margin	Level Factor	Loss Factor	Factor																																																																											
MHz	dBuV/m	dBuV/m	dB	dBuV	dB/m	dB	dB	cm	deg																																																																							
1 10380.00	45.07	68.30	-23.23	55.12	37.65	14.14	61.84	0.00	100	0 PEAK																																																																						



		20																																																																		
Mode		Band Edge - L																																																																		
		U-NII-1_5.15-5.25_802.11ac VHT40_CH46_Full_5230MHz																																																																		
Pol.		Horizontal					Fundamental																																																													
Peak	<table border="1"> <thead> <tr> <th>Limit</th> <th>Read</th> <th>Ant</th> <th>Cable</th> <th>Preamp</th> <th>Aux</th> <th>APos</th> <th>TPos</th> <th colspan="2">Remark</th> </tr> <tr> <th>Freq</th> <th>Level</th> <th>Line Margin</th> <th>Level Factor</th> <th>Loss Factor</th> <th>Factor</th> <th></th> <th></th> <th>cm</th> <th>deg</th> </tr> </thead> <tbody> <tr> <td>1</td> <td>5099.13</td> <td>56.45</td> <td>74.00</td> <td>-17.55</td> <td>44.38</td> <td>34.10</td> <td>9.74</td> <td>31.77</td> <td>0.00</td> <td>100</td> <td>146</td> <td>PEAK</td> </tr> </tbody> </table>	Limit	Read	Ant	Cable	Preamp	Aux	APos	TPos	Remark		Freq	Level	Line Margin	Level Factor	Loss Factor	Factor			cm	deg	1	5099.13	56.45	74.00	-17.55	44.38	34.10	9.74	31.77	0.00	100	146	PEAK	<table border="1"> <thead> <tr> <th>Limit</th> <th>Read</th> <th>Ant</th> <th>Cable</th> <th>Preamp</th> <th>Aux</th> <th>APos</th> <th>TPos</th> <th colspan="2">Remark</th> </tr> <tr> <th>Freq</th> <th>Level</th> <th>Line Margin</th> <th>Level Factor</th> <th>Loss Factor</th> <th>Factor</th> <th></th> <th></th> <th>cm</th> <th>deg</th> </tr> </thead> <tbody> <tr> <td>1</td> <td>5230.00</td> <td>87.33</td> <td>-----</td> <td>-----</td> <td>75.04</td> <td>34.29</td> <td>9.86</td> <td>31.86</td> <td>0.00</td> <td>100</td> <td>146</td> <td>PEAK</td> </tr> </tbody> </table>	Limit	Read	Ant	Cable	Preamp	Aux	APos	TPos	Remark		Freq	Level	Line Margin	Level Factor	Loss Factor	Factor			cm	deg	1	5230.00	87.33	-----	-----	75.04	34.29	9.86	31.86	0.00	100	146	PEAK
	Limit	Read	Ant	Cable	Preamp	Aux	APos	TPos	Remark																																																											
Freq	Level	Line Margin	Level Factor	Loss Factor	Factor			cm	deg																																																											
1	5099.13	56.45	74.00	-17.55	44.38	34.10	9.74	31.77	0.00	100	146	PEAK																																																								
Limit	Read	Ant	Cable	Preamp	Aux	APos	TPos	Remark																																																												
Freq	Level	Line Margin	Level Factor	Loss Factor	Factor			cm	deg																																																											
1	5230.00	87.33	-----	-----	75.04	34.29	9.86	31.86	0.00	100	146	PEAK																																																								
Avg	<table border="1"> <thead> <tr> <th>Limit</th> <th>Read</th> <th>Ant</th> <th>Cable</th> <th>Preamp</th> <th>Aux</th> <th>APos</th> <th>TPos</th> <th colspan="2">Remark</th> </tr> <tr> <th>Freq</th> <th>Level</th> <th>Line Margin</th> <th>Level Factor</th> <th>Loss Factor</th> <th>Factor</th> <th></th> <th></th> <th>cm</th> <th>deg</th> </tr> </thead> <tbody> <tr> <td>1</td> <td>5059.34</td> <td>44.17</td> <td>54.00</td> <td>-9.83</td> <td>32.11</td> <td>34.10</td> <td>9.71</td> <td>31.75</td> <td>0.00</td> <td>100</td> <td>146</td> <td>AVERAGE</td> </tr> </tbody> </table>	Limit	Read	Ant	Cable	Preamp	Aux	APos	TPos	Remark		Freq	Level	Line Margin	Level Factor	Loss Factor	Factor			cm	deg	1	5059.34	44.17	54.00	-9.83	32.11	34.10	9.71	31.75	0.00	100	146	AVERAGE	<table border="1"> <thead> <tr> <th>Limit</th> <th>Read</th> <th>Ant</th> <th>Cable</th> <th>Preamp</th> <th>Aux</th> <th>APos</th> <th>TPos</th> <th colspan="2">Remark</th> </tr> <tr> <th>Freq</th> <th>Level</th> <th>Line Margin</th> <th>Level Factor</th> <th>Loss Factor</th> <th>Factor</th> <th></th> <th></th> <th>cm</th> <th>deg</th> </tr> </thead> <tbody> <tr> <td>1</td> <td>5230.00</td> <td>78.83</td> <td>-----</td> <td>-----</td> <td>66.57</td> <td>34.27</td> <td>9.85</td> <td>31.86</td> <td>0.00</td> <td>100</td> <td>146</td> <td>AVERAGE</td> </tr> </tbody> </table>	Limit	Read	Ant	Cable	Preamp	Aux	APos	TPos	Remark		Freq	Level	Line Margin	Level Factor	Loss Factor	Factor			cm	deg	1	5230.00	78.83	-----	-----	66.57	34.27	9.85	31.86	0.00	100	146	AVERAGE
	Limit	Read	Ant	Cable	Preamp	Aux	APos	TPos	Remark																																																											
Freq	Level	Line Margin	Level Factor	Loss Factor	Factor			cm	deg																																																											
1	5059.34	44.17	54.00	-9.83	32.11	34.10	9.71	31.75	0.00	100	146	AVERAGE																																																								
Limit	Read	Ant	Cable	Preamp	Aux	APos	TPos	Remark																																																												
Freq	Level	Line Margin	Level Factor	Loss Factor	Factor			cm	deg																																																											
1	5230.00	78.83	-----	-----	66.57	34.27	9.85	31.86	0.00	100	146	AVERAGE																																																								



Mode	20																																	
	Band Edge - R																																	
	U-NII-1_5.15-5.25_802.11ac VHT40_CH46_Full_5230MHz																																	
Pol.	Horizontal	Fundamental																																
Peak	<table border="1"> <thead> <tr> <th>Limit</th> <th>Read</th> <th>Ant</th> <th>Cable</th> <th>Preamp</th> <th>Aux</th> <th>APos</th> <th>TPos</th> </tr> <tr> <th>Freq Level Line Margin Level Factor Loss Factor Factor</th> <th colspan="7"></th> </tr> <tr> <th>MHz dBuV/m dB dBuV dB/m dB dB dB cm deg</th> <th colspan="7"></th> </tr> </thead> <tbody> <tr> <td>1 5380.42 53.88 74.00 -20.12 41.16 34.73 9.93 31.94 0.00 100 146 PEAK</td> <td colspan="7"></td> </tr> </tbody> </table>	Limit	Read	Ant	Cable	Preamp	Aux	APos	TPos	Freq Level Line Margin Level Factor Loss Factor Factor								MHz dBuV/m dB dBuV dB/m dB dB dB cm deg								1 5380.42 53.88 74.00 -20.12 41.16 34.73 9.93 31.94 0.00 100 146 PEAK								Blank
Limit	Read	Ant	Cable	Preamp	Aux	APos	TPos																											
Freq Level Line Margin Level Factor Loss Factor Factor																																		
MHz dBuV/m dB dBuV dB/m dB dB dB cm deg																																		
1 5380.42 53.88 74.00 -20.12 41.16 34.73 9.93 31.94 0.00 100 146 PEAK																																		
Avg	<table border="1"> <thead> <tr> <th>Limit</th> <th>Read</th> <th>Ant</th> <th>Cable</th> <th>Preamp</th> <th>Aux</th> <th>APos</th> <th>TPos</th> </tr> <tr> <th>Freq Level Line Margin Level Factor Loss Factor Factor</th> <th colspan="7"></th> </tr> <tr> <th>MHz dBuV/m dB dBuV dB/m dB dB dB cm deg</th> <th colspan="7"></th> </tr> </thead> <tbody> <tr> <td>1 5437.69 43.09 54.00 -10.91 30.28 34.80 9.99 31.98 0.00 100 146 AVERAGE</td> <td colspan="7"></td> </tr> </tbody> </table>	Limit	Read	Ant	Cable	Preamp	Aux	APos	TPos	Freq Level Line Margin Level Factor Loss Factor Factor								MHz dBuV/m dB dBuV dB/m dB dB dB cm deg								1 5437.69 43.09 54.00 -10.91 30.28 34.80 9.99 31.98 0.00 100 146 AVERAGE								Blank
Limit	Read	Ant	Cable	Preamp	Aux	APos	TPos																											
Freq Level Line Margin Level Factor Loss Factor Factor																																		
MHz dBuV/m dB dBuV dB/m dB dB dB cm deg																																		
1 5437.69 43.09 54.00 -10.91 30.28 34.80 9.99 31.98 0.00 100 146 AVERAGE																																		



		20																																																																																													
Mode		Band Edge - L																																																																																													
		U-NII-1_5.15-5.25_802.11ac VHT40_CH46_Full_5230MHz																																																																																													
Pol.		Vertical					Fundamental																																																																																								
Peak		<table border="1"> <thead> <tr> <th>Limit</th> <th>Read</th> <th>Ant</th> <th>Cable</th> <th>Preamp</th> <th>Aux</th> <th>APos</th> <th>TPos</th> </tr> <tr> <th>Freq</th> <th>Level</th> <th>Line</th> <th>Margin</th> <th>Level</th> <th>Factor</th> <th>Loss</th> <th>Factor</th> <th>Factor</th> <th>Remark</th> </tr> <tr> <th>MHz</th> <th>dBuV/m</th> <th>dBuV/m</th> <th>dB</th> <th>dBuV</th> <th>dB/m</th> <th>dB</th> <th>dB</th> <th>dB</th> <th>cm</th> <th>deg</th> </tr> </thead> <tbody> <tr> <td>1</td> <td>5017.25</td> <td>55.36</td> <td>74.00</td> <td>-18.64</td> <td>43.32</td> <td>34.10</td> <td>9.67</td> <td>31.73</td> <td>0.00</td> <td>300</td> <td>213</td> <td>PEAK</td> </tr> </tbody> </table>					Limit	Read	Ant	Cable	Preamp	Aux	APos	TPos	Freq	Level	Line	Margin	Level	Factor	Loss	Factor	Factor	Remark	MHz	dBuV/m	dBuV/m	dB	dBuV	dB/m	dB	dB	dB	cm	deg	1	5017.25	55.36	74.00	-18.64	43.32	34.10	9.67	31.73	0.00	300	213	PEAK	<table border="1"> <thead> <tr> <th>Limit</th> <th>Read</th> <th>Ant</th> <th>Cable</th> <th>Preamp</th> <th>Aux</th> <th>APos</th> <th>TPos</th> </tr> <tr> <th>Freq</th> <th>Level</th> <th>Line</th> <th>Margin</th> <th>Level</th> <th>Factor</th> <th>Loss</th> <th>Factor</th> <th>Factor</th> <th>Remark</th> </tr> <tr> <th>MHz</th> <th>dBuV/m</th> <th>dBuV/m</th> <th>dB</th> <th>dBuV</th> <th>dB/m</th> <th>dB</th> <th>dB</th> <th>dB</th> <th>cm</th> <th>deg</th> </tr> </thead> <tbody> <tr> <td>1</td> <td>5230.00</td> <td>102.75</td> <td>-----</td> <td>-----</td> <td>90.46</td> <td>34.29</td> <td>9.86</td> <td>31.86</td> <td>0.00</td> <td>300</td> <td>213</td> <td>PEAK</td> </tr> </tbody> </table>					Limit	Read	Ant	Cable	Preamp	Aux	APos	TPos	Freq	Level	Line	Margin	Level	Factor	Loss	Factor	Factor	Remark	MHz	dBuV/m	dBuV/m	dB	dBuV	dB/m	dB	dB	dB	cm	deg	1	5230.00	102.75	-----	-----	90.46	34.29	9.86	31.86	0.00	300	213	PEAK
	Limit	Read	Ant	Cable	Preamp	Aux	APos	TPos																																																																																							
Freq	Level	Line	Margin	Level	Factor	Loss	Factor	Factor	Remark																																																																																						
MHz	dBuV/m	dBuV/m	dB	dBuV	dB/m	dB	dB	dB	cm	deg																																																																																					
1	5017.25	55.36	74.00	-18.64	43.32	34.10	9.67	31.73	0.00	300	213	PEAK																																																																																			
Limit	Read	Ant	Cable	Preamp	Aux	APos	TPos																																																																																								
Freq	Level	Line	Margin	Level	Factor	Loss	Factor	Factor	Remark																																																																																						
MHz	dBuV/m	dBuV/m	dB	dBuV	dB/m	dB	dB	dB	cm	deg																																																																																					
1	5230.00	102.75	-----	-----	90.46	34.29	9.86	31.86	0.00	300	213	PEAK																																																																																			
Avg		<table border="1"> <thead> <tr> <th>Limit</th> <th>Read</th> <th>Ant</th> <th>Cable</th> <th>Preamp</th> <th>Aux</th> <th>APos</th> <th>TPos</th> </tr> <tr> <th>Freq</th> <th>Level</th> <th>Line</th> <th>Margin</th> <th>Level</th> <th>Factor</th> <th>Loss</th> <th>Factor</th> <th>Factor</th> <th>Remark</th> </tr> <tr> <th>MHz</th> <th>dBuV/m</th> <th>dBuV/m</th> <th>dB</th> <th>dBuV</th> <th>dB/m</th> <th>dB</th> <th>dB</th> <th>dB</th> <th>cm</th> <th>deg</th> </tr> </thead> <tbody> <tr> <td>1</td> <td>5084.87</td> <td>44.22</td> <td>54.00</td> <td>-9.78</td> <td>32.15</td> <td>34.10</td> <td>9.73</td> <td>31.76</td> <td>0.00</td> <td>300</td> <td>213</td> <td>AVERAGE</td> </tr> </tbody> </table>					Limit	Read	Ant	Cable	Preamp	Aux	APos	TPos	Freq	Level	Line	Margin	Level	Factor	Loss	Factor	Factor	Remark	MHz	dBuV/m	dBuV/m	dB	dBuV	dB/m	dB	dB	dB	cm	deg	1	5084.87	44.22	54.00	-9.78	32.15	34.10	9.73	31.76	0.00	300	213	AVERAGE	<table border="1"> <thead> <tr> <th>Limit</th> <th>Read</th> <th>Ant</th> <th>Cable</th> <th>Preamp</th> <th>Aux</th> <th>APos</th> <th>TPos</th> </tr> <tr> <th>Freq</th> <th>Level</th> <th>Line</th> <th>Margin</th> <th>Level</th> <th>Factor</th> <th>Loss</th> <th>Factor</th> <th>Factor</th> <th>Remark</th> </tr> <tr> <th>MHz</th> <th>dBuV/m</th> <th>dBuV/m</th> <th>dB</th> <th>dBuV</th> <th>dB/m</th> <th>dB</th> <th>dB</th> <th>dB</th> <th>cm</th> <th>deg</th> </tr> </thead> <tbody> <tr> <td>1</td> <td>5230.00</td> <td>94.00</td> <td>-----</td> <td>-----</td> <td>81.76</td> <td>34.25</td> <td>9.85</td> <td>31.86</td> <td>0.00</td> <td>300</td> <td>213</td> <td>AVERAGE</td> </tr> </tbody> </table>					Limit	Read	Ant	Cable	Preamp	Aux	APos	TPos	Freq	Level	Line	Margin	Level	Factor	Loss	Factor	Factor	Remark	MHz	dBuV/m	dBuV/m	dB	dBuV	dB/m	dB	dB	dB	cm	deg	1	5230.00	94.00	-----	-----	81.76	34.25	9.85	31.86	0.00	300	213	AVERAGE
	Limit	Read	Ant	Cable	Preamp	Aux	APos	TPos																																																																																							
Freq	Level	Line	Margin	Level	Factor	Loss	Factor	Factor	Remark																																																																																						
MHz	dBuV/m	dBuV/m	dB	dBuV	dB/m	dB	dB	dB	cm	deg																																																																																					
1	5084.87	44.22	54.00	-9.78	32.15	34.10	9.73	31.76	0.00	300	213	AVERAGE																																																																																			
Limit	Read	Ant	Cable	Preamp	Aux	APos	TPos																																																																																								
Freq	Level	Line	Margin	Level	Factor	Loss	Factor	Factor	Remark																																																																																						
MHz	dBuV/m	dBuV/m	dB	dBuV	dB/m	dB	dB	dB	cm	deg																																																																																					
1	5230.00	94.00	-----	-----	81.76	34.25	9.85	31.86	0.00	300	213	AVERAGE																																																																																			



		20																																	
Mode	Band Edge - R																																		
	U-NII-1_5.15-5.25_802.11ac VHT40_CH46_Full_5230MHz																																		
Pol.	Vertical	Fundamental																																	
Peak	<table border="1"> <thead> <tr> <th>Limit</th> <th>Read</th> <th>Ant</th> <th>Cable</th> <th>Preamp</th> <th>Aux</th> <th>APos</th> <th>TPos</th> </tr> <tr> <th>Freq Level Line Margin</th> <th>Level Factor</th> <th>Loss Factor</th> <th>Loss Factor</th> <th>Factor</th> <th></th> <th></th> <th>Remark</th> </tr> <tr> <th>MHz dBuV/m dBuV/m dB</th> <th>dBuV dB/m</th> <th>dB</th> <th>dB</th> <th>dB</th> <th>dB</th> <th>cm</th> <th>deg</th> </tr> </thead> <tbody> <tr> <td>1 5457.01 54.06 74.00 -19.94</td> <td>41.23</td> <td>34.00</td> <td>10.02</td> <td>31.99</td> <td>0.00</td> <td>300</td> <td>213 PEAK</td> </tr> </tbody> </table>		Limit	Read	Ant	Cable	Preamp	Aux	APos	TPos	Freq Level Line Margin	Level Factor	Loss Factor	Loss Factor	Factor			Remark	MHz dBuV/m dBuV/m dB	dBuV dB/m	dB	dB	dB	dB	cm	deg	1 5457.01 54.06 74.00 -19.94	41.23	34.00	10.02	31.99	0.00	300	213 PEAK	Blank
Limit	Read	Ant	Cable	Preamp	Aux	APos	TPos																												
Freq Level Line Margin	Level Factor	Loss Factor	Loss Factor	Factor			Remark																												
MHz dBuV/m dBuV/m dB	dBuV dB/m	dB	dB	dB	dB	cm	deg																												
1 5457.01 54.06 74.00 -19.94	41.23	34.00	10.02	31.99	0.00	300	213 PEAK																												
Avg	<table border="1"> <thead> <tr> <th>Limit</th> <th>Read</th> <th>Ant</th> <th>Cable</th> <th>Preamp</th> <th>Aux</th> <th>APos</th> <th>TPos</th> </tr> <tr> <th>Freq Level Line Margin</th> <th>Level Factor</th> <th>Loss Factor</th> <th>Loss Factor</th> <th>Factor</th> <th></th> <th></th> <th>Remark</th> </tr> <tr> <th>MHz dBuV/m dBuV/m dB</th> <th>dBuV dB/m</th> <th>dB</th> <th>dB</th> <th>dB</th> <th>dB</th> <th>cm</th> <th>deg</th> </tr> </thead> <tbody> <tr> <td>1 5431.25 43.31 54.00 -10.69</td> <td>30.50</td> <td>34.00</td> <td>9.98</td> <td>31.97</td> <td>0.00</td> <td>300</td> <td>213 AVERAGE</td> </tr> </tbody> </table>		Limit	Read	Ant	Cable	Preamp	Aux	APos	TPos	Freq Level Line Margin	Level Factor	Loss Factor	Loss Factor	Factor			Remark	MHz dBuV/m dBuV/m dB	dBuV dB/m	dB	dB	dB	dB	cm	deg	1 5431.25 43.31 54.00 -10.69	30.50	34.00	9.98	31.97	0.00	300	213 AVERAGE	Blank
Limit	Read	Ant	Cable	Preamp	Aux	APos	TPos																												
Freq Level Line Margin	Level Factor	Loss Factor	Loss Factor	Factor			Remark																												
MHz dBuV/m dBuV/m dB	dBuV dB/m	dB	dB	dB	dB	cm	deg																												
1 5431.25 43.31 54.00 -10.69	30.50	34.00	9.98	31.97	0.00	300	213 AVERAGE																												



Mode	20																																																																																			
	Harmonic																																																																																			
	U-NII-1_5.15-5.25_802.11ac VHT40_CH46_Full_5230MHz																																																																																			
Pol.	Horizontal	Vertical																																																																																		
Peak Avg	<table border="1"> <thead> <tr> <th>Limit</th> <th>Read</th> <th>Ant</th> <th>Cable</th> <th>Preamp</th> <th>Aux</th> <th>APos</th> <th>TPos</th> <th>Remark</th> </tr> <tr> <th>Freq</th> <th>Level</th> <th>Line</th> <th>Margin</th> <th>Level</th> <th>Factor</th> <th>Loss</th> <th>Factor</th> <th>Factor</th> </tr> <tr> <th>MHz</th> <th>dBuV/m</th> <th>dBuV/m</th> <th>dB</th> <th>dBuV</th> <th>dB/m</th> <th>dB</th> <th>dB</th> <th>dB</th> <th>cm</th> <th>deg</th> </tr> </thead> <tbody> <tr> <td>1 10460.00</td> <td>45.45</td> <td>68.30</td> <td>-22.85</td> <td>55.27</td> <td>37.68</td> <td>14.20</td> <td>61.70</td> <td>0.00</td> <td>100</td> <td>360</td> <td>PEAK</td> </tr> </tbody> </table>	Limit	Read	Ant	Cable	Preamp	Aux	APos	TPos	Remark	Freq	Level	Line	Margin	Level	Factor	Loss	Factor	Factor	MHz	dBuV/m	dBuV/m	dB	dBuV	dB/m	dB	dB	dB	cm	deg	1 10460.00	45.45	68.30	-22.85	55.27	37.68	14.20	61.70	0.00	100	360	PEAK	<table border="1"> <thead> <tr> <th>Limit</th> <th>Read</th> <th>Ant</th> <th>Cable</th> <th>Preamp</th> <th>Aux</th> <th>APos</th> <th>TPos</th> <th>Remark</th> </tr> <tr> <th>Freq</th> <th>Level</th> <th>Line</th> <th>Margin</th> <th>Level</th> <th>Factor</th> <th>Loss</th> <th>Factor</th> <th>Factor</th> </tr> <tr> <th>MHz</th> <th>dBuV/m</th> <th>dBuV/m</th> <th>dB</th> <th>dBuV</th> <th>dB/m</th> <th>dB</th> <th>dB</th> <th>dB</th> <th>cm</th> <th>deg</th> </tr> </thead> <tbody> <tr> <td>1 10460.00</td> <td>44.81</td> <td>68.30</td> <td>-23.49</td> <td>54.63</td> <td>37.68</td> <td>14.20</td> <td>61.70</td> <td>0.00</td> <td>300</td> <td>360</td> <td>PEAK</td> </tr> </tbody> </table>	Limit	Read	Ant	Cable	Preamp	Aux	APos	TPos	Remark	Freq	Level	Line	Margin	Level	Factor	Loss	Factor	Factor	MHz	dBuV/m	dBuV/m	dB	dBuV	dB/m	dB	dB	dB	cm	deg	1 10460.00	44.81	68.30	-23.49	54.63	37.68	14.20	61.70	0.00	300	360	PEAK
Limit	Read	Ant	Cable	Preamp	Aux	APos	TPos	Remark																																																																												
Freq	Level	Line	Margin	Level	Factor	Loss	Factor	Factor																																																																												
MHz	dBuV/m	dBuV/m	dB	dBuV	dB/m	dB	dB	dB	cm	deg																																																																										
1 10460.00	45.45	68.30	-22.85	55.27	37.68	14.20	61.70	0.00	100	360	PEAK																																																																									
Limit	Read	Ant	Cable	Preamp	Aux	APos	TPos	Remark																																																																												
Freq	Level	Line	Margin	Level	Factor	Loss	Factor	Factor																																																																												
MHz	dBuV/m	dBuV/m	dB	dBuV	dB/m	dB	dB	dB	cm	deg																																																																										
1 10460.00	44.81	68.30	-23.49	54.63	37.68	14.20	61.70	0.00	300	360	PEAK																																																																									



		21																																																																																								
Mode		Band Edge - L																																																																																								
		U-NII-2A_5.25-5.35_802.11ac_VHT40_CH54_Full_5270MHz																																																																																								
Pol.		Horizontal					Fundamental																																																																																			
Peak	<table border="1"> <thead> <tr> <th>Limit</th> <th>Read</th> <th>Ant</th> <th>Cable</th> <th>Preamp</th> <th>Aux</th> <th>APos</th> <th>TPos</th> <th colspan="2">Remark</th> </tr> <tr> <th>Freq</th> <th>Level</th> <th>Line</th> <th>Margin</th> <th>Level</th> <th>Factor</th> <th>Loss</th> <th>Factor</th> <th>Factor</th> <th></th> </tr> <tr> <th>MHz</th> <th>dBuV/m</th> <th>dBuV/m</th> <th>dB</th> <th>dBuV</th> <th>dB/m</th> <th>dB</th> <th>dB</th> <th>dB</th> <th>cm</th> <th>deg</th> </tr> </thead> <tbody> <tr> <td>1</td> <td>5056.43</td> <td>55.39</td> <td>74.00</td> <td>-18.61</td> <td>43.34</td> <td>34.10</td> <td>9.70</td> <td>31.75</td> <td>0.00</td> <td>100</td> <td>145</td> <td>PEAK</td> </tr> </tbody> </table>	Limit	Read	Ant	Cable	Preamp	Aux	APos	TPos	Remark		Freq	Level	Line	Margin	Level	Factor	Loss	Factor	Factor		MHz	dBuV/m	dBuV/m	dB	dBuV	dB/m	dB	dB	dB	cm	deg	1	5056.43	55.39	74.00	-18.61	43.34	34.10	9.70	31.75	0.00	100	145	PEAK	<table border="1"> <thead> <tr> <th>Limit</th> <th>Read</th> <th>Ant</th> <th>Cable</th> <th>Preamp</th> <th>Aux</th> <th>APos</th> <th>TPos</th> <th colspan="2">Remark</th> </tr> <tr> <th>Freq</th> <th>Level</th> <th>Line</th> <th>Margin</th> <th>Level</th> <th>Factor</th> <th>Loss</th> <th>Factor</th> <th>Factor</th> <th></th> </tr> <tr> <th>MHz</th> <th>dBuV/m</th> <th>dBuV/m</th> <th>dB</th> <th>dBuV</th> <th>dB/m</th> <th>dB</th> <th>dB</th> <th>dB</th> <th>cm</th> <th>deg</th> </tr> </thead> <tbody> <tr> <td>1</td> <td>5270.00</td> <td>85.82</td> <td>-----</td> <td>-----</td> <td>73.39</td> <td>34.43</td> <td>9.88</td> <td>31.88</td> <td>0.00</td> <td>100</td> <td>145</td> <td>PEAK</td> </tr> </tbody> </table>	Limit	Read	Ant	Cable	Preamp	Aux	APos	TPos	Remark		Freq	Level	Line	Margin	Level	Factor	Loss	Factor	Factor		MHz	dBuV/m	dBuV/m	dB	dBuV	dB/m	dB	dB	dB	cm	deg	1	5270.00	85.82	-----	-----	73.39	34.43	9.88	31.88	0.00	100	145	PEAK
	Limit	Read	Ant	Cable	Preamp	Aux	APos	TPos	Remark																																																																																	
Freq	Level	Line	Margin	Level	Factor	Loss	Factor	Factor																																																																																		
MHz	dBuV/m	dBuV/m	dB	dBuV	dB/m	dB	dB	dB	cm	deg																																																																																
1	5056.43	55.39	74.00	-18.61	43.34	34.10	9.70	31.75	0.00	100	145	PEAK																																																																														
Limit	Read	Ant	Cable	Preamp	Aux	APos	TPos	Remark																																																																																		
Freq	Level	Line	Margin	Level	Factor	Loss	Factor	Factor																																																																																		
MHz	dBuV/m	dBuV/m	dB	dBuV	dB/m	dB	dB	dB	cm	deg																																																																																
1	5270.00	85.82	-----	-----	73.39	34.43	9.88	31.88	0.00	100	145	PEAK																																																																														
Avg	<table border="1"> <thead> <tr> <th>Limit</th> <th>Read</th> <th>Ant</th> <th>Cable</th> <th>Preamp</th> <th>Aux</th> <th>APos</th> <th>TPos</th> <th colspan="2">Remark</th> </tr> <tr> <th>Freq</th> <th>Level</th> <th>Line</th> <th>Margin</th> <th>Level</th> <th>Factor</th> <th>Loss</th> <th>Factor</th> <th>Factor</th> <th></th> </tr> <tr> <th>MHz</th> <th>dBuV/m</th> <th>dBuV/m</th> <th>dB</th> <th>dBuV</th> <th>dB/m</th> <th>dB</th> <th>dB</th> <th>dB</th> <th>cm</th> <th>deg</th> </tr> </thead> <tbody> <tr> <td>1</td> <td>5067.50</td> <td>44.09</td> <td>54.00</td> <td>-9.91</td> <td>32.03</td> <td>34.10</td> <td>9.71</td> <td>31.75</td> <td>0.00</td> <td>100</td> <td>145</td> <td>AVERAGE</td> </tr> </tbody> </table>	Limit	Read	Ant	Cable	Preamp	Aux	APos	TPos	Remark		Freq	Level	Line	Margin	Level	Factor	Loss	Factor	Factor		MHz	dBuV/m	dBuV/m	dB	dBuV	dB/m	dB	dB	dB	cm	deg	1	5067.50	44.09	54.00	-9.91	32.03	34.10	9.71	31.75	0.00	100	145	AVERAGE	<table border="1"> <thead> <tr> <th>Limit</th> <th>Read</th> <th>Ant</th> <th>Cable</th> <th>Preamp</th> <th>Aux</th> <th>APos</th> <th>TPos</th> <th colspan="2">Remark</th> </tr> <tr> <th>Freq</th> <th>Level</th> <th>Line</th> <th>Margin</th> <th>Level</th> <th>Factor</th> <th>Loss</th> <th>Factor</th> <th>Factor</th> <th></th> </tr> <tr> <th>MHz</th> <th>dBuV/m</th> <th>dBuV/m</th> <th>dB</th> <th>dBuV</th> <th>dB/m</th> <th>dB</th> <th>dB</th> <th>dB</th> <th>cm</th> <th>deg</th> </tr> </thead> <tbody> <tr> <td>1</td> <td>5270.00</td> <td>77.27</td> <td>-----</td> <td>-----</td> <td>64.87</td> <td>34.41</td> <td>9.87</td> <td>31.88</td> <td>0.00</td> <td>100</td> <td>145</td> <td>AVERAGE</td> </tr> </tbody> </table>	Limit	Read	Ant	Cable	Preamp	Aux	APos	TPos	Remark		Freq	Level	Line	Margin	Level	Factor	Loss	Factor	Factor		MHz	dBuV/m	dBuV/m	dB	dBuV	dB/m	dB	dB	dB	cm	deg	1	5270.00	77.27	-----	-----	64.87	34.41	9.87	31.88	0.00	100	145	AVERAGE
	Limit	Read	Ant	Cable	Preamp	Aux	APos	TPos	Remark																																																																																	
Freq	Level	Line	Margin	Level	Factor	Loss	Factor	Factor																																																																																		
MHz	dBuV/m	dBuV/m	dB	dBuV	dB/m	dB	dB	dB	cm	deg																																																																																
1	5067.50	44.09	54.00	-9.91	32.03	34.10	9.71	31.75	0.00	100	145	AVERAGE																																																																														
Limit	Read	Ant	Cable	Preamp	Aux	APos	TPos	Remark																																																																																		
Freq	Level	Line	Margin	Level	Factor	Loss	Factor	Factor																																																																																		
MHz	dBuV/m	dBuV/m	dB	dBuV	dB/m	dB	dB	dB	cm	deg																																																																																
1	5270.00	77.27	-----	-----	64.87	34.41	9.87	31.88	0.00	100	145	AVERAGE																																																																														



	21																																											
Mode	Band Edge - R																																											
	U-NII-2A_5.25-5.35_802.11ac_VHT40_CH54_Full_5270MHz																																											
Pol.	Horizontal	Fundamental																																										
Peak	<table border="1"> <thead> <tr> <th>Limit</th> <th>Read</th> <th>Ant</th> <th>Cable</th> <th>Preamp</th> <th>Aux</th> <th>APos</th> <th>TPos</th> <th>Remark</th> </tr> <tr> <th>Freq</th> <th>Level</th> <th>Line</th> <th>Margin</th> <th>Level</th> <th>Factor</th> <th>Loss</th> <th>Factor</th> <th>Factor</th> </tr> <tr> <th>MHz</th> <th>dBuV/m</th> <th>dBuV/m</th> <th>dB</th> <th>dBuV</th> <th>dB/m</th> <th>dB</th> <th>dB</th> <th>dB</th> <th>cm</th> <th>deg</th> </tr> </thead> <tbody> <tr> <td>1</td> <td>5441.00</td> <td>53.89</td> <td>74.00</td> <td>-20.11</td> <td>41.07</td> <td>34.00</td> <td>10.00</td> <td>31.98</td> <td>0.00</td> <td>100</td> <td>145</td> <td>PEAK</td> </tr> </tbody> </table>	Limit	Read	Ant	Cable	Preamp	Aux	APos	TPos	Remark	Freq	Level	Line	Margin	Level	Factor	Loss	Factor	Factor	MHz	dBuV/m	dBuV/m	dB	dBuV	dB/m	dB	dB	dB	cm	deg	1	5441.00	53.89	74.00	-20.11	41.07	34.00	10.00	31.98	0.00	100	145	PEAK	Blank
Limit	Read	Ant	Cable	Preamp	Aux	APos	TPos	Remark																																				
Freq	Level	Line	Margin	Level	Factor	Loss	Factor	Factor																																				
MHz	dBuV/m	dBuV/m	dB	dBuV	dB/m	dB	dB	dB	cm	deg																																		
1	5441.00	53.89	74.00	-20.11	41.07	34.00	10.00	31.98	0.00	100	145	PEAK																																
Avg	<table border="1"> <thead> <tr> <th>Limit</th> <th>Read</th> <th>Ant</th> <th>Cable</th> <th>Preamp</th> <th>Aux</th> <th>APos</th> <th>TPos</th> <th>Remark</th> </tr> <tr> <th>Freq</th> <th>Level</th> <th>Line</th> <th>Margin</th> <th>Level</th> <th>Factor</th> <th>Loss</th> <th>Factor</th> <th>Factor</th> </tr> <tr> <th>MHz</th> <th>dBuV/m</th> <th>dBuV/m</th> <th>dB</th> <th>dBuV</th> <th>dB/m</th> <th>dB</th> <th>dB</th> <th>dB</th> <th>cm</th> <th>deg</th> </tr> </thead> <tbody> <tr> <td>1</td> <td>5453.73</td> <td>43.09</td> <td>54.00</td> <td>-10.91</td> <td>30.26</td> <td>34.00</td> <td>10.02</td> <td>31.99</td> <td>0.00</td> <td>100</td> <td>145</td> <td>AVERAGE</td> </tr> </tbody> </table>	Limit	Read	Ant	Cable	Preamp	Aux	APos	TPos	Remark	Freq	Level	Line	Margin	Level	Factor	Loss	Factor	Factor	MHz	dBuV/m	dBuV/m	dB	dBuV	dB/m	dB	dB	dB	cm	deg	1	5453.73	43.09	54.00	-10.91	30.26	34.00	10.02	31.99	0.00	100	145	AVERAGE	Blank
Limit	Read	Ant	Cable	Preamp	Aux	APos	TPos	Remark																																				
Freq	Level	Line	Margin	Level	Factor	Loss	Factor	Factor																																				
MHz	dBuV/m	dBuV/m	dB	dBuV	dB/m	dB	dB	dB	cm	deg																																		
1	5453.73	43.09	54.00	-10.91	30.26	34.00	10.02	31.99	0.00	100	145	AVERAGE																																



		21																																																																																								
Mode		Band Edge - L																																																																																								
		U-NII-2A_5.25-5.35_802.11ac_VHT40_CH54_Full_5270MHz																																																																																								
Pol.		Vertical					Fundamental																																																																																			
Peak	<table border="1"> <thead> <tr> <th>Limit</th> <th>Read</th> <th>Ant</th> <th>Cable</th> <th>Preamp</th> <th>Aux</th> <th>APos</th> <th>TPos</th> <th colspan="2">Remark</th> </tr> <tr> <th>Freq</th> <th>Level</th> <th>Line</th> <th>Margin</th> <th>Level</th> <th>Factor</th> <th>Loss</th> <th>Factor</th> <th>Factor</th> <th></th> </tr> <tr> <th>MHz</th> <th>dBuV/m</th> <th>dBuV/m</th> <th>dB</th> <th>dBuV</th> <th>dB/m</th> <th>dB</th> <th>dB</th> <th>dB</th> <th>cm</th> <th>deg</th> </tr> </thead> <tbody> <tr> <td>1</td> <td>5068.58</td> <td>56.64</td> <td>74.00</td> <td>-17.36</td> <td>44.58</td> <td>34.10</td> <td>9.71</td> <td>31.75</td> <td>0.00</td> <td>272</td> <td>210</td> <td>PEAK</td> </tr> </tbody> </table>	Limit	Read	Ant	Cable	Preamp	Aux	APos	TPos	Remark		Freq	Level	Line	Margin	Level	Factor	Loss	Factor	Factor		MHz	dBuV/m	dBuV/m	dB	dBuV	dB/m	dB	dB	dB	cm	deg	1	5068.58	56.64	74.00	-17.36	44.58	34.10	9.71	31.75	0.00	272	210	PEAK	<table border="1"> <thead> <tr> <th>Limit</th> <th>Read</th> <th>Ant</th> <th>Cable</th> <th>Preamp</th> <th>Aux</th> <th>APos</th> <th>TPos</th> <th colspan="2">Remark</th> </tr> <tr> <th>Freq</th> <th>Level</th> <th>Line</th> <th>Margin</th> <th>Level</th> <th>Factor</th> <th>Loss</th> <th>Factor</th> <th>Factor</th> <th></th> </tr> <tr> <th>MHz</th> <th>dBuV/m</th> <th>dBuV/m</th> <th>dB</th> <th>dBuV</th> <th>dB/m</th> <th>dB</th> <th>dB</th> <th>dB</th> <th>cm</th> <th>deg</th> </tr> </thead> <tbody> <tr> <td>1</td> <td>5270.00</td> <td>103.56</td> <td>-----</td> <td>-----</td> <td>91.16</td> <td>34.41</td> <td>9.87</td> <td>31.88</td> <td>0.00</td> <td>272</td> <td>210</td> <td>PEAK</td> </tr> </tbody> </table>	Limit	Read	Ant	Cable	Preamp	Aux	APos	TPos	Remark		Freq	Level	Line	Margin	Level	Factor	Loss	Factor	Factor		MHz	dBuV/m	dBuV/m	dB	dBuV	dB/m	dB	dB	dB	cm	deg	1	5270.00	103.56	-----	-----	91.16	34.41	9.87	31.88	0.00	272	210	PEAK
	Limit	Read	Ant	Cable	Preamp	Aux	APos	TPos	Remark																																																																																	
Freq	Level	Line	Margin	Level	Factor	Loss	Factor	Factor																																																																																		
MHz	dBuV/m	dBuV/m	dB	dBuV	dB/m	dB	dB	dB	cm	deg																																																																																
1	5068.58	56.64	74.00	-17.36	44.58	34.10	9.71	31.75	0.00	272	210	PEAK																																																																														
Limit	Read	Ant	Cable	Preamp	Aux	APos	TPos	Remark																																																																																		
Freq	Level	Line	Margin	Level	Factor	Loss	Factor	Factor																																																																																		
MHz	dBuV/m	dBuV/m	dB	dBuV	dB/m	dB	dB	dB	cm	deg																																																																																
1	5270.00	103.56	-----	-----	91.16	34.41	9.87	31.88	0.00	272	210	PEAK																																																																														
Avg	<table border="1"> <thead> <tr> <th>Limit</th> <th>Read</th> <th>Ant</th> <th>Cable</th> <th>Preamp</th> <th>Aux</th> <th>APos</th> <th>TPos</th> <th colspan="2">Remark</th> </tr> <tr> <th>Freq</th> <th>Level</th> <th>Line</th> <th>Margin</th> <th>Level</th> <th>Factor</th> <th>Loss</th> <th>Factor</th> <th>Factor</th> <th></th> </tr> <tr> <th>MHz</th> <th>dBuV/m</th> <th>dBuV/m</th> <th>dB</th> <th>dBuV</th> <th>dB/m</th> <th>dB</th> <th>dB</th> <th>dB</th> <th>cm</th> <th>deg</th> </tr> </thead> <tbody> <tr> <td>1</td> <td>5043.20</td> <td>44.16</td> <td>54.00</td> <td>-9.84</td> <td>32.11</td> <td>34.10</td> <td>9.69</td> <td>31.74</td> <td>0.00</td> <td>272</td> <td>210</td> <td>AVERAGE</td> </tr> </tbody> </table>	Limit	Read	Ant	Cable	Preamp	Aux	APos	TPos	Remark		Freq	Level	Line	Margin	Level	Factor	Loss	Factor	Factor		MHz	dBuV/m	dBuV/m	dB	dBuV	dB/m	dB	dB	dB	cm	deg	1	5043.20	44.16	54.00	-9.84	32.11	34.10	9.69	31.74	0.00	272	210	AVERAGE	<table border="1"> <thead> <tr> <th>Limit</th> <th>Read</th> <th>Ant</th> <th>Cable</th> <th>Preamp</th> <th>Aux</th> <th>APos</th> <th>TPos</th> <th colspan="2">Remark</th> </tr> <tr> <th>Freq</th> <th>Level</th> <th>Line</th> <th>Margin</th> <th>Level</th> <th>Factor</th> <th>Loss</th> <th>Factor</th> <th>Factor</th> <th></th> </tr> <tr> <th>MHz</th> <th>dBuV/m</th> <th>dBuV/m</th> <th>dB</th> <th>dBuV</th> <th>dB/m</th> <th>dB</th> <th>dB</th> <th>dB</th> <th>cm</th> <th>deg</th> </tr> </thead> <tbody> <tr> <td>1</td> <td>5270.00</td> <td>94.36</td> <td>-----</td> <td>-----</td> <td>81.96</td> <td>34.41</td> <td>9.87</td> <td>31.88</td> <td>0.00</td> <td>272</td> <td>210</td> <td>AVERAGE</td> </tr> </tbody> </table>	Limit	Read	Ant	Cable	Preamp	Aux	APos	TPos	Remark		Freq	Level	Line	Margin	Level	Factor	Loss	Factor	Factor		MHz	dBuV/m	dBuV/m	dB	dBuV	dB/m	dB	dB	dB	cm	deg	1	5270.00	94.36	-----	-----	81.96	34.41	9.87	31.88	0.00	272	210	AVERAGE
	Limit	Read	Ant	Cable	Preamp	Aux	APos	TPos	Remark																																																																																	
Freq	Level	Line	Margin	Level	Factor	Loss	Factor	Factor																																																																																		
MHz	dBuV/m	dBuV/m	dB	dBuV	dB/m	dB	dB	dB	cm	deg																																																																																
1	5043.20	44.16	54.00	-9.84	32.11	34.10	9.69	31.74	0.00	272	210	AVERAGE																																																																														
Limit	Read	Ant	Cable	Preamp	Aux	APos	TPos	Remark																																																																																		
Freq	Level	Line	Margin	Level	Factor	Loss	Factor	Factor																																																																																		
MHz	dBuV/m	dBuV/m	dB	dBuV	dB/m	dB	dB	dB	cm	deg																																																																																
1	5270.00	94.36	-----	-----	81.96	34.41	9.87	31.88	0.00	272	210	AVERAGE																																																																														



		21																																									
Mode	Band Edge - R																																										
	U-NII-2A_5.25-5.35_802.11ac_VHT40_CH54_Full_5270MHz																																										
Pol.	Vertical	Fundamental																																									
Peak	<table border="1"> <thead> <tr> <th>Limit</th> <th>Read</th> <th>Ant</th> <th>Cable</th> <th>Preamp</th> <th>Aux</th> <th>APos</th> <th>TPos</th> <th>Remark</th> </tr> <tr> <th>Freq</th> <th>Level</th> <th>Line</th> <th>Margin</th> <th>Level</th> <th>Factor</th> <th>Loss</th> <th>Factor</th> <th>Factor</th> </tr> <tr> <th>MHz</th> <th>dBuV/m</th> <th>dBuV/m</th> <th>dB</th> <th>dBuV</th> <th>dB/m</th> <th>dB</th> <th>dB</th> <th>dB</th> </tr> </thead> <tbody> <tr> <td>1</td> <td>5378.30</td> <td>54.89</td> <td>74.00</td> <td>-19.11</td> <td>42.17</td> <td>34.73</td> <td>9.93</td> <td>31.94</td> <td>0.00</td> <td>272</td> <td>210</td> <td>PEAK</td> </tr> </tbody> </table>	Limit	Read	Ant	Cable	Preamp	Aux	APos	TPos	Remark	Freq	Level	Line	Margin	Level	Factor	Loss	Factor	Factor	MHz	dBuV/m	dBuV/m	dB	dBuV	dB/m	dB	dB	dB	1	5378.30	54.89	74.00	-19.11	42.17	34.73	9.93	31.94	0.00	272	210	PEAK	Blank	
Limit	Read	Ant	Cable	Preamp	Aux	APos	TPos	Remark																																			
Freq	Level	Line	Margin	Level	Factor	Loss	Factor	Factor																																			
MHz	dBuV/m	dBuV/m	dB	dBuV	dB/m	dB	dB	dB																																			
1	5378.30	54.89	74.00	-19.11	42.17	34.73	9.93	31.94	0.00	272	210	PEAK																															
Avg	<table border="1"> <thead> <tr> <th>Limit</th> <th>Read</th> <th>Ant</th> <th>Cable</th> <th>Preamp</th> <th>Aux</th> <th>APos</th> <th>TPos</th> <th>Remark</th> </tr> <tr> <th>Freq</th> <th>Level</th> <th>Line</th> <th>Margin</th> <th>Level</th> <th>Factor</th> <th>Loss</th> <th>Factor</th> <th>Factor</th> </tr> <tr> <th>MHz</th> <th>dBuV/m</th> <th>dBuV/m</th> <th>dB</th> <th>dBuV</th> <th>dB/m</th> <th>dB</th> <th>dB</th> <th>dB</th> </tr> </thead> <tbody> <tr> <td>1</td> <td>5452.40</td> <td>44.52</td> <td>54.00</td> <td>-9.48</td> <td>31.69</td> <td>34.80</td> <td>10.02</td> <td>31.99</td> <td>0.00</td> <td>272</td> <td>210</td> <td>AVERAGE</td> </tr> </tbody> </table>	Limit	Read	Ant	Cable	Preamp	Aux	APos	TPos	Remark	Freq	Level	Line	Margin	Level	Factor	Loss	Factor	Factor	MHz	dBuV/m	dBuV/m	dB	dBuV	dB/m	dB	dB	dB	1	5452.40	44.52	54.00	-9.48	31.69	34.80	10.02	31.99	0.00	272	210	AVERAGE	Blank	
Limit	Read	Ant	Cable	Preamp	Aux	APos	TPos	Remark																																			
Freq	Level	Line	Margin	Level	Factor	Loss	Factor	Factor																																			
MHz	dBuV/m	dBuV/m	dB	dBuV	dB/m	dB	dB	dB																																			
1	5452.40	44.52	54.00	-9.48	31.69	34.80	10.02	31.99	0.00	272	210	AVERAGE																															



Mode	21																																																																															
	Harmonic																																																																															
	U-NII-2A_5.25-5.35_802.11ac_VHT40_CH54_Full_5270MHz																																																																															
Pol.	Horizontal	Vertical																																																																														
Peak Avg	<table border="1"> <thead> <tr> <th>Limit</th> <th>Read</th> <th>Ant</th> <th>Cable</th> <th>Preamp</th> <th>Aux</th> <th>APos</th> <th>TPos</th> <th>Remark</th> </tr> <tr> <th>Freq</th> <th>Level</th> <th>Line</th> <th>Margin</th> <th>Level</th> <th>Factor</th> <th>Loss</th> <th>Factor</th> <th>Factor</th> </tr> <tr> <th>MHz</th> <th>dBuV/m</th> <th>dBuV/m</th> <th>dB</th> <th>dBuV</th> <th>dB/m</th> <th>dB</th> <th>dB</th> <th>dB</th> </tr> </thead> <tbody> <tr> <td>1 10540.00</td> <td>46.78</td> <td>68.30</td> <td>-21.52</td> <td>56.44</td> <td>37.72</td> <td>14.25</td> <td>61.63</td> <td>0.00</td> <td>100</td> <td>360</td> <td>PEAK</td> </tr> </tbody> </table>	Limit	Read	Ant	Cable	Preamp	Aux	APos	TPos	Remark	Freq	Level	Line	Margin	Level	Factor	Loss	Factor	Factor	MHz	dBuV/m	dBuV/m	dB	dBuV	dB/m	dB	dB	dB	1 10540.00	46.78	68.30	-21.52	56.44	37.72	14.25	61.63	0.00	100	360	PEAK	<table border="1"> <thead> <tr> <th>Limit</th> <th>Read</th> <th>Ant</th> <th>Cable</th> <th>Preamp</th> <th>Aux</th> <th>APos</th> <th>TPos</th> <th>Remark</th> </tr> <tr> <th>Freq</th> <th>Level</th> <th>Line</th> <th>Margin</th> <th>Level</th> <th>Factor</th> <th>Loss</th> <th>Factor</th> <th>Factor</th> </tr> <tr> <th>MHz</th> <th>dBuV/m</th> <th>dBuV/m</th> <th>dB</th> <th>dBuV</th> <th>dB/m</th> <th>dB</th> <th>dB</th> <th>dB</th> </tr> </thead> <tbody> <tr> <td>1 10540.00</td> <td>45.50</td> <td>68.30</td> <td>-22.80</td> <td>55.16</td> <td>37.72</td> <td>14.25</td> <td>61.63</td> <td>0.00</td> <td>300</td> <td>360</td> <td>PEAK</td> </tr> </tbody> </table>	Limit	Read	Ant	Cable	Preamp	Aux	APos	TPos	Remark	Freq	Level	Line	Margin	Level	Factor	Loss	Factor	Factor	MHz	dBuV/m	dBuV/m	dB	dBuV	dB/m	dB	dB	dB	1 10540.00	45.50	68.30	-22.80	55.16	37.72	14.25	61.63	0.00	300	360	PEAK
Limit	Read	Ant	Cable	Preamp	Aux	APos	TPos	Remark																																																																								
Freq	Level	Line	Margin	Level	Factor	Loss	Factor	Factor																																																																								
MHz	dBuV/m	dBuV/m	dB	dBuV	dB/m	dB	dB	dB																																																																								
1 10540.00	46.78	68.30	-21.52	56.44	37.72	14.25	61.63	0.00	100	360	PEAK																																																																					
Limit	Read	Ant	Cable	Preamp	Aux	APos	TPos	Remark																																																																								
Freq	Level	Line	Margin	Level	Factor	Loss	Factor	Factor																																																																								
MHz	dBuV/m	dBuV/m	dB	dBuV	dB/m	dB	dB	dB																																																																								
1 10540.00	45.50	68.30	-22.80	55.16	37.72	14.25	61.63	0.00	300	360	PEAK																																																																					



		22																																																																																															
Mode		Band Edge - L																																																																																															
		U-NII-2A_5.25-5.35_802.11ac_VHT40_CH62_Full_5310MHz																																																																																															
Pol.		Horizontal					Fundamental																																																																																										
Peak	<table border="1"> <thead> <tr> <th>Limit</th> <th>Read</th> <th>Ant</th> <th>Cable</th> <th>Preamp</th> <th>Aux</th> <th>APos</th> <th>TPos</th> <th colspan="2">Remark</th> </tr> <tr> <th>Freq</th> <th>Level</th> <th>Line Margin</th> <th>Level Factor</th> <th>Loss Factor</th> <th>Factor</th> <th></th> <th></th> <th>MHz</th> <th>dBuV/m</th> <th>dBuV/m</th> <th>dB</th> <th>dBuV</th> <th>dB/m</th> <th>dB</th> <th>dB</th> <th>dB</th> <th>cm</th> <th>deg</th> </tr> </thead> <tbody> <tr> <td>1</td> <td>5087.42</td> <td>55.11</td> <td>74.00</td> <td>-18.89</td> <td>43.05</td> <td>34.10</td> <td>9.73</td> <td>31.77</td> <td>0.00</td> <td>100</td> <td>142</td> <td>PEAK</td> <td></td> <td></td> <td></td> <td></td> <td></td> <td></td> </tr> </tbody> </table>	Limit	Read	Ant	Cable	Preamp	Aux	APos	TPos	Remark		Freq	Level	Line Margin	Level Factor	Loss Factor	Factor			MHz	dBuV/m	dBuV/m	dB	dBuV	dB/m	dB	dB	dB	cm	deg	1	5087.42	55.11	74.00	-18.89	43.05	34.10	9.73	31.77	0.00	100	142	PEAK							<table border="1"> <thead> <tr> <th>Limit</th> <th>Read</th> <th>Ant</th> <th>Cable</th> <th>Preamp</th> <th>Aux</th> <th>APos</th> <th>TPos</th> <th colspan="2">Remark</th> </tr> <tr> <th>Freq</th> <th>Level</th> <th>Line Margin</th> <th>Level Factor</th> <th>Loss Factor</th> <th>Factor</th> <th></th> <th></th> <th>MHz</th> <th>dBuV/m</th> <th>dBuV/m</th> <th>dB</th> <th>dBuV</th> <th>dB/m</th> <th>dB</th> <th>dB</th> <th>dB</th> <th>cm</th> <th>deg</th> </tr> </thead> <tbody> <tr> <td>1</td> <td>5310.00</td> <td>89.45</td> <td>-----</td> <td>-----</td> <td>76.92</td> <td>34.54</td> <td>9.89</td> <td>31.90</td> <td>0.00</td> <td>100</td> <td>142</td> <td>PEAK</td> <td></td> <td></td> <td></td> <td></td> <td></td> </tr> </tbody> </table>	Limit	Read	Ant	Cable	Preamp	Aux	APos	TPos	Remark		Freq	Level	Line Margin	Level Factor	Loss Factor	Factor			MHz	dBuV/m	dBuV/m	dB	dBuV	dB/m	dB	dB	dB	cm	deg	1	5310.00	89.45	-----	-----	76.92	34.54	9.89	31.90	0.00	100	142	PEAK					
	Limit	Read	Ant	Cable	Preamp	Aux	APos	TPos	Remark																																																																																								
Freq	Level	Line Margin	Level Factor	Loss Factor	Factor			MHz	dBuV/m	dBuV/m	dB	dBuV	dB/m	dB	dB	dB	cm	deg																																																																															
1	5087.42	55.11	74.00	-18.89	43.05	34.10	9.73	31.77	0.00	100	142	PEAK																																																																																					
Limit	Read	Ant	Cable	Preamp	Aux	APos	TPos	Remark																																																																																									
Freq	Level	Line Margin	Level Factor	Loss Factor	Factor			MHz	dBuV/m	dBuV/m	dB	dBuV	dB/m	dB	dB	dB	cm	deg																																																																															
1	5310.00	89.45	-----	-----	76.92	34.54	9.89	31.90	0.00	100	142	PEAK																																																																																					
Avg	<table border="1"> <thead> <tr> <th>Limit</th> <th>Read</th> <th>Ant</th> <th>Cable</th> <th>Preamp</th> <th>Aux</th> <th>APos</th> <th>TPos</th> <th colspan="2">Remark</th> </tr> <tr> <th>Freq</th> <th>Level</th> <th>Line Margin</th> <th>Level Factor</th> <th>Loss Factor</th> <th>Factor</th> <th></th> <th></th> <th>MHz</th> <th>dBuV/m</th> <th>dBuV/m</th> <th>dB</th> <th>dBuV</th> <th>dB/m</th> <th>dB</th> <th>dB</th> <th>dB</th> <th>cm</th> <th>deg</th> </tr> </thead> <tbody> <tr> <td>1</td> <td>5068.20</td> <td>44.16</td> <td>54.00</td> <td>-9.84</td> <td>32.10</td> <td>34.10</td> <td>9.71</td> <td>31.75</td> <td>0.00</td> <td>100</td> <td>142</td> <td>AVERAGE</td> <td></td> <td></td> <td></td> <td></td> <td></td> </tr> </tbody> </table>	Limit	Read	Ant	Cable	Preamp	Aux	APos	TPos	Remark		Freq	Level	Line Margin	Level Factor	Loss Factor	Factor			MHz	dBuV/m	dBuV/m	dB	dBuV	dB/m	dB	dB	dB	cm	deg	1	5068.20	44.16	54.00	-9.84	32.10	34.10	9.71	31.75	0.00	100	142	AVERAGE						<table border="1"> <thead> <tr> <th>Limit</th> <th>Read</th> <th>Ant</th> <th>Cable</th> <th>Preamp</th> <th>Aux</th> <th>APos</th> <th>TPos</th> <th colspan="2">Remark</th> </tr> <tr> <th>Freq</th> <th>Level</th> <th>Line Margin</th> <th>Level Factor</th> <th>Loss Factor</th> <th>Factor</th> <th></th> <th></th> <th>MHz</th> <th>dBuV/m</th> <th>dBuV/m</th> <th>dB</th> <th>dBuV</th> <th>dB/m</th> <th>dB</th> <th>dB</th> <th>dB</th> <th>cm</th> <th>deg</th> </tr> </thead> <tbody> <tr> <td>1</td> <td>5310.00</td> <td>79.75</td> <td>-----</td> <td>-----</td> <td>67.24</td> <td>34.52</td> <td>9.89</td> <td>31.90</td> <td>0.00</td> <td>100</td> <td>142</td> <td>AVERAGE</td> <td></td> <td></td> <td></td> <td></td> <td></td> </tr> </tbody> </table>	Limit	Read	Ant	Cable	Preamp	Aux	APos	TPos	Remark		Freq	Level	Line Margin	Level Factor	Loss Factor	Factor			MHz	dBuV/m	dBuV/m	dB	dBuV	dB/m	dB	dB	dB	cm	deg	1	5310.00	79.75	-----	-----	67.24	34.52	9.89	31.90	0.00	100	142	AVERAGE						
	Limit	Read	Ant	Cable	Preamp	Aux	APos	TPos	Remark																																																																																								
Freq	Level	Line Margin	Level Factor	Loss Factor	Factor			MHz	dBuV/m	dBuV/m	dB	dBuV	dB/m	dB	dB	dB	cm	deg																																																																															
1	5068.20	44.16	54.00	-9.84	32.10	34.10	9.71	31.75	0.00	100	142	AVERAGE																																																																																					
Limit	Read	Ant	Cable	Preamp	Aux	APos	TPos	Remark																																																																																									
Freq	Level	Line Margin	Level Factor	Loss Factor	Factor			MHz	dBuV/m	dBuV/m	dB	dBuV	dB/m	dB	dB	dB	cm	deg																																																																															
1	5310.00	79.75	-----	-----	67.24	34.52	9.89	31.90	0.00	100	142	AVERAGE																																																																																					



		22																																									
Mode	Band Edge - R																																										
	U-NII-2A_5.25-5.35_802.11ac_VHT40_CH62_Full_5310MHz																																										
Pol.	Horizontal	Fundamental																																									
Peak	<table border="1"> <thead> <tr> <th>Limit</th> <th>Read</th> <th>Ant</th> <th>Cable</th> <th>Preamp</th> <th>Aux</th> <th>APos</th> <th>TPos</th> </tr> <tr> <th>Freq Level</th> <th>Line Margin</th> <th>Level Factor</th> <th>Loss Factor</th> <th>Factor</th> <th>Factor</th> <th>Factor</th> <th>Remark</th> </tr> <tr> <th>MHz</th> <th>dBuV/m</th> <th>dBuV/m</th> <th>dB</th> <th>dBuV</th> <th>dB/m</th> <th>dB</th> <th>dB</th> <th>cm</th> <th>deg</th> </tr> </thead> <tbody> <tr> <td>1</td> <td>5439.90</td> <td>53.16</td> <td>74.00</td> <td>-20.84</td> <td>40.34</td> <td>34.80</td> <td>10.00</td> <td>31.98</td> <td>0.00</td> <td>100</td> <td>142</td> <td>PEAK</td> </tr> </tbody> </table>		Limit	Read	Ant	Cable	Preamp	Aux	APos	TPos	Freq Level	Line Margin	Level Factor	Loss Factor	Factor	Factor	Factor	Remark	MHz	dBuV/m	dBuV/m	dB	dBuV	dB/m	dB	dB	cm	deg	1	5439.90	53.16	74.00	-20.84	40.34	34.80	10.00	31.98	0.00	100	142	PEAK	Blank	
Limit	Read	Ant	Cable	Preamp	Aux	APos	TPos																																				
Freq Level	Line Margin	Level Factor	Loss Factor	Factor	Factor	Factor	Remark																																				
MHz	dBuV/m	dBuV/m	dB	dBuV	dB/m	dB	dB	cm	deg																																		
1	5439.90	53.16	74.00	-20.84	40.34	34.80	10.00	31.98	0.00	100	142	PEAK																															
Avg	<table border="1"> <thead> <tr> <th>Limit</th> <th>Read</th> <th>Ant</th> <th>Cable</th> <th>Preamp</th> <th>Aux</th> <th>APos</th> <th>TPos</th> </tr> <tr> <th>Freq Level</th> <th>Line Margin</th> <th>Level Factor</th> <th>Loss Factor</th> <th>Factor</th> <th>Factor</th> <th>Factor</th> <th>Remark</th> </tr> <tr> <th>MHz</th> <th>dBuV/m</th> <th>dBuV/m</th> <th>dB</th> <th>dBuV</th> <th>dB/m</th> <th>dB</th> <th>dB</th> <th>cm</th> <th>deg</th> </tr> </thead> <tbody> <tr> <td>1</td> <td>5422.80</td> <td>43.07</td> <td>54.00</td> <td>-10.93</td> <td>30.27</td> <td>34.80</td> <td>9.97</td> <td>31.97</td> <td>0.00</td> <td>100</td> <td>142</td> <td>AVERAGE</td> </tr> </tbody> </table>		Limit	Read	Ant	Cable	Preamp	Aux	APos	TPos	Freq Level	Line Margin	Level Factor	Loss Factor	Factor	Factor	Factor	Remark	MHz	dBuV/m	dBuV/m	dB	dBuV	dB/m	dB	dB	cm	deg	1	5422.80	43.07	54.00	-10.93	30.27	34.80	9.97	31.97	0.00	100	142	AVERAGE	Blank	
Limit	Read	Ant	Cable	Preamp	Aux	APos	TPos																																				
Freq Level	Line Margin	Level Factor	Loss Factor	Factor	Factor	Factor	Remark																																				
MHz	dBuV/m	dBuV/m	dB	dBuV	dB/m	dB	dB	cm	deg																																		
1	5422.80	43.07	54.00	-10.93	30.27	34.80	9.97	31.97	0.00	100	142	AVERAGE																															



		22																																																																																															
Mode		Band Edge - L																																																																																															
		U-NII-2A_5.25-5.35_802.11ac_VHT40_CH62_Full_5310MHz																																																																																															
Pol.		Vertical					Fundamental																																																																																										
Peak																																																																																																	
	<table border="1"> <thead> <tr> <th>Limit</th> <th>Read</th> <th>Ant</th> <th>Cable</th> <th>Preamp</th> <th>Aux</th> <th>APos</th> <th>TPos</th> <th colspan="2">Remark</th> </tr> <tr> <th>Freq</th> <th>Level</th> <th>Line</th> <th>Margin</th> <th>Level</th> <th>Factor</th> <th>Loss</th> <th>Factor</th> <th>Factor</th> <th></th> </tr> <tr> <th>MHz</th> <th>dBuV/m</th> <th>dBuV/m</th> <th>dB</th> <th>dBuV</th> <th>dB/m</th> <th>dB</th> <th>dB</th> <th>dB</th> <th>cm</th> <th>deg</th> </tr> </thead> <tbody> <tr> <td>1</td> <td>5044.64</td> <td>55.17</td> <td>74.00</td> <td>-18.83</td> <td>43.12</td> <td>34.10</td> <td>9.69</td> <td>31.74</td> <td>0.00</td> <td>300</td> <td>211</td> <td>PEAK</td> </tr> </tbody> </table>					Limit	Read	Ant	Cable	Preamp	Aux	APos	TPos	Remark		Freq	Level	Line	Margin	Level	Factor	Loss	Factor	Factor		MHz	dBuV/m	dBuV/m	dB	dBuV	dB/m	dB	dB	dB	cm	deg	1	5044.64	55.17	74.00	-18.83	43.12	34.10	9.69	31.74	0.00	300	211	PEAK	<table border="1"> <thead> <tr> <th>Limit</th> <th>Read</th> <th>Ant</th> <th>Cable</th> <th>Preamp</th> <th>Aux</th> <th>APos</th> <th>TPos</th> <th colspan="2">Remark</th> </tr> <tr> <th>Freq</th> <th>Level</th> <th>Line</th> <th>Margin</th> <th>Level</th> <th>Factor</th> <th>Loss</th> <th>Factor</th> <th>Factor</th> <th></th> </tr> <tr> <th>MHz</th> <th>dBuV/m</th> <th>dBuV/m</th> <th>dB</th> <th>dBuV</th> <th>dB/m</th> <th>dB</th> <th>dB</th> <th>dB</th> <th>cm</th> <th>deg</th> </tr> </thead> <tbody> <tr> <td>1</td> <td>5310.00</td> <td>101.57</td> <td>-----</td> <td>-----</td> <td>89.02</td> <td>34.56</td> <td>9.90</td> <td>31.91</td> <td>0.00</td> <td>300</td> <td>211</td> <td>PEAK</td> </tr> </tbody> </table>					Limit	Read	Ant	Cable	Preamp	Aux	APos	TPos	Remark		Freq	Level	Line	Margin	Level	Factor	Loss	Factor	Factor		MHz	dBuV/m	dBuV/m	dB	dBuV	dB/m	dB	dB	dB	cm	deg	1	5310.00	101.57	-----	-----	89.02	34.56	9.90	31.91	0.00	300	211
Limit	Read	Ant	Cable	Preamp	Aux	APos	TPos	Remark																																																																																									
Freq	Level	Line	Margin	Level	Factor	Loss	Factor	Factor																																																																																									
MHz	dBuV/m	dBuV/m	dB	dBuV	dB/m	dB	dB	dB	cm	deg																																																																																							
1	5044.64	55.17	74.00	-18.83	43.12	34.10	9.69	31.74	0.00	300	211	PEAK																																																																																					
Limit	Read	Ant	Cable	Preamp	Aux	APos	TPos	Remark																																																																																									
Freq	Level	Line	Margin	Level	Factor	Loss	Factor	Factor																																																																																									
MHz	dBuV/m	dBuV/m	dB	dBuV	dB/m	dB	dB	dB	cm	deg																																																																																							
1	5310.00	101.57	-----	-----	89.02	34.56	9.90	31.91	0.00	300	211	PEAK																																																																																					
Avg																																																																																																	
	<table border="1"> <thead> <tr> <th>Limit</th> <th>Read</th> <th>Ant</th> <th>Cable</th> <th>Preamp</th> <th>Aux</th> <th>APos</th> <th>TPos</th> <th colspan="2">Remark</th> </tr> <tr> <th>Freq</th> <th>Level</th> <th>Line</th> <th>Margin</th> <th>Level</th> <th>Factor</th> <th>Loss</th> <th>Factor</th> <th>Factor</th> <th></th> </tr> <tr> <th>MHz</th> <th>dBuV/m</th> <th>dBuV/m</th> <th>dB</th> <th>dBuV</th> <th>dB/m</th> <th>dB</th> <th>dB</th> <th>dB</th> <th>cm</th> <th>deg</th> </tr> </thead> <tbody> <tr> <td>1</td> <td>5093.31</td> <td>44.22</td> <td>54.00</td> <td>-9.78</td> <td>32.15</td> <td>34.10</td> <td>9.74</td> <td>31.77</td> <td>0.00</td> <td>300</td> <td>211</td> <td>AVERAGE</td> </tr> </tbody> </table>					Limit	Read	Ant	Cable	Preamp	Aux	APos	TPos	Remark		Freq	Level	Line	Margin	Level	Factor	Loss	Factor	Factor		MHz	dBuV/m	dBuV/m	dB	dBuV	dB/m	dB	dB	dB	cm	deg	1	5093.31	44.22	54.00	-9.78	32.15	34.10	9.74	31.77	0.00	300	211	AVERAGE	<table border="1"> <thead> <tr> <th>Limit</th> <th>Read</th> <th>Ant</th> <th>Cable</th> <th>Preamp</th> <th>Aux</th> <th>APos</th> <th>TPos</th> <th colspan="2">Remark</th> </tr> <tr> <th>Freq</th> <th>Level</th> <th>Line</th> <th>Margin</th> <th>Level</th> <th>Factor</th> <th>Loss</th> <th>Factor</th> <th>Factor</th> <th></th> </tr> <tr> <th>MHz</th> <th>dBuV/m</th> <th>dBuV/m</th> <th>dB</th> <th>dBuV</th> <th>dB/m</th> <th>dB</th> <th>dB</th> <th>dB</th> <th>cm</th> <th>deg</th> </tr> </thead> <tbody> <tr> <td>1</td> <td>5310.00</td> <td>92.75</td> <td>-----</td> <td>-----</td> <td>80.22</td> <td>34.54</td> <td>9.89</td> <td>31.90</td> <td>0.00</td> <td>300</td> <td>211</td> <td>AVERAGE</td> </tr> </tbody> </table>					Limit	Read	Ant	Cable	Preamp	Aux	APos	TPos	Remark		Freq	Level	Line	Margin	Level	Factor	Loss	Factor	Factor		MHz	dBuV/m	dBuV/m	dB	dBuV	dB/m	dB	dB	dB	cm	deg	1	5310.00	92.75	-----	-----	80.22	34.54	9.89	31.90	0.00	300	211
Limit	Read	Ant	Cable	Preamp	Aux	APos	TPos	Remark																																																																																									
Freq	Level	Line	Margin	Level	Factor	Loss	Factor	Factor																																																																																									
MHz	dBuV/m	dBuV/m	dB	dBuV	dB/m	dB	dB	dB	cm	deg																																																																																							
1	5093.31	44.22	54.00	-9.78	32.15	34.10	9.74	31.77	0.00	300	211	AVERAGE																																																																																					
Limit	Read	Ant	Cable	Preamp	Aux	APos	TPos	Remark																																																																																									
Freq	Level	Line	Margin	Level	Factor	Loss	Factor	Factor																																																																																									
MHz	dBuV/m	dBuV/m	dB	dBuV	dB/m	dB	dB	dB	cm	deg																																																																																							
1	5310.00	92.75	-----	-----	80.22	34.54	9.89	31.90	0.00	300	211	AVERAGE																																																																																					



		22																																																																									
Mode	Band Edge - R																																																																										
	U-NII-2A_5.25-5.35_802.11ac_VHT40_CH62_Full_5310MHz																																																																										
Pol.	Vertical	Fundamental																																																																									
Peak	<table border="1"> <thead> <tr> <th>Limit</th> <th>Read</th> <th>Ant</th> <th>Cable</th> <th>Preamp</th> <th>Aux</th> <th>APos</th> <th>TPos</th> </tr> <tr> <th>Freq</th> <th>Level</th> <th>Line</th> <th>Margin</th> <th>Level</th> <th>Factor</th> <th>Loss</th> <th>Factor</th> </tr> <tr> <th>MHz</th> <th>dBuV/m</th> <th>dBuV/m</th> <th>dB</th> <th>dBuV</th> <th>dB/m</th> <th>dB</th> <th>dB</th> </tr> </thead> <tbody> <tr> <td>1</td> <td>5358.15</td> <td>64.75</td> <td>74.00</td> <td>-9.25</td> <td>52.09</td> <td>34.67</td> <td>9.92</td> </tr> <tr> <td></td> <td></td> <td></td> <td></td> <td></td> <td></td> <td></td> <td>31.93</td> </tr> <tr> <td></td> <td></td> <td></td> <td></td> <td></td> <td></td> <td></td> <td>0.00</td> </tr> <tr> <td></td> <td></td> <td></td> <td></td> <td></td> <td></td> <td></td> <td>300</td> </tr> <tr> <td></td> <td></td> <td></td> <td></td> <td></td> <td></td> <td></td> <td>211</td> </tr> <tr> <td></td> <td></td> <td></td> <td></td> <td></td> <td></td> <td></td> <td>PEAK</td> </tr> </tbody> </table>		Limit	Read	Ant	Cable	Preamp	Aux	APos	TPos	Freq	Level	Line	Margin	Level	Factor	Loss	Factor	MHz	dBuV/m	dBuV/m	dB	dBuV	dB/m	dB	dB	1	5358.15	64.75	74.00	-9.25	52.09	34.67	9.92								31.93								0.00								300								211								PEAK	Blank
Limit	Read	Ant	Cable	Preamp	Aux	APos	TPos																																																																				
Freq	Level	Line	Margin	Level	Factor	Loss	Factor																																																																				
MHz	dBuV/m	dBuV/m	dB	dBuV	dB/m	dB	dB																																																																				
1	5358.15	64.75	74.00	-9.25	52.09	34.67	9.92																																																																				
							31.93																																																																				
							0.00																																																																				
							300																																																																				
							211																																																																				
							PEAK																																																																				
Avg	<table border="1"> <thead> <tr> <th>Limit</th> <th>Read</th> <th>Ant</th> <th>Cable</th> <th>Preamp</th> <th>Aux</th> <th>APos</th> <th>TPos</th> </tr> <tr> <th>Freq</th> <th>Level</th> <th>Line</th> <th>Margin</th> <th>Level</th> <th>Factor</th> <th>Loss</th> <th>Factor</th> </tr> <tr> <th>MHz</th> <th>dBuV/m</th> <th>dBuV/m</th> <th>dB</th> <th>dBuV</th> <th>dB/m</th> <th>dB</th> <th>dB</th> </tr> </thead> <tbody> <tr> <td>1</td> <td>5350.35</td> <td>48.59</td> <td>54.00</td> <td>-5.41</td> <td>35.95</td> <td>34.65</td> <td>9.91</td> </tr> <tr> <td></td> <td></td> <td></td> <td></td> <td></td> <td></td> <td></td> <td>31.92</td> </tr> <tr> <td></td> <td></td> <td></td> <td></td> <td></td> <td></td> <td></td> <td>0.00</td> </tr> <tr> <td></td> <td></td> <td></td> <td></td> <td></td> <td></td> <td></td> <td>300</td> </tr> <tr> <td></td> <td></td> <td></td> <td></td> <td></td> <td></td> <td></td> <td>211</td> </tr> <tr> <td></td> <td></td> <td></td> <td></td> <td></td> <td></td> <td></td> <td>AVERAGE</td> </tr> </tbody> </table>		Limit	Read	Ant	Cable	Preamp	Aux	APos	TPos	Freq	Level	Line	Margin	Level	Factor	Loss	Factor	MHz	dBuV/m	dBuV/m	dB	dBuV	dB/m	dB	dB	1	5350.35	48.59	54.00	-5.41	35.95	34.65	9.91								31.92								0.00								300								211								AVERAGE	Blank
Limit	Read	Ant	Cable	Preamp	Aux	APos	TPos																																																																				
Freq	Level	Line	Margin	Level	Factor	Loss	Factor																																																																				
MHz	dBuV/m	dBuV/m	dB	dBuV	dB/m	dB	dB																																																																				
1	5350.35	48.59	54.00	-5.41	35.95	34.65	9.91																																																																				
							31.92																																																																				
							0.00																																																																				
							300																																																																				
							211																																																																				
							AVERAGE																																																																				



Mode	22																																																																															
	Harmonic																																																																															
	U-NII-2A_5.25-5.35_802.11ac_VHT40_CH62_Full_5310MHz																																																																															
Pol.	Horizontal	Vertical																																																																														
Peak Avg	<table border="1"> <thead> <tr> <th>Limit</th> <th>Read</th> <th>Ant</th> <th>Cable</th> <th>Preamp</th> <th>Aux</th> <th>APos</th> <th>TPos</th> <th>Remark</th> </tr> <tr> <th>Freq</th> <th>Level</th> <th>Line</th> <th>Margin</th> <th>Level</th> <th>Factor</th> <th>Loss</th> <th>Factor</th> <th>Factor</th> </tr> <tr> <th>MHz</th> <th>dBuV/m</th> <th>dBuV/m</th> <th>dB</th> <th>dBuV</th> <th>dB/m</th> <th>dB</th> <th>dB</th> <th>dB</th> </tr> </thead> <tbody> <tr> <td>1 10620.00</td> <td>45.89</td> <td>74.00</td> <td>-28.11</td> <td>55.45</td> <td>37.77</td> <td>14.31</td> <td>61.64</td> <td>0.00</td> <td>100</td> <td>360</td> <td>PEAK</td> </tr> </tbody> </table>	Limit	Read	Ant	Cable	Preamp	Aux	APos	TPos	Remark	Freq	Level	Line	Margin	Level	Factor	Loss	Factor	Factor	MHz	dBuV/m	dBuV/m	dB	dBuV	dB/m	dB	dB	dB	1 10620.00	45.89	74.00	-28.11	55.45	37.77	14.31	61.64	0.00	100	360	PEAK	<table border="1"> <thead> <tr> <th>Limit</th> <th>Read</th> <th>Ant</th> <th>Cable</th> <th>Preamp</th> <th>Aux</th> <th>APos</th> <th>TPos</th> <th>Remark</th> </tr> <tr> <th>Freq</th> <th>Level</th> <th>Line</th> <th>Margin</th> <th>Level</th> <th>Factor</th> <th>Loss</th> <th>Factor</th> <th>Factor</th> </tr> <tr> <th>MHz</th> <th>dBuV/m</th> <th>dBuV/m</th> <th>dB</th> <th>dBuV</th> <th>dB/m</th> <th>dB</th> <th>dB</th> <th>dB</th> </tr> </thead> <tbody> <tr> <td>1 10620.00</td> <td>45.31</td> <td>74.00</td> <td>-28.69</td> <td>54.87</td> <td>37.77</td> <td>14.31</td> <td>61.64</td> <td>0.00</td> <td>300</td> <td>360</td> <td>PEAK</td> </tr> </tbody> </table>	Limit	Read	Ant	Cable	Preamp	Aux	APos	TPos	Remark	Freq	Level	Line	Margin	Level	Factor	Loss	Factor	Factor	MHz	dBuV/m	dBuV/m	dB	dBuV	dB/m	dB	dB	dB	1 10620.00	45.31	74.00	-28.69	54.87	37.77	14.31	61.64	0.00	300	360	PEAK
Limit	Read	Ant	Cable	Preamp	Aux	APos	TPos	Remark																																																																								
Freq	Level	Line	Margin	Level	Factor	Loss	Factor	Factor																																																																								
MHz	dBuV/m	dBuV/m	dB	dBuV	dB/m	dB	dB	dB																																																																								
1 10620.00	45.89	74.00	-28.11	55.45	37.77	14.31	61.64	0.00	100	360	PEAK																																																																					
Limit	Read	Ant	Cable	Preamp	Aux	APos	TPos	Remark																																																																								
Freq	Level	Line	Margin	Level	Factor	Loss	Factor	Factor																																																																								
MHz	dBuV/m	dBuV/m	dB	dBuV	dB/m	dB	dB	dB																																																																								
1 10620.00	45.31	74.00	-28.69	54.87	37.77	14.31	61.64	0.00	300	360	PEAK																																																																					



		23																																																					
Mode		Band Edge - L																																																					
		U-NII-2C_5.47-5.725_802.11ac VHT40_CH102_Full_5510MHz																																																					
Pol.		Horizontal				Fundamental																																																	
Peak	Horizontal	<table border="1"> <thead> <tr> <th>Limit</th> <th>Read</th> <th>Ant</th> <th>Cable</th> <th>Preamp</th> <th>Aux</th> <th>APos</th> <th>TPos</th> <th colspan="2"></th> </tr> <tr> <th>Freq</th> <th>Level</th> <th>Line Margin</th> <th>Level Factor</th> <th>Loss Factor</th> <th>Factor</th> <th></th> <th></th> <th>cm</th> <th>deg</th> </tr> </thead> <tbody> <tr> <td>1</td> <td>5456.88</td> <td>54.74</td> <td>74.00</td> <td>-19.26</td> <td>41.91</td> <td>34.80</td> <td>10.02</td> <td>31.99</td> <td>0.00</td> <td>100</td> <td>334</td> <td>PEAK</td> </tr> <tr> <td>2</td> <td>5469.20</td> <td>56.83</td> <td>68.30</td> <td>-11.47</td> <td>43.99</td> <td>34.80</td> <td>10.04</td> <td>32.00</td> <td>0.00</td> <td>100</td> <td>334</td> <td>PEAK</td> </tr> </tbody> </table>								Limit	Read	Ant	Cable	Preamp	Aux	APos	TPos			Freq	Level	Line Margin	Level Factor	Loss Factor	Factor			cm	deg	1	5456.88	54.74	74.00	-19.26	41.91	34.80	10.02	31.99	0.00	100	334	PEAK	2	5469.20	56.83	68.30	-11.47	43.99	34.80	10.04	32.00	0.00	100	334	PEAK
	Limit	Read	Ant	Cable	Preamp	Aux	APos	TPos																																															
Freq	Level	Line Margin	Level Factor	Loss Factor	Factor			cm	deg																																														
1	5456.88	54.74	74.00	-19.26	41.91	34.80	10.02	31.99	0.00	100	334	PEAK																																											
2	5469.20	56.83	68.30	-11.47	43.99	34.80	10.04	32.00	0.00	100	334	PEAK																																											
Fundamental	<table border="1"> <thead> <tr> <th>Limit</th> <th>Read</th> <th>Ant</th> <th>Cable</th> <th>Preamp</th> <th>Aux</th> <th>APos</th> <th>TPos</th> <th colspan="2"></th> </tr> <tr> <th>Freq</th> <th>Level</th> <th>Line Margin</th> <th>Level Factor</th> <th>Loss Factor</th> <th>Factor</th> <th></th> <th></th> <th>cm</th> <th>deg</th> </tr> </thead> <tbody> <tr> <td>1</td> <td>5510.00</td> <td>91.62</td> <td>-----</td> <td>-----</td> <td>78.74</td> <td>34.79</td> <td>10.11</td> <td>32.02</td> <td>0.00</td> <td>100</td> <td>334</td> <td>PEAK</td> </tr> </tbody> </table>								Limit	Read	Ant	Cable	Preamp	Aux	APos	TPos			Freq	Level	Line Margin	Level Factor	Loss Factor	Factor			cm	deg	1	5510.00	91.62	-----	-----	78.74	34.79	10.11	32.02	0.00	100	334	PEAK														
Limit	Read	Ant	Cable	Preamp	Aux	APos	TPos																																																
Freq	Level	Line Margin	Level Factor	Loss Factor	Factor			cm	deg																																														
1	5510.00	91.62	-----	-----	78.74	34.79	10.11	32.02	0.00	100	334	PEAK																																											
Avg	Horizontal	<table border="1"> <thead> <tr> <th>Limit</th> <th>Read</th> <th>Ant</th> <th>Cable</th> <th>Preamp</th> <th>Aux</th> <th>APos</th> <th>TPos</th> <th colspan="2"></th> </tr> <tr> <th>Freq</th> <th>Level</th> <th>Line Margin</th> <th>Level Factor</th> <th>Loss Factor</th> <th>Factor</th> <th></th> <th></th> <th>cm</th> <th>deg</th> </tr> </thead> <tbody> <tr> <td>1</td> <td>5459.44</td> <td>43.76</td> <td>54.00</td> <td>-10.24</td> <td>30.92</td> <td>34.80</td> <td>10.03</td> <td>31.99</td> <td>0.00</td> <td>100</td> <td>334</td> <td>AVERAGE</td> </tr> </tbody> </table>								Limit	Read	Ant	Cable	Preamp	Aux	APos	TPos			Freq	Level	Line Margin	Level Factor	Loss Factor	Factor			cm	deg	1	5459.44	43.76	54.00	-10.24	30.92	34.80	10.03	31.99	0.00	100	334	AVERAGE													
	Limit	Read	Ant	Cable	Preamp	Aux	APos	TPos																																															
Freq	Level	Line Margin	Level Factor	Loss Factor	Factor			cm	deg																																														
1	5459.44	43.76	54.00	-10.24	30.92	34.80	10.03	31.99	0.00	100	334	AVERAGE																																											
Fundamental	<table border="1"> <thead> <tr> <th>Limit</th> <th>Read</th> <th>Ant</th> <th>Cable</th> <th>Preamp</th> <th>Aux</th> <th>APos</th> <th>TPos</th> <th colspan="2"></th> </tr> <tr> <th>Freq</th> <th>Level</th> <th>Line Margin</th> <th>Level Factor</th> <th>Loss Factor</th> <th>Factor</th> <th></th> <th></th> <th>cm</th> <th>deg</th> </tr> </thead> <tbody> <tr> <td>1</td> <td>5510.00</td> <td>82.84</td> <td>-----</td> <td>-----</td> <td>69.96</td> <td>34.79</td> <td>10.11</td> <td>32.02</td> <td>0.00</td> <td>100</td> <td>334</td> <td>AVERAGE</td> </tr> </tbody> </table>								Limit	Read	Ant	Cable	Preamp	Aux	APos	TPos			Freq	Level	Line Margin	Level Factor	Loss Factor	Factor			cm	deg	1	5510.00	82.84	-----	-----	69.96	34.79	10.11	32.02	0.00	100	334	AVERAGE														
Limit	Read	Ant	Cable	Preamp	Aux	APos	TPos																																																
Freq	Level	Line Margin	Level Factor	Loss Factor	Factor			cm	deg																																														
1	5510.00	82.84	-----	-----	69.96	34.79	10.11	32.02	0.00	100	334	AVERAGE																																											



Mode	23																																										
	Band Edge - R																																										
	U-NII-2C_5.47-5.725_802.11ac VHT40_CH102_Full_5510MHz																																										
Pol.	Horizontal	Fundamental																																									
Peak	<p>The plot shows a signal level starting at approximately 87.8 dBuV/m at 5510 MHz, dropping to a noise floor of about 43.9 dBuV/m by 5561 MHz. A sharp peak is observed at 5736.95 MHz, reaching a level of 54.43 dBuV/m. A red horizontal line at 73.1 dBuV/m represents the 5G BAND 1 limit.</p> <table border="1"> <thead> <tr> <th>Limit</th> <th>Read</th> <th>Ant</th> <th>Cable</th> <th>Preamp</th> <th>Aux</th> <th>APos</th> <th>TPos</th> <th>Remark</th> </tr> <tr> <th>Freq</th> <th>Level</th> <th>Line</th> <th>Margin</th> <th>Level</th> <th>Factor</th> <th>Loss</th> <th>Factor</th> <th>Factor</th> </tr> <tr> <th>MHz</th> <th>dBuV/m</th> <th>dBuV/m</th> <th>dB</th> <th>dBuV</th> <th>dB/m</th> <th>dB</th> <th>dB</th> <th>dB</th> <th>cm</th> <th>deg</th> </tr> </thead> <tbody> <tr> <td>1 5736.95</td> <td>54.43</td> <td>68.30</td> <td>-13.87</td> <td>41.56</td> <td>34.54</td> <td>10.35</td> <td>32.02</td> <td>0.00</td> <td>100</td> <td>334</td> <td>PEAK</td> </tr> </tbody> </table>	Limit	Read	Ant	Cable	Preamp	Aux	APos	TPos	Remark	Freq	Level	Line	Margin	Level	Factor	Loss	Factor	Factor	MHz	dBuV/m	dBuV/m	dB	dBuV	dB/m	dB	dB	dB	cm	deg	1 5736.95	54.43	68.30	-13.87	41.56	34.54	10.35	32.02	0.00	100	334	PEAK	Blank
Limit	Read	Ant	Cable	Preamp	Aux	APos	TPos	Remark																																			
Freq	Level	Line	Margin	Level	Factor	Loss	Factor	Factor																																			
MHz	dBuV/m	dBuV/m	dB	dBuV	dB/m	dB	dB	dB	cm	deg																																	
1 5736.95	54.43	68.30	-13.87	41.56	34.54	10.35	32.02	0.00	100	334	PEAK																																



		23																																																																																																					
Mode		Band Edge - L																																																																																																					
		U-NII-2C_5.47-5.725_802.11ac VHT40_CH102_Full_5510MHz																																																																																																					
Pol.	Vertical	Fundamental																																																																																																					
Peak	<table border="1"> <thead> <tr> <th>Limit</th> <th>Read</th> <th>Ant</th> <th>Cable</th> <th>Preamp</th> <th>Aux</th> <th>APos</th> <th>TPos</th> <th colspan="2"></th> </tr> <tr> <th>Freq</th> <th>Level</th> <th>Line</th> <th>Margin</th> <th>Level</th> <th>Factor</th> <th>Loss</th> <th>Factor</th> <th>Factor</th> <th>Remark</th> </tr> <tr> <th>MHz</th> <th>dBuV/m</th> <th>dBuV/m</th> <th>dB</th> <th>dBuV</th> <th>dB/m</th> <th>dB</th> <th>dB</th> <th>dB</th> <th>cm</th> <th>deg</th> </tr> </thead> <tbody> <tr> <td>1</td> <td>5458.96</td> <td>60.46</td> <td>74.00</td> <td>-13.54</td> <td>47.62</td> <td>34.00</td> <td>10.03</td> <td>31.99</td> <td>0.00</td> <td>300</td> <td>356</td> <td>PEAK</td> </tr> <tr> <td>2</td> <td>5469.68</td> <td>64.88</td> <td>68.30</td> <td>-3.42</td> <td>52.04</td> <td>34.00</td> <td>10.04</td> <td>32.00</td> <td>0.00</td> <td>300</td> <td>356</td> <td>PEAK</td> </tr> </tbody> </table>	Limit	Read	Ant	Cable	Preamp	Aux	APos	TPos			Freq	Level	Line	Margin	Level	Factor	Loss	Factor	Factor	Remark	MHz	dBuV/m	dBuV/m	dB	dBuV	dB/m	dB	dB	dB	cm	deg	1	5458.96	60.46	74.00	-13.54	47.62	34.00	10.03	31.99	0.00	300	356	PEAK	2	5469.68	64.88	68.30	-3.42	52.04	34.00	10.04	32.00	0.00	300	356	PEAK	<table border="1"> <thead> <tr> <th>Limit</th> <th>Read</th> <th>Ant</th> <th>Cable</th> <th>Preamp</th> <th>Aux</th> <th>APos</th> <th>TPos</th> <th colspan="2"></th> </tr> <tr> <th>Freq</th> <th>Level</th> <th>Line</th> <th>Margin</th> <th>Level</th> <th>Factor</th> <th>Loss</th> <th>Factor</th> <th>Factor</th> <th>Remark</th> </tr> <tr> <th>MHz</th> <th>dBuV/m</th> <th>dBuV/m</th> <th>dB</th> <th>dBuV</th> <th>dB/m</th> <th>dB</th> <th>dB</th> <th>dB</th> <th>cm</th> <th>deg</th> </tr> </thead> <tbody> <tr> <td>1</td> <td>5510.00</td> <td>103.99</td> <td>-----</td> <td>-----</td> <td>91.11</td> <td>34.79</td> <td>10.11</td> <td>32.02</td> <td>0.00</td> <td>300</td> <td>356</td> <td>PEAK</td> </tr> </tbody> </table>	Limit	Read	Ant	Cable	Preamp	Aux	APos	TPos			Freq	Level	Line	Margin	Level	Factor	Loss	Factor	Factor	Remark	MHz	dBuV/m	dBuV/m	dB	dBuV	dB/m	dB	dB	dB	cm	deg	1	5510.00	103.99	-----	-----	91.11	34.79	10.11	32.02	0.00	300	356	PEAK
Limit	Read	Ant	Cable	Preamp	Aux	APos	TPos																																																																																																
Freq	Level	Line	Margin	Level	Factor	Loss	Factor	Factor	Remark																																																																																														
MHz	dBuV/m	dBuV/m	dB	dBuV	dB/m	dB	dB	dB	cm	deg																																																																																													
1	5458.96	60.46	74.00	-13.54	47.62	34.00	10.03	31.99	0.00	300	356	PEAK																																																																																											
2	5469.68	64.88	68.30	-3.42	52.04	34.00	10.04	32.00	0.00	300	356	PEAK																																																																																											
Limit	Read	Ant	Cable	Preamp	Aux	APos	TPos																																																																																																
Freq	Level	Line	Margin	Level	Factor	Loss	Factor	Factor	Remark																																																																																														
MHz	dBuV/m	dBuV/m	dB	dBuV	dB/m	dB	dB	dB	cm	deg																																																																																													
1	5510.00	103.99	-----	-----	91.11	34.79	10.11	32.02	0.00	300	356	PEAK																																																																																											
Avg	<table border="1"> <thead> <tr> <th>Limit</th> <th>Read</th> <th>Ant</th> <th>Cable</th> <th>Preamp</th> <th>Aux</th> <th>APos</th> <th>TPos</th> <th colspan="2"></th> </tr> <tr> <th>Freq</th> <th>Level</th> <th>Line</th> <th>Margin</th> <th>Level</th> <th>Factor</th> <th>Loss</th> <th>Factor</th> <th>Factor</th> <th>Remark</th> </tr> <tr> <th>MHz</th> <th>dBuV/m</th> <th>dBuV/m</th> <th>dB</th> <th>dBuV</th> <th>dB/m</th> <th>dB</th> <th>dB</th> <th>dB</th> <th>cm</th> <th>deg</th> </tr> </thead> <tbody> <tr> <td>1</td> <td>5459.92</td> <td>50.22</td> <td>54.00</td> <td>-3.78</td> <td>37.38</td> <td>34.00</td> <td>10.03</td> <td>31.99</td> <td>0.00</td> <td>300</td> <td>356</td> <td>AVERAGE</td> </tr> </tbody> </table>	Limit	Read	Ant	Cable	Preamp	Aux	APos	TPos			Freq	Level	Line	Margin	Level	Factor	Loss	Factor	Factor	Remark	MHz	dBuV/m	dBuV/m	dB	dBuV	dB/m	dB	dB	dB	cm	deg	1	5459.92	50.22	54.00	-3.78	37.38	34.00	10.03	31.99	0.00	300	356	AVERAGE	<table border="1"> <thead> <tr> <th>Limit</th> <th>Read</th> <th>Ant</th> <th>Cable</th> <th>Preamp</th> <th>Aux</th> <th>APos</th> <th>TPos</th> <th colspan="2"></th> </tr> <tr> <th>Freq</th> <th>Level</th> <th>Line</th> <th>Margin</th> <th>Level</th> <th>Factor</th> <th>Loss</th> <th>Factor</th> <th>Factor</th> <th>Remark</th> </tr> <tr> <th>MHz</th> <th>dBuV/m</th> <th>dBuV/m</th> <th>dB</th> <th>dBuV</th> <th>dB/m</th> <th>dB</th> <th>dB</th> <th>dB</th> <th>cm</th> <th>deg</th> </tr> </thead> <tbody> <tr> <td>1</td> <td>5510.00</td> <td>94.33</td> <td>-----</td> <td>-----</td> <td>81.45</td> <td>34.79</td> <td>10.11</td> <td>32.02</td> <td>0.00</td> <td>300</td> <td>356</td> <td>AVERAGE</td> </tr> </tbody> </table>	Limit	Read	Ant	Cable	Preamp	Aux	APos	TPos			Freq	Level	Line	Margin	Level	Factor	Loss	Factor	Factor	Remark	MHz	dBuV/m	dBuV/m	dB	dBuV	dB/m	dB	dB	dB	cm	deg	1	5510.00	94.33	-----	-----	81.45	34.79	10.11	32.02	0.00	300	356	AVERAGE													
Limit	Read	Ant	Cable	Preamp	Aux	APos	TPos																																																																																																
Freq	Level	Line	Margin	Level	Factor	Loss	Factor	Factor	Remark																																																																																														
MHz	dBuV/m	dBuV/m	dB	dBuV	dB/m	dB	dB	dB	cm	deg																																																																																													
1	5459.92	50.22	54.00	-3.78	37.38	34.00	10.03	31.99	0.00	300	356	AVERAGE																																																																																											
Limit	Read	Ant	Cable	Preamp	Aux	APos	TPos																																																																																																
Freq	Level	Line	Margin	Level	Factor	Loss	Factor	Factor	Remark																																																																																														
MHz	dBuV/m	dBuV/m	dB	dBuV	dB/m	dB	dB	dB	cm	deg																																																																																													
1	5510.00	94.33	-----	-----	81.45	34.79	10.11	32.02	0.00	300	356	AVERAGE																																																																																											



Mode	23																																										
	Band Edge - R																																										
	U-NII-2C_5.47-5.725_802.11ac VHT40_CH102_Full_5510MHz																																										
Pol.	Vertical	Fundamental																																									
Peak	<table border="1"> <thead> <tr> <th>Limit</th> <th>Read</th> <th>Ant</th> <th>Cable</th> <th>Preamp</th> <th>Aux</th> <th>APos</th> <th>TPos</th> <th>Remark</th> </tr> <tr> <th>Freq</th> <th>Level</th> <th>Line</th> <th>Margin</th> <th>Level</th> <th>Factor</th> <th>Loss</th> <th>Factor</th> <th>Factor</th> </tr> <tr> <th>MHz</th> <th>dBuV/m</th> <th>dBuV/m</th> <th>dB</th> <th>dBuV</th> <th>dB/m</th> <th>dB</th> <th>dB</th> <th>dB</th> <th>cm</th> <th>deg</th> </tr> </thead> <tbody> <tr> <td>1 5762.96</td> <td>55.98</td> <td>68.30</td> <td>-12.32</td> <td>43.03</td> <td>34.57</td> <td>10.38</td> <td>32.00</td> <td>0.00</td> <td>300</td> <td>356</td> <td>PEAK</td> </tr> </tbody> </table>	Limit	Read	Ant	Cable	Preamp	Aux	APos	TPos	Remark	Freq	Level	Line	Margin	Level	Factor	Loss	Factor	Factor	MHz	dBuV/m	dBuV/m	dB	dBuV	dB/m	dB	dB	dB	cm	deg	1 5762.96	55.98	68.30	-12.32	43.03	34.57	10.38	32.00	0.00	300	356	PEAK	Blank
Limit	Read	Ant	Cable	Preamp	Aux	APos	TPos	Remark																																			
Freq	Level	Line	Margin	Level	Factor	Loss	Factor	Factor																																			
MHz	dBuV/m	dBuV/m	dB	dBuV	dB/m	dB	dB	dB	cm	deg																																	
1 5762.96	55.98	68.30	-12.32	43.03	34.57	10.38	32.00	0.00	300	356	PEAK																																



Mode	23																																																																																			
	Harmonic																																																																																			
	U-NII-2C_5.47-5.725_802.11ac VHT40_CH102_Full_5510MHz																																																																																			
Pol.	Horizontal	Vertical																																																																																		
Peak Avg	<table border="1"> <thead> <tr> <th>Limit</th> <th>Read</th> <th>Ant</th> <th>Cable</th> <th>Preamp</th> <th>Aux</th> <th>APos</th> <th>TPos</th> <th>Remark</th> </tr> <tr> <th>Freq</th> <th>Level</th> <th>Line</th> <th>Margin</th> <th>Level</th> <th>Factor</th> <th>Loss</th> <th>Factor</th> <th>Factor</th> </tr> <tr> <th>MHz</th> <th>dBuV/m</th> <th>dBuV/m</th> <th>dB</th> <th>dBuV</th> <th>dB/m</th> <th>dB</th> <th>dB</th> <th>dB</th> <th>cm</th> <th>deg</th> </tr> </thead> <tbody> <tr> <td>1 11020.00</td> <td>45.97</td> <td>74.00</td> <td>-28.03</td> <td>55.09</td> <td>38.01</td> <td>14.58</td> <td>61.71</td> <td>0.00</td> <td>300</td> <td>360</td> <td>PEAK</td> </tr> </tbody> </table>	Limit	Read	Ant	Cable	Preamp	Aux	APos	TPos	Remark	Freq	Level	Line	Margin	Level	Factor	Loss	Factor	Factor	MHz	dBuV/m	dBuV/m	dB	dBuV	dB/m	dB	dB	dB	cm	deg	1 11020.00	45.97	74.00	-28.03	55.09	38.01	14.58	61.71	0.00	300	360	PEAK	<table border="1"> <thead> <tr> <th>Limit</th> <th>Read</th> <th>Ant</th> <th>Cable</th> <th>Preamp</th> <th>Aux</th> <th>APos</th> <th>TPos</th> <th>Remark</th> </tr> <tr> <th>Freq</th> <th>Level</th> <th>Line</th> <th>Margin</th> <th>Level</th> <th>Factor</th> <th>Loss</th> <th>Factor</th> <th>Factor</th> </tr> <tr> <th>MHz</th> <th>dBuV/m</th> <th>dBuV/m</th> <th>dB</th> <th>dBuV</th> <th>dB/m</th> <th>dB</th> <th>dB</th> <th>dB</th> <th>cm</th> <th>deg</th> </tr> </thead> <tbody> <tr> <td>1 11020.00</td> <td>46.19</td> <td>74.00</td> <td>-27.81</td> <td>55.31</td> <td>38.01</td> <td>14.58</td> <td>61.71</td> <td>0.00</td> <td>100</td> <td>360</td> <td>PEAK</td> </tr> </tbody> </table>	Limit	Read	Ant	Cable	Preamp	Aux	APos	TPos	Remark	Freq	Level	Line	Margin	Level	Factor	Loss	Factor	Factor	MHz	dBuV/m	dBuV/m	dB	dBuV	dB/m	dB	dB	dB	cm	deg	1 11020.00	46.19	74.00	-27.81	55.31	38.01	14.58	61.71	0.00	100	360	PEAK
Limit	Read	Ant	Cable	Preamp	Aux	APos	TPos	Remark																																																																												
Freq	Level	Line	Margin	Level	Factor	Loss	Factor	Factor																																																																												
MHz	dBuV/m	dBuV/m	dB	dBuV	dB/m	dB	dB	dB	cm	deg																																																																										
1 11020.00	45.97	74.00	-28.03	55.09	38.01	14.58	61.71	0.00	300	360	PEAK																																																																									
Limit	Read	Ant	Cable	Preamp	Aux	APos	TPos	Remark																																																																												
Freq	Level	Line	Margin	Level	Factor	Loss	Factor	Factor																																																																												
MHz	dBuV/m	dBuV/m	dB	dBuV	dB/m	dB	dB	dB	cm	deg																																																																										
1 11020.00	46.19	74.00	-27.81	55.31	38.01	14.58	61.71	0.00	100	360	PEAK																																																																									



		24																																																																																																					
Mode	Band Edge - L																																																																																																						
	U-NII-2C_5.47-5.725_802.11ac VHT40_CH110_Full_5550MHz																																																																																																						
Pol.	Horizontal	Fundamental																																																																																																					
Peak	<table border="1"> <thead> <tr> <th></th> <th>Limit</th> <th>Read</th> <th>Ant</th> <th>Cable</th> <th>Preamp</th> <th>Aux</th> <th>APos</th> <th>TPos</th> <th></th> </tr> <tr> <th>Freq</th> <th>Level</th> <th>Line Margin</th> <th>Level Factor</th> <th>Loss Factor</th> <th>Factor</th> <th>Factor</th> <th></th> <th></th> <th>Remark</th> </tr> <tr> <th></th> <th>MHz</th> <th>dBuV/m</th> <th>dBuV/m</th> <th>dB</th> <th>dBuV</th> <th>dB/m</th> <th>dB</th> <th>dB</th> <th>cm</th> <th>deg</th> </tr> </thead> <tbody> <tr> <td>1</td> <td>5433.80</td> <td>54.12</td> <td>74.00</td> <td>-19.88</td> <td>41.30</td> <td>34.80</td> <td>9.99</td> <td>31.97</td> <td>0.00</td> <td>100</td> <td>334</td> <td>PEAK</td> </tr> <tr> <td>2</td> <td>5466.40</td> <td>53.70</td> <td>68.30</td> <td>-14.60</td> <td>40.85</td> <td>34.00</td> <td>10.04</td> <td>31.99</td> <td>0.00</td> <td>100</td> <td>334</td> <td>PEAK</td> </tr> </tbody> </table>		Limit	Read	Ant	Cable	Preamp	Aux	APos	TPos		Freq	Level	Line Margin	Level Factor	Loss Factor	Factor	Factor			Remark		MHz	dBuV/m	dBuV/m	dB	dBuV	dB/m	dB	dB	cm	deg	1	5433.80	54.12	74.00	-19.88	41.30	34.80	9.99	31.97	0.00	100	334	PEAK	2	5466.40	53.70	68.30	-14.60	40.85	34.00	10.04	31.99	0.00	100	334	PEAK	<table border="1"> <thead> <tr> <th></th> <th>Limit</th> <th>Read</th> <th>Ant</th> <th>Cable</th> <th>Preamp</th> <th>Aux</th> <th>APos</th> <th>TPos</th> <th></th> </tr> <tr> <th>Freq</th> <th>Level</th> <th>Line Margin</th> <th>Level Factor</th> <th>Loss Factor</th> <th>Factor</th> <th>Factor</th> <th></th> <th></th> <th>Remark</th> </tr> <tr> <th></th> <th>MHz</th> <th>dBuV/m</th> <th>dBuV/m</th> <th>dB</th> <th>dBuV</th> <th>dB/m</th> <th>dB</th> <th>dB</th> <th>cm</th> <th>deg</th> </tr> </thead> <tbody> <tr> <td>1</td> <td>5550.00</td> <td>91.44</td> <td>-----</td> <td>-----</td> <td>78.60</td> <td>34.72</td> <td>10.16</td> <td>32.04</td> <td>0.00</td> <td>100</td> <td>334</td> <td>PEAK</td> </tr> </tbody> </table>		Limit	Read	Ant	Cable	Preamp	Aux	APos	TPos		Freq	Level	Line Margin	Level Factor	Loss Factor	Factor	Factor			Remark		MHz	dBuV/m	dBuV/m	dB	dBuV	dB/m	dB	dB	cm	deg	1	5550.00	91.44	-----	-----	78.60	34.72	10.16	32.04	0.00	100	334	PEAK
		Limit	Read	Ant	Cable	Preamp	Aux	APos	TPos																																																																																														
Freq	Level	Line Margin	Level Factor	Loss Factor	Factor	Factor			Remark																																																																																														
	MHz	dBuV/m	dBuV/m	dB	dBuV	dB/m	dB	dB	cm	deg																																																																																													
1	5433.80	54.12	74.00	-19.88	41.30	34.80	9.99	31.97	0.00	100	334	PEAK																																																																																											
2	5466.40	53.70	68.30	-14.60	40.85	34.00	10.04	31.99	0.00	100	334	PEAK																																																																																											
	Limit	Read	Ant	Cable	Preamp	Aux	APos	TPos																																																																																															
Freq	Level	Line Margin	Level Factor	Loss Factor	Factor	Factor			Remark																																																																																														
	MHz	dBuV/m	dBuV/m	dB	dBuV	dB/m	dB	dB	cm	deg																																																																																													
1	5550.00	91.44	-----	-----	78.60	34.72	10.16	32.04	0.00	100	334	PEAK																																																																																											
Avg	<table border="1"> <thead> <tr> <th></th> <th>Limit</th> <th>Read</th> <th>Ant</th> <th>Cable</th> <th>Preamp</th> <th>Aux</th> <th>APos</th> <th>TPos</th> <th></th> </tr> <tr> <th>Freq</th> <th>Level</th> <th>Line Margin</th> <th>Level Factor</th> <th>Loss Factor</th> <th>Factor</th> <th>Factor</th> <th></th> <th></th> <th>Remark</th> </tr> <tr> <th></th> <th>MHz</th> <th>dBuV/m</th> <th>dBuV/m</th> <th>dB</th> <th>dBuV</th> <th>dB/m</th> <th>dB</th> <th>dB</th> <th>cm</th> <th>deg</th> </tr> </thead> <tbody> <tr> <td>1</td> <td>5448.80</td> <td>43.09</td> <td>54.00</td> <td>-10.91</td> <td>30.26</td> <td>34.80</td> <td>10.01</td> <td>31.98</td> <td>0.00</td> <td>100</td> <td>334</td> <td>AVERAGE</td> </tr> </tbody> </table>		Limit	Read	Ant	Cable	Preamp	Aux	APos	TPos		Freq	Level	Line Margin	Level Factor	Loss Factor	Factor	Factor			Remark		MHz	dBuV/m	dBuV/m	dB	dBuV	dB/m	dB	dB	cm	deg	1	5448.80	43.09	54.00	-10.91	30.26	34.80	10.01	31.98	0.00	100	334	AVERAGE	<table border="1"> <thead> <tr> <th></th> <th>Limit</th> <th>Read</th> <th>Ant</th> <th>Cable</th> <th>Preamp</th> <th>Aux</th> <th>APos</th> <th>TPos</th> <th></th> </tr> <tr> <th>Freq</th> <th>Level</th> <th>Line Margin</th> <th>Level Factor</th> <th>Loss Factor</th> <th>Factor</th> <th>Factor</th> <th></th> <th></th> <th>Remark</th> </tr> <tr> <th></th> <th>MHz</th> <th>dBuV/m</th> <th>dBuV/m</th> <th>dB</th> <th>dBuV</th> <th>dB/m</th> <th>dB</th> <th>dB</th> <th>cm</th> <th>deg</th> </tr> </thead> <tbody> <tr> <td>1</td> <td>5550.00</td> <td>82.83</td> <td>-----</td> <td>-----</td> <td>69.99</td> <td>34.72</td> <td>10.16</td> <td>32.04</td> <td>0.00</td> <td>100</td> <td>334</td> <td>AVERAGE</td> </tr> </tbody> </table>		Limit	Read	Ant	Cable	Preamp	Aux	APos	TPos		Freq	Level	Line Margin	Level Factor	Loss Factor	Factor	Factor			Remark		MHz	dBuV/m	dBuV/m	dB	dBuV	dB/m	dB	dB	cm	deg	1	5550.00	82.83	-----	-----	69.99	34.72	10.16	32.04	0.00	100	334	AVERAGE													
	Limit	Read	Ant	Cable	Preamp	Aux	APos	TPos																																																																																															
Freq	Level	Line Margin	Level Factor	Loss Factor	Factor	Factor			Remark																																																																																														
	MHz	dBuV/m	dBuV/m	dB	dBuV	dB/m	dB	dB	cm	deg																																																																																													
1	5448.80	43.09	54.00	-10.91	30.26	34.80	10.01	31.98	0.00	100	334	AVERAGE																																																																																											
	Limit	Read	Ant	Cable	Preamp	Aux	APos	TPos																																																																																															
Freq	Level	Line Margin	Level Factor	Loss Factor	Factor	Factor			Remark																																																																																														
	MHz	dBuV/m	dBuV/m	dB	dBuV	dB/m	dB	dB	cm	deg																																																																																													
1	5550.00	82.83	-----	-----	69.99	34.72	10.16	32.04	0.00	100	334	AVERAGE																																																																																											



Mode	24																																										
	Band Edge - R																																										
	U-NII-2C_5.47-5.725_802.11ac VHT40_CH110_Full_5550MHz																																										
Pol.	Horizontal	Fundamental																																									
Peak	<table border="1"> <thead> <tr> <th>Limit</th> <th>Read</th> <th>Ant</th> <th>Cable</th> <th>Preamp</th> <th>Aux</th> <th>APos</th> <th>TPos</th> <th>Remark</th> </tr> <tr> <th>Freq</th> <th>Level</th> <th>Line</th> <th>Margin</th> <th>Level</th> <th>Factor</th> <th>Loss</th> <th>Factor</th> <th>Factor</th> </tr> <tr> <th>MHz</th> <th>dBuV/m</th> <th>dBuV/m</th> <th>dB</th> <th>dBuV</th> <th>dB/m</th> <th>dB</th> <th>dB</th> <th>dB</th> <th>cm</th> <th>deg</th> </tr> </thead> <tbody> <tr> <td>1 5741.57</td> <td>55.23</td> <td>68.30</td> <td>-13.07</td> <td>42.34</td> <td>34.55</td> <td>10.36</td> <td>32.02</td> <td>0.00</td> <td>100</td> <td>334</td> <td>PEAK</td> </tr> </tbody> </table>	Limit	Read	Ant	Cable	Preamp	Aux	APos	TPos	Remark	Freq	Level	Line	Margin	Level	Factor	Loss	Factor	Factor	MHz	dBuV/m	dBuV/m	dB	dBuV	dB/m	dB	dB	dB	cm	deg	1 5741.57	55.23	68.30	-13.07	42.34	34.55	10.36	32.02	0.00	100	334	PEAK	Blank
Limit	Read	Ant	Cable	Preamp	Aux	APos	TPos	Remark																																			
Freq	Level	Line	Margin	Level	Factor	Loss	Factor	Factor																																			
MHz	dBuV/m	dBuV/m	dB	dBuV	dB/m	dB	dB	dB	cm	deg																																	
1 5741.57	55.23	68.30	-13.07	42.34	34.55	10.36	32.02	0.00	100	334	PEAK																																



		24																																																					
Mode		Band Edge - L																																																					
		U-NII-2C_5.47-5.725_802.11ac VHT40_CH110_Full_5550MHz																																																					
Pol.		Vertical				Fundamental																																																	
Peak	Vertical	<table border="1"> <thead> <tr> <th>Limit</th> <th>Read</th> <th>Ant</th> <th>Cable</th> <th>Preamp</th> <th>Aux</th> <th>APos</th> <th>TPos</th> <th colspan="2"></th> </tr> <tr> <th>Freq</th> <th>Level</th> <th>Line Margin</th> <th>Level Factor</th> <th>Loss Factor</th> <th>Factor</th> <th>Factor</th> <th>Factor</th> <th>cm</th> <th>deg</th> </tr> </thead> <tbody> <tr> <td>1</td> <td>5360.20</td> <td>54.14</td> <td>74.00</td> <td>-19.86</td> <td>41.48</td> <td>34.67</td> <td>9.92</td> <td>31.93</td> <td>0.00</td> <td>294</td> <td>0</td> <td>PEAK</td> </tr> <tr> <td>2</td> <td>5468.00</td> <td>53.90</td> <td>68.30</td> <td>-14.40</td> <td>41.06</td> <td>34.80</td> <td>10.04</td> <td>32.00</td> <td>0.00</td> <td>294</td> <td>0</td> <td>PEAK</td> </tr> </tbody> </table>								Limit	Read	Ant	Cable	Preamp	Aux	APos	TPos			Freq	Level	Line Margin	Level Factor	Loss Factor	Factor	Factor	Factor	cm	deg	1	5360.20	54.14	74.00	-19.86	41.48	34.67	9.92	31.93	0.00	294	0	PEAK	2	5468.00	53.90	68.30	-14.40	41.06	34.80	10.04	32.00	0.00	294	0	PEAK
	Limit	Read	Ant	Cable	Preamp	Aux	APos	TPos																																															
Freq	Level	Line Margin	Level Factor	Loss Factor	Factor	Factor	Factor	cm	deg																																														
1	5360.20	54.14	74.00	-19.86	41.48	34.67	9.92	31.93	0.00	294	0	PEAK																																											
2	5468.00	53.90	68.30	-14.40	41.06	34.80	10.04	32.00	0.00	294	0	PEAK																																											
Fundamental	<table border="1"> <thead> <tr> <th>Limit</th> <th>Read</th> <th>Ant</th> <th>Cable</th> <th>Preamp</th> <th>Aux</th> <th>APos</th> <th>TPos</th> <th colspan="2"></th> </tr> <tr> <th>Freq</th> <th>Level</th> <th>Line Margin</th> <th>Level Factor</th> <th>Loss Factor</th> <th>Factor</th> <th>Factor</th> <th>Factor</th> <th>cm</th> <th>deg</th> </tr> </thead> <tbody> <tr> <td>1</td> <td>5550.00</td> <td>104.25</td> <td>-----</td> <td>-----</td> <td>91.43</td> <td>34.70</td> <td>10.17</td> <td>32.05</td> <td>0.00</td> <td>294</td> <td>0</td> <td>PEAK</td> </tr> </tbody> </table>								Limit	Read	Ant	Cable	Preamp	Aux	APos	TPos			Freq	Level	Line Margin	Level Factor	Loss Factor	Factor	Factor	Factor	cm	deg	1	5550.00	104.25	-----	-----	91.43	34.70	10.17	32.05	0.00	294	0	PEAK														
Limit	Read	Ant	Cable	Preamp	Aux	APos	TPos																																																
Freq	Level	Line Margin	Level Factor	Loss Factor	Factor	Factor	Factor	cm	deg																																														
1	5550.00	104.25	-----	-----	91.43	34.70	10.17	32.05	0.00	294	0	PEAK																																											
Avg	Vertical	<table border="1"> <thead> <tr> <th>Limit</th> <th>Read</th> <th>Ant</th> <th>Cable</th> <th>Preamp</th> <th>Aux</th> <th>APos</th> <th>TPos</th> <th colspan="2"></th> </tr> <tr> <th>Freq</th> <th>Level</th> <th>Line Margin</th> <th>Level Factor</th> <th>Loss Factor</th> <th>Factor</th> <th>Factor</th> <th>Factor</th> <th>cm</th> <th>deg</th> </tr> </thead> <tbody> <tr> <td>1</td> <td>5457.80</td> <td>46.45</td> <td>54.00</td> <td>-7.55</td> <td>33.62</td> <td>34.80</td> <td>10.02</td> <td>31.99</td> <td>0.00</td> <td>294</td> <td>0</td> <td>AVERAGE</td> </tr> </tbody> </table>								Limit	Read	Ant	Cable	Preamp	Aux	APos	TPos			Freq	Level	Line Margin	Level Factor	Loss Factor	Factor	Factor	Factor	cm	deg	1	5457.80	46.45	54.00	-7.55	33.62	34.80	10.02	31.99	0.00	294	0	AVERAGE													
	Limit	Read	Ant	Cable	Preamp	Aux	APos	TPos																																															
Freq	Level	Line Margin	Level Factor	Loss Factor	Factor	Factor	Factor	cm	deg																																														
1	5457.80	46.45	54.00	-7.55	33.62	34.80	10.02	31.99	0.00	294	0	AVERAGE																																											
Fundamental	<table border="1"> <thead> <tr> <th>Limit</th> <th>Read</th> <th>Ant</th> <th>Cable</th> <th>Preamp</th> <th>Aux</th> <th>APos</th> <th>TPos</th> <th colspan="2"></th> </tr> <tr> <th>Freq</th> <th>Level</th> <th>Line Margin</th> <th>Level Factor</th> <th>Loss Factor</th> <th>Factor</th> <th>Factor</th> <th>Factor</th> <th>cm</th> <th>deg</th> </tr> </thead> <tbody> <tr> <td>1</td> <td>5550.00</td> <td>94.49</td> <td>-----</td> <td>-----</td> <td>81.65</td> <td>34.72</td> <td>10.16</td> <td>32.04</td> <td>0.00</td> <td>294</td> <td>0</td> <td>AVERAGE</td> </tr> </tbody> </table>								Limit	Read	Ant	Cable	Preamp	Aux	APos	TPos			Freq	Level	Line Margin	Level Factor	Loss Factor	Factor	Factor	Factor	cm	deg	1	5550.00	94.49	-----	-----	81.65	34.72	10.16	32.04	0.00	294	0	AVERAGE														
Limit	Read	Ant	Cable	Preamp	Aux	APos	TPos																																																
Freq	Level	Line Margin	Level Factor	Loss Factor	Factor	Factor	Factor	cm	deg																																														
1	5550.00	94.49	-----	-----	81.65	34.72	10.16	32.04	0.00	294	0	AVERAGE																																											



Mode	24																																										
	Band Edge - R																																										
	U-NII-2C_5.47-5.725_802.11ac VHT40_CH110_Full_5550MHz																																										
Pol.	Vertical	Fundamental																																									
Peak	<table border="1"> <thead> <tr> <th>Limit</th> <th>Read</th> <th>Ant</th> <th>Cable</th> <th>Preamp</th> <th>Aux</th> <th>APos</th> <th>TPos</th> <th>Remark</th> </tr> <tr> <th>Freq</th> <th>Level</th> <th>Line</th> <th>Margin</th> <th>Level</th> <th>Factor</th> <th>Loss</th> <th>Factor</th> <th>Factor</th> </tr> <tr> <th>MHz</th> <th>dBuV/m</th> <th>dBuV/m</th> <th>dB</th> <th>dBuV</th> <th>dB/m</th> <th>dB</th> <th>dB</th> <th>dB</th> <th>cm</th> <th>deg</th> </tr> </thead> <tbody> <tr> <td>1 5729.10</td> <td>53.76</td> <td>68.30</td> <td>-14.54</td> <td>40.90</td> <td>34.54</td> <td>10.35</td> <td>32.03</td> <td>0.00</td> <td>294</td> <td>0</td> <td>PEAK</td> </tr> </tbody> </table>	Limit	Read	Ant	Cable	Preamp	Aux	APos	TPos	Remark	Freq	Level	Line	Margin	Level	Factor	Loss	Factor	Factor	MHz	dBuV/m	dBuV/m	dB	dBuV	dB/m	dB	dB	dB	cm	deg	1 5729.10	53.76	68.30	-14.54	40.90	34.54	10.35	32.03	0.00	294	0	PEAK	Blank
Limit	Read	Ant	Cable	Preamp	Aux	APos	TPos	Remark																																			
Freq	Level	Line	Margin	Level	Factor	Loss	Factor	Factor																																			
MHz	dBuV/m	dBuV/m	dB	dBuV	dB/m	dB	dB	dB	cm	deg																																	
1 5729.10	53.76	68.30	-14.54	40.90	34.54	10.35	32.03	0.00	294	0	PEAK																																



Mode	24																																																																											
	Harmonic																																																																											
	U-NII-2C_5.47-5.725_802.11ac VHT40_CH110_Full_5550MHz																																																																											
Pol.	Horizontal	Vertical																																																																										
Peak Avg	<table border="1"> <thead> <tr> <th>Limit</th> <th>Read</th> <th>Ant</th> <th>Cable</th> <th>Preamp</th> <th>Aux</th> <th>APos</th> <th>TPos</th> <th>Remark</th> </tr> <tr> <th>Freq</th> <th>Level</th> <th>Line</th> <th>Margin</th> <th>Level</th> <th>Factor</th> <th>Loss</th> <th>Factor</th> <th>Factor</th> </tr> <tr> <th>MHz</th> <th>dBuV/m</th> <th>dBuV/m</th> <th>dB</th> <th>dBuV</th> <th>dB/m</th> <th>dB</th> <th>dB</th> <th>dB</th> </tr> </thead> <tbody> <tr> <td>1 11100.00</td> <td>46.09</td> <td>74.00</td> <td>-27.91</td> <td>55.07</td> <td>38.06</td> <td>14.63</td> <td>61.67</td> <td>0.00</td> <td>300 360 PEAK</td> </tr> </tbody> </table>	Limit	Read	Ant	Cable	Preamp	Aux	APos	TPos	Remark	Freq	Level	Line	Margin	Level	Factor	Loss	Factor	Factor	MHz	dBuV/m	dBuV/m	dB	dBuV	dB/m	dB	dB	dB	1 11100.00	46.09	74.00	-27.91	55.07	38.06	14.63	61.67	0.00	300 360 PEAK	<table border="1"> <thead> <tr> <th>Limit</th> <th>Read</th> <th>Ant</th> <th>Cable</th> <th>Preamp</th> <th>Aux</th> <th>APos</th> <th>TPos</th> <th>Remark</th> </tr> <tr> <th>Freq</th> <th>Level</th> <th>Line</th> <th>Margin</th> <th>Level</th> <th>Factor</th> <th>Loss</th> <th>Factor</th> <th>Factor</th> </tr> <tr> <th>MHz</th> <th>dBuV/m</th> <th>dBuV/m</th> <th>dB</th> <th>dBuV</th> <th>dB/m</th> <th>dB</th> <th>dB</th> <th>dB</th> </tr> </thead> <tbody> <tr> <td>1 11100.00</td> <td>46.15</td> <td>74.00</td> <td>-27.85</td> <td>55.13</td> <td>38.06</td> <td>14.63</td> <td>61.67</td> <td>0.00</td> <td>100 360 PEAK</td> </tr> </tbody> </table>	Limit	Read	Ant	Cable	Preamp	Aux	APos	TPos	Remark	Freq	Level	Line	Margin	Level	Factor	Loss	Factor	Factor	MHz	dBuV/m	dBuV/m	dB	dBuV	dB/m	dB	dB	dB	1 11100.00	46.15	74.00	-27.85	55.13	38.06	14.63	61.67	0.00	100 360 PEAK
Limit	Read	Ant	Cable	Preamp	Aux	APos	TPos	Remark																																																																				
Freq	Level	Line	Margin	Level	Factor	Loss	Factor	Factor																																																																				
MHz	dBuV/m	dBuV/m	dB	dBuV	dB/m	dB	dB	dB																																																																				
1 11100.00	46.09	74.00	-27.91	55.07	38.06	14.63	61.67	0.00	300 360 PEAK																																																																			
Limit	Read	Ant	Cable	Preamp	Aux	APos	TPos	Remark																																																																				
Freq	Level	Line	Margin	Level	Factor	Loss	Factor	Factor																																																																				
MHz	dBuV/m	dBuV/m	dB	dBuV	dB/m	dB	dB	dB																																																																				
1 11100.00	46.15	74.00	-27.85	55.13	38.06	14.63	61.67	0.00	100 360 PEAK																																																																			

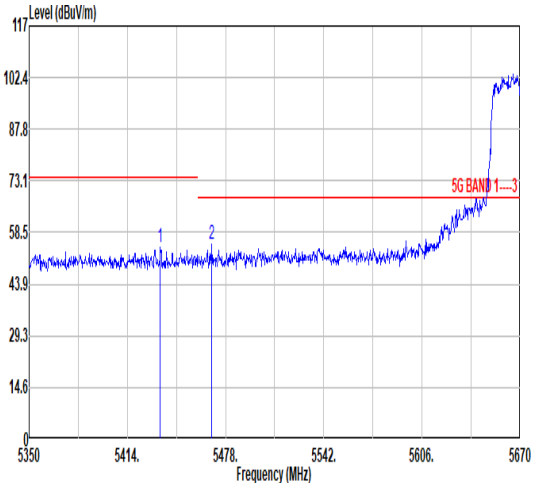
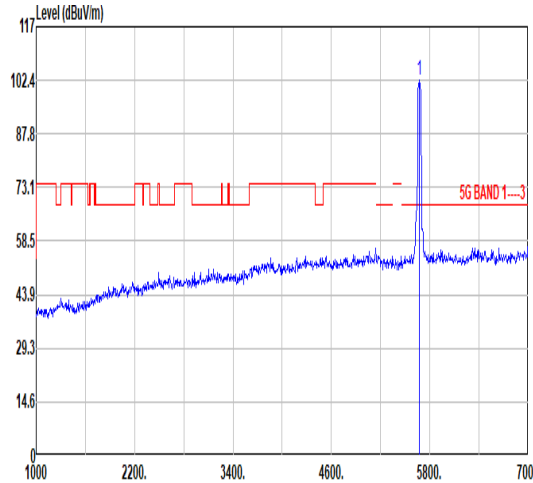
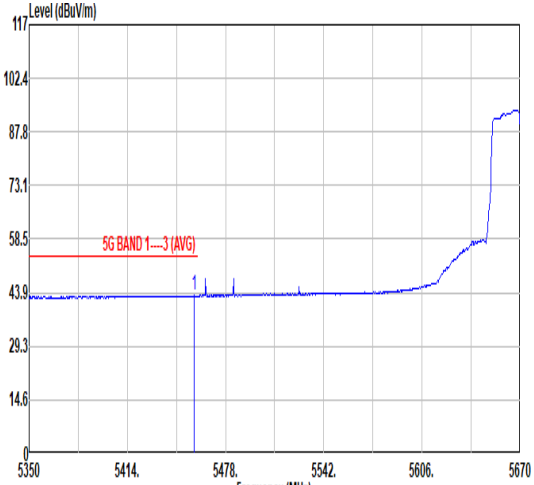
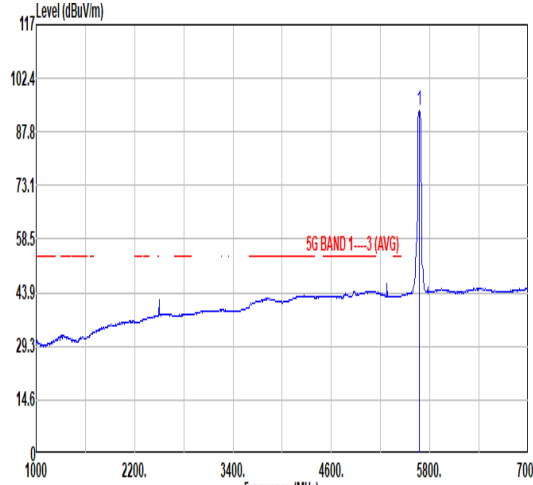


		25																																																																														
Mode		Band Edge - L																																																																														
		U-NII-2C_5.47-5.725_802.11ac VHT40_CH134_Full_5670MHz																																																																														
Pol.		Horizontal				Fundamental																																																																										
Peak	<table border="1"> <thead> <tr> <th>Limit</th> <th>Read</th> <th>Ant</th> <th>Cable</th> <th>Preamp</th> <th>Aux</th> <th>APos</th> <th>TPos</th> <th>Remark</th> </tr> <tr> <th>Freq</th> <th>Level</th> <th>Line Margin</th> <th>Level Factor</th> <th>Loss Factor</th> <th>Factor</th> <th></th> <th></th> <th></th> </tr> <tr> <th>MHz</th> <th>dBuV/m</th> <th>dBuV/m</th> <th>dB</th> <th>dBuV</th> <th>dB/m</th> <th>dB</th> <th>dB</th> <th>cm</th> <th>deg</th> </tr> </thead> <tbody> <tr> <td>1</td> <td>5413.36</td> <td>53.80</td> <td>74.00 -20.20</td> <td>41.00</td> <td>34.80</td> <td>9.96</td> <td>31.96</td> <td>0.00</td> <td>249</td> <td>244 PEAK</td> </tr> </tbody> </table>	Limit	Read	Ant	Cable	Preamp	Aux	APos	TPos	Remark	Freq	Level	Line Margin	Level Factor	Loss Factor	Factor				MHz	dBuV/m	dBuV/m	dB	dBuV	dB/m	dB	dB	cm	deg	1	5413.36	53.80	74.00 -20.20	41.00	34.80	9.96	31.96	0.00	249	244 PEAK	<table border="1"> <thead> <tr> <th>Limit</th> <th>Read</th> <th>Ant</th> <th>Cable</th> <th>Preamp</th> <th>Aux</th> <th>APos</th> <th>TPos</th> <th>Remark</th> </tr> <tr> <th>Freq</th> <th>Level</th> <th>Line Margin</th> <th>Level Factor</th> <th>Loss Factor</th> <th>Factor</th> <th></th> <th></th> <th></th> </tr> <tr> <th>MHz</th> <th>dBuV/m</th> <th>dBuV/m</th> <th>dB</th> <th>dBuV</th> <th>dB/m</th> <th>dB</th> <th>dB</th> <th>cm</th> <th>deg</th> </tr> </thead> <tbody> <tr> <td>1</td> <td>5670.00</td> <td>90.64</td> <td>-----</td> <td>77.88</td> <td>34.51</td> <td>10.31</td> <td>32.06</td> <td>0.00</td> <td>249</td> <td>244 PEAK</td> </tr> </tbody> </table>	Limit	Read	Ant	Cable	Preamp	Aux	APos	TPos	Remark	Freq	Level	Line Margin	Level Factor	Loss Factor	Factor				MHz	dBuV/m	dBuV/m	dB	dBuV	dB/m	dB	dB	cm	deg	1	5670.00	90.64	-----	77.88	34.51	10.31	32.06	0.00	249	244 PEAK
	Limit	Read	Ant	Cable	Preamp	Aux	APos	TPos	Remark																																																																							
Freq	Level	Line Margin	Level Factor	Loss Factor	Factor																																																																											
MHz	dBuV/m	dBuV/m	dB	dBuV	dB/m	dB	dB	cm	deg																																																																							
1	5413.36	53.80	74.00 -20.20	41.00	34.80	9.96	31.96	0.00	249	244 PEAK																																																																						
Limit	Read	Ant	Cable	Preamp	Aux	APos	TPos	Remark																																																																								
Freq	Level	Line Margin	Level Factor	Loss Factor	Factor																																																																											
MHz	dBuV/m	dBuV/m	dB	dBuV	dB/m	dB	dB	cm	deg																																																																							
1	5670.00	90.64	-----	77.88	34.51	10.31	32.06	0.00	249	244 PEAK																																																																						
Avg	<table border="1"> <thead> <tr> <th>Limit</th> <th>Read</th> <th>Ant</th> <th>Cable</th> <th>Preamp</th> <th>Aux</th> <th>APos</th> <th>TPos</th> <th>Remark</th> </tr> <tr> <th>Freq</th> <th>Level</th> <th>Line Margin</th> <th>Level Factor</th> <th>Loss Factor</th> <th>Factor</th> <th></th> <th></th> <th></th> </tr> <tr> <th>MHz</th> <th>dBuV/m</th> <th>dBuV/m</th> <th>dB</th> <th>dBuV</th> <th>dB/m</th> <th>dB</th> <th>dB</th> <th>cm</th> <th>deg</th> </tr> </thead> <tbody> <tr> <td>1</td> <td>5447.92</td> <td>43.09</td> <td>54.00 -10.91</td> <td>30.26</td> <td>34.80</td> <td>10.01</td> <td>31.98</td> <td>0.00</td> <td>249</td> <td>244 AVERAGE</td> </tr> </tbody> </table>	Limit	Read	Ant	Cable	Preamp	Aux	APos	TPos	Remark	Freq	Level	Line Margin	Level Factor	Loss Factor	Factor				MHz	dBuV/m	dBuV/m	dB	dBuV	dB/m	dB	dB	cm	deg	1	5447.92	43.09	54.00 -10.91	30.26	34.80	10.01	31.98	0.00	249	244 AVERAGE	<table border="1"> <thead> <tr> <th>Limit</th> <th>Read</th> <th>Ant</th> <th>Cable</th> <th>Preamp</th> <th>Aux</th> <th>APos</th> <th>TPos</th> <th>Remark</th> </tr> <tr> <th>Freq</th> <th>Level</th> <th>Line Margin</th> <th>Level Factor</th> <th>Loss Factor</th> <th>Factor</th> <th></th> <th></th> <th></th> </tr> <tr> <th>MHz</th> <th>dBuV/m</th> <th>dBuV/m</th> <th>dB</th> <th>dBuV</th> <th>dB/m</th> <th>dB</th> <th>dB</th> <th>cm</th> <th>deg</th> </tr> </thead> <tbody> <tr> <td>1</td> <td>5670.00</td> <td>81.95</td> <td>-----</td> <td>69.20</td> <td>34.51</td> <td>10.31</td> <td>32.07</td> <td>0.00</td> <td>249</td> <td>244 AVERAGE</td> </tr> </tbody> </table>	Limit	Read	Ant	Cable	Preamp	Aux	APos	TPos	Remark	Freq	Level	Line Margin	Level Factor	Loss Factor	Factor				MHz	dBuV/m	dBuV/m	dB	dBuV	dB/m	dB	dB	cm	deg	1	5670.00	81.95	-----	69.20	34.51	10.31	32.07	0.00	249	244 AVERAGE
	Limit	Read	Ant	Cable	Preamp	Aux	APos	TPos	Remark																																																																							
Freq	Level	Line Margin	Level Factor	Loss Factor	Factor																																																																											
MHz	dBuV/m	dBuV/m	dB	dBuV	dB/m	dB	dB	cm	deg																																																																							
1	5447.92	43.09	54.00 -10.91	30.26	34.80	10.01	31.98	0.00	249	244 AVERAGE																																																																						
Limit	Read	Ant	Cable	Preamp	Aux	APos	TPos	Remark																																																																								
Freq	Level	Line Margin	Level Factor	Loss Factor	Factor																																																																											
MHz	dBuV/m	dBuV/m	dB	dBuV	dB/m	dB	dB	cm	deg																																																																							
1	5670.00	81.95	-----	69.20	34.51	10.31	32.07	0.00	249	244 AVERAGE																																																																						



Mode	25																																										
	Band Edge - R																																										
	U-NII-2C_5.47-5.725_802.11ac VHT40_CH134_Full_5670MHz																																										
Pol.	Horizontal	Fundamental																																									
Peak	<p>The plot shows a signal level starting at approximately 87.8 dBuV/m at 5670 MHz, dropping to a noise floor of about 43.9 dBuV/m by 5700 MHz. A sharp peak is observed at 5756.64 MHz, reaching a level of 54.52 dBuV/m. A red horizontal line at 73.1 dBuV/m is labeled '5G BAND 1---3'.</p> <table border="1"> <thead> <tr> <th>Limit</th> <th>Read</th> <th>Ant</th> <th>Cable</th> <th>Preamp</th> <th>Aux</th> <th>APos</th> <th>TPos</th> <th>Remark</th> </tr> <tr> <th>Freq</th> <th>Level</th> <th>Line</th> <th>Margin</th> <th>Level</th> <th>Factor</th> <th>Loss</th> <th>Factor</th> <th>Factor</th> </tr> <tr> <th>MHz</th> <th>dBuV/m</th> <th>dBuV/m</th> <th>dB</th> <th>dBuV</th> <th>dB/m</th> <th>dB</th> <th>dB</th> <th>dB</th> <th>cm</th> <th>deg</th> </tr> </thead> <tbody> <tr> <td>1 5756.64</td> <td>54.52</td> <td>68.30</td> <td>-13.78</td> <td>41.59</td> <td>34.56</td> <td>10.37</td> <td>32.00</td> <td>0.00</td> <td>249</td> <td>244</td> <td>PEAK</td> </tr> </tbody> </table>	Limit	Read	Ant	Cable	Preamp	Aux	APos	TPos	Remark	Freq	Level	Line	Margin	Level	Factor	Loss	Factor	Factor	MHz	dBuV/m	dBuV/m	dB	dBuV	dB/m	dB	dB	dB	cm	deg	1 5756.64	54.52	68.30	-13.78	41.59	34.56	10.37	32.00	0.00	249	244	PEAK	Blank
Limit	Read	Ant	Cable	Preamp	Aux	APos	TPos	Remark																																			
Freq	Level	Line	Margin	Level	Factor	Loss	Factor	Factor																																			
MHz	dBuV/m	dBuV/m	dB	dBuV	dB/m	dB	dB	dB	cm	deg																																	
1 5756.64	54.52	68.30	-13.78	41.59	34.56	10.37	32.00	0.00	249	244	PEAK																																



		25																																																																																																		
Mode	Band Edge - L																																																																																																			
	U-NII-2C_5.47-5.725_802.11ac VHT40_CH134_Full_5670MHz																																																																																																			
Pol.	Vertical	Fundamental																																																																																																		
Peak	 <table border="1" data-bbox="263 1019 774 1176"> <thead> <tr> <th></th> <th>Limit</th> <th>Read</th> <th>Ant</th> <th>Cable</th> <th>Preamp</th> <th>Aux</th> <th>APos</th> <th>TPos</th> <th></th> </tr> <tr> <th>Freq</th> <th>Level</th> <th>Line Margin</th> <th>Level</th> <th>Factor</th> <th>Loss Factor</th> <th>Factor</th> <th></th> <th></th> <th>Remark</th> </tr> <tr> <th></th> <th>MHz</th> <th>dBuV/m</th> <th>dBuV/m</th> <th>dB</th> <th>dBuV</th> <th>dB/m</th> <th>dB</th> <th>dB</th> <th>cm</th> <th>deg</th> </tr> </thead> <tbody> <tr> <td>1</td> <td>5435.44</td> <td>54.29</td> <td>74.00</td> <td>-19.71</td> <td>41.48</td> <td>34.80</td> <td>9.99</td> <td>31.98</td> <td>0.00</td> <td>300</td> <td>4 PEAK</td> </tr> <tr> <td>2</td> <td>5469.04</td> <td>55.24</td> <td>68.30</td> <td>-13.06</td> <td>42.40</td> <td>34.80</td> <td>10.04</td> <td>32.00</td> <td>0.00</td> <td>300</td> <td>4 PEAK</td> </tr> </tbody> </table>		Limit	Read	Ant	Cable	Preamp	Aux	APos	TPos		Freq	Level	Line Margin	Level	Factor	Loss Factor	Factor			Remark		MHz	dBuV/m	dBuV/m	dB	dBuV	dB/m	dB	dB	cm	deg	1	5435.44	54.29	74.00	-19.71	41.48	34.80	9.99	31.98	0.00	300	4 PEAK	2	5469.04	55.24	68.30	-13.06	42.40	34.80	10.04	32.00	0.00	300	4 PEAK	 <table border="1" data-bbox="901 1019 1412 1176"> <thead> <tr> <th></th> <th>Limit</th> <th>Read</th> <th>Ant</th> <th>Cable</th> <th>Preamp</th> <th>Aux</th> <th>APos</th> <th>TPos</th> <th></th> </tr> <tr> <th>Freq</th> <th>Level</th> <th>Line Margin</th> <th>Level</th> <th>Factor</th> <th>Loss Factor</th> <th>Factor</th> <th></th> <th></th> <th>Remark</th> </tr> <tr> <th></th> <th>MHz</th> <th>dBuV/m</th> <th>dBuV/m</th> <th>dB</th> <th>dBuV</th> <th>dB/m</th> <th>dB</th> <th>dB</th> <th>cm</th> <th>deg</th> </tr> </thead> <tbody> <tr> <td>1</td> <td>5670.00</td> <td>102.53</td> <td>-----</td> <td>-----</td> <td>89.78</td> <td>34.53</td> <td>10.30</td> <td>32.00</td> <td>0.00</td> <td>300</td> <td>4 PEAK</td> </tr> </tbody> </table>		Limit	Read	Ant	Cable	Preamp	Aux	APos	TPos		Freq	Level	Line Margin	Level	Factor	Loss Factor	Factor			Remark		MHz	dBuV/m	dBuV/m	dB	dBuV	dB/m	dB	dB	cm	deg	1	5670.00	102.53	-----	-----	89.78	34.53	10.30	32.00	0.00	300	4 PEAK
		Limit	Read	Ant	Cable	Preamp	Aux	APos	TPos																																																																																											
Freq	Level	Line Margin	Level	Factor	Loss Factor	Factor			Remark																																																																																											
	MHz	dBuV/m	dBuV/m	dB	dBuV	dB/m	dB	dB	cm	deg																																																																																										
1	5435.44	54.29	74.00	-19.71	41.48	34.80	9.99	31.98	0.00	300	4 PEAK																																																																																									
2	5469.04	55.24	68.30	-13.06	42.40	34.80	10.04	32.00	0.00	300	4 PEAK																																																																																									
	Limit	Read	Ant	Cable	Preamp	Aux	APos	TPos																																																																																												
Freq	Level	Line Margin	Level	Factor	Loss Factor	Factor			Remark																																																																																											
	MHz	dBuV/m	dBuV/m	dB	dBuV	dB/m	dB	dB	cm	deg																																																																																										
1	5670.00	102.53	-----	-----	89.78	34.53	10.30	32.00	0.00	300	4 PEAK																																																																																									
Avg	 <table border="1" data-bbox="263 1702 774 1859"> <thead> <tr> <th></th> <th>Limit</th> <th>Read</th> <th>Ant</th> <th>Cable</th> <th>Preamp</th> <th>Aux</th> <th>APos</th> <th>TPos</th> <th></th> </tr> <tr> <th>Freq</th> <th>Level</th> <th>Line Margin</th> <th>Level</th> <th>Factor</th> <th>Loss Factor</th> <th>Factor</th> <th></th> <th></th> <th>Remark</th> </tr> <tr> <th></th> <th>MHz</th> <th>dBuV/m</th> <th>dBuV/m</th> <th>dB</th> <th>dBuV</th> <th>dB/m</th> <th>dB</th> <th>dB</th> <th>cm</th> <th>deg</th> </tr> </thead> <tbody> <tr> <td>1</td> <td>5457.52</td> <td>43.21</td> <td>54.00</td> <td>-10.79</td> <td>30.38</td> <td>34.80</td> <td>10.02</td> <td>31.99</td> <td>0.00</td> <td>300</td> <td>4 AVERAGE</td> </tr> </tbody> </table>		Limit	Read	Ant	Cable	Preamp	Aux	APos	TPos		Freq	Level	Line Margin	Level	Factor	Loss Factor	Factor			Remark		MHz	dBuV/m	dBuV/m	dB	dBuV	dB/m	dB	dB	cm	deg	1	5457.52	43.21	54.00	-10.79	30.38	34.80	10.02	31.99	0.00	300	4 AVERAGE	 <table border="1" data-bbox="901 1702 1412 1859"> <thead> <tr> <th></th> <th>Limit</th> <th>Read</th> <th>Ant</th> <th>Cable</th> <th>Preamp</th> <th>Aux</th> <th>APos</th> <th>TPos</th> <th></th> </tr> <tr> <th>Freq</th> <th>Level</th> <th>Line Margin</th> <th>Level</th> <th>Factor</th> <th>Loss Factor</th> <th>Factor</th> <th></th> <th></th> <th>Remark</th> </tr> <tr> <th></th> <th>MHz</th> <th>dBuV/m</th> <th>dBuV/m</th> <th>dB</th> <th>dBuV</th> <th>dB/m</th> <th>dB</th> <th>dB</th> <th>cm</th> <th>deg</th> </tr> </thead> <tbody> <tr> <td>1</td> <td>5670.00</td> <td>93.71</td> <td>-----</td> <td>-----</td> <td>80.96</td> <td>34.53</td> <td>10.30</td> <td>32.00</td> <td>0.00</td> <td>300</td> <td>4 AVERAGE</td> </tr> </tbody> </table>		Limit	Read	Ant	Cable	Preamp	Aux	APos	TPos		Freq	Level	Line Margin	Level	Factor	Loss Factor	Factor			Remark		MHz	dBuV/m	dBuV/m	dB	dBuV	dB/m	dB	dB	cm	deg	1	5670.00	93.71	-----	-----	80.96	34.53	10.30	32.00	0.00	300	4 AVERAGE												
		Limit	Read	Ant	Cable	Preamp	Aux	APos	TPos																																																																																											
Freq	Level	Line Margin	Level	Factor	Loss Factor	Factor			Remark																																																																																											
	MHz	dBuV/m	dBuV/m	dB	dBuV	dB/m	dB	dB	cm	deg																																																																																										
1	5457.52	43.21	54.00	-10.79	30.38	34.80	10.02	31.99	0.00	300	4 AVERAGE																																																																																									
	Limit	Read	Ant	Cable	Preamp	Aux	APos	TPos																																																																																												
Freq	Level	Line Margin	Level	Factor	Loss Factor	Factor			Remark																																																																																											
	MHz	dBuV/m	dBuV/m	dB	dBuV	dB/m	dB	dB	cm	deg																																																																																										
1	5670.00	93.71	-----	-----	80.96	34.53	10.30	32.00	0.00	300	4 AVERAGE																																																																																									

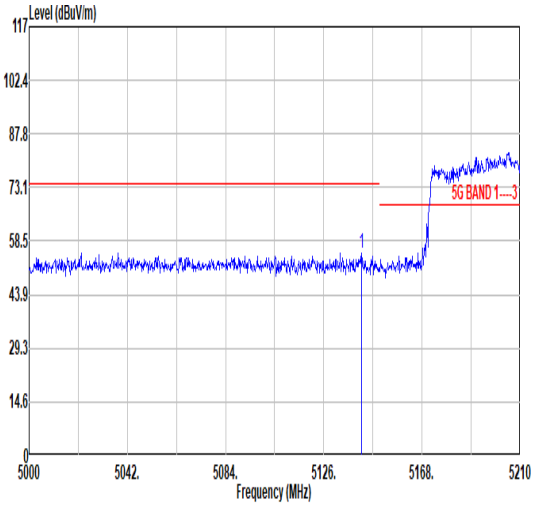
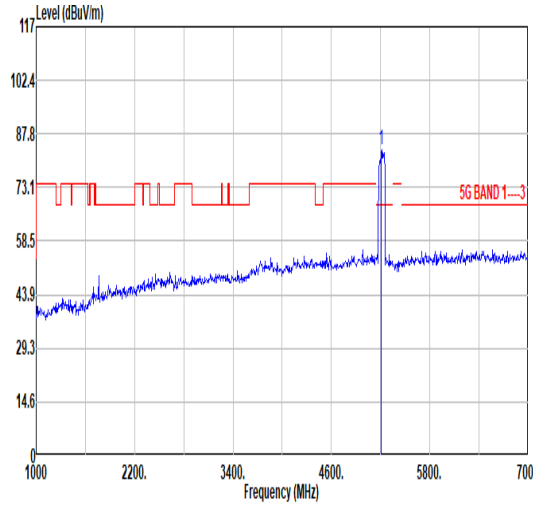
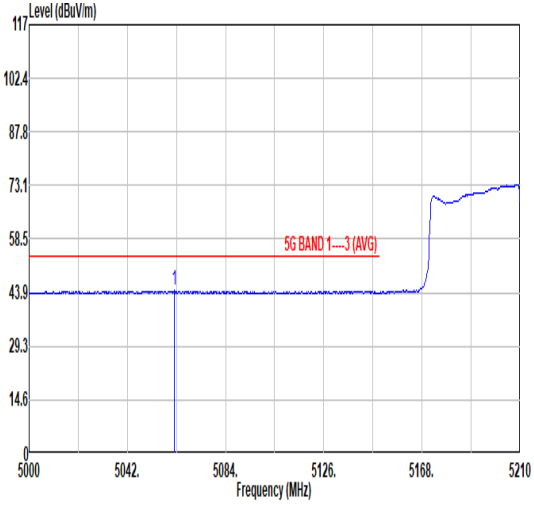
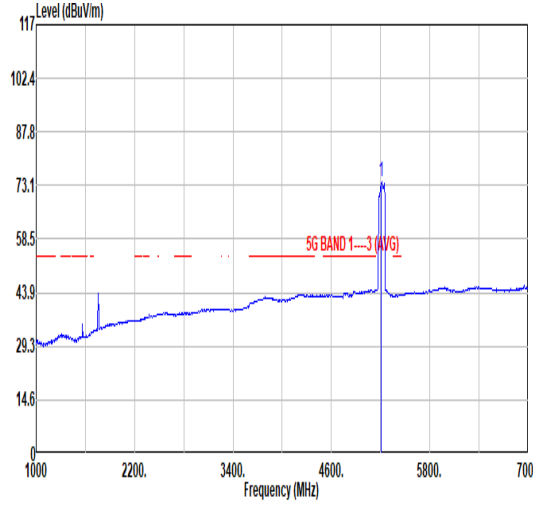


Mode	25																																								
	Band Edge - R																																								
	U-NII-2C_5.47-5.725_802.11ac VHT40_CH134_Full_5670MHz																																								
Pol.	Vertical	Fundamental																																							
Peak	<table border="1"> <thead> <tr> <th>Limit</th> <th>Read</th> <th>Ant</th> <th>Cable</th> <th>Preamp</th> <th>Aux</th> <th>APos</th> <th>TPos</th> <th>Remark</th> </tr> <tr> <th>Freq</th> <th>Level</th> <th>Line</th> <th>Margin</th> <th>Level</th> <th>Factor</th> <th>Loss</th> <th>Factor</th> <th>Factor</th> </tr> <tr> <th>MHz</th> <th>dBuV/m</th> <th>dBuV/m</th> <th>dB</th> <th>dBuV</th> <th>dB/m</th> <th>dB</th> <th>dB</th> <th>cm</th> <th>deg</th> </tr> </thead> <tbody> <tr> <td>1 5728.14</td> <td>56.71</td> <td>68.30</td> <td>-11.59</td> <td>43.85</td> <td>34.54</td> <td>10.35</td> <td>32.03</td> <td>0.00</td> <td>300</td> <td>4 PEAK</td> </tr> </tbody> </table>	Limit	Read	Ant	Cable	Preamp	Aux	APos	TPos	Remark	Freq	Level	Line	Margin	Level	Factor	Loss	Factor	Factor	MHz	dBuV/m	dBuV/m	dB	dBuV	dB/m	dB	dB	cm	deg	1 5728.14	56.71	68.30	-11.59	43.85	34.54	10.35	32.03	0.00	300	4 PEAK	Blank
Limit	Read	Ant	Cable	Preamp	Aux	APos	TPos	Remark																																	
Freq	Level	Line	Margin	Level	Factor	Loss	Factor	Factor																																	
MHz	dBuV/m	dBuV/m	dB	dBuV	dB/m	dB	dB	cm	deg																																
1 5728.14	56.71	68.30	-11.59	43.85	34.54	10.35	32.03	0.00	300	4 PEAK																															



Mode	25																																																																																			
	Harmonic																																																																																			
	U-NII-2C_5.47-5.725_802.11ac VHT40_CH134_Full_5670MHz																																																																																			
Pol.	Horizontal	Vertical																																																																																		
Peak Avg	<table border="1"> <thead> <tr> <th>Limit</th> <th>Read</th> <th>Ant</th> <th>Cable</th> <th>Preamp</th> <th>Aux</th> <th>APos</th> <th>TPos</th> <th>Remark</th> </tr> <tr> <th>Freq</th> <th>Level</th> <th>Line</th> <th>Margin</th> <th>Level</th> <th>Factor</th> <th>Loss</th> <th>Factor</th> <th>Factor</th> </tr> <tr> <th>MHz</th> <th>dBuV/m</th> <th>dBuV/m</th> <th>dB</th> <th>dBuV</th> <th>dB/m</th> <th>dB</th> <th>dB</th> <th>dB</th> <th>cm</th> <th>deg</th> </tr> </thead> <tbody> <tr> <td>1 11340.00</td> <td>46.65</td> <td>74.00</td> <td>-27.35</td> <td>55.23</td> <td>38.20</td> <td>14.80</td> <td>61.58</td> <td>0.00</td> <td>300</td> <td>360</td> <td>PEAK</td> </tr> </tbody> </table>	Limit	Read	Ant	Cable	Preamp	Aux	APos	TPos	Remark	Freq	Level	Line	Margin	Level	Factor	Loss	Factor	Factor	MHz	dBuV/m	dBuV/m	dB	dBuV	dB/m	dB	dB	dB	cm	deg	1 11340.00	46.65	74.00	-27.35	55.23	38.20	14.80	61.58	0.00	300	360	PEAK	<table border="1"> <thead> <tr> <th>Limit</th> <th>Read</th> <th>Ant</th> <th>Cable</th> <th>Preamp</th> <th>Aux</th> <th>APos</th> <th>TPos</th> <th>Remark</th> </tr> <tr> <th>Freq</th> <th>Level</th> <th>Line</th> <th>Margin</th> <th>Level</th> <th>Factor</th> <th>Loss</th> <th>Factor</th> <th>Factor</th> </tr> <tr> <th>MHz</th> <th>dBuV/m</th> <th>dBuV/m</th> <th>dB</th> <th>dBuV</th> <th>dB/m</th> <th>dB</th> <th>dB</th> <th>dB</th> <th>cm</th> <th>deg</th> </tr> </thead> <tbody> <tr> <td>1 11340.00</td> <td>46.11</td> <td>74.00</td> <td>-27.89</td> <td>54.69</td> <td>38.20</td> <td>14.80</td> <td>61.58</td> <td>0.00</td> <td>100</td> <td>360</td> <td>PEAK</td> </tr> </tbody> </table>	Limit	Read	Ant	Cable	Preamp	Aux	APos	TPos	Remark	Freq	Level	Line	Margin	Level	Factor	Loss	Factor	Factor	MHz	dBuV/m	dBuV/m	dB	dBuV	dB/m	dB	dB	dB	cm	deg	1 11340.00	46.11	74.00	-27.89	54.69	38.20	14.80	61.58	0.00	100	360	PEAK
Limit	Read	Ant	Cable	Preamp	Aux	APos	TPos	Remark																																																																												
Freq	Level	Line	Margin	Level	Factor	Loss	Factor	Factor																																																																												
MHz	dBuV/m	dBuV/m	dB	dBuV	dB/m	dB	dB	dB	cm	deg																																																																										
1 11340.00	46.65	74.00	-27.35	55.23	38.20	14.80	61.58	0.00	300	360	PEAK																																																																									
Limit	Read	Ant	Cable	Preamp	Aux	APos	TPos	Remark																																																																												
Freq	Level	Line	Margin	Level	Factor	Loss	Factor	Factor																																																																												
MHz	dBuV/m	dBuV/m	dB	dBuV	dB/m	dB	dB	dB	cm	deg																																																																										
1 11340.00	46.11	74.00	-27.89	54.69	38.20	14.80	61.58	0.00	100	360	PEAK																																																																									

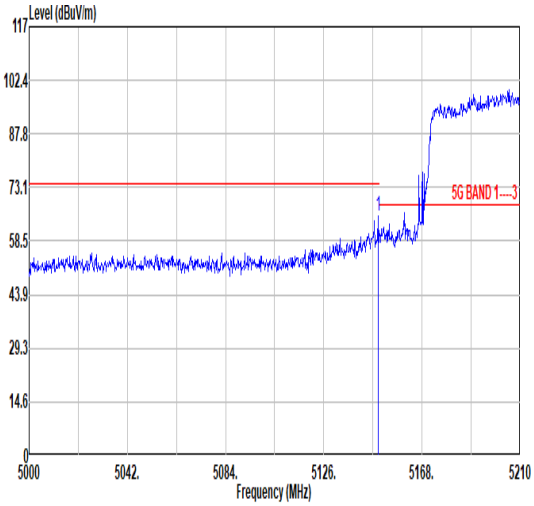
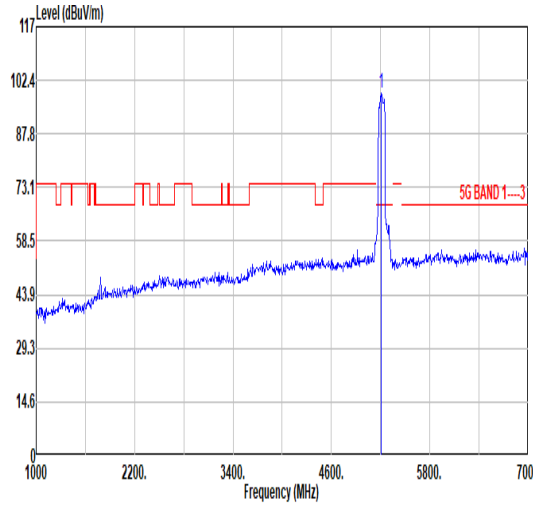
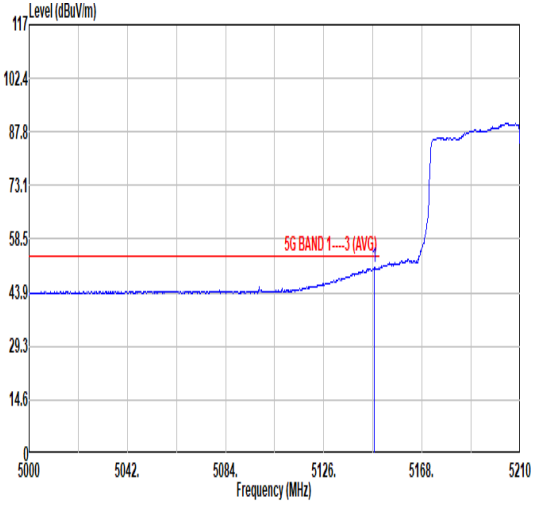
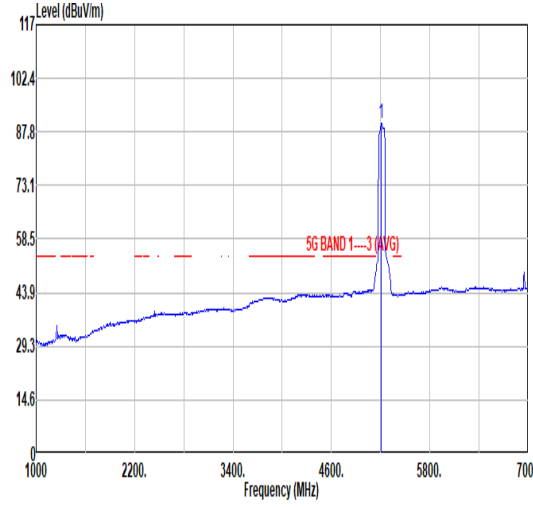


		26																																																																		
Mode		Band Edge - L																																																																		
		U-NII-1_5.15-5.25_802.11ac VHT80_CH42_Full_5210MHz																																																																		
Pol.		Horizontal					Fundamental																																																													
Peak	 <p>Level (dBuV/m)</p> <p>Frequency (MHz)</p> <p>5G BAND 1---3</p> <table border="1"> <thead> <tr> <th>Limit</th> <th>Read</th> <th>Ant</th> <th>Cable</th> <th>Preamp</th> <th>Aux</th> <th>APos</th> <th>TPos</th> <th colspan="2">Remark</th> </tr> <tr> <th>Freq</th> <th>Level</th> <th>Line Margin</th> <th>Level Factor</th> <th>Loss Factor</th> <th>Factor</th> <th></th> <th></th> <th>cm</th> <th>deg</th> </tr> </thead> <tbody> <tr> <td>1</td> <td>5142.17</td> <td>55.21</td> <td>74.00</td> <td>-18.79</td> <td>43.13</td> <td>34.10</td> <td>9.78</td> <td>31.00</td> <td>0.00</td> <td>100</td> <td>142</td> <td>PEAK</td> </tr> </tbody> </table>	Limit	Read	Ant	Cable	Preamp	Aux	APos	TPos	Remark		Freq	Level	Line Margin	Level Factor	Loss Factor	Factor			cm	deg	1	5142.17	55.21	74.00	-18.79	43.13	34.10	9.78	31.00	0.00	100	142	PEAK	 <p>Level (dBuV/m)</p> <p>Frequency (MHz)</p> <p>5G BAND 1---3</p> <table border="1"> <thead> <tr> <th>Limit</th> <th>Read</th> <th>Ant</th> <th>Cable</th> <th>Preamp</th> <th>Aux</th> <th>APos</th> <th>TPos</th> <th colspan="2">Remark</th> </tr> <tr> <th>Freq</th> <th>Level</th> <th>Line Margin</th> <th>Level Factor</th> <th>Loss Factor</th> <th>Factor</th> <th></th> <th></th> <th>cm</th> <th>deg</th> </tr> </thead> <tbody> <tr> <td>1</td> <td>5210.00</td> <td>83.31</td> <td>-----</td> <td>-----</td> <td>71.16</td> <td>34.15</td> <td>9.84</td> <td>31.84</td> <td>0.00</td> <td>100</td> <td>142</td> <td>PEAK</td> </tr> </tbody> </table>	Limit	Read	Ant	Cable	Preamp	Aux	APos	TPos	Remark		Freq	Level	Line Margin	Level Factor	Loss Factor	Factor			cm	deg	1	5210.00	83.31	-----	-----	71.16	34.15	9.84	31.84	0.00	100	142	PEAK
	Limit	Read	Ant	Cable	Preamp	Aux	APos	TPos	Remark																																																											
Freq	Level	Line Margin	Level Factor	Loss Factor	Factor			cm	deg																																																											
1	5142.17	55.21	74.00	-18.79	43.13	34.10	9.78	31.00	0.00	100	142	PEAK																																																								
Limit	Read	Ant	Cable	Preamp	Aux	APos	TPos	Remark																																																												
Freq	Level	Line Margin	Level Factor	Loss Factor	Factor			cm	deg																																																											
1	5210.00	83.31	-----	-----	71.16	34.15	9.84	31.84	0.00	100	142	PEAK																																																								
Avg	 <p>Level (dBuV/m)</p> <p>Frequency (MHz)</p> <p>5G BAND 1---3 (AVG)</p> <table border="1"> <thead> <tr> <th>Limit</th> <th>Read</th> <th>Ant</th> <th>Cable</th> <th>Preamp</th> <th>Aux</th> <th>APos</th> <th>TPos</th> <th colspan="2">Remark</th> </tr> <tr> <th>Freq</th> <th>Level</th> <th>Line Margin</th> <th>Level Factor</th> <th>Loss Factor</th> <th>Factor</th> <th></th> <th></th> <th>cm</th> <th>deg</th> </tr> </thead> <tbody> <tr> <td>1</td> <td>5062.16</td> <td>44.38</td> <td>54.00</td> <td>-9.62</td> <td>32.32</td> <td>34.10</td> <td>9.71</td> <td>31.75</td> <td>0.00</td> <td>100</td> <td>142</td> <td>AVERAGE</td> </tr> </tbody> </table>	Limit	Read	Ant	Cable	Preamp	Aux	APos	TPos	Remark		Freq	Level	Line Margin	Level Factor	Loss Factor	Factor			cm	deg	1	5062.16	44.38	54.00	-9.62	32.32	34.10	9.71	31.75	0.00	100	142	AVERAGE	 <p>Level (dBuV/m)</p> <p>Frequency (MHz)</p> <p>5G BAND 1---3 (AVG)</p> <table border="1"> <thead> <tr> <th>Limit</th> <th>Read</th> <th>Ant</th> <th>Cable</th> <th>Preamp</th> <th>Aux</th> <th>APos</th> <th>TPos</th> <th colspan="2">Remark</th> </tr> <tr> <th>Freq</th> <th>Level</th> <th>Line Margin</th> <th>Level Factor</th> <th>Loss Factor</th> <th>Factor</th> <th></th> <th></th> <th>cm</th> <th>deg</th> </tr> </thead> <tbody> <tr> <td>1</td> <td>5210.00</td> <td>74.32</td> <td>-----</td> <td>-----</td> <td>62.15</td> <td>34.17</td> <td>9.84</td> <td>31.84</td> <td>0.00</td> <td>100</td> <td>142</td> <td>AVERAGE</td> </tr> </tbody> </table>	Limit	Read	Ant	Cable	Preamp	Aux	APos	TPos	Remark		Freq	Level	Line Margin	Level Factor	Loss Factor	Factor			cm	deg	1	5210.00	74.32	-----	-----	62.15	34.17	9.84	31.84	0.00	100	142	AVERAGE
	Limit	Read	Ant	Cable	Preamp	Aux	APos	TPos	Remark																																																											
Freq	Level	Line Margin	Level Factor	Loss Factor	Factor			cm	deg																																																											
1	5062.16	44.38	54.00	-9.62	32.32	34.10	9.71	31.75	0.00	100	142	AVERAGE																																																								
Limit	Read	Ant	Cable	Preamp	Aux	APos	TPos	Remark																																																												
Freq	Level	Line Margin	Level Factor	Loss Factor	Factor			cm	deg																																																											
1	5210.00	74.32	-----	-----	62.15	34.17	9.84	31.84	0.00	100	142	AVERAGE																																																								



	26																																						
Mode	Band Edge - R																																						
	U-NII-1_5.15-5.25_802.11ac VHT80_CH42_Full_5210MHz																																						
Pol.	Horizontal	Fundamental																																					
Peak	<table border="1"> <thead> <tr> <th>Limit</th> <th>Read</th> <th>Ant</th> <th>Cable</th> <th>Preamp</th> <th>Aux</th> <th>APos</th> <th>TPos</th> </tr> <tr> <th>Freq</th> <th>Level</th> <th>Line</th> <th>Margin</th> <th>Level</th> <th>Factor</th> <th>Loss</th> <th>Factor</th> </tr> <tr> <th>MHz</th> <th>dBuV/m</th> <th>dBuV/m</th> <th>dB</th> <th>dBuV</th> <th>dB/m</th> <th>dB</th> <th>dB</th> </tr> </thead> <tbody> <tr> <td>1</td> <td>5459.75</td> <td>53.24</td> <td>74.00</td> <td>-20.76</td> <td>40.40</td> <td>34.80</td> <td>10.03</td> <td>31.99</td> <td>0.00</td> <td>100</td> <td>142</td> <td>PEAK</td> </tr> </tbody> </table>	Limit	Read	Ant	Cable	Preamp	Aux	APos	TPos	Freq	Level	Line	Margin	Level	Factor	Loss	Factor	MHz	dBuV/m	dBuV/m	dB	dBuV	dB/m	dB	dB	1	5459.75	53.24	74.00	-20.76	40.40	34.80	10.03	31.99	0.00	100	142	PEAK	Blank
Limit	Read	Ant	Cable	Preamp	Aux	APos	TPos																																
Freq	Level	Line	Margin	Level	Factor	Loss	Factor																																
MHz	dBuV/m	dBuV/m	dB	dBuV	dB/m	dB	dB																																
1	5459.75	53.24	74.00	-20.76	40.40	34.80	10.03	31.99	0.00	100	142	PEAK																											
Avg	<table border="1"> <thead> <tr> <th>Limit</th> <th>Read</th> <th>Ant</th> <th>Cable</th> <th>Preamp</th> <th>Aux</th> <th>APos</th> <th>TPos</th> </tr> <tr> <th>Freq</th> <th>Level</th> <th>Line</th> <th>Margin</th> <th>Level</th> <th>Factor</th> <th>Loss</th> <th>Factor</th> </tr> <tr> <th>MHz</th> <th>dBuV/m</th> <th>dBuV/m</th> <th>dB</th> <th>dBuV</th> <th>dB/m</th> <th>dB</th> <th>dB</th> </tr> </thead> <tbody> <tr> <td>1</td> <td>5454.00</td> <td>43.40</td> <td>54.00</td> <td>-10.60</td> <td>30.57</td> <td>34.80</td> <td>10.02</td> <td>31.99</td> <td>0.00</td> <td>100</td> <td>142</td> <td>AVERAGE</td> </tr> </tbody> </table>	Limit	Read	Ant	Cable	Preamp	Aux	APos	TPos	Freq	Level	Line	Margin	Level	Factor	Loss	Factor	MHz	dBuV/m	dBuV/m	dB	dBuV	dB/m	dB	dB	1	5454.00	43.40	54.00	-10.60	30.57	34.80	10.02	31.99	0.00	100	142	AVERAGE	Blank
Limit	Read	Ant	Cable	Preamp	Aux	APos	TPos																																
Freq	Level	Line	Margin	Level	Factor	Loss	Factor																																
MHz	dBuV/m	dBuV/m	dB	dBuV	dB/m	dB	dB																																
1	5454.00	43.40	54.00	-10.60	30.57	34.80	10.02	31.99	0.00	100	142	AVERAGE																											



		26																																																																																		
Mode		Band Edge - L																																																																																		
		U-NII-1_5.15-5.25_802.11ac VHT80_CH42_Full_5210MHz																																																																																		
Pol.		Vertical					Fundamental																																																																													
Peak	 <p>Level (dBuV/m)</p> <p>Frequency (MHz)</p> <p>5G BAND 1---3</p> <table border="1"> <thead> <tr> <th>Limit</th> <th>Read</th> <th>Ant</th> <th>Cable</th> <th>Preamp</th> <th>Aux</th> <th>APos</th> <th>TPos</th> <th>Remark</th> </tr> <tr> <th>Freq</th> <th>Level</th> <th>Line Margin</th> <th>Level Factor</th> <th>Loss Factor</th> <th>Factor</th> <th></th> <th></th> <th></th> </tr> <tr> <th>MHz</th> <th>dBuV/m</th> <th>dBuV/m</th> <th>dB</th> <th>dBuV</th> <th>dB/m</th> <th>dB</th> <th>dB</th> <th>cm</th> <th>deg</th> </tr> </thead> <tbody> <tr> <td>1</td> <td>5149.31</td> <td>65.38</td> <td>74.00</td> <td>-8.62</td> <td>53.29</td> <td>34.10</td> <td>9.79</td> <td>31.00</td> <td>0.00</td> <td>300</td> <td>214</td> <td>PEAK</td> </tr> </tbody> </table>	Limit	Read	Ant	Cable	Preamp	Aux	APos	TPos	Remark	Freq	Level	Line Margin	Level Factor	Loss Factor	Factor				MHz	dBuV/m	dBuV/m	dB	dBuV	dB/m	dB	dB	cm	deg	1	5149.31	65.38	74.00	-8.62	53.29	34.10	9.79	31.00	0.00	300	214	PEAK	 <p>Level (dBuV/m)</p> <p>Frequency (MHz)</p> <p>5G BAND 1---3</p> <table border="1"> <thead> <tr> <th>Limit</th> <th>Read</th> <th>Ant</th> <th>Cable</th> <th>Preamp</th> <th>Aux</th> <th>APos</th> <th>TPos</th> <th>Remark</th> </tr> <tr> <th>Freq</th> <th>Level</th> <th>Line Margin</th> <th>Level Factor</th> <th>Loss Factor</th> <th>Factor</th> <th></th> <th></th> <th></th> </tr> <tr> <th>MHz</th> <th>dBuV/m</th> <th>dBuV/m</th> <th>dB</th> <th>dBuV</th> <th>dB/m</th> <th>dB</th> <th>dB</th> <th>cm</th> <th>deg</th> </tr> </thead> <tbody> <tr> <td>1</td> <td>5210.00</td> <td>99.09</td> <td>-----</td> <td>-----</td> <td>86.97</td> <td>34.13</td> <td>9.83</td> <td>31.84</td> <td>0.00</td> <td>300</td> <td>214</td> <td>PEAK</td> </tr> </tbody> </table>	Limit	Read	Ant	Cable	Preamp	Aux	APos	TPos	Remark	Freq	Level	Line Margin	Level Factor	Loss Factor	Factor				MHz	dBuV/m	dBuV/m	dB	dBuV	dB/m	dB	dB	cm	deg	1	5210.00	99.09	-----	-----	86.97	34.13	9.83	31.84	0.00	300	214	PEAK
	Limit	Read	Ant	Cable	Preamp	Aux	APos	TPos	Remark																																																																											
Freq	Level	Line Margin	Level Factor	Loss Factor	Factor																																																																															
MHz	dBuV/m	dBuV/m	dB	dBuV	dB/m	dB	dB	cm	deg																																																																											
1	5149.31	65.38	74.00	-8.62	53.29	34.10	9.79	31.00	0.00	300	214	PEAK																																																																								
Limit	Read	Ant	Cable	Preamp	Aux	APos	TPos	Remark																																																																												
Freq	Level	Line Margin	Level Factor	Loss Factor	Factor																																																																															
MHz	dBuV/m	dBuV/m	dB	dBuV	dB/m	dB	dB	cm	deg																																																																											
1	5210.00	99.09	-----	-----	86.97	34.13	9.83	31.84	0.00	300	214	PEAK																																																																								
Avg	 <p>Level (dBuV/m)</p> <p>Frequency (MHz)</p> <p>5G BAND 1---3 (AVG)</p> <table border="1"> <thead> <tr> <th>Limit</th> <th>Read</th> <th>Ant</th> <th>Cable</th> <th>Preamp</th> <th>Aux</th> <th>APos</th> <th>TPos</th> <th>Remark</th> </tr> <tr> <th>Freq</th> <th>Level</th> <th>Line Margin</th> <th>Level Factor</th> <th>Loss Factor</th> <th>Factor</th> <th></th> <th></th> <th></th> </tr> <tr> <th>MHz</th> <th>dBuV/m</th> <th>dBuV/m</th> <th>dB</th> <th>dBuV</th> <th>dB/m</th> <th>dB</th> <th>dB</th> <th>cm</th> <th>deg</th> </tr> </thead> <tbody> <tr> <td>1</td> <td>5147.63</td> <td>50.86</td> <td>54.00</td> <td>-3.14</td> <td>38.78</td> <td>34.10</td> <td>9.78</td> <td>31.00</td> <td>0.00</td> <td>300</td> <td>214</td> <td>AVERAGE</td> </tr> </tbody> </table>	Limit	Read	Ant	Cable	Preamp	Aux	APos	TPos	Remark	Freq	Level	Line Margin	Level Factor	Loss Factor	Factor				MHz	dBuV/m	dBuV/m	dB	dBuV	dB/m	dB	dB	cm	deg	1	5147.63	50.86	54.00	-3.14	38.78	34.10	9.78	31.00	0.00	300	214	AVERAGE	 <p>Level (dBuV/m)</p> <p>Frequency (MHz)</p> <p>5G BAND 1---3 (AVG)</p> <table border="1"> <thead> <tr> <th>Limit</th> <th>Read</th> <th>Ant</th> <th>Cable</th> <th>Preamp</th> <th>Aux</th> <th>APos</th> <th>TPos</th> <th>Remark</th> </tr> <tr> <th>Freq</th> <th>Level</th> <th>Line Margin</th> <th>Level Factor</th> <th>Loss Factor</th> <th>Factor</th> <th></th> <th></th> <th></th> </tr> <tr> <th>MHz</th> <th>dBuV/m</th> <th>dBuV/m</th> <th>dB</th> <th>dBuV</th> <th>dB/m</th> <th>dB</th> <th>dB</th> <th>cm</th> <th>deg</th> </tr> </thead> <tbody> <tr> <td>1</td> <td>5210.00</td> <td>89.97</td> <td>-----</td> <td>-----</td> <td>77.85</td> <td>34.13</td> <td>9.83</td> <td>31.84</td> <td>0.00</td> <td>300</td> <td>214</td> <td>AVERAGE</td> </tr> </tbody> </table>	Limit	Read	Ant	Cable	Preamp	Aux	APos	TPos	Remark	Freq	Level	Line Margin	Level Factor	Loss Factor	Factor				MHz	dBuV/m	dBuV/m	dB	dBuV	dB/m	dB	dB	cm	deg	1	5210.00	89.97	-----	-----	77.85	34.13	9.83	31.84	0.00	300	214	AVERAGE
	Limit	Read	Ant	Cable	Preamp	Aux	APos	TPos	Remark																																																																											
Freq	Level	Line Margin	Level Factor	Loss Factor	Factor																																																																															
MHz	dBuV/m	dBuV/m	dB	dBuV	dB/m	dB	dB	cm	deg																																																																											
1	5147.63	50.86	54.00	-3.14	38.78	34.10	9.78	31.00	0.00	300	214	AVERAGE																																																																								
Limit	Read	Ant	Cable	Preamp	Aux	APos	TPos	Remark																																																																												
Freq	Level	Line Margin	Level Factor	Loss Factor	Factor																																																																															
MHz	dBuV/m	dBuV/m	dB	dBuV	dB/m	dB	dB	cm	deg																																																																											
1	5210.00	89.97	-----	-----	77.85	34.13	9.83	31.84	0.00	300	214	AVERAGE																																																																								



	26																																										
Mode	Band Edge - R																																										
	U-NII-1_5.15-5.25_802.11ac VHT80_CH42_Full_5210MHz																																										
Pol.	Vertical	Fundamental																																									
Peak	<table border="1"> <thead> <tr> <th>Limit</th> <th>Read</th> <th>Ant</th> <th>Cable</th> <th>Preamp</th> <th>Aux</th> <th>APos</th> <th>TPos</th> <th>Remark</th> </tr> <tr> <th>Freq</th> <th>Level</th> <th>Line</th> <th>Margin</th> <th>Level</th> <th>Factor</th> <th>Loss</th> <th>Factor</th> <th>Factor</th> </tr> <tr> <th>MHz</th> <th>dBuV/m</th> <th>dBuV/m</th> <th>dB</th> <th>dBuV</th> <th>dB/m</th> <th>dB</th> <th>dB</th> <th>cm</th> <th>deg</th> </tr> </thead> <tbody> <tr> <td>1</td> <td>5364.50</td> <td>54.63</td> <td>74.00</td> <td>-19.37</td> <td>41.95</td> <td>34.69</td> <td>9.92</td> <td>31.93</td> <td>0.00</td> <td>300</td> <td>214</td> <td>PEAK</td> </tr> </tbody> </table>	Limit	Read	Ant	Cable	Preamp	Aux	APos	TPos	Remark	Freq	Level	Line	Margin	Level	Factor	Loss	Factor	Factor	MHz	dBuV/m	dBuV/m	dB	dBuV	dB/m	dB	dB	cm	deg	1	5364.50	54.63	74.00	-19.37	41.95	34.69	9.92	31.93	0.00	300	214	PEAK	Blank
Limit	Read	Ant	Cable	Preamp	Aux	APos	TPos	Remark																																			
Freq	Level	Line	Margin	Level	Factor	Loss	Factor	Factor																																			
MHz	dBuV/m	dBuV/m	dB	dBuV	dB/m	dB	dB	cm	deg																																		
1	5364.50	54.63	74.00	-19.37	41.95	34.69	9.92	31.93	0.00	300	214	PEAK																															
Avg	<table border="1"> <thead> <tr> <th>Limit</th> <th>Read</th> <th>Ant</th> <th>Cable</th> <th>Preamp</th> <th>Aux</th> <th>APos</th> <th>TPos</th> <th>Remark</th> </tr> <tr> <th>Freq</th> <th>Level</th> <th>Line</th> <th>Margin</th> <th>Level</th> <th>Factor</th> <th>Loss</th> <th>Factor</th> <th>Factor</th> </tr> <tr> <th>MHz</th> <th>dBuV/m</th> <th>dBuV/m</th> <th>dB</th> <th>dBuV</th> <th>dB/m</th> <th>dB</th> <th>dB</th> <th>cm</th> <th>deg</th> </tr> </thead> <tbody> <tr> <td>1</td> <td>5455.25</td> <td>43.59</td> <td>54.00</td> <td>-10.41</td> <td>30.76</td> <td>34.00</td> <td>10.02</td> <td>31.99</td> <td>0.00</td> <td>300</td> <td>214</td> <td>AVERAGE</td> </tr> </tbody> </table>	Limit	Read	Ant	Cable	Preamp	Aux	APos	TPos	Remark	Freq	Level	Line	Margin	Level	Factor	Loss	Factor	Factor	MHz	dBuV/m	dBuV/m	dB	dBuV	dB/m	dB	dB	cm	deg	1	5455.25	43.59	54.00	-10.41	30.76	34.00	10.02	31.99	0.00	300	214	AVERAGE	Blank
Limit	Read	Ant	Cable	Preamp	Aux	APos	TPos	Remark																																			
Freq	Level	Line	Margin	Level	Factor	Loss	Factor	Factor																																			
MHz	dBuV/m	dBuV/m	dB	dBuV	dB/m	dB	dB	cm	deg																																		
1	5455.25	43.59	54.00	-10.41	30.76	34.00	10.02	31.99	0.00	300	214	AVERAGE																															



		26																																																																																		
Mode		Harmonic																																																																																		
		U-NII-1_5.15-5.25_802.11ac VHT80_CH42_Full_5210MHz																																																																																		
Pol.	Horizontal	Vertical																																																																																		
Peak Avg	<table border="1"> <thead> <tr> <th>Limit</th> <th>Read</th> <th>Ant</th> <th>Cable</th> <th>Preamp</th> <th>Aux</th> <th>APos</th> <th>TPos</th> <th>Remark</th> </tr> <tr> <th>Freq</th> <th>Level</th> <th>Line Margin</th> <th>Level Factor</th> <th>Loss Factor</th> <th>Factor</th> <th>Factor</th> <th></th> <th></th> </tr> <tr> <th>MHz</th> <th>dBuV/m</th> <th>dBuV/m</th> <th>dB</th> <th>dBuV</th> <th>dB/m</th> <th>dB</th> <th>dB</th> <th>cm</th> <th>deg</th> </tr> </thead> <tbody> <tr> <td>1</td> <td>10420.00</td> <td>46.40</td> <td>68.30</td> <td>-21.90</td> <td>56.33</td> <td>37.67</td> <td>14.17</td> <td>61.77</td> <td>0.00</td> <td>300</td> <td>360</td> <td>PEAK</td> </tr> </tbody> </table>	Limit	Read	Ant	Cable	Preamp	Aux	APos	TPos	Remark	Freq	Level	Line Margin	Level Factor	Loss Factor	Factor	Factor			MHz	dBuV/m	dBuV/m	dB	dBuV	dB/m	dB	dB	cm	deg	1	10420.00	46.40	68.30	-21.90	56.33	37.67	14.17	61.77	0.00	300	360	PEAK	<table border="1"> <thead> <tr> <th>Limit</th> <th>Read</th> <th>Ant</th> <th>Cable</th> <th>Preamp</th> <th>Aux</th> <th>APos</th> <th>TPos</th> <th>Remark</th> </tr> <tr> <th>Freq</th> <th>Level</th> <th>Line Margin</th> <th>Level Factor</th> <th>Loss Factor</th> <th>Factor</th> <th>Factor</th> <th></th> <th></th> </tr> <tr> <th>MHz</th> <th>dBuV/m</th> <th>dBuV/m</th> <th>dB</th> <th>dBuV</th> <th>dB/m</th> <th>dB</th> <th>dB</th> <th>cm</th> <th>deg</th> </tr> </thead> <tbody> <tr> <td>1</td> <td>10420.00</td> <td>46.39</td> <td>68.30</td> <td>-21.91</td> <td>56.32</td> <td>37.67</td> <td>14.17</td> <td>61.77</td> <td>0.00</td> <td>100</td> <td>360</td> <td>PEAK</td> </tr> </tbody> </table>	Limit	Read	Ant	Cable	Preamp	Aux	APos	TPos	Remark	Freq	Level	Line Margin	Level Factor	Loss Factor	Factor	Factor			MHz	dBuV/m	dBuV/m	dB	dBuV	dB/m	dB	dB	cm	deg	1	10420.00	46.39	68.30	-21.91	56.32	37.67	14.17	61.77	0.00	100	360	PEAK
	Limit	Read	Ant	Cable	Preamp	Aux	APos	TPos	Remark																																																																											
Freq	Level	Line Margin	Level Factor	Loss Factor	Factor	Factor																																																																														
MHz	dBuV/m	dBuV/m	dB	dBuV	dB/m	dB	dB	cm	deg																																																																											
1	10420.00	46.40	68.30	-21.90	56.33	37.67	14.17	61.77	0.00	300	360	PEAK																																																																								
Limit	Read	Ant	Cable	Preamp	Aux	APos	TPos	Remark																																																																												
Freq	Level	Line Margin	Level Factor	Loss Factor	Factor	Factor																																																																														
MHz	dBuV/m	dBuV/m	dB	dBuV	dB/m	dB	dB	cm	deg																																																																											
1	10420.00	46.39	68.30	-21.91	56.32	37.67	14.17	61.77	0.00	100	360	PEAK																																																																								
Peak Avg																																																																																				

Note: For 18GHz to 40GHz, only worse case is verified in this report.



		27																																																																																																					
Mode		Band Edge - L																																																																																																					
		U-NII-2A_5.25-5.35_802.11ac_VHT80_CH58_Full_5290MHz																																																																																																					
Pol.		Horizontal					Fundamental																																																																																																
Peak																																																																																																							
		<table border="1" style="width: 100%; border-collapse: collapse;"> <thead> <tr> <th>Limit</th> <th>Read</th> <th>Ant</th> <th>Cable</th> <th>Preamp</th> <th>Aux</th> <th>APos</th> <th>TPos</th> <th colspan="3">Remark</th> </tr> <tr> <th>Freq</th> <th>Level</th> <th>Line</th> <th>Margin</th> <th>Level</th> <th>Factor</th> <th>Loss</th> <th>Factor</th> <th>Factor</th> <th></th> <th></th> </tr> <tr> <th>MHz</th> <th>dBuV/m</th> <th>dBuV/m</th> <th>dB</th> <th>dBuV</th> <th>dB/m</th> <th>dB</th> <th>dB</th> <th>dB</th> <th>cm</th> <th>deg</th> </tr> </thead> <tbody> <tr> <td>1</td> <td>5115.13</td> <td>55.24</td> <td>74.00</td> <td>-18.76</td> <td>43.16</td> <td>34.10</td> <td>9.76</td> <td>31.78</td> <td>0.00</td> <td>100</td> <td>143</td> <td>PEAK</td> </tr> </tbody> </table>										Limit	Read	Ant	Cable	Preamp	Aux	APos	TPos	Remark			Freq	Level	Line	Margin	Level	Factor	Loss	Factor	Factor			MHz	dBuV/m	dBuV/m	dB	dBuV	dB/m	dB	dB	dB	cm	deg	1	5115.13	55.24	74.00	-18.76	43.16	34.10	9.76	31.78	0.00	100	143	PEAK																																														
Limit	Read	Ant	Cable	Preamp	Aux	APos	TPos	Remark																																																																																															
Freq	Level	Line	Margin	Level	Factor	Loss	Factor	Factor																																																																																															
MHz	dBuV/m	dBuV/m	dB	dBuV	dB/m	dB	dB	dB	cm	deg																																																																																													
1	5115.13	55.24	74.00	-18.76	43.16	34.10	9.76	31.78	0.00	100	143	PEAK																																																																																											
Avg		<table border="1" style="width: 100%; border-collapse: collapse;"> <thead> <tr> <th>Limit</th> <th>Read</th> <th>Ant</th> <th>Cable</th> <th>Preamp</th> <th>Aux</th> <th>APos</th> <th>TPos</th> <th colspan="3">Remark</th> </tr> <tr> <th>Freq</th> <th>Level</th> <th>Line</th> <th>Margin</th> <th>Level</th> <th>Factor</th> <th>Loss</th> <th>Factor</th> <th>Factor</th> <th></th> <th></th> </tr> <tr> <th>MHz</th> <th>dBuV/m</th> <th>dBuV/m</th> <th>dB</th> <th>dBuV</th> <th>dB/m</th> <th>dB</th> <th>dB</th> <th>dB</th> <th>cm</th> <th>deg</th> </tr> </thead> <tbody> <tr> <td>1</td> <td>5061.77</td> <td>44.49</td> <td>54.00</td> <td>-9.51</td> <td>32.43</td> <td>34.10</td> <td>9.71</td> <td>31.75</td> <td>0.00</td> <td>100</td> <td>143</td> <td>AVERAGE</td> </tr> </tbody> </table>										Limit	Read	Ant	Cable	Preamp	Aux	APos	TPos	Remark			Freq	Level	Line	Margin	Level	Factor	Loss	Factor	Factor			MHz	dBuV/m	dBuV/m	dB	dBuV	dB/m	dB	dB	dB	cm	deg	1	5061.77	44.49	54.00	-9.51	32.43	34.10	9.71	31.75	0.00	100	143	AVERAGE																																														
Limit	Read	Ant	Cable	Preamp	Aux	APos	TPos	Remark																																																																																															
Freq	Level	Line	Margin	Level	Factor	Loss	Factor	Factor																																																																																															
MHz	dBuV/m	dBuV/m	dB	dBuV	dB/m	dB	dB	dB	cm	deg																																																																																													
1	5061.77	44.49	54.00	-9.51	32.43	34.10	9.71	31.75	0.00	100	143	AVERAGE																																																																																											
		<table border="1" style="width: 100%; border-collapse: collapse;"> <thead> <tr> <th>Limit</th> <th>Read</th> <th>Ant</th> <th>Cable</th> <th>Preamp</th> <th>Aux</th> <th>APos</th> <th>TPos</th> <th colspan="3">Remark</th> </tr> <tr> <th>Freq</th> <th>Level</th> <th>Line</th> <th>Margin</th> <th>Level</th> <th>Factor</th> <th>Loss</th> <th>Factor</th> <th>Factor</th> <th></th> <th></th> </tr> <tr> <th>MHz</th> <th>dBuV/m</th> <th>dBuV/m</th> <th>dB</th> <th>dBuV</th> <th>dB/m</th> <th>dB</th> <th>dB</th> <th>dB</th> <th>cm</th> <th>deg</th> </tr> </thead> <tbody> <tr> <td>1</td> <td>5290.00</td> <td>82.27</td> <td>-----</td> <td>-----</td> <td>69.76</td> <td>34.52</td> <td>9.89</td> <td>31.90</td> <td>0.00</td> <td>100</td> <td>143</td> <td>PEAK</td> </tr> </tbody> </table>					Limit	Read	Ant	Cable	Preamp	Aux	APos	TPos	Remark			Freq	Level	Line	Margin	Level	Factor	Loss	Factor	Factor			MHz	dBuV/m	dBuV/m	dB	dBuV	dB/m	dB	dB	dB	cm	deg	1	5290.00	82.27	-----	-----	69.76	34.52	9.89	31.90	0.00	100	143	PEAK	<table border="1" style="width: 100%; border-collapse: collapse;"> <thead> <tr> <th>Limit</th> <th>Read</th> <th>Ant</th> <th>Cable</th> <th>Preamp</th> <th>Aux</th> <th>APos</th> <th>TPos</th> <th colspan="3">Remark</th> </tr> <tr> <th>Freq</th> <th>Level</th> <th>Line</th> <th>Margin</th> <th>Level</th> <th>Factor</th> <th>Loss</th> <th>Factor</th> <th>Factor</th> <th></th> <th></th> </tr> <tr> <th>MHz</th> <th>dBuV/m</th> <th>dBuV/m</th> <th>dB</th> <th>dBuV</th> <th>dB/m</th> <th>dB</th> <th>dB</th> <th>dB</th> <th>cm</th> <th>deg</th> </tr> </thead> <tbody> <tr> <td>1</td> <td>5290.00</td> <td>73.16</td> <td>-----</td> <td>-----</td> <td>60.65</td> <td>34.52</td> <td>9.89</td> <td>31.90</td> <td>0.00</td> <td>100</td> <td>143</td> <td>AVERAGE</td> </tr> </tbody> </table>					Limit	Read	Ant	Cable	Preamp	Aux	APos	TPos	Remark			Freq	Level	Line	Margin	Level	Factor	Loss	Factor	Factor			MHz	dBuV/m	dBuV/m	dB	dBuV	dB/m	dB	dB	dB	cm	deg	1	5290.00	73.16	-----	-----	60.65	34.52	9.89	31.90	0.00	100	143	AVERAGE
Limit	Read	Ant	Cable	Preamp	Aux	APos	TPos	Remark																																																																																															
Freq	Level	Line	Margin	Level	Factor	Loss	Factor	Factor																																																																																															
MHz	dBuV/m	dBuV/m	dB	dBuV	dB/m	dB	dB	dB	cm	deg																																																																																													
1	5290.00	82.27	-----	-----	69.76	34.52	9.89	31.90	0.00	100	143	PEAK																																																																																											
Limit	Read	Ant	Cable	Preamp	Aux	APos	TPos	Remark																																																																																															
Freq	Level	Line	Margin	Level	Factor	Loss	Factor	Factor																																																																																															
MHz	dBuV/m	dBuV/m	dB	dBuV	dB/m	dB	dB	dB	cm	deg																																																																																													
1	5290.00	73.16	-----	-----	60.65	34.52	9.89	31.90	0.00	100	143	AVERAGE																																																																																											



		27																																																																									
Mode	Band Edge - R																																																																										
	U-NII-2A_5.25-5.35_802.11ac_VHT80_CH58_Full_5290MHz																																																																										
Pol.	Horizontal		Fundamental																																																																								
Peak	<table border="1"> <thead> <tr> <th>Limit</th> <th>Read</th> <th>Ant</th> <th>Cable</th> <th>Preamp</th> <th>Aux</th> <th>APos</th> <th>TPos</th> </tr> <tr> <th>Freq</th> <th>Level</th> <th>Line</th> <th>Margin</th> <th>Level</th> <th>Factor</th> <th>Loss</th> <th>Factor</th> </tr> <tr> <th>MHz</th> <th>dBuV/m</th> <th>dBuV/m</th> <th>dB</th> <th>dBuV</th> <th>dB/m</th> <th>dB</th> <th>dB</th> </tr> </thead> <tbody> <tr> <td>1</td> <td>5354.77</td> <td>53.69</td> <td>74.00</td> <td>-20.31</td> <td>41.05</td> <td>34.66</td> <td>9.91</td> </tr> <tr> <td></td> <td></td> <td></td> <td></td> <td></td> <td></td> <td></td> <td>31.93</td> </tr> <tr> <td></td> <td></td> <td></td> <td></td> <td></td> <td></td> <td></td> <td>0.00</td> </tr> <tr> <td></td> <td></td> <td></td> <td></td> <td></td> <td></td> <td></td> <td>100</td> </tr> <tr> <td></td> <td></td> <td></td> <td></td> <td></td> <td></td> <td></td> <td>143</td> </tr> <tr> <td></td> <td></td> <td></td> <td></td> <td></td> <td></td> <td></td> <td>PEAK</td> </tr> </tbody> </table>		Limit	Read	Ant	Cable	Preamp	Aux	APos	TPos	Freq	Level	Line	Margin	Level	Factor	Loss	Factor	MHz	dBuV/m	dBuV/m	dB	dBuV	dB/m	dB	dB	1	5354.77	53.69	74.00	-20.31	41.05	34.66	9.91								31.93								0.00								100								143								PEAK	Blank
Limit	Read	Ant	Cable	Preamp	Aux	APos	TPos																																																																				
Freq	Level	Line	Margin	Level	Factor	Loss	Factor																																																																				
MHz	dBuV/m	dBuV/m	dB	dBuV	dB/m	dB	dB																																																																				
1	5354.77	53.69	74.00	-20.31	41.05	34.66	9.91																																																																				
							31.93																																																																				
							0.00																																																																				
							100																																																																				
							143																																																																				
							PEAK																																																																				
Avg	<table border="1"> <thead> <tr> <th>Limit</th> <th>Read</th> <th>Ant</th> <th>Cable</th> <th>Preamp</th> <th>Aux</th> <th>APos</th> <th>TPos</th> </tr> <tr> <th>Freq</th> <th>Level</th> <th>Line</th> <th>Margin</th> <th>Level</th> <th>Factor</th> <th>Loss</th> <th>Factor</th> </tr> <tr> <th>MHz</th> <th>dBuV/m</th> <th>dBuV/m</th> <th>dB</th> <th>dBuV</th> <th>dB/m</th> <th>dB</th> <th>dB</th> </tr> </thead> <tbody> <tr> <td>1</td> <td>5350.52</td> <td>43.50</td> <td>54.00</td> <td>-10.50</td> <td>30.86</td> <td>34.65</td> <td>9.91</td> </tr> <tr> <td></td> <td></td> <td></td> <td></td> <td></td> <td></td> <td></td> <td>31.92</td> </tr> <tr> <td></td> <td></td> <td></td> <td></td> <td></td> <td></td> <td></td> <td>0.00</td> </tr> <tr> <td></td> <td></td> <td></td> <td></td> <td></td> <td></td> <td></td> <td>100</td> </tr> <tr> <td></td> <td></td> <td></td> <td></td> <td></td> <td></td> <td></td> <td>143</td> </tr> <tr> <td></td> <td></td> <td></td> <td></td> <td></td> <td></td> <td></td> <td>AVERAGE</td> </tr> </tbody> </table>		Limit	Read	Ant	Cable	Preamp	Aux	APos	TPos	Freq	Level	Line	Margin	Level	Factor	Loss	Factor	MHz	dBuV/m	dBuV/m	dB	dBuV	dB/m	dB	dB	1	5350.52	43.50	54.00	-10.50	30.86	34.65	9.91								31.92								0.00								100								143								AVERAGE	Blank
Limit	Read	Ant	Cable	Preamp	Aux	APos	TPos																																																																				
Freq	Level	Line	Margin	Level	Factor	Loss	Factor																																																																				
MHz	dBuV/m	dBuV/m	dB	dBuV	dB/m	dB	dB																																																																				
1	5350.52	43.50	54.00	-10.50	30.86	34.65	9.91																																																																				
							31.92																																																																				
							0.00																																																																				
							100																																																																				
							143																																																																				
							AVERAGE																																																																				



		27																																																																																
Mode		Band Edge - L																																																																																
		U-NII-2A_5.25-5.35_802.11ac_VHT80_CH58_Full_5290MHz																																																																																
Pol.	Vertical	Fundamental																																																																																
Peak	<table border="1"> <thead> <tr> <th>Limit</th> <th>Read</th> <th>Ant</th> <th>Cable</th> <th>Preamp</th> <th>Aux</th> <th>APos</th> <th>TPos</th> <th>Remark</th> </tr> <tr> <th>Freq</th> <th>Level</th> <th>Line</th> <th>Margin</th> <th>Level</th> <th>Factor</th> <th>Loss</th> <th>Factor</th> <th>Factor</th> </tr> <tr> <th>MHz</th> <th>dBuV/m</th> <th>dBuV/m</th> <th>dB</th> <th>dBuV</th> <th>dB/m</th> <th>dB</th> <th>dB</th> <th>dB</th> </tr> </thead> <tbody> <tr> <td>1</td> <td>5044.66</td> <td>55.43</td> <td>74.00</td> <td>-18.57</td> <td>43.38</td> <td>34.10</td> <td>9.69</td> <td>31.74</td> <td>0.00</td> <td>273</td> <td>213</td> <td>PEAK</td> </tr> </tbody> </table>	Limit	Read	Ant	Cable	Preamp	Aux	APos	TPos	Remark	Freq	Level	Line	Margin	Level	Factor	Loss	Factor	Factor	MHz	dBuV/m	dBuV/m	dB	dBuV	dB/m	dB	dB	dB	1	5044.66	55.43	74.00	-18.57	43.38	34.10	9.69	31.74	0.00	273	213	PEAK	<table border="1"> <thead> <tr> <th>Limit</th> <th>Read</th> <th>Ant</th> <th>Cable</th> <th>Preamp</th> <th>Aux</th> <th>APos</th> <th>TPos</th> <th>Remark</th> </tr> <tr> <th>Freq</th> <th>Level</th> <th>Line</th> <th>Margin</th> <th>Level</th> <th>Factor</th> <th>Loss</th> <th>Factor</th> <th>Factor</th> </tr> <tr> <th>MHz</th> <th>dBuV/m</th> <th>dBuV/m</th> <th>dB</th> <th>dBuV</th> <th>dB/m</th> <th>dB</th> <th>dB</th> <th>dB</th> </tr> </thead> <tbody> <tr> <td>1</td> <td>5290.00</td> <td>98.65</td> <td>-----</td> <td>-----</td> <td>86.16</td> <td>34.50</td> <td>9.89</td> <td>31.90</td> <td>0.00</td> <td>273</td> <td>213</td> <td>PEAK</td> </tr> </tbody> </table>	Limit	Read	Ant	Cable	Preamp	Aux	APos	TPos	Remark	Freq	Level	Line	Margin	Level	Factor	Loss	Factor	Factor	MHz	dBuV/m	dBuV/m	dB	dBuV	dB/m	dB	dB	dB	1	5290.00	98.65	-----	-----	86.16	34.50	9.89	31.90	0.00	273	213	PEAK
Limit	Read	Ant	Cable	Preamp	Aux	APos	TPos	Remark																																																																										
Freq	Level	Line	Margin	Level	Factor	Loss	Factor	Factor																																																																										
MHz	dBuV/m	dBuV/m	dB	dBuV	dB/m	dB	dB	dB																																																																										
1	5044.66	55.43	74.00	-18.57	43.38	34.10	9.69	31.74	0.00	273	213	PEAK																																																																						
Limit	Read	Ant	Cable	Preamp	Aux	APos	TPos	Remark																																																																										
Freq	Level	Line	Margin	Level	Factor	Loss	Factor	Factor																																																																										
MHz	dBuV/m	dBuV/m	dB	dBuV	dB/m	dB	dB	dB																																																																										
1	5290.00	98.65	-----	-----	86.16	34.50	9.89	31.90	0.00	273	213	PEAK																																																																						
Avg	<table border="1"> <thead> <tr> <th>Limit</th> <th>Read</th> <th>Ant</th> <th>Cable</th> <th>Preamp</th> <th>Aux</th> <th>APos</th> <th>TPos</th> <th>Remark</th> </tr> <tr> <th>Freq</th> <th>Level</th> <th>Line</th> <th>Margin</th> <th>Level</th> <th>Factor</th> <th>Loss</th> <th>Factor</th> <th>Factor</th> </tr> <tr> <th>MHz</th> <th>dBuV/m</th> <th>dBuV/m</th> <th>dB</th> <th>dBuV</th> <th>dB/m</th> <th>dB</th> <th>dB</th> <th>dB</th> </tr> </thead> <tbody> <tr> <td>1</td> <td>5087.87</td> <td>44.46</td> <td>54.00</td> <td>-9.54</td> <td>32.40</td> <td>34.10</td> <td>9.73</td> <td>31.77</td> <td>0.00</td> <td>273</td> <td>213</td> <td>AVERAGE</td> </tr> </tbody> </table>	Limit	Read	Ant	Cable	Preamp	Aux	APos	TPos	Remark	Freq	Level	Line	Margin	Level	Factor	Loss	Factor	Factor	MHz	dBuV/m	dBuV/m	dB	dBuV	dB/m	dB	dB	dB	1	5087.87	44.46	54.00	-9.54	32.40	34.10	9.73	31.77	0.00	273	213	AVERAGE	<table border="1"> <thead> <tr> <th>Limit</th> <th>Read</th> <th>Ant</th> <th>Cable</th> <th>Preamp</th> <th>Aux</th> <th>APos</th> <th>TPos</th> <th>Remark</th> </tr> <tr> <th>Freq</th> <th>Level</th> <th>Line</th> <th>Margin</th> <th>Level</th> <th>Factor</th> <th>Loss</th> <th>Factor</th> <th>Factor</th> </tr> <tr> <th>MHz</th> <th>dBuV/m</th> <th>dBuV/m</th> <th>dB</th> <th>dBuV</th> <th>dB/m</th> <th>dB</th> <th>dB</th> <th>dB</th> </tr> </thead> <tbody> <tr> <td>1</td> <td>5290.00</td> <td>89.90</td> <td>-----</td> <td>-----</td> <td>77.43</td> <td>34.48</td> <td>9.88</td> <td>31.89</td> <td>0.00</td> <td>273</td> <td>213</td> <td>AVERAGE</td> </tr> </tbody> </table>	Limit	Read	Ant	Cable	Preamp	Aux	APos	TPos	Remark	Freq	Level	Line	Margin	Level	Factor	Loss	Factor	Factor	MHz	dBuV/m	dBuV/m	dB	dBuV	dB/m	dB	dB	dB	1	5290.00	89.90	-----	-----	77.43	34.48	9.88	31.89	0.00	273	213	AVERAGE
Limit	Read	Ant	Cable	Preamp	Aux	APos	TPos	Remark																																																																										
Freq	Level	Line	Margin	Level	Factor	Loss	Factor	Factor																																																																										
MHz	dBuV/m	dBuV/m	dB	dBuV	dB/m	dB	dB	dB																																																																										
1	5087.87	44.46	54.00	-9.54	32.40	34.10	9.73	31.77	0.00	273	213	AVERAGE																																																																						
Limit	Read	Ant	Cable	Preamp	Aux	APos	TPos	Remark																																																																										
Freq	Level	Line	Margin	Level	Factor	Loss	Factor	Factor																																																																										
MHz	dBuV/m	dBuV/m	dB	dBuV	dB/m	dB	dB	dB																																																																										
1	5290.00	89.90	-----	-----	77.43	34.48	9.88	31.89	0.00	273	213	AVERAGE																																																																						



		27																																	
Mode	Band Edge - R																																		
	U-NII-2A_5.25-5.35_802.11ac_VHT80_CH58_Full_5290MHz																																		
Pol.	Vertical	Fundamental																																	
Peak	<table border="1"> <thead> <tr> <th>Limit</th> <th>Read</th> <th>Ant</th> <th>Cable</th> <th>Preamp</th> <th>Aux</th> <th>APos</th> <th>TPos</th> </tr> <tr> <th>Freq Level Line Margin</th> <th>Level Factor</th> <th>Loss Factor</th> <th>Loss Factor</th> <th>Factor</th> <th>Factor</th> <th></th> <th>Remark</th> </tr> <tr> <th>MHz dBuV/m dB</th> <th>dBuV dB/m</th> <th>dB</th> <th>dB</th> <th>dB</th> <th>dB</th> <th>cm</th> <th>deg</th> </tr> </thead> <tbody> <tr> <td>1 5350.86 61.97 74.00 -12.03</td> <td>49.33 34.65</td> <td>9.91 31.92</td> <td>0.00</td> <td>273</td> <td>213</td> <td></td> <td>PEAK</td> </tr> </tbody> </table>		Limit	Read	Ant	Cable	Preamp	Aux	APos	TPos	Freq Level Line Margin	Level Factor	Loss Factor	Loss Factor	Factor	Factor		Remark	MHz dBuV/m dB	dBuV dB/m	dB	dB	dB	dB	cm	deg	1 5350.86 61.97 74.00 -12.03	49.33 34.65	9.91 31.92	0.00	273	213		PEAK	Blank
Limit	Read	Ant	Cable	Preamp	Aux	APos	TPos																												
Freq Level Line Margin	Level Factor	Loss Factor	Loss Factor	Factor	Factor		Remark																												
MHz dBuV/m dB	dBuV dB/m	dB	dB	dB	dB	cm	deg																												
1 5350.86 61.97 74.00 -12.03	49.33 34.65	9.91 31.92	0.00	273	213		PEAK																												
Avg	<table border="1"> <thead> <tr> <th>Limit</th> <th>Read</th> <th>Ant</th> <th>Cable</th> <th>Preamp</th> <th>Aux</th> <th>APos</th> <th>TPos</th> </tr> <tr> <th>Freq Level Line Margin</th> <th>Level Factor</th> <th>Loss Factor</th> <th>Loss Factor</th> <th>Factor</th> <th>Factor</th> <th></th> <th>Remark</th> </tr> <tr> <th>MHz dBuV/m dB</th> <th>dBuV dB/m</th> <th>dB</th> <th>dB</th> <th>dB</th> <th>dB</th> <th>cm</th> <th>deg</th> </tr> </thead> <tbody> <tr> <td>1 5350.52 50.27 54.00 -3.73</td> <td>37.63 34.65</td> <td>9.91 31.92</td> <td>0.00</td> <td>273</td> <td>213</td> <td></td> <td>AVERAGE</td> </tr> </tbody> </table>		Limit	Read	Ant	Cable	Preamp	Aux	APos	TPos	Freq Level Line Margin	Level Factor	Loss Factor	Loss Factor	Factor	Factor		Remark	MHz dBuV/m dB	dBuV dB/m	dB	dB	dB	dB	cm	deg	1 5350.52 50.27 54.00 -3.73	37.63 34.65	9.91 31.92	0.00	273	213		AVERAGE	Blank
Limit	Read	Ant	Cable	Preamp	Aux	APos	TPos																												
Freq Level Line Margin	Level Factor	Loss Factor	Loss Factor	Factor	Factor		Remark																												
MHz dBuV/m dB	dBuV dB/m	dB	dB	dB	dB	cm	deg																												
1 5350.52 50.27 54.00 -3.73	37.63 34.65	9.91 31.92	0.00	273	213		AVERAGE																												



Mode	27																																																																													
	Harmonic																																																																													
	U-NII-2A_5.25-5.35_802.11ac_VHT80_CH58_Full_5290MHz																																																																													
Pol.	Horizontal	Vertical																																																																												
Peak Avg	<table border="1"> <thead> <tr> <th>Limit</th> <th>Read</th> <th>Ant</th> <th>Cable</th> <th>Preamp</th> <th>Aux</th> <th>APos</th> <th>TPos</th> <th>Remark</th> </tr> <tr> <th>Freq</th> <th>Level</th> <th>Line</th> <th>Margin</th> <th>Level</th> <th>Factor</th> <th>Loss</th> <th>Factor</th> <th>Factor</th> </tr> <tr> <th>MHz</th> <th>dBuV/m</th> <th>dBuV/m</th> <th>dB</th> <th>dBuV</th> <th>dB/m</th> <th>dB</th> <th>dB</th> <th>dB</th> </tr> </thead> <tbody> <tr> <td>1 10500.00</td> <td>45.72</td> <td>68.30</td> <td>-22.58</td> <td>55.32</td> <td>37.75</td> <td>14.28</td> <td>61.63</td> <td>0.00</td> <td>300</td> <td>0 PEAK</td> </tr> </tbody> </table>	Limit	Read	Ant	Cable	Preamp	Aux	APos	TPos	Remark	Freq	Level	Line	Margin	Level	Factor	Loss	Factor	Factor	MHz	dBuV/m	dBuV/m	dB	dBuV	dB/m	dB	dB	dB	1 10500.00	45.72	68.30	-22.58	55.32	37.75	14.28	61.63	0.00	300	0 PEAK	<table border="1"> <thead> <tr> <th>Limit</th> <th>Read</th> <th>Ant</th> <th>Cable</th> <th>Preamp</th> <th>Aux</th> <th>APos</th> <th>TPos</th> <th>Remark</th> </tr> <tr> <th>Freq</th> <th>Level</th> <th>Line</th> <th>Margin</th> <th>Level</th> <th>Factor</th> <th>Loss</th> <th>Factor</th> <th>Factor</th> </tr> <tr> <th>MHz</th> <th>dBuV/m</th> <th>dBuV/m</th> <th>dB</th> <th>dBuV</th> <th>dB/m</th> <th>dB</th> <th>dB</th> <th>dB</th> </tr> </thead> <tbody> <tr> <td>1 10500.00</td> <td>46.27</td> <td>68.30</td> <td>-22.03</td> <td>55.87</td> <td>37.75</td> <td>14.28</td> <td>61.63</td> <td>0.00</td> <td>100</td> <td>0 PEAK</td> </tr> </tbody> </table>	Limit	Read	Ant	Cable	Preamp	Aux	APos	TPos	Remark	Freq	Level	Line	Margin	Level	Factor	Loss	Factor	Factor	MHz	dBuV/m	dBuV/m	dB	dBuV	dB/m	dB	dB	dB	1 10500.00	46.27	68.30	-22.03	55.87	37.75	14.28	61.63	0.00	100	0 PEAK
Limit	Read	Ant	Cable	Preamp	Aux	APos	TPos	Remark																																																																						
Freq	Level	Line	Margin	Level	Factor	Loss	Factor	Factor																																																																						
MHz	dBuV/m	dBuV/m	dB	dBuV	dB/m	dB	dB	dB																																																																						
1 10500.00	45.72	68.30	-22.58	55.32	37.75	14.28	61.63	0.00	300	0 PEAK																																																																				
Limit	Read	Ant	Cable	Preamp	Aux	APos	TPos	Remark																																																																						
Freq	Level	Line	Margin	Level	Factor	Loss	Factor	Factor																																																																						
MHz	dBuV/m	dBuV/m	dB	dBuV	dB/m	dB	dB	dB																																																																						
1 10500.00	46.27	68.30	-22.03	55.87	37.75	14.28	61.63	0.00	100	0 PEAK																																																																				

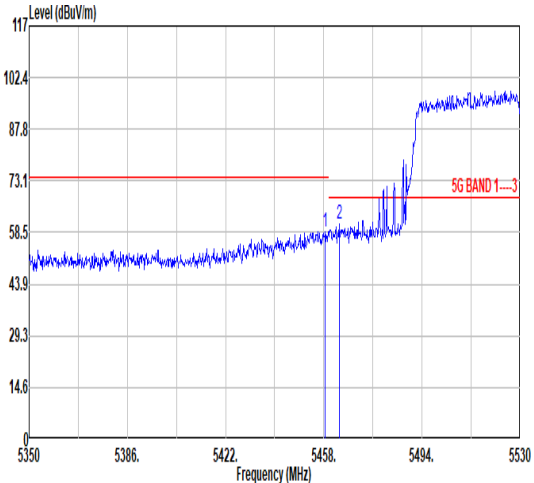
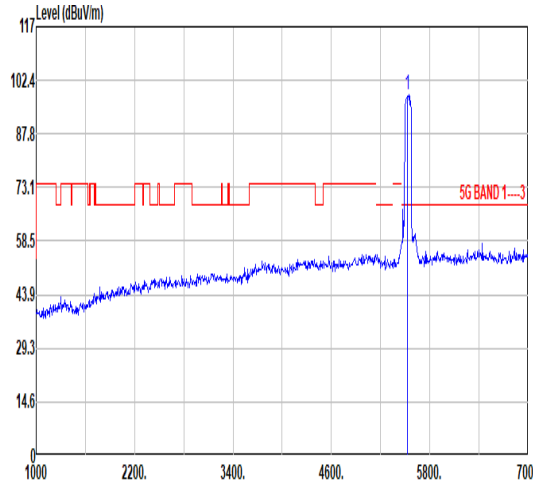
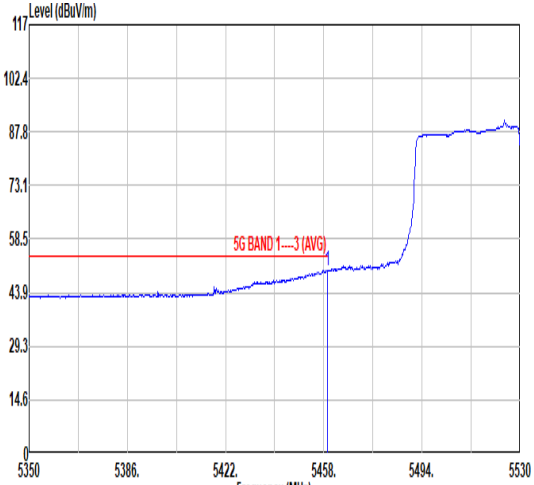
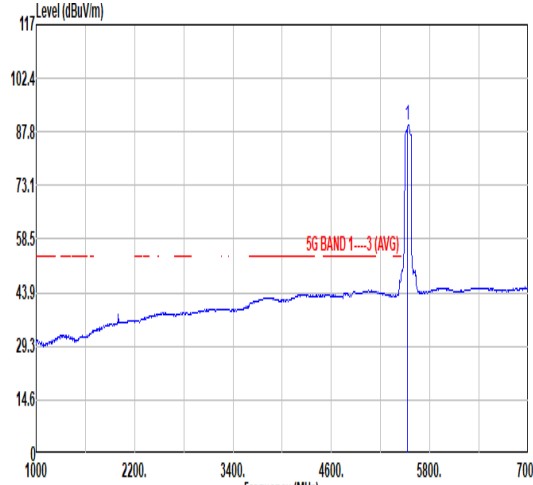


		28																																																																																											
Mode		Band Edge - L																																																																																											
		U-NII-2C_5.47-5.725_802.11ac VHT80_CH106_Full_5530MHz																																																																																											
Pol.	Horizontal	Fundamental																																																																																											
Peak	<table border="1"> <thead> <tr> <th>Limit</th> <th>Read</th> <th>Ant</th> <th>Cable</th> <th>Preamp</th> <th>Aux</th> <th>APos</th> <th>TPos</th> </tr> <tr> <th>Freq</th> <th>Level</th> <th>Line Margin</th> <th>Level Factor</th> <th>Loss Factor</th> <th>Factor</th> <th></th> <th>Remark</th> </tr> <tr> <th>MHz</th> <th>dBuV/m</th> <th>dBuV/m</th> <th>dB</th> <th>dBuV</th> <th>dB/m</th> <th>dB</th> <th>dB</th> <th>cm</th> <th>deg</th> </tr> </thead> <tbody> <tr> <td>1</td> <td>5457.10</td> <td>54.35</td> <td>74.00</td> <td>-19.65</td> <td>41.52</td> <td>34.80</td> <td>10.02</td> <td>31.99</td> <td>0.00</td> <td>100</td> <td>308</td> <td>PEAK</td> </tr> <tr> <td>2</td> <td>5466.82</td> <td>53.79</td> <td>68.30</td> <td>-14.51</td> <td>40.94</td> <td>34.80</td> <td>10.04</td> <td>31.99</td> <td>0.00</td> <td>100</td> <td>308</td> <td>PEAK</td> </tr> </tbody> </table>	Limit	Read	Ant	Cable	Preamp	Aux	APos	TPos	Freq	Level	Line Margin	Level Factor	Loss Factor	Factor		Remark	MHz	dBuV/m	dBuV/m	dB	dBuV	dB/m	dB	dB	cm	deg	1	5457.10	54.35	74.00	-19.65	41.52	34.80	10.02	31.99	0.00	100	308	PEAK	2	5466.82	53.79	68.30	-14.51	40.94	34.80	10.04	31.99	0.00	100	308	PEAK	<table border="1"> <thead> <tr> <th>Limit</th> <th>Read</th> <th>Ant</th> <th>Cable</th> <th>Preamp</th> <th>Aux</th> <th>APos</th> <th>TPos</th> </tr> <tr> <th>Freq</th> <th>Level</th> <th>Line Margin</th> <th>Level Factor</th> <th>Loss Factor</th> <th>Factor</th> <th></th> <th>Remark</th> </tr> <tr> <th>MHz</th> <th>dBuV/m</th> <th>dBuV/m</th> <th>dB</th> <th>dBuV</th> <th>dB/m</th> <th>dB</th> <th>dB</th> <th>cm</th> <th>deg</th> </tr> </thead> <tbody> <tr> <td>1</td> <td>5530.00</td> <td>85.86</td> <td>-----</td> <td>-----</td> <td>73.02</td> <td>34.73</td> <td>10.15</td> <td>32.04</td> <td>0.00</td> <td>100</td> <td>308</td> <td>PEAK</td> </tr> </tbody> </table>	Limit	Read	Ant	Cable	Preamp	Aux	APos	TPos	Freq	Level	Line Margin	Level Factor	Loss Factor	Factor		Remark	MHz	dBuV/m	dBuV/m	dB	dBuV	dB/m	dB	dB	cm	deg	1	5530.00	85.86	-----	-----	73.02	34.73	10.15	32.04	0.00	100	308	PEAK
	Limit	Read	Ant	Cable	Preamp	Aux	APos	TPos																																																																																					
Freq	Level	Line Margin	Level Factor	Loss Factor	Factor		Remark																																																																																						
MHz	dBuV/m	dBuV/m	dB	dBuV	dB/m	dB	dB	cm	deg																																																																																				
1	5457.10	54.35	74.00	-19.65	41.52	34.80	10.02	31.99	0.00	100	308	PEAK																																																																																	
2	5466.82	53.79	68.30	-14.51	40.94	34.80	10.04	31.99	0.00	100	308	PEAK																																																																																	
Limit	Read	Ant	Cable	Preamp	Aux	APos	TPos																																																																																						
Freq	Level	Line Margin	Level Factor	Loss Factor	Factor		Remark																																																																																						
MHz	dBuV/m	dBuV/m	dB	dBuV	dB/m	dB	dB	cm	deg																																																																																				
1	5530.00	85.86	-----	-----	73.02	34.73	10.15	32.04	0.00	100	308	PEAK																																																																																	
Avg	<table border="1"> <thead> <tr> <th>Limit</th> <th>Read</th> <th>Ant</th> <th>Cable</th> <th>Preamp</th> <th>Aux</th> <th>APos</th> <th>TPos</th> </tr> <tr> <th>Freq</th> <th>Level</th> <th>Line Margin</th> <th>Level Factor</th> <th>Loss Factor</th> <th>Factor</th> <th></th> <th>Remark</th> </tr> <tr> <th>MHz</th> <th>dBuV/m</th> <th>dBuV/m</th> <th>dB</th> <th>dBuV</th> <th>dB/m</th> <th>dB</th> <th>dB</th> <th>cm</th> <th>deg</th> </tr> </thead> <tbody> <tr> <td>1</td> <td>5459.26</td> <td>44.19</td> <td>54.00</td> <td>-9.81</td> <td>31.35</td> <td>34.80</td> <td>10.03</td> <td>31.99</td> <td>0.00</td> <td>100</td> <td>308</td> <td>AVERAGE</td> </tr> </tbody> </table>	Limit	Read	Ant	Cable	Preamp	Aux	APos	TPos	Freq	Level	Line Margin	Level Factor	Loss Factor	Factor		Remark	MHz	dBuV/m	dBuV/m	dB	dBuV	dB/m	dB	dB	cm	deg	1	5459.26	44.19	54.00	-9.81	31.35	34.80	10.03	31.99	0.00	100	308	AVERAGE	<table border="1"> <thead> <tr> <th>Limit</th> <th>Read</th> <th>Ant</th> <th>Cable</th> <th>Preamp</th> <th>Aux</th> <th>APos</th> <th>TPos</th> </tr> <tr> <th>Freq</th> <th>Level</th> <th>Line Margin</th> <th>Level Factor</th> <th>Loss Factor</th> <th>Factor</th> <th></th> <th>Remark</th> </tr> <tr> <th>MHz</th> <th>dBuV/m</th> <th>dBuV/m</th> <th>dB</th> <th>dBuV</th> <th>dB/m</th> <th>dB</th> <th>dB</th> <th>cm</th> <th>deg</th> </tr> </thead> <tbody> <tr> <td>1</td> <td>5530.00</td> <td>76.49</td> <td>-----</td> <td>-----</td> <td>63.65</td> <td>34.74</td> <td>10.14</td> <td>32.04</td> <td>0.00</td> <td>100</td> <td>308</td> <td>AVERAGE</td> </tr> </tbody> </table>	Limit	Read	Ant	Cable	Preamp	Aux	APos	TPos	Freq	Level	Line Margin	Level Factor	Loss Factor	Factor		Remark	MHz	dBuV/m	dBuV/m	dB	dBuV	dB/m	dB	dB	cm	deg	1	5530.00	76.49	-----	-----	63.65	34.74	10.14	32.04	0.00	100	308	AVERAGE													
Limit	Read	Ant	Cable	Preamp	Aux	APos	TPos																																																																																						
Freq	Level	Line Margin	Level Factor	Loss Factor	Factor		Remark																																																																																						
MHz	dBuV/m	dBuV/m	dB	dBuV	dB/m	dB	dB	cm	deg																																																																																				
1	5459.26	44.19	54.00	-9.81	31.35	34.80	10.03	31.99	0.00	100	308	AVERAGE																																																																																	
Limit	Read	Ant	Cable	Preamp	Aux	APos	TPos																																																																																						
Freq	Level	Line Margin	Level Factor	Loss Factor	Factor		Remark																																																																																						
MHz	dBuV/m	dBuV/m	dB	dBuV	dB/m	dB	dB	cm	deg																																																																																				
1	5530.00	76.49	-----	-----	63.65	34.74	10.14	32.04	0.00	100	308	AVERAGE																																																																																	



Mode	28																																					
	Band Edge - R																																					
	U-NII-2C_5.47-5.725_802.11ac VHT80_CH106_Full_5530MHz																																					
Pol.	Horizontal	Fundamental																																				
Peak	<table border="1"> <thead> <tr> <th>Limit</th> <th>Read</th> <th>Ant</th> <th>Cable</th> <th>Preamp</th> <th>Aux</th> <th>APos</th> <th>TPos</th> <th>Remark</th> </tr> <tr> <th>Freq</th> <th>Level</th> <th>Line</th> <th>Margin</th> <th>Level</th> <th>Factor</th> <th>Loss</th> <th>Factor</th> <th>Factor</th> </tr> <tr> <th>MHz</th> <th>dBuV/m</th> <th>dBuV/m</th> <th>dB</th> <th>dBuV</th> <th>dB/m</th> <th>dB</th> <th>dB</th> <th>dB</th> </tr> </thead> <tbody> <tr> <td>1 5730.69</td> <td>54.82</td> <td>68.30</td> <td>-13.48</td> <td>41.96</td> <td>34.54</td> <td>10.35</td> <td>32.03</td> <td>0.00</td> </tr> </tbody> </table>	Limit	Read	Ant	Cable	Preamp	Aux	APos	TPos	Remark	Freq	Level	Line	Margin	Level	Factor	Loss	Factor	Factor	MHz	dBuV/m	dBuV/m	dB	dBuV	dB/m	dB	dB	dB	1 5730.69	54.82	68.30	-13.48	41.96	34.54	10.35	32.03	0.00	Blank
Limit	Read	Ant	Cable	Preamp	Aux	APos	TPos	Remark																														
Freq	Level	Line	Margin	Level	Factor	Loss	Factor	Factor																														
MHz	dBuV/m	dBuV/m	dB	dBuV	dB/m	dB	dB	dB																														
1 5730.69	54.82	68.30	-13.48	41.96	34.54	10.35	32.03	0.00																														



		28																																																																															
Mode		Band Edge - L																																																																															
		U-NII-2C_5.47-5.725_802.11ac_VHT80_CH106_Full_5530MHz																																																																															
Pol.	Vertical	Fundamental																																																																															
Peak	 <table border="1"> <thead> <tr> <th>Limit</th> <th>Read</th> <th>Ant</th> <th>Cable</th> <th>Preamp</th> <th>Aux</th> <th>APos</th> <th>TPos</th> <th colspan="2"></th> </tr> <tr> <th>Freq</th> <th>Level</th> <th>Line Margin</th> <th>Level Factor</th> <th>Loss Factor</th> <th>Factor</th> <th>Factor</th> <th>Factor</th> <th>cm</th> <th>deg</th> </tr> </thead> <tbody> <tr> <td>1</td> <td>5458.54</td> <td>58.86</td> <td>74.00</td> <td>-15.14</td> <td>46.03</td> <td>34.00</td> <td>10.02</td> <td>31.99</td> <td>0.00</td> <td>295</td> <td>0</td> <td>PEAK</td> </tr> <tr> <td>2</td> <td>5463.76</td> <td>61.14</td> <td>68.30</td> <td>-7.16</td> <td>48.30</td> <td>34.00</td> <td>10.03</td> <td>31.99</td> <td>0.00</td> <td>295</td> <td>0</td> <td>PEAK</td> </tr> </tbody> </table>	Limit	Read	Ant	Cable	Preamp	Aux	APos	TPos			Freq	Level	Line Margin	Level Factor	Loss Factor	Factor	Factor	Factor	cm	deg	1	5458.54	58.86	74.00	-15.14	46.03	34.00	10.02	31.99	0.00	295	0	PEAK	2	5463.76	61.14	68.30	-7.16	48.30	34.00	10.03	31.99	0.00	295	0	PEAK	 <table border="1"> <thead> <tr> <th>Limit</th> <th>Read</th> <th>Ant</th> <th>Cable</th> <th>Preamp</th> <th>Aux</th> <th>APos</th> <th>TPos</th> <th colspan="2"></th> </tr> <tr> <th>Freq</th> <th>Level</th> <th>Line Margin</th> <th>Level Factor</th> <th>Loss Factor</th> <th>Factor</th> <th>Factor</th> <th>Factor</th> <th>cm</th> <th>deg</th> </tr> </thead> <tbody> <tr> <td>1</td> <td>5530.00</td> <td>98.30</td> <td>-----</td> <td>-----</td> <td>85.46</td> <td>34.73</td> <td>10.15</td> <td>32.04</td> <td>0.00</td> <td>295</td> <td>0</td> <td>PEAK</td> </tr> </tbody> </table>	Limit	Read	Ant	Cable	Preamp	Aux	APos	TPos			Freq	Level	Line Margin	Level Factor	Loss Factor	Factor	Factor	Factor	cm	deg	1	5530.00	98.30	-----	-----	85.46	34.73	10.15	32.04	0.00	295	0	PEAK
	Limit	Read	Ant	Cable	Preamp	Aux	APos	TPos																																																																									
Freq	Level	Line Margin	Level Factor	Loss Factor	Factor	Factor	Factor	cm	deg																																																																								
1	5458.54	58.86	74.00	-15.14	46.03	34.00	10.02	31.99	0.00	295	0	PEAK																																																																					
2	5463.76	61.14	68.30	-7.16	48.30	34.00	10.03	31.99	0.00	295	0	PEAK																																																																					
Limit	Read	Ant	Cable	Preamp	Aux	APos	TPos																																																																										
Freq	Level	Line Margin	Level Factor	Loss Factor	Factor	Factor	Factor	cm	deg																																																																								
1	5530.00	98.30	-----	-----	85.46	34.73	10.15	32.04	0.00	295	0	PEAK																																																																					
Avg	 <table border="1"> <thead> <tr> <th>Limit</th> <th>Read</th> <th>Ant</th> <th>Cable</th> <th>Preamp</th> <th>Aux</th> <th>APos</th> <th>TPos</th> <th colspan="2"></th> </tr> <tr> <th>Freq</th> <th>Level</th> <th>Line Margin</th> <th>Level Factor</th> <th>Loss Factor</th> <th>Factor</th> <th>Factor</th> <th>Factor</th> <th>cm</th> <th>deg</th> </tr> </thead> <tbody> <tr> <td>1</td> <td>5459.44</td> <td>50.00</td> <td>54.00</td> <td>-3.92</td> <td>37.24</td> <td>34.00</td> <td>10.03</td> <td>31.99</td> <td>0.00</td> <td>295</td> <td>0</td> <td>AVERAGE</td> </tr> </tbody> </table>	Limit	Read	Ant	Cable	Preamp	Aux	APos	TPos			Freq	Level	Line Margin	Level Factor	Loss Factor	Factor	Factor	Factor	cm	deg	1	5459.44	50.00	54.00	-3.92	37.24	34.00	10.03	31.99	0.00	295	0	AVERAGE	 <table border="1"> <thead> <tr> <th>Limit</th> <th>Read</th> <th>Ant</th> <th>Cable</th> <th>Preamp</th> <th>Aux</th> <th>APos</th> <th>TPos</th> <th colspan="2"></th> </tr> <tr> <th>Freq</th> <th>Level</th> <th>Line Margin</th> <th>Level Factor</th> <th>Loss Factor</th> <th>Factor</th> <th>Factor</th> <th>Factor</th> <th>cm</th> <th>deg</th> </tr> </thead> <tbody> <tr> <td>1</td> <td>5530.00</td> <td>89.78</td> <td>-----</td> <td>-----</td> <td>76.94</td> <td>34.73</td> <td>10.15</td> <td>32.04</td> <td>0.00</td> <td>295</td> <td>0</td> <td>AVERAGE</td> </tr> </tbody> </table>	Limit	Read	Ant	Cable	Preamp	Aux	APos	TPos			Freq	Level	Line Margin	Level Factor	Loss Factor	Factor	Factor	Factor	cm	deg	1	5530.00	89.78	-----	-----	76.94	34.73	10.15	32.04	0.00	295	0	AVERAGE													
	Limit	Read	Ant	Cable	Preamp	Aux	APos	TPos																																																																									
Freq	Level	Line Margin	Level Factor	Loss Factor	Factor	Factor	Factor	cm	deg																																																																								
1	5459.44	50.00	54.00	-3.92	37.24	34.00	10.03	31.99	0.00	295	0	AVERAGE																																																																					
Limit	Read	Ant	Cable	Preamp	Aux	APos	TPos																																																																										
Freq	Level	Line Margin	Level Factor	Loss Factor	Factor	Factor	Factor	cm	deg																																																																								
1	5530.00	89.78	-----	-----	76.94	34.73	10.15	32.04	0.00	295	0	AVERAGE																																																																					

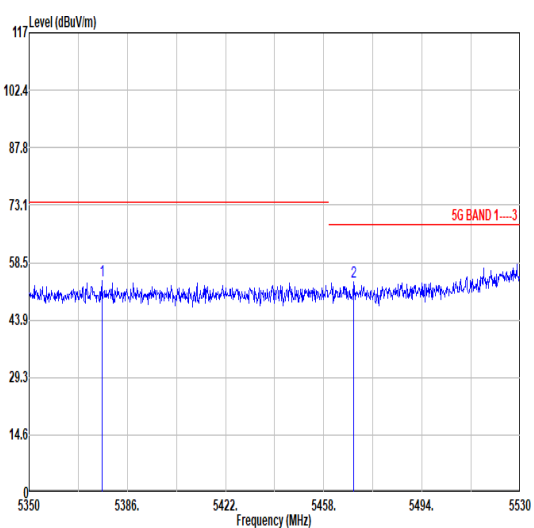
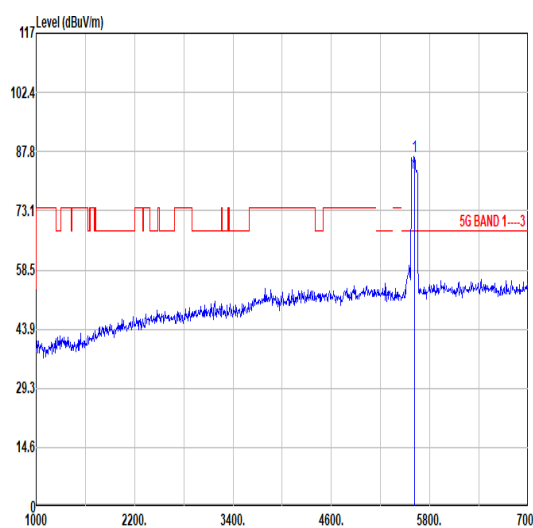
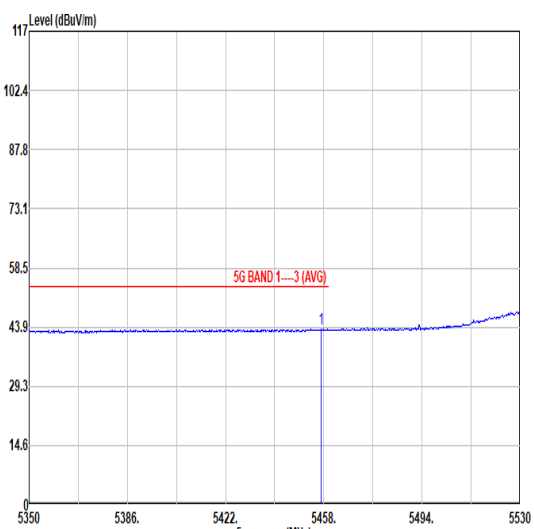
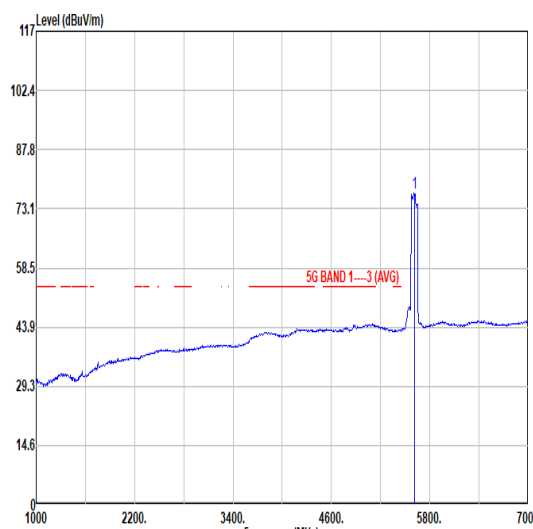


Mode	28																																									
	Band Edge - R																																									
	U-NII-2C_5.47-5.725_802.11ac VHT80_CH106_Full_5530MHz																																									
Pol.	Vertical	Fundamental																																								
Peak	<p>The plot shows a signal level starting at approximately 102.4 dBuV/m at 5530 MHz, dropping to a noise floor of about 43.9 dBuV/m by 5577 MHz. A red horizontal line indicates a limit of 73.1 dBuV/m. A vertical blue line marks a peak at 5752.55 MHz.</p> <table border="1"> <thead> <tr> <th>Limit</th> <th>Read</th> <th>Ant</th> <th>Cable</th> <th>Preamp</th> <th>Aux</th> <th>APos</th> <th>TPos</th> <th>Remark</th> </tr> <tr> <th>Freq</th> <th>Level</th> <th>Line</th> <th>Margin</th> <th>Level</th> <th>Factor</th> <th>Loss</th> <th>Factor</th> <th>Factor</th> </tr> <tr> <th>MHz</th> <th>dBuV/m</th> <th>dBuV/m</th> <th>dB</th> <th>dBuV</th> <th>dB/m</th> <th>dB</th> <th>dB</th> <th>dB</th> <th>cm</th> <th>deg</th> </tr> </thead> <tbody> <tr> <td>1 5752.55</td> <td>55.06</td> <td>68.30</td> <td>-13.24</td> <td>42.14</td> <td>34.56</td> <td>10.37</td> <td>32.01</td> <td>0.00</td> <td>295</td> <td>0</td> </tr> </tbody> </table>	Limit	Read	Ant	Cable	Preamp	Aux	APos	TPos	Remark	Freq	Level	Line	Margin	Level	Factor	Loss	Factor	Factor	MHz	dBuV/m	dBuV/m	dB	dBuV	dB/m	dB	dB	dB	cm	deg	1 5752.55	55.06	68.30	-13.24	42.14	34.56	10.37	32.01	0.00	295	0	Blank
Limit	Read	Ant	Cable	Preamp	Aux	APos	TPos	Remark																																		
Freq	Level	Line	Margin	Level	Factor	Loss	Factor	Factor																																		
MHz	dBuV/m	dBuV/m	dB	dBuV	dB/m	dB	dB	dB	cm	deg																																
1 5752.55	55.06	68.30	-13.24	42.14	34.56	10.37	32.01	0.00	295	0																																



Mode	28																																																																																											
	Harmonic																																																																																											
	U-NII-2C_5.47-5.725_802.11ac_VHT80_CH106_Full_5530MHz																																																																																											
Pol.	Horizontal	Vertical																																																																																										
Peak Avg	<table border="1"> <thead> <tr> <th>Limit</th> <th>Read</th> <th>Ant</th> <th>Cable</th> <th>Preamp</th> <th>Aux</th> <th>APos</th> <th>TPos</th> <th>Remark</th> </tr> <tr> <th>Freq</th> <th>Level</th> <th>Line</th> <th>Margin</th> <th>Level</th> <th>Factor</th> <th>Loss</th> <th>Factor</th> <th>Factor</th> </tr> <tr> <th>MHz</th> <th>dBuV/m</th> <th>dBuV/m</th> <th>dB</th> <th>dBuV</th> <th>dB/m</th> <th>dB</th> <th>dB</th> <th>dB</th> </tr> </thead> <tbody> <tr> <td>1 11060.00</td> <td>45.74</td> <td>74.00</td> <td>-28.26</td> <td>54.78</td> <td>38.04</td> <td>14.61</td> <td>61.69</td> <td>0.00</td> </tr> <tr> <td></td> <td></td> <td></td> <td></td> <td></td> <td></td> <td></td> <td></td> <td>300 0 PEAK</td> </tr> </tbody> </table>	Limit	Read	Ant	Cable	Preamp	Aux	APos	TPos	Remark	Freq	Level	Line	Margin	Level	Factor	Loss	Factor	Factor	MHz	dBuV/m	dBuV/m	dB	dBuV	dB/m	dB	dB	dB	1 11060.00	45.74	74.00	-28.26	54.78	38.04	14.61	61.69	0.00									300 0 PEAK	<table border="1"> <thead> <tr> <th>Limit</th> <th>Read</th> <th>Ant</th> <th>Cable</th> <th>Preamp</th> <th>Aux</th> <th>APos</th> <th>TPos</th> <th>Remark</th> </tr> <tr> <th>Freq</th> <th>Level</th> <th>Line</th> <th>Margin</th> <th>Level</th> <th>Factor</th> <th>Loss</th> <th>Factor</th> <th>Factor</th> </tr> <tr> <th>MHz</th> <th>dBuV/m</th> <th>dBuV/m</th> <th>dB</th> <th>dBuV</th> <th>dB/m</th> <th>dB</th> <th>dB</th> <th>dB</th> </tr> </thead> <tbody> <tr> <td>1 11060.00</td> <td>45.84</td> <td>74.00</td> <td>-28.16</td> <td>54.88</td> <td>38.04</td> <td>14.61</td> <td>61.69</td> <td>0.00</td> </tr> <tr> <td></td> <td></td> <td></td> <td></td> <td></td> <td></td> <td></td> <td></td> <td>100 0 PEAK</td> </tr> </tbody> </table>	Limit	Read	Ant	Cable	Preamp	Aux	APos	TPos	Remark	Freq	Level	Line	Margin	Level	Factor	Loss	Factor	Factor	MHz	dBuV/m	dBuV/m	dB	dBuV	dB/m	dB	dB	dB	1 11060.00	45.84	74.00	-28.16	54.88	38.04	14.61	61.69	0.00									100 0 PEAK
Limit	Read	Ant	Cable	Preamp	Aux	APos	TPos	Remark																																																																																				
Freq	Level	Line	Margin	Level	Factor	Loss	Factor	Factor																																																																																				
MHz	dBuV/m	dBuV/m	dB	dBuV	dB/m	dB	dB	dB																																																																																				
1 11060.00	45.74	74.00	-28.26	54.78	38.04	14.61	61.69	0.00																																																																																				
								300 0 PEAK																																																																																				
Limit	Read	Ant	Cable	Preamp	Aux	APos	TPos	Remark																																																																																				
Freq	Level	Line	Margin	Level	Factor	Loss	Factor	Factor																																																																																				
MHz	dBuV/m	dBuV/m	dB	dBuV	dB/m	dB	dB	dB																																																																																				
1 11060.00	45.84	74.00	-28.16	54.88	38.04	14.61	61.69	0.00																																																																																				
								100 0 PEAK																																																																																				



		29																																																																																																				
Mode		Band Edge - L																																																																																																				
		U-NII-2C_5.47-5.725_802.11ac VHT80_CH122_Full_5610MHz																																																																																																				
Pol.		Horizontal					Fundamental																																																																																															
Peak	 <table border="1"> <thead> <tr> <th>Limit</th> <th>Read</th> <th>Ant</th> <th>Cable</th> <th>Preamp</th> <th>Aux</th> <th>APos</th> <th>TPos</th> <th colspan="2">Remark</th> </tr> <tr> <th>Freq</th> <th>Level</th> <th>Line</th> <th>Margin</th> <th>Level</th> <th>Factor</th> <th>Loss</th> <th>Factor</th> <th>Factor</th> <th></th> </tr> <tr> <th>MHz</th> <th>dBuV/m</th> <th>dBuV/m</th> <th>dB</th> <th>dBuV</th> <th>dB/m</th> <th>dB</th> <th>dB</th> <th>dB</th> <th>cm</th> <th>deg</th> </tr> </thead> <tbody> <tr> <td>1</td> <td>5376.64</td> <td>53.77</td> <td>74.00</td> <td>-20.23</td> <td>41.06</td> <td>34.72</td> <td>9.93</td> <td>31.94</td> <td>0.00</td> <td>100</td> <td>309</td> <td>PEAK</td> </tr> <tr> <td>2</td> <td>5468.98</td> <td>53.62</td> <td>68.30</td> <td>-14.68</td> <td>40.78</td> <td>34.80</td> <td>10.04</td> <td>32.00</td> <td>0.00</td> <td>100</td> <td>309</td> <td>PEAK</td> </tr> </tbody> </table>	Limit	Read	Ant	Cable	Preamp	Aux	APos	TPos	Remark		Freq	Level	Line	Margin	Level	Factor	Loss	Factor	Factor		MHz	dBuV/m	dBuV/m	dB	dBuV	dB/m	dB	dB	dB	cm	deg	1	5376.64	53.77	74.00	-20.23	41.06	34.72	9.93	31.94	0.00	100	309	PEAK	2	5468.98	53.62	68.30	-14.68	40.78	34.80	10.04	32.00	0.00	100	309	PEAK	 <table border="1"> <thead> <tr> <th>Limit</th> <th>Read</th> <th>Ant</th> <th>Cable</th> <th>Preamp</th> <th>Aux</th> <th>APos</th> <th>TPos</th> <th colspan="2">Remark</th> </tr> <tr> <th>Freq</th> <th>Level</th> <th>Line</th> <th>Margin</th> <th>Level</th> <th>Factor</th> <th>Loss</th> <th>Factor</th> <th>Factor</th> <th></th> </tr> <tr> <th>MHz</th> <th>dBuV/m</th> <th>dBuV/m</th> <th>dB</th> <th>dBuV</th> <th>dB/m</th> <th>dB</th> <th>dB</th> <th>dB</th> <th>cm</th> <th>deg</th> </tr> </thead> <tbody> <tr> <td>1</td> <td>5610.00</td> <td>86.66</td> <td>-----</td> <td>73.89</td> <td>34.61</td> <td>10.24</td> <td>32.00</td> <td>0.00</td> <td>100</td> <td>309</td> <td>PEAK</td> </tr> </tbody> </table>	Limit	Read	Ant	Cable	Preamp	Aux	APos	TPos	Remark		Freq	Level	Line	Margin	Level	Factor	Loss	Factor	Factor		MHz	dBuV/m	dBuV/m	dB	dBuV	dB/m	dB	dB	dB	cm	deg	1	5610.00	86.66	-----	73.89	34.61	10.24	32.00	0.00	100	309	PEAK
	Limit	Read	Ant	Cable	Preamp	Aux	APos	TPos	Remark																																																																																													
Freq	Level	Line	Margin	Level	Factor	Loss	Factor	Factor																																																																																														
MHz	dBuV/m	dBuV/m	dB	dBuV	dB/m	dB	dB	dB	cm	deg																																																																																												
1	5376.64	53.77	74.00	-20.23	41.06	34.72	9.93	31.94	0.00	100	309	PEAK																																																																																										
2	5468.98	53.62	68.30	-14.68	40.78	34.80	10.04	32.00	0.00	100	309	PEAK																																																																																										
Limit	Read	Ant	Cable	Preamp	Aux	APos	TPos	Remark																																																																																														
Freq	Level	Line	Margin	Level	Factor	Loss	Factor	Factor																																																																																														
MHz	dBuV/m	dBuV/m	dB	dBuV	dB/m	dB	dB	dB	cm	deg																																																																																												
1	5610.00	86.66	-----	73.89	34.61	10.24	32.00	0.00	100	309	PEAK																																																																																											
Avg	 <table border="1"> <thead> <tr> <th>Limit</th> <th>Read</th> <th>Ant</th> <th>Cable</th> <th>Preamp</th> <th>Aux</th> <th>APos</th> <th>TPos</th> <th colspan="2">Remark</th> </tr> <tr> <th>Freq</th> <th>Level</th> <th>Line</th> <th>Margin</th> <th>Level</th> <th>Factor</th> <th>Loss</th> <th>Factor</th> <th>Factor</th> <th></th> </tr> <tr> <th>MHz</th> <th>dBuV/m</th> <th>dBuV/m</th> <th>dB</th> <th>dBuV</th> <th>dB/m</th> <th>dB</th> <th>dB</th> <th>dB</th> <th>cm</th> <th>deg</th> </tr> </thead> <tbody> <tr> <td>1</td> <td>5456.92</td> <td>43.40</td> <td>54.00</td> <td>-10.60</td> <td>30.57</td> <td>34.80</td> <td>10.02</td> <td>31.99</td> <td>0.00</td> <td>100</td> <td>309</td> <td>AVERAGE</td> </tr> </tbody> </table>	Limit	Read	Ant	Cable	Preamp	Aux	APos	TPos	Remark		Freq	Level	Line	Margin	Level	Factor	Loss	Factor	Factor		MHz	dBuV/m	dBuV/m	dB	dBuV	dB/m	dB	dB	dB	cm	deg	1	5456.92	43.40	54.00	-10.60	30.57	34.80	10.02	31.99	0.00	100	309	AVERAGE	 <table border="1"> <thead> <tr> <th>Limit</th> <th>Read</th> <th>Ant</th> <th>Cable</th> <th>Preamp</th> <th>Aux</th> <th>APos</th> <th>TPos</th> <th colspan="2">Remark</th> </tr> <tr> <th>Freq</th> <th>Level</th> <th>Line</th> <th>Margin</th> <th>Level</th> <th>Factor</th> <th>Loss</th> <th>Factor</th> <th>Factor</th> <th></th> </tr> <tr> <th>MHz</th> <th>dBuV/m</th> <th>dBuV/m</th> <th>dB</th> <th>dBuV</th> <th>dB/m</th> <th>dB</th> <th>dB</th> <th>dB</th> <th>cm</th> <th>deg</th> </tr> </thead> <tbody> <tr> <td>1</td> <td>5610.00</td> <td>77.20</td> <td>68.30</td> <td>8.90</td> <td>64.43</td> <td>34.60</td> <td>10.25</td> <td>32.00</td> <td>0.00</td> <td>100</td> <td>309</td> <td>AVERAGE</td> </tr> </tbody> </table>	Limit	Read	Ant	Cable	Preamp	Aux	APos	TPos	Remark		Freq	Level	Line	Margin	Level	Factor	Loss	Factor	Factor		MHz	dBuV/m	dBuV/m	dB	dBuV	dB/m	dB	dB	dB	cm	deg	1	5610.00	77.20	68.30	8.90	64.43	34.60	10.25	32.00	0.00	100	309	AVERAGE												
	Limit	Read	Ant	Cable	Preamp	Aux	APos	TPos	Remark																																																																																													
Freq	Level	Line	Margin	Level	Factor	Loss	Factor	Factor																																																																																														
MHz	dBuV/m	dBuV/m	dB	dBuV	dB/m	dB	dB	dB	cm	deg																																																																																												
1	5456.92	43.40	54.00	-10.60	30.57	34.80	10.02	31.99	0.00	100	309	AVERAGE																																																																																										
Limit	Read	Ant	Cable	Preamp	Aux	APos	TPos	Remark																																																																																														
Freq	Level	Line	Margin	Level	Factor	Loss	Factor	Factor																																																																																														
MHz	dBuV/m	dBuV/m	dB	dBuV	dB/m	dB	dB	dB	cm	deg																																																																																												
1	5610.00	77.20	68.30	8.90	64.43	34.60	10.25	32.00	0.00	100	309	AVERAGE																																																																																										



Mode	29																																		
	Band Edge - R																																		
	U-NII-2C_5.47-5.725_802.11ac VHT80_CH122_Full_5610MHz																																		
Pol.	Horizontal	Fundamental																																	
Peak	<table border="1"> <thead> <tr> <th>Limit</th> <th>Read</th> <th>Ant</th> <th>Cable</th> <th>Preamp</th> <th>Aux</th> <th>APos</th> <th>TPos</th> <th>Remark</th> </tr> <tr> <th>Freq</th> <th>Level</th> <th>Line</th> <th>Margin</th> <th>Level</th> <th>Factor</th> <th>Loss</th> <th>Factor</th> <th>Factor</th> <th>cm</th> <th>deg</th> </tr> </thead> <tbody> <tr> <td>1</td> <td>5752.08</td> <td>54.50</td> <td>68.30</td> <td>-13.80</td> <td>41.58</td> <td>34.56</td> <td>10.37</td> <td>32.01</td> <td>0.00</td> <td>100</td> <td>309</td> <td>PEAK</td> </tr> </tbody> </table>	Limit	Read	Ant	Cable	Preamp	Aux	APos	TPos	Remark	Freq	Level	Line	Margin	Level	Factor	Loss	Factor	Factor	cm	deg	1	5752.08	54.50	68.30	-13.80	41.58	34.56	10.37	32.01	0.00	100	309	PEAK	Blank
Limit	Read	Ant	Cable	Preamp	Aux	APos	TPos	Remark																											
Freq	Level	Line	Margin	Level	Factor	Loss	Factor	Factor	cm	deg																									
1	5752.08	54.50	68.30	-13.80	41.58	34.56	10.37	32.01	0.00	100	309	PEAK																							



		29																																																																		
Mode		Band Edge - L																																																																		
		U-NII-2C_5.47-5.725_802.11ac VHT80_CH122_Full_5610MHz																																																																		
Pol.		Vertical					Fundamental																																																													
Peak	Vertical	<table border="1"> <thead> <tr> <th>Limit</th> <th>Read</th> <th>Ant</th> <th>Cable</th> <th>Preamp</th> <th>Aux</th> <th>APos</th> <th>TPos</th> <th colspan="2">Remark</th> </tr> <tr> <th>Freq</th> <th>Level</th> <th>Line</th> <th>Margin</th> <th>Level</th> <th>Factor</th> <th>Loss</th> <th>Factor</th> <th>Factor</th> <th></th> </tr> <tr> <th>MHz</th> <th>dBuV/m</th> <th>dBuV/m</th> <th>dB</th> <th>dBuV</th> <th>dB/m</th> <th>dB</th> <th>dB</th> <th>dB</th> <th>cm</th> <th>deg</th> </tr> </thead> <tbody> <tr> <td>1</td> <td>5420.56</td> <td>54.89</td> <td>74.00</td> <td>-19.11</td> <td>42.09</td> <td>34.00</td> <td>9.97</td> <td>31.97</td> <td>0.00</td> <td>300</td> <td>116</td> <td>PEAK</td> </tr> <tr> <td>2</td> <td>5460.70</td> <td>53.85</td> <td>68.30</td> <td>-14.45</td> <td>41.01</td> <td>34.00</td> <td>10.03</td> <td>31.99</td> <td>0.00</td> <td>300</td> <td>116</td> <td>PEAK</td> </tr> </tbody> </table>										Limit	Read	Ant	Cable	Preamp	Aux	APos	TPos	Remark		Freq	Level	Line	Margin	Level	Factor	Loss	Factor	Factor		MHz	dBuV/m	dBuV/m	dB	dBuV	dB/m	dB	dB	dB	cm	deg	1	5420.56	54.89	74.00	-19.11	42.09	34.00	9.97	31.97	0.00	300	116	PEAK	2	5460.70	53.85	68.30	-14.45	41.01	34.00	10.03	31.99	0.00	300	116	PEAK
	Limit	Read	Ant	Cable	Preamp	Aux	APos	TPos	Remark																																																											
Freq	Level	Line	Margin	Level	Factor	Loss	Factor	Factor																																																												
MHz	dBuV/m	dBuV/m	dB	dBuV	dB/m	dB	dB	dB	cm	deg																																																										
1	5420.56	54.89	74.00	-19.11	42.09	34.00	9.97	31.97	0.00	300	116	PEAK																																																								
2	5460.70	53.85	68.30	-14.45	41.01	34.00	10.03	31.99	0.00	300	116	PEAK																																																								
Fundamental	<table border="1"> <thead> <tr> <th>Limit</th> <th>Read</th> <th>Ant</th> <th>Cable</th> <th>Preamp</th> <th>Aux</th> <th>APos</th> <th>TPos</th> <th colspan="2">Remark</th> </tr> <tr> <th>Freq</th> <th>Level</th> <th>Line</th> <th>Margin</th> <th>Level</th> <th>Factor</th> <th>Loss</th> <th>Factor</th> <th>Factor</th> <th></th> </tr> <tr> <th>MHz</th> <th>dBuV/m</th> <th>dBuV/m</th> <th>dB</th> <th>dBuV</th> <th>dB/m</th> <th>dB</th> <th>dB</th> <th>dB</th> <th>cm</th> <th>deg</th> </tr> </thead> <tbody> <tr> <td>1</td> <td>5610.00</td> <td>98.36</td> <td>-----</td> <td>85.59</td> <td>34.61</td> <td>10.24</td> <td>32.08</td> <td>0.00</td> <td>300</td> <td>116</td> <td>PEAK</td> </tr> </tbody> </table>										Limit	Read	Ant	Cable	Preamp	Aux	APos	TPos	Remark		Freq	Level	Line	Margin	Level	Factor	Loss	Factor	Factor		MHz	dBuV/m	dBuV/m	dB	dBuV	dB/m	dB	dB	dB	cm	deg	1	5610.00	98.36	-----	85.59	34.61	10.24	32.08	0.00	300	116	PEAK															
Limit	Read	Ant	Cable	Preamp	Aux	APos	TPos	Remark																																																												
Freq	Level	Line	Margin	Level	Factor	Loss	Factor	Factor																																																												
MHz	dBuV/m	dBuV/m	dB	dBuV	dB/m	dB	dB	dB	cm	deg																																																										
1	5610.00	98.36	-----	85.59	34.61	10.24	32.08	0.00	300	116	PEAK																																																									
Avg	Vertical	<table border="1"> <thead> <tr> <th>Limit</th> <th>Read</th> <th>Ant</th> <th>Cable</th> <th>Preamp</th> <th>Aux</th> <th>APos</th> <th>TPos</th> <th colspan="2">Remark</th> </tr> <tr> <th>Freq</th> <th>Level</th> <th>Line</th> <th>Margin</th> <th>Level</th> <th>Factor</th> <th>Loss</th> <th>Factor</th> <th>Factor</th> <th></th> </tr> <tr> <th>MHz</th> <th>dBuV/m</th> <th>dBuV/m</th> <th>dB</th> <th>dBuV</th> <th>dB/m</th> <th>dB</th> <th>dB</th> <th>dB</th> <th>cm</th> <th>deg</th> </tr> </thead> <tbody> <tr> <td>1</td> <td>5425.96</td> <td>49.27</td> <td>54.00</td> <td>-4.73</td> <td>36.47</td> <td>34.00</td> <td>9.97</td> <td>31.97</td> <td>0.00</td> <td>300</td> <td>116</td> <td>AVERAGE</td> </tr> </tbody> </table>										Limit	Read	Ant	Cable	Preamp	Aux	APos	TPos	Remark		Freq	Level	Line	Margin	Level	Factor	Loss	Factor	Factor		MHz	dBuV/m	dBuV/m	dB	dBuV	dB/m	dB	dB	dB	cm	deg	1	5425.96	49.27	54.00	-4.73	36.47	34.00	9.97	31.97	0.00	300	116	AVERAGE													
	Limit	Read	Ant	Cable	Preamp	Aux	APos	TPos	Remark																																																											
Freq	Level	Line	Margin	Level	Factor	Loss	Factor	Factor																																																												
MHz	dBuV/m	dBuV/m	dB	dBuV	dB/m	dB	dB	dB	cm	deg																																																										
1	5425.96	49.27	54.00	-4.73	36.47	34.00	9.97	31.97	0.00	300	116	AVERAGE																																																								
Fundamental	<table border="1"> <thead> <tr> <th>Limit</th> <th>Read</th> <th>Ant</th> <th>Cable</th> <th>Preamp</th> <th>Aux</th> <th>APos</th> <th>TPos</th> <th colspan="2">Remark</th> </tr> <tr> <th>Freq</th> <th>Level</th> <th>Line</th> <th>Margin</th> <th>Level</th> <th>Factor</th> <th>Loss</th> <th>Factor</th> <th>Factor</th> <th></th> </tr> <tr> <th>MHz</th> <th>dBuV/m</th> <th>dBuV/m</th> <th>dB</th> <th>dBuV</th> <th>dB/m</th> <th>dB</th> <th>dB</th> <th>dB</th> <th>cm</th> <th>deg</th> </tr> </thead> <tbody> <tr> <td>1</td> <td>5610.00</td> <td>89.66</td> <td>-----</td> <td>76.89</td> <td>34.60</td> <td>10.25</td> <td>32.08</td> <td>0.00</td> <td>300</td> <td>116</td> <td>AVERAGE</td> </tr> </tbody> </table>										Limit	Read	Ant	Cable	Preamp	Aux	APos	TPos	Remark		Freq	Level	Line	Margin	Level	Factor	Loss	Factor	Factor		MHz	dBuV/m	dBuV/m	dB	dBuV	dB/m	dB	dB	dB	cm	deg	1	5610.00	89.66	-----	76.89	34.60	10.25	32.08	0.00	300	116	AVERAGE															
Limit	Read	Ant	Cable	Preamp	Aux	APos	TPos	Remark																																																												
Freq	Level	Line	Margin	Level	Factor	Loss	Factor	Factor																																																												
MHz	dBuV/m	dBuV/m	dB	dBuV	dB/m	dB	dB	dB	cm	deg																																																										
1	5610.00	89.66	-----	76.89	34.60	10.25	32.08	0.00	300	116	AVERAGE																																																									



Mode	29																																		
	Band Edge - R																																		
	U-NII-2C_5.47-5.725_802.11ac VHT80_CH122_Full_5610MHz																																		
Pol.	Vertical	Fundamental																																	
Peak	<table border="1"> <thead> <tr> <th>Limit</th> <th>Read</th> <th>Ant</th> <th>Cable</th> <th>Preamp</th> <th>Aux</th> <th>APos</th> <th>TPos</th> <th>Remark</th> </tr> <tr> <th>Freq</th> <th>Level</th> <th>Line</th> <th>Margin</th> <th>Level</th> <th>Factor</th> <th>Loss</th> <th>Factor</th> <th>Factor</th> <th>cm</th> <th>deg</th> </tr> </thead> <tbody> <tr> <td>1</td> <td>5728.58</td> <td>55.02</td> <td>68.30</td> <td>-13.28</td> <td>42.16</td> <td>34.54</td> <td>10.35</td> <td>32.03</td> <td>0.00</td> <td>300</td> <td>116</td> <td>PEAK</td> </tr> </tbody> </table>	Limit	Read	Ant	Cable	Preamp	Aux	APos	TPos	Remark	Freq	Level	Line	Margin	Level	Factor	Loss	Factor	Factor	cm	deg	1	5728.58	55.02	68.30	-13.28	42.16	34.54	10.35	32.03	0.00	300	116	PEAK	Blank
Limit	Read	Ant	Cable	Preamp	Aux	APos	TPos	Remark																											
Freq	Level	Line	Margin	Level	Factor	Loss	Factor	Factor	cm	deg																									
1	5728.58	55.02	68.30	-13.28	42.16	34.54	10.35	32.03	0.00	300	116	PEAK																							



Mode	29																																																																																			
	Harmonic																																																																																			
	U-NII-2C_5.47-5.725_802.11ac VHT80_CH122_Full_5610MHz																																																																																			
Pol.	Horizontal	Vertical																																																																																		
Peak Avg	<table border="1"> <thead> <tr> <th>Limit</th> <th>Read</th> <th>Ant</th> <th>Cable</th> <th>Preamp</th> <th>Aux</th> <th>APos</th> <th>TPos</th> <th>Remark</th> </tr> <tr> <th>Freq</th> <th>Level</th> <th>Line</th> <th>Margin</th> <th>Level</th> <th>Factor</th> <th>Loss</th> <th>Factor</th> <th>Factor</th> </tr> <tr> <th>MHz</th> <th>dBuV/m</th> <th>dBuV/m</th> <th>dB</th> <th>dBuV</th> <th>dB/m</th> <th>dB</th> <th>dB</th> <th>dB</th> <th>cm</th> <th>deg</th> </tr> </thead> <tbody> <tr> <td>1 11220.00</td> <td>46.61</td> <td>74.00</td> <td>-27.39</td> <td>55.39</td> <td>38.13</td> <td>14.72</td> <td>61.63</td> <td>0.00</td> <td>100</td> <td>0</td> <td>PEAK</td> </tr> </tbody> </table>	Limit	Read	Ant	Cable	Preamp	Aux	APos	TPos	Remark	Freq	Level	Line	Margin	Level	Factor	Loss	Factor	Factor	MHz	dBuV/m	dBuV/m	dB	dBuV	dB/m	dB	dB	dB	cm	deg	1 11220.00	46.61	74.00	-27.39	55.39	38.13	14.72	61.63	0.00	100	0	PEAK	<table border="1"> <thead> <tr> <th>Limit</th> <th>Read</th> <th>Ant</th> <th>Cable</th> <th>Preamp</th> <th>Aux</th> <th>APos</th> <th>TPos</th> <th>Remark</th> </tr> <tr> <th>Freq</th> <th>Level</th> <th>Line</th> <th>Margin</th> <th>Level</th> <th>Factor</th> <th>Loss</th> <th>Factor</th> <th>Factor</th> </tr> <tr> <th>MHz</th> <th>dBuV/m</th> <th>dBuV/m</th> <th>dB</th> <th>dBuV</th> <th>dB/m</th> <th>dB</th> <th>dB</th> <th>dB</th> <th>cm</th> <th>deg</th> </tr> </thead> <tbody> <tr> <td>1 11220.00</td> <td>46.62</td> <td>74.00</td> <td>-27.38</td> <td>55.40</td> <td>38.13</td> <td>14.72</td> <td>61.63</td> <td>0.00</td> <td>300</td> <td>0</td> <td>PEAK</td> </tr> </tbody> </table>	Limit	Read	Ant	Cable	Preamp	Aux	APos	TPos	Remark	Freq	Level	Line	Margin	Level	Factor	Loss	Factor	Factor	MHz	dBuV/m	dBuV/m	dB	dBuV	dB/m	dB	dB	dB	cm	deg	1 11220.00	46.62	74.00	-27.38	55.40	38.13	14.72	61.63	0.00	300	0	PEAK
Limit	Read	Ant	Cable	Preamp	Aux	APos	TPos	Remark																																																																												
Freq	Level	Line	Margin	Level	Factor	Loss	Factor	Factor																																																																												
MHz	dBuV/m	dBuV/m	dB	dBuV	dB/m	dB	dB	dB	cm	deg																																																																										
1 11220.00	46.61	74.00	-27.39	55.39	38.13	14.72	61.63	0.00	100	0	PEAK																																																																									
Limit	Read	Ant	Cable	Preamp	Aux	APos	TPos	Remark																																																																												
Freq	Level	Line	Margin	Level	Factor	Loss	Factor	Factor																																																																												
MHz	dBuV/m	dBuV/m	dB	dBuV	dB/m	dB	dB	dB	cm	deg																																																																										
1 11220.00	46.62	74.00	-27.38	55.40	38.13	14.72	61.63	0.00	300	0	PEAK																																																																									



Mode	30																																																																																			
	Harmonic																																																																																			
	U-NII-2C_5.47-5.85_802.11a_CH144_Full_5720MHz																																																																																			
Pol.	Horizontal	Vertical																																																																																		
Peak Avg	<table border="1"> <thead> <tr> <th>Limit</th> <th>Read</th> <th>Ant</th> <th>Cable</th> <th>Preamp</th> <th>Aux</th> <th>APos</th> <th>TPos</th> <th>Remark</th> </tr> <tr> <th>Freq</th> <th>Level</th> <th>Line</th> <th>Margin</th> <th>Level</th> <th>Factor</th> <th>Loss</th> <th>Factor</th> <th>Factor</th> </tr> <tr> <th>MHz</th> <th>dBuV/m</th> <th>dBuV/m</th> <th>dB</th> <th>dBuV</th> <th>dB/m</th> <th>dB</th> <th>dB</th> <th>dB</th> <th>cm</th> <th>deg</th> </tr> </thead> <tbody> <tr> <td>1 11440.00</td> <td>46.67</td> <td>74.00</td> <td>-27.33</td> <td>55.08</td> <td>38.26</td> <td>14.87</td> <td>61.54</td> <td>0.00</td> <td>100</td> <td>0</td> <td>PEAK</td> </tr> </tbody> </table>	Limit	Read	Ant	Cable	Preamp	Aux	APos	TPos	Remark	Freq	Level	Line	Margin	Level	Factor	Loss	Factor	Factor	MHz	dBuV/m	dBuV/m	dB	dBuV	dB/m	dB	dB	dB	cm	deg	1 11440.00	46.67	74.00	-27.33	55.08	38.26	14.87	61.54	0.00	100	0	PEAK	<table border="1"> <thead> <tr> <th>Limit</th> <th>Read</th> <th>Ant</th> <th>Cable</th> <th>Preamp</th> <th>Aux</th> <th>APos</th> <th>TPos</th> <th>Remark</th> </tr> <tr> <th>Freq</th> <th>Level</th> <th>Line</th> <th>Margin</th> <th>Level</th> <th>Factor</th> <th>Loss</th> <th>Factor</th> <th>Factor</th> </tr> <tr> <th>MHz</th> <th>dBuV/m</th> <th>dBuV/m</th> <th>dB</th> <th>dBuV</th> <th>dB/m</th> <th>dB</th> <th>dB</th> <th>dB</th> <th>cm</th> <th>deg</th> </tr> </thead> <tbody> <tr> <td>1 11440.00</td> <td>46.59</td> <td>74.00</td> <td>-27.41</td> <td>55.00</td> <td>38.26</td> <td>14.87</td> <td>61.54</td> <td>0.00</td> <td>300</td> <td>0</td> <td>PEAK</td> </tr> </tbody> </table>	Limit	Read	Ant	Cable	Preamp	Aux	APos	TPos	Remark	Freq	Level	Line	Margin	Level	Factor	Loss	Factor	Factor	MHz	dBuV/m	dBuV/m	dB	dBuV	dB/m	dB	dB	dB	cm	deg	1 11440.00	46.59	74.00	-27.41	55.00	38.26	14.87	61.54	0.00	300	0	PEAK
Limit	Read	Ant	Cable	Preamp	Aux	APos	TPos	Remark																																																																												
Freq	Level	Line	Margin	Level	Factor	Loss	Factor	Factor																																																																												
MHz	dBuV/m	dBuV/m	dB	dBuV	dB/m	dB	dB	dB	cm	deg																																																																										
1 11440.00	46.67	74.00	-27.33	55.08	38.26	14.87	61.54	0.00	100	0	PEAK																																																																									
Limit	Read	Ant	Cable	Preamp	Aux	APos	TPos	Remark																																																																												
Freq	Level	Line	Margin	Level	Factor	Loss	Factor	Factor																																																																												
MHz	dBuV/m	dBuV/m	dB	dBuV	dB/m	dB	dB	dB	cm	deg																																																																										
1 11440.00	46.59	74.00	-27.41	55.00	38.26	14.87	61.54	0.00	300	0	PEAK																																																																									



Mode	31																																																																																			
	Harmonic																																																																																			
	U-NII-2C_5.47-5.85_802.11ac_VHT20_CH144_Full_5720MHz																																																																																			
Pol.	Horizontal	Vertical																																																																																		
Peak Avg	<table border="1"> <thead> <tr> <th>Limit</th> <th>Read</th> <th>Ant</th> <th>Cable</th> <th>Preamp</th> <th>Aux</th> <th>APos</th> <th>TPos</th> <th>Remark</th> </tr> <tr> <th>Freq</th> <th>Level</th> <th>Line</th> <th>Margin</th> <th>Level</th> <th>Factor</th> <th>Loss</th> <th>Factor</th> <th>Factor</th> </tr> <tr> <th>MHz</th> <th>dBuV/m</th> <th>dBuV/m</th> <th>dB</th> <th>dBuV</th> <th>dB/m</th> <th>dB</th> <th>dB</th> <th>dB</th> <th>cm</th> <th>deg</th> </tr> </thead> <tbody> <tr> <td>1 11440.00</td> <td>45.81</td> <td>74.00</td> <td>-28.19</td> <td>54.22</td> <td>38.26</td> <td>14.87</td> <td>61.54</td> <td>0.00</td> <td>100</td> <td>0</td> <td>PEAK</td> </tr> </tbody> </table>	Limit	Read	Ant	Cable	Preamp	Aux	APos	TPos	Remark	Freq	Level	Line	Margin	Level	Factor	Loss	Factor	Factor	MHz	dBuV/m	dBuV/m	dB	dBuV	dB/m	dB	dB	dB	cm	deg	1 11440.00	45.81	74.00	-28.19	54.22	38.26	14.87	61.54	0.00	100	0	PEAK	<table border="1"> <thead> <tr> <th>Limit</th> <th>Read</th> <th>Ant</th> <th>Cable</th> <th>Preamp</th> <th>Aux</th> <th>APos</th> <th>TPos</th> <th>Remark</th> </tr> <tr> <th>Freq</th> <th>Level</th> <th>Line</th> <th>Margin</th> <th>Level</th> <th>Factor</th> <th>Loss</th> <th>Factor</th> <th>Factor</th> </tr> <tr> <th>MHz</th> <th>dBuV/m</th> <th>dBuV/m</th> <th>dB</th> <th>dBuV</th> <th>dB/m</th> <th>dB</th> <th>dB</th> <th>dB</th> <th>cm</th> <th>deg</th> </tr> </thead> <tbody> <tr> <td>1 11440.00</td> <td>46.08</td> <td>74.00</td> <td>-27.92</td> <td>54.49</td> <td>38.26</td> <td>14.87</td> <td>61.54</td> <td>0.00</td> <td>300</td> <td>0</td> <td>PEAK</td> </tr> </tbody> </table>	Limit	Read	Ant	Cable	Preamp	Aux	APos	TPos	Remark	Freq	Level	Line	Margin	Level	Factor	Loss	Factor	Factor	MHz	dBuV/m	dBuV/m	dB	dBuV	dB/m	dB	dB	dB	cm	deg	1 11440.00	46.08	74.00	-27.92	54.49	38.26	14.87	61.54	0.00	300	0	PEAK
Limit	Read	Ant	Cable	Preamp	Aux	APos	TPos	Remark																																																																												
Freq	Level	Line	Margin	Level	Factor	Loss	Factor	Factor																																																																												
MHz	dBuV/m	dBuV/m	dB	dBuV	dB/m	dB	dB	dB	cm	deg																																																																										
1 11440.00	45.81	74.00	-28.19	54.22	38.26	14.87	61.54	0.00	100	0	PEAK																																																																									
Limit	Read	Ant	Cable	Preamp	Aux	APos	TPos	Remark																																																																												
Freq	Level	Line	Margin	Level	Factor	Loss	Factor	Factor																																																																												
MHz	dBuV/m	dBuV/m	dB	dBuV	dB/m	dB	dB	dB	cm	deg																																																																										
1 11440.00	46.08	74.00	-27.92	54.49	38.26	14.87	61.54	0.00	300	0	PEAK																																																																									



Mode	32																																																																																	
	Harmonic																																																																																	
	U-NII-2C_5.47-5.85_802.11ac_VHT40_CH142_Full_5710MHz																																																																																	
Pol.	Horizontal	Vertical																																																																																
Peak Avg	<table border="1"> <thead> <tr> <th>Limit</th> <th>Read</th> <th>Ant</th> <th>Cable</th> <th>Preamp</th> <th>Aux</th> <th>APos</th> <th>TPos</th> <th>Remark</th> </tr> <tr> <th>Freq</th> <th>Level</th> <th>Line</th> <th>Margin</th> <th>Level</th> <th>Factor</th> <th>Loss</th> <th>Factor</th> <th>Factor</th> </tr> <tr> <th>MHz</th> <th>dBuV/m</th> <th>dBuV/m</th> <th>dB</th> <th>dBuV</th> <th>dB/m</th> <th>dB</th> <th>dB</th> <th>dB</th> </tr> </thead> <tbody> <tr> <td>1</td> <td>11420.00</td> <td>46.14</td> <td>74.00</td> <td>-27.86</td> <td>54.57</td> <td>38.25</td> <td>14.86</td> <td>61.54</td> <td>0.00</td> <td>300</td> <td>0</td> <td>PEAK</td> </tr> </tbody> </table>	Limit	Read	Ant	Cable	Preamp	Aux	APos	TPos	Remark	Freq	Level	Line	Margin	Level	Factor	Loss	Factor	Factor	MHz	dBuV/m	dBuV/m	dB	dBuV	dB/m	dB	dB	dB	1	11420.00	46.14	74.00	-27.86	54.57	38.25	14.86	61.54	0.00	300	0	PEAK	<table border="1"> <thead> <tr> <th>Limit</th> <th>Read</th> <th>Ant</th> <th>Cable</th> <th>Preamp</th> <th>Aux</th> <th>APos</th> <th>TPos</th> <th>Remark</th> </tr> <tr> <th>Freq</th> <th>Level</th> <th>Line</th> <th>Margin</th> <th>Level</th> <th>Factor</th> <th>Loss</th> <th>Factor</th> <th>Factor</th> </tr> <tr> <th>MHz</th> <th>dBuV/m</th> <th>dBuV/m</th> <th>dB</th> <th>dBuV</th> <th>dB/m</th> <th>dB</th> <th>dB</th> <th>dB</th> </tr> </thead> <tbody> <tr> <td>1</td> <td>11420.00</td> <td>45.97</td> <td>74.00</td> <td>-28.03</td> <td>54.40</td> <td>38.25</td> <td>14.86</td> <td>61.54</td> <td>0.00</td> <td>100</td> <td>0</td> <td>PEAK</td> </tr> </tbody> </table>	Limit	Read	Ant	Cable	Preamp	Aux	APos	TPos	Remark	Freq	Level	Line	Margin	Level	Factor	Loss	Factor	Factor	MHz	dBuV/m	dBuV/m	dB	dBuV	dB/m	dB	dB	dB	1	11420.00	45.97	74.00	-28.03	54.40	38.25	14.86	61.54	0.00	100	0	PEAK
Limit	Read	Ant	Cable	Preamp	Aux	APos	TPos	Remark																																																																										
Freq	Level	Line	Margin	Level	Factor	Loss	Factor	Factor																																																																										
MHz	dBuV/m	dBuV/m	dB	dBuV	dB/m	dB	dB	dB																																																																										
1	11420.00	46.14	74.00	-27.86	54.57	38.25	14.86	61.54	0.00	300	0	PEAK																																																																						
Limit	Read	Ant	Cable	Preamp	Aux	APos	TPos	Remark																																																																										
Freq	Level	Line	Margin	Level	Factor	Loss	Factor	Factor																																																																										
MHz	dBuV/m	dBuV/m	dB	dBuV	dB/m	dB	dB	dB																																																																										
1	11420.00	45.97	74.00	-28.03	54.40	38.25	14.86	61.54	0.00	100	0	PEAK																																																																						



Mode	33																																																																													
	Harmonic																																																																													
	U-NII-2C_5.47-5.85_802.11ac VHT80_CH138_Full_5690MHz																																																																													
Pol.	Horizontal	Vertical																																																																												
Peak Avg	<table border="1"> <thead> <tr> <th>Limit</th> <th>Read</th> <th>Ant</th> <th>Cable</th> <th>Preamp</th> <th>Aux</th> <th>APos</th> <th>TPos</th> <th>Remark</th> </tr> <tr> <th>Freq</th> <th>Level</th> <th>Line</th> <th>Margin</th> <th>Level</th> <th>Factor</th> <th>Loss</th> <th>Factor</th> <th>Factor</th> </tr> <tr> <th>MHz</th> <th>dBuV/m</th> <th>dBuV/m</th> <th>dB</th> <th>dBuV</th> <th>dB/m</th> <th>dB</th> <th>dB</th> <th>dB</th> </tr> </thead> <tbody> <tr> <td>1 11300.00</td> <td>46.51</td> <td>74.00</td> <td>-27.49</td> <td>55.01</td> <td>38.23</td> <td>14.83</td> <td>61.56</td> <td>0.00</td> <td>300</td> <td>0 PEAK</td> </tr> </tbody> </table>	Limit	Read	Ant	Cable	Preamp	Aux	APos	TPos	Remark	Freq	Level	Line	Margin	Level	Factor	Loss	Factor	Factor	MHz	dBuV/m	dBuV/m	dB	dBuV	dB/m	dB	dB	dB	1 11300.00	46.51	74.00	-27.49	55.01	38.23	14.83	61.56	0.00	300	0 PEAK	<table border="1"> <thead> <tr> <th>Limit</th> <th>Read</th> <th>Ant</th> <th>Cable</th> <th>Preamp</th> <th>Aux</th> <th>APos</th> <th>TPos</th> <th>Remark</th> </tr> <tr> <th>Freq</th> <th>Level</th> <th>Line</th> <th>Margin</th> <th>Level</th> <th>Factor</th> <th>Loss</th> <th>Factor</th> <th>Factor</th> </tr> <tr> <th>MHz</th> <th>dBuV/m</th> <th>dBuV/m</th> <th>dB</th> <th>dBuV</th> <th>dB/m</th> <th>dB</th> <th>dB</th> <th>dB</th> </tr> </thead> <tbody> <tr> <td>1 11300.00</td> <td>45.67</td> <td>74.00</td> <td>-28.33</td> <td>54.17</td> <td>38.23</td> <td>14.83</td> <td>61.56</td> <td>0.00</td> <td>100</td> <td>0 PEAK</td> </tr> </tbody> </table>	Limit	Read	Ant	Cable	Preamp	Aux	APos	TPos	Remark	Freq	Level	Line	Margin	Level	Factor	Loss	Factor	Factor	MHz	dBuV/m	dBuV/m	dB	dBuV	dB/m	dB	dB	dB	1 11300.00	45.67	74.00	-28.33	54.17	38.23	14.83	61.56	0.00	100	0 PEAK
Limit	Read	Ant	Cable	Preamp	Aux	APos	TPos	Remark																																																																						
Freq	Level	Line	Margin	Level	Factor	Loss	Factor	Factor																																																																						
MHz	dBuV/m	dBuV/m	dB	dBuV	dB/m	dB	dB	dB																																																																						
1 11300.00	46.51	74.00	-27.49	55.01	38.23	14.83	61.56	0.00	300	0 PEAK																																																																				
Limit	Read	Ant	Cable	Preamp	Aux	APos	TPos	Remark																																																																						
Freq	Level	Line	Margin	Level	Factor	Loss	Factor	Factor																																																																						
MHz	dBuV/m	dBuV/m	dB	dBuV	dB/m	dB	dB	dB																																																																						
1 11300.00	45.67	74.00	-28.33	54.17	38.23	14.83	61.56	0.00	100	0 PEAK																																																																				



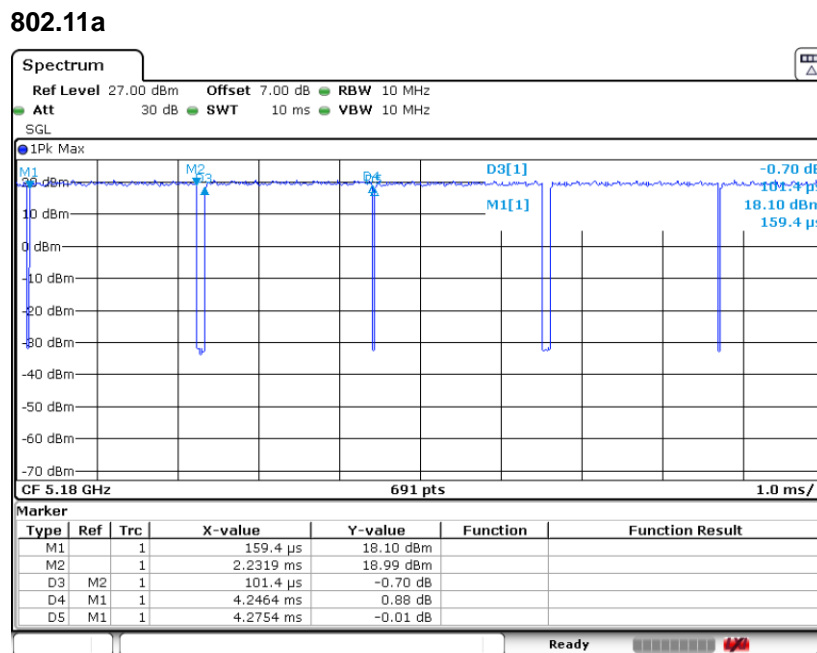
Mode	-																																																																																																																																																											
	Emission below 1GHz																																																																																																																																																											
	U-NII-1_5.15-5.25_802.11ac VHT80_CH42_Full_5210MHz																																																																																																																																																											
Pol.	Horizontal	Vertical																																																																																																																																																										
Peak Avg	<table border="1"> <thead> <tr> <th>Peak</th> <th>Freq (MHz)</th> <th>Level (dBuV/m)</th> <th>Over Limit (dB)</th> <th>Limit Line (dBuV/m)</th> <th>ReadAntenna Level (dBuV)</th> <th>Cable Loss Factor (dB/m)</th> <th>Preamp Loss Factor (dB)</th> <th>A/Pos (cm)</th> <th>T/Pos (deg)</th> <th>Remark</th> </tr> </thead> <tbody> <tr><td>1</td><td>30.00</td><td>22.49</td><td>-17.51</td><td>40.00</td><td>28.39</td><td>25.74</td><td>0.76</td><td>32.40</td><td>---</td><td>Peak</td></tr> <tr><td>2</td><td>92.08</td><td>18.91</td><td>-24.59</td><td>43.50</td><td>34.88</td><td>15.08</td><td>1.35</td><td>32.40</td><td>---</td><td>Peak</td></tr> <tr><td>3</td><td>120.21</td><td>18.23</td><td>-25.27</td><td>43.50</td><td>31.45</td><td>17.55</td><td>1.63</td><td>32.40</td><td>---</td><td>Peak</td></tr> <tr><td>4</td><td>191.99</td><td>18.22</td><td>-25.28</td><td>43.50</td><td>33.64</td><td>15.04</td><td>2.04</td><td>32.40</td><td>---</td><td>Peak</td></tr> <tr><td>5</td><td>257.95</td><td>19.66</td><td>-26.34</td><td>46.00</td><td>30.45</td><td>19.45</td><td>2.16</td><td>32.40</td><td>---</td><td>Peak</td></tr> <tr><td>6</td><td>421.88</td><td>22.24</td><td>-23.76</td><td>46.00</td><td>29.23</td><td>22.35</td><td>3.06</td><td>32.40</td><td>---</td><td>Peak</td></tr> </tbody> </table>	Peak	Freq (MHz)	Level (dBuV/m)	Over Limit (dB)	Limit Line (dBuV/m)	ReadAntenna Level (dBuV)	Cable Loss Factor (dB/m)	Preamp Loss Factor (dB)	A/Pos (cm)	T/Pos (deg)	Remark	1	30.00	22.49	-17.51	40.00	28.39	25.74	0.76	32.40	---	Peak	2	92.08	18.91	-24.59	43.50	34.88	15.08	1.35	32.40	---	Peak	3	120.21	18.23	-25.27	43.50	31.45	17.55	1.63	32.40	---	Peak	4	191.99	18.22	-25.28	43.50	33.64	15.04	2.04	32.40	---	Peak	5	257.95	19.66	-26.34	46.00	30.45	19.45	2.16	32.40	---	Peak	6	421.88	22.24	-23.76	46.00	29.23	22.35	3.06	32.40	---	Peak	<table border="1"> <thead> <tr> <th>Peak</th> <th>Freq (MHz)</th> <th>Level (dBuV/m)</th> <th>Over Limit (dB)</th> <th>Limit Line (dBuV/m)</th> <th>ReadAntenna Level (dBuV)</th> <th>Cable Loss Factor (dB/m)</th> <th>Preamp Loss Factor (dB)</th> <th>A/Pos (cm)</th> <th>T/Pos (deg)</th> <th>Remark</th> </tr> </thead> <tbody> <tr><td>1</td><td>48.43</td><td>29.13</td><td>-10.87</td><td>40.00</td><td>45.10</td><td>15.45</td><td>0.98</td><td>32.40</td><td>---</td><td>Peak</td></tr> <tr><td>2</td><td>138.64</td><td>21.55</td><td>-21.95</td><td>43.50</td><td>34.65</td><td>17.56</td><td>1.74</td><td>32.40</td><td>---</td><td>Peak</td></tr> <tr><td>3</td><td>250.19</td><td>21.33</td><td>-24.67</td><td>46.00</td><td>33.07</td><td>18.56</td><td>2.10</td><td>32.40</td><td>---</td><td>Peak</td></tr> <tr><td>4</td><td>490.75</td><td>22.30</td><td>-23.70</td><td>46.00</td><td>27.73</td><td>23.83</td><td>3.14</td><td>32.40</td><td>---</td><td>Peak</td></tr> <tr><td>5</td><td>685.72</td><td>27.25</td><td>-18.75</td><td>46.00</td><td>29.12</td><td>26.64</td><td>3.89</td><td>32.40</td><td>---</td><td>Peak</td></tr> <tr><td>6</td><td>828.31</td><td>33.33</td><td>-12.67</td><td>46.00</td><td>32.63</td><td>28.45</td><td>4.24</td><td>31.99</td><td>---</td><td>Peak</td></tr> </tbody> </table>	Peak	Freq (MHz)	Level (dBuV/m)	Over Limit (dB)	Limit Line (dBuV/m)	ReadAntenna Level (dBuV)	Cable Loss Factor (dB/m)	Preamp Loss Factor (dB)	A/Pos (cm)	T/Pos (deg)	Remark	1	48.43	29.13	-10.87	40.00	45.10	15.45	0.98	32.40	---	Peak	2	138.64	21.55	-21.95	43.50	34.65	17.56	1.74	32.40	---	Peak	3	250.19	21.33	-24.67	46.00	33.07	18.56	2.10	32.40	---	Peak	4	490.75	22.30	-23.70	46.00	27.73	23.83	3.14	32.40	---	Peak	5	685.72	27.25	-18.75	46.00	29.12	26.64	3.89	32.40	---	Peak	6	828.31	33.33	-12.67	46.00	32.63	28.45	4.24	31.99	---	Peak
Peak	Freq (MHz)	Level (dBuV/m)	Over Limit (dB)	Limit Line (dBuV/m)	ReadAntenna Level (dBuV)	Cable Loss Factor (dB/m)	Preamp Loss Factor (dB)	A/Pos (cm)	T/Pos (deg)	Remark																																																																																																																																																		
1	30.00	22.49	-17.51	40.00	28.39	25.74	0.76	32.40	---	Peak																																																																																																																																																		
2	92.08	18.91	-24.59	43.50	34.88	15.08	1.35	32.40	---	Peak																																																																																																																																																		
3	120.21	18.23	-25.27	43.50	31.45	17.55	1.63	32.40	---	Peak																																																																																																																																																		
4	191.99	18.22	-25.28	43.50	33.64	15.04	2.04	32.40	---	Peak																																																																																																																																																		
5	257.95	19.66	-26.34	46.00	30.45	19.45	2.16	32.40	---	Peak																																																																																																																																																		
6	421.88	22.24	-23.76	46.00	29.23	22.35	3.06	32.40	---	Peak																																																																																																																																																		
Peak	Freq (MHz)	Level (dBuV/m)	Over Limit (dB)	Limit Line (dBuV/m)	ReadAntenna Level (dBuV)	Cable Loss Factor (dB/m)	Preamp Loss Factor (dB)	A/Pos (cm)	T/Pos (deg)	Remark																																																																																																																																																		
1	48.43	29.13	-10.87	40.00	45.10	15.45	0.98	32.40	---	Peak																																																																																																																																																		
2	138.64	21.55	-21.95	43.50	34.65	17.56	1.74	32.40	---	Peak																																																																																																																																																		
3	250.19	21.33	-24.67	46.00	33.07	18.56	2.10	32.40	---	Peak																																																																																																																																																		
4	490.75	22.30	-23.70	46.00	27.73	23.83	3.14	32.40	---	Peak																																																																																																																																																		
5	685.72	27.25	-18.75	46.00	29.12	26.64	3.89	32.40	---	Peak																																																																																																																																																		
6	828.31	33.33	-12.67	46.00	32.63	28.45	4.24	31.99	---	Peak																																																																																																																																																		



Appendix D. Duty Cycle Plots

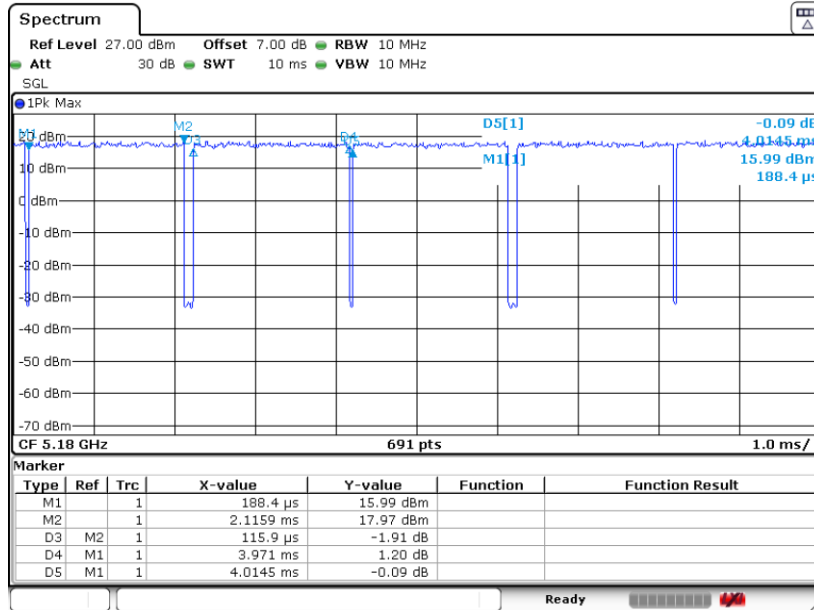
Band	Duty Cycle(%)	T(ms)	1/T(kHz)	VBW Setting
802.11a	96.95	4.145	0.241	0.27kHz
802.11ac VHT20	96.03	3.855	0.259	0.27kHz
802.11ac VHT40	92.25	1.899	0.527	0.56kHz
802.11ac VHT80	86.49	0.928	1.078	1.1kHz

Note: T(ms) = On Time(ms)=D4 - D3; Duty Cycle (%)=T(ms) / D5(ms)

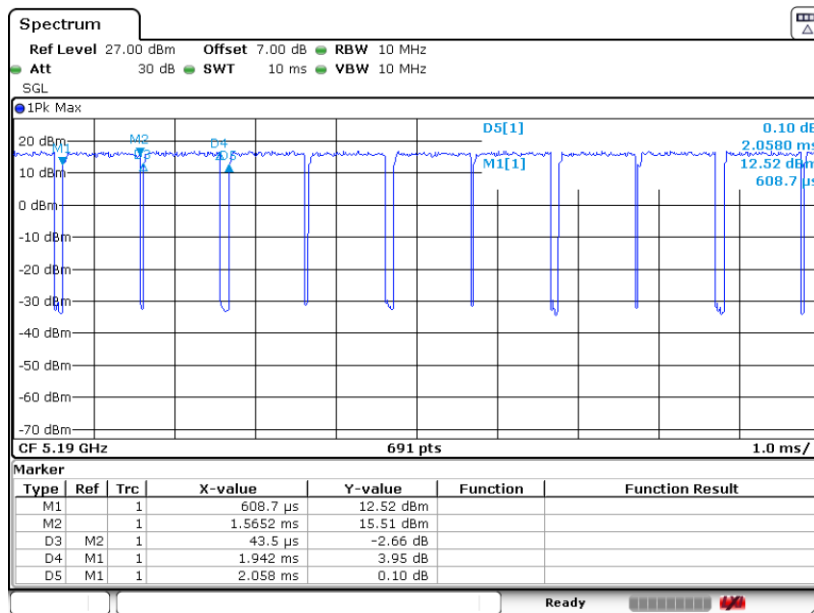




802.11ac VHT20



802.11ac VHT40





802.11ac VHT80

