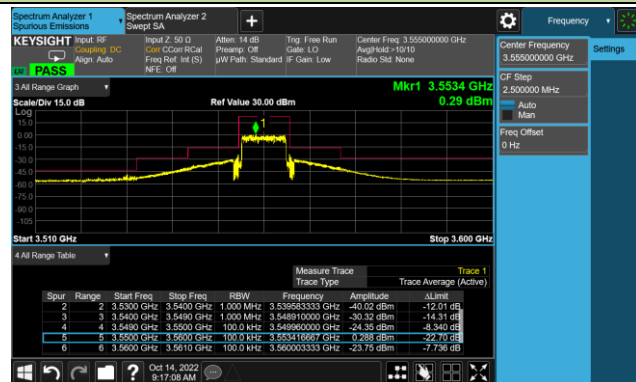
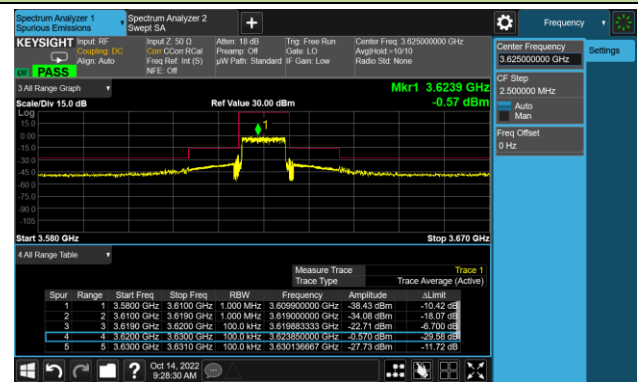


10MHz Channel Bandwidth - Full RB


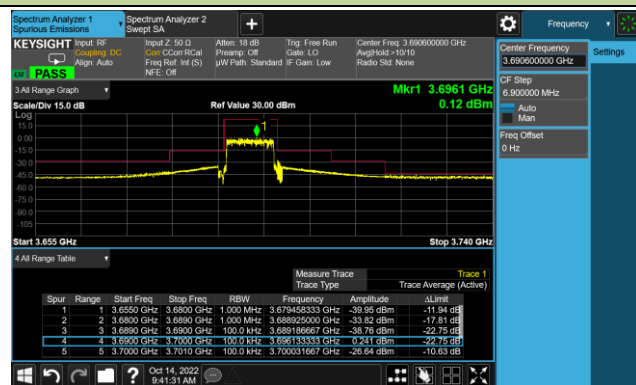
Low Channel ACP



Middle Channel ACP

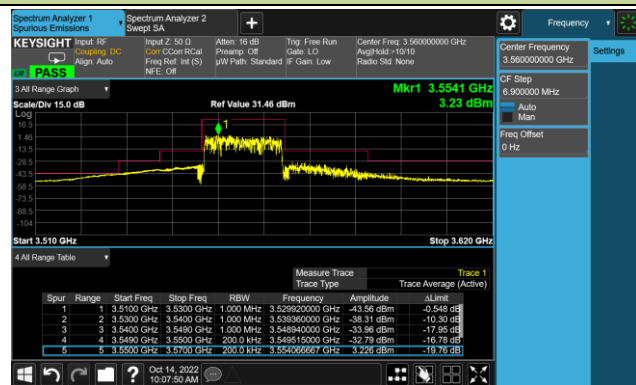


High Channel ACP

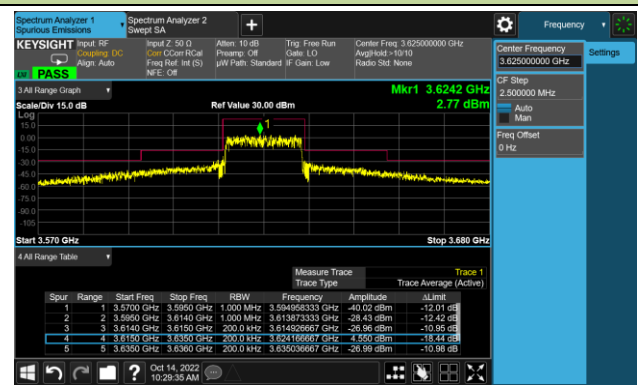


20MHz Channel Bandwidth - Full RB

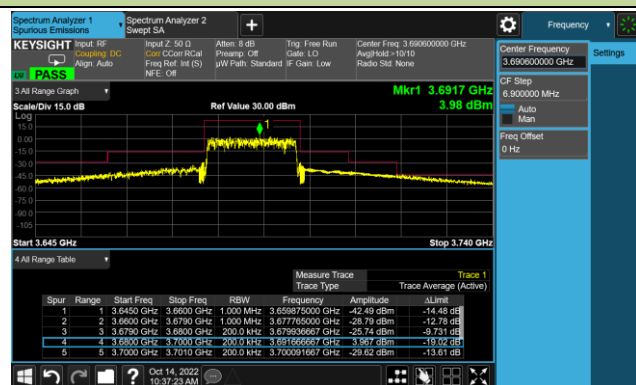
Low Channel ACP



Middle Channel ACP

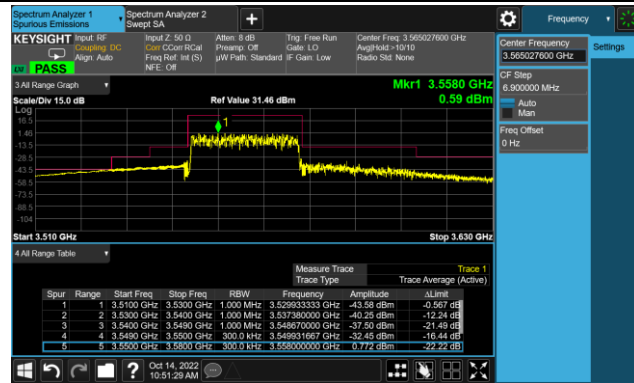


High Channel ACP

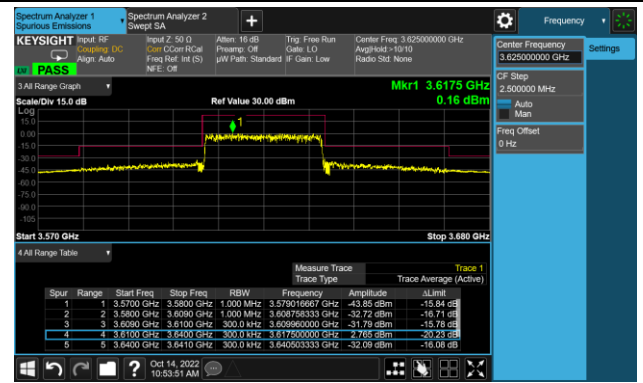


30MHz Channel Bandwidth - Full RB

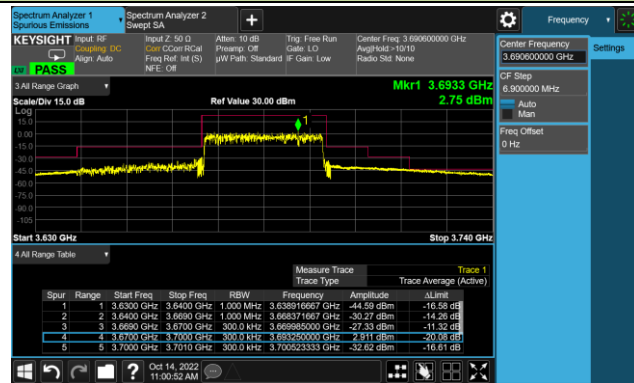
Low Channel ACP



Middle Channel ACP

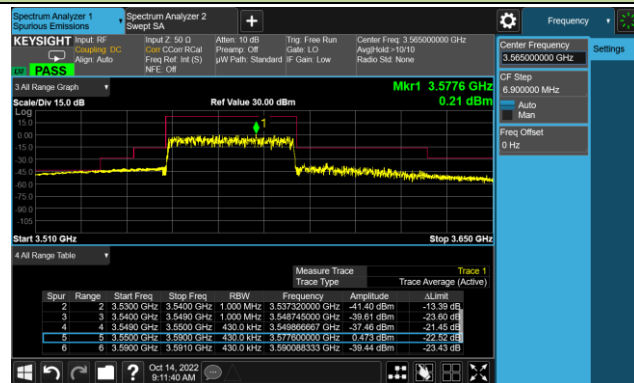


High Channel ACP

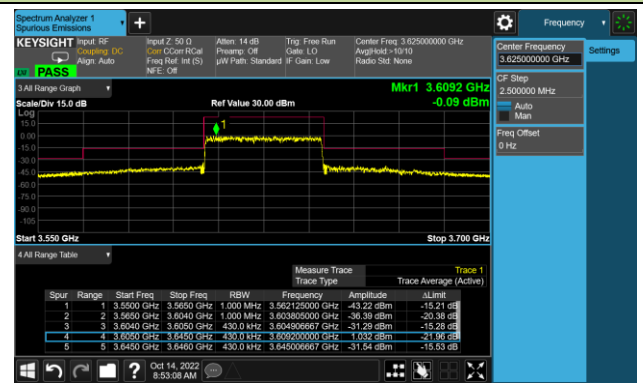


40MHz Channel Bandwidth - Full RB

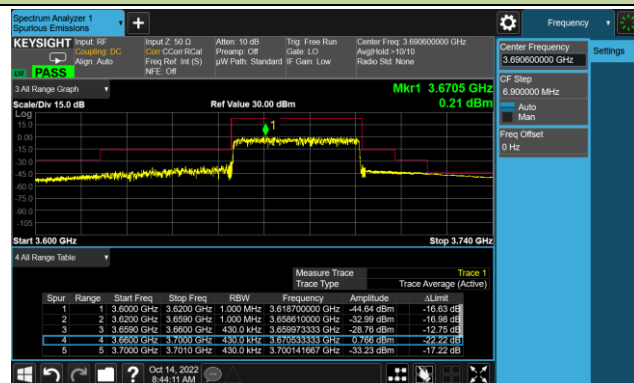
Low Channel ACP



Middle Channel ACP



High Channel ACP

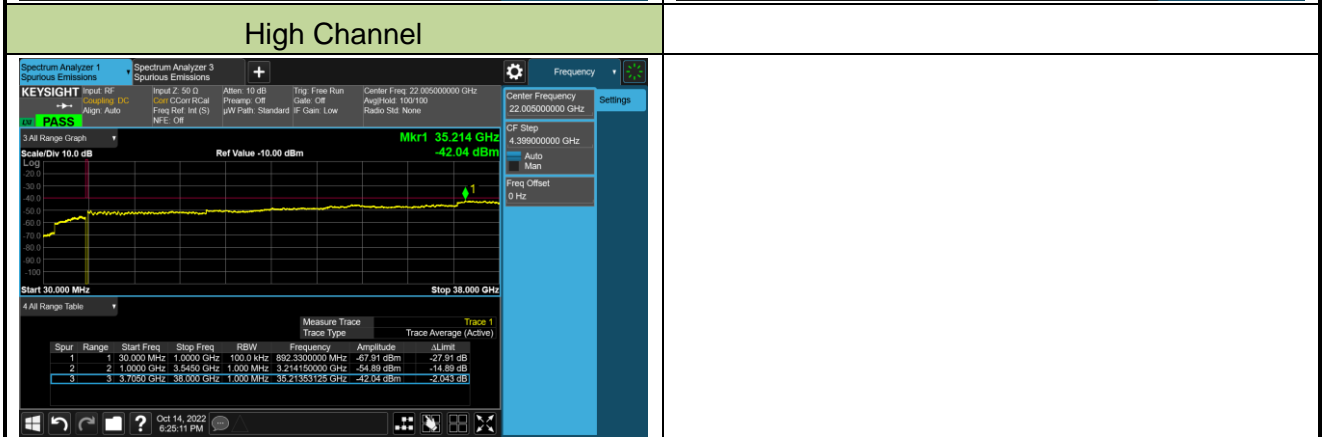
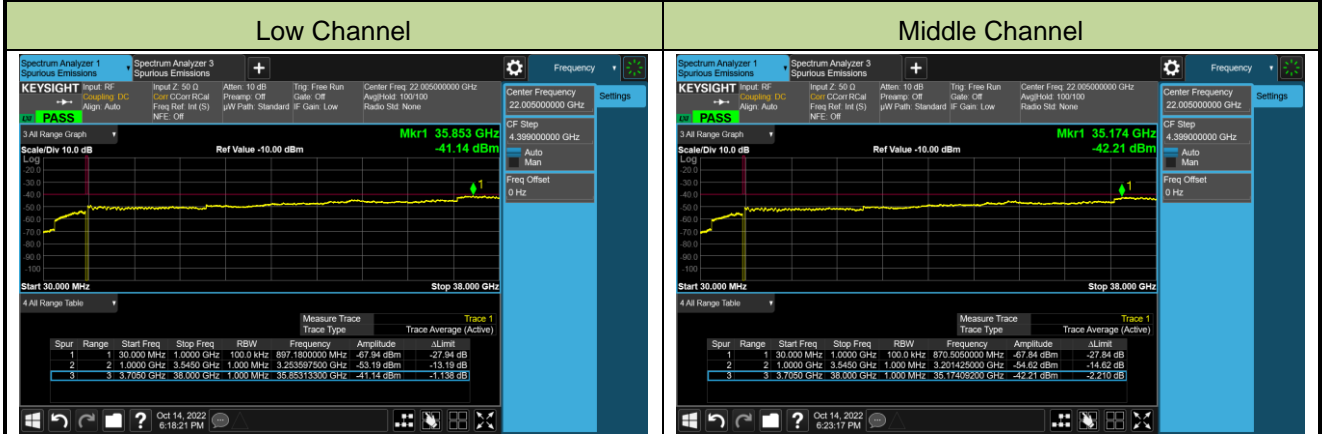


A.5 Conducted Spurious Emissions Test Result

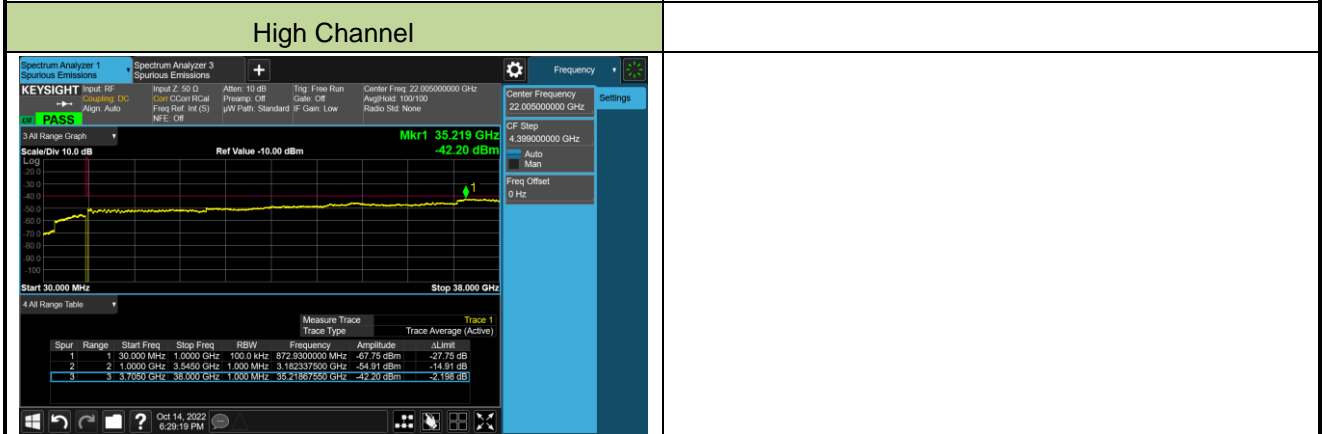
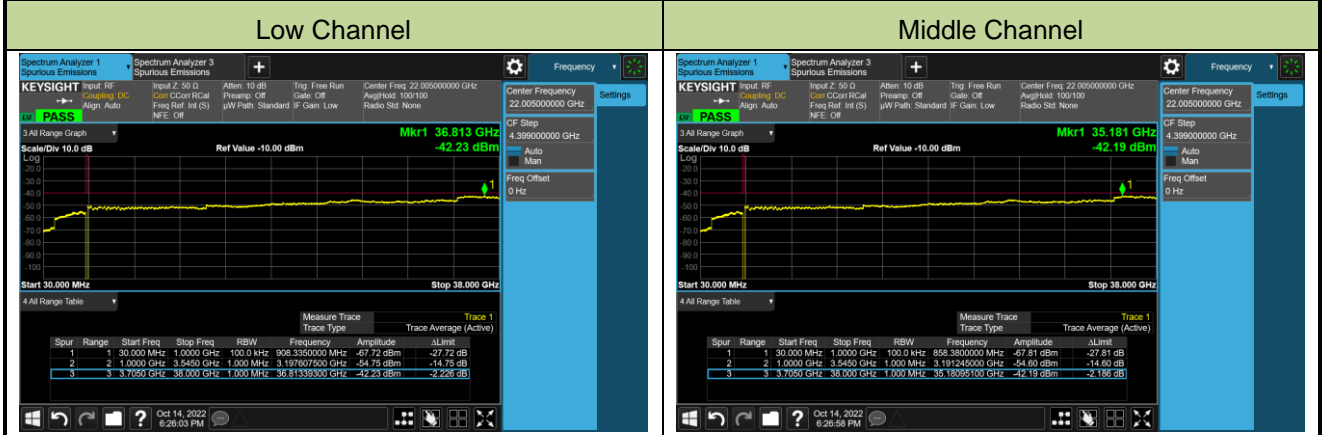
Test Site	SIP-SR1	Test Engineer	Candy Luo
Test Date	2022-10-14	Test Band	n48_SA

Frequency (MHz)	Channel Bandwidth (MHz)	Frequency Range (MHz)	Max Spurious Emissions (dBm/MHz)	Limit (dBm/MHz)	Result
QPSK					
3555.00	10	30 ~ 38000	-41.14	≤ -40.00	Pass
3624.99	10	30 ~ 38000	-42.21	≤ -40.00	Pass
3694.98	10	30 ~ 38000	-42.04	≤ -40.00	Pass
3560.01	20	30 ~ 38000	-42.23	≤ -40.00	Pass
3624.99	20	30 ~ 38000	-42.19	≤ -40.00	Pass
3690.00	20	30 ~ 38000	-42.20	≤ -40.00	Pass
3565.02	30	30 ~ 38000	-42.15	≤ -40.00	Pass
3624.99	30	30 ~ 38000	-42.24	≤ -40.00	Pass
3684.99	30	30 ~ 38000	-42.16	≤ -40.00	Pass
3570.00	40	30 ~ 38000	-42.14	≤ -40.00	Pass
3624.99	40	30 ~ 38000	-42.20	≤ -40.00	Pass
3679.98	40	30 ~ 38000	-42.09	≤ -40.00	Pass

10MHz Channel Bandwidth

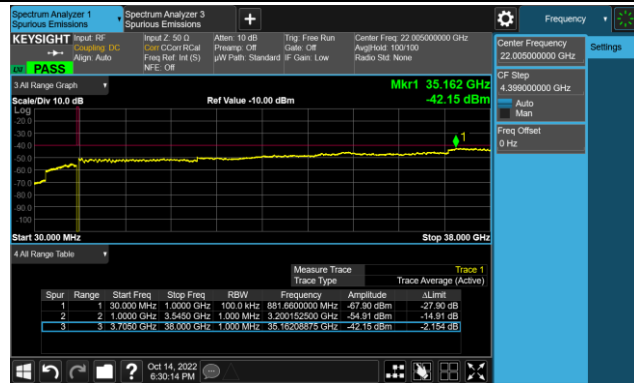


20MHz Channel Bandwidth

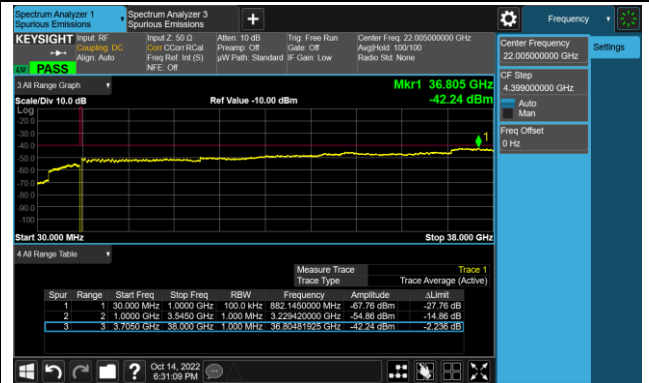


30MHz Channel Bandwidth

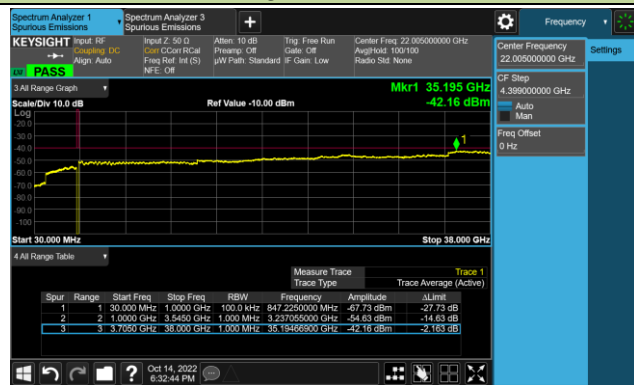
Low Channel



Middle Channel

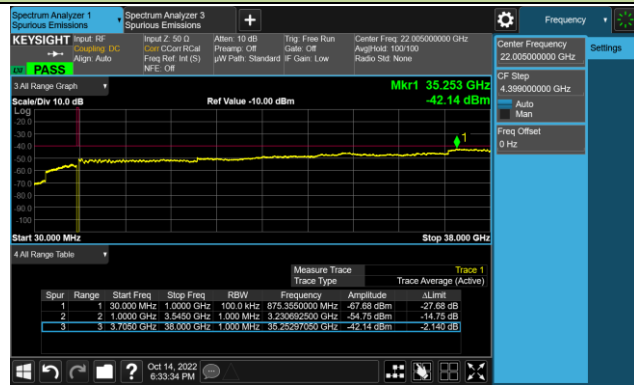


High Channel

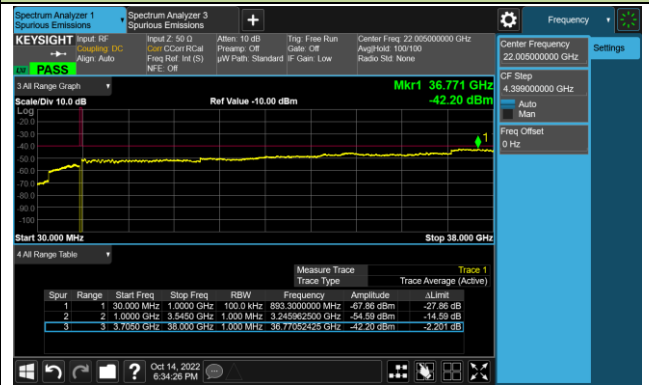


40MHz Channel Bandwidth

Low Channel



Middle Channel



High Channel

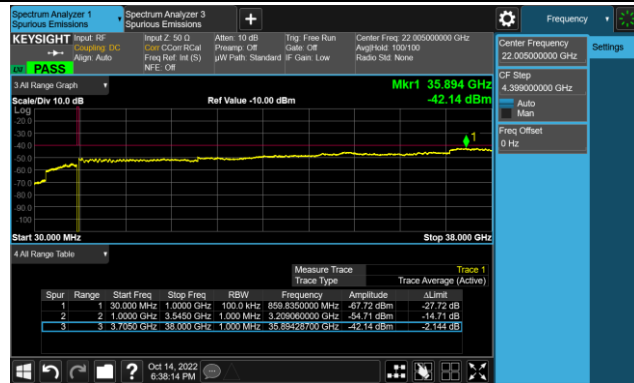


Test Site	SIP-SR1	Test Engineer	Candy Luo
Test Date	2022-10-14	Test Band	n48_ENDC

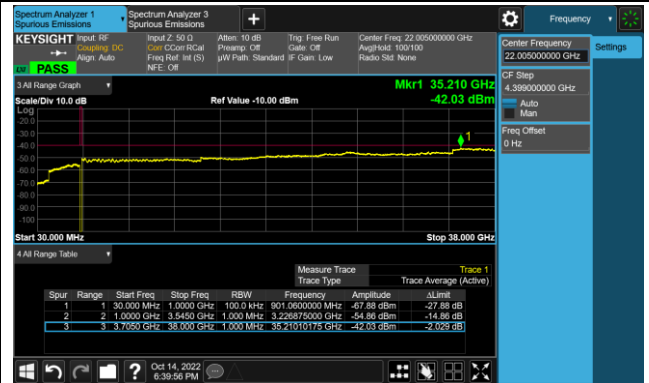
Frequency (MHz)	Channel Bandwidth (MHz)	Frequency Range (MHz)	Max Spurious Emissions (dBm/MHz)	Limit (dBm/MHz)	Result
QPSK					
3555.00	10	30 ~ 38000	-42.14	≤ -40.00	Pass
3624.99	10	30 ~ 38000	-42.03	≤ -40.00	Pass
3694.98	10	30 ~ 38000	-42.20	≤ -40.00	Pass
3560.01	20	30 ~ 38000	-42.26	≤ -40.00	Pass
3624.99	20	30 ~ 38000	-42.08	≤ -40.00	Pass
3690.00	20	30 ~ 38000	-42.13	≤ -40.00	Pass
3565.02	30	30 ~ 38000	-42.11	≤ -40.00	Pass
3624.99	30	30 ~ 38000	-42.19	≤ -40.00	Pass
3684.99	30	30 ~ 38000	-42.29	≤ -40.00	Pass
3570.00	40	30 ~ 38000	-42.16	≤ -40.00	Pass
3624.99	40	30 ~ 38000	-42.21	≤ -40.00	Pass
3679.98	40	30 ~ 38000	-42.21	≤ -40.00	Pass

10MHz Channel Bandwidth

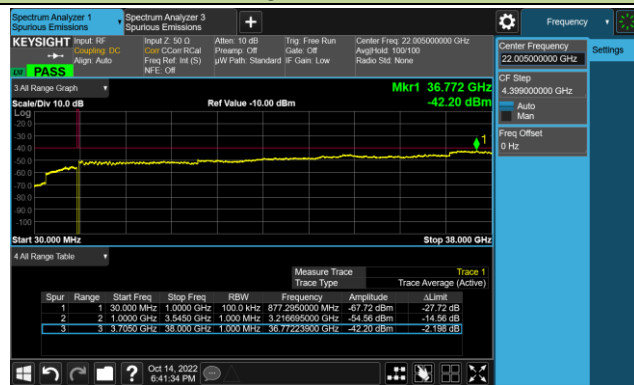
Low Channel



Middle Channel

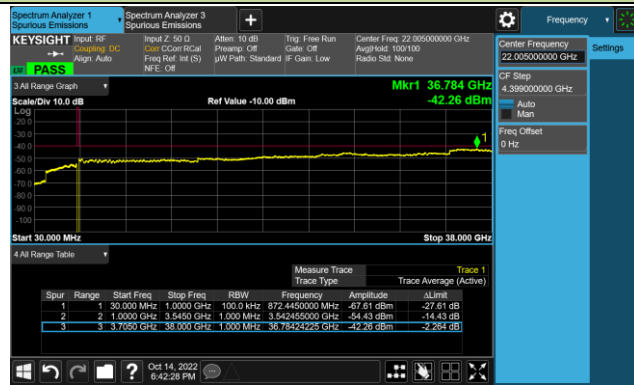


High Channel

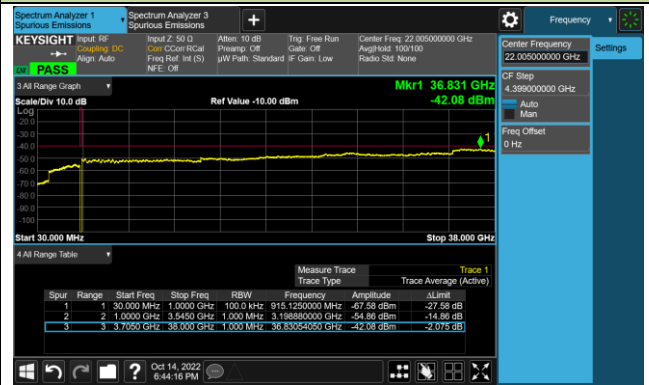


20MHz Channel Bandwidth

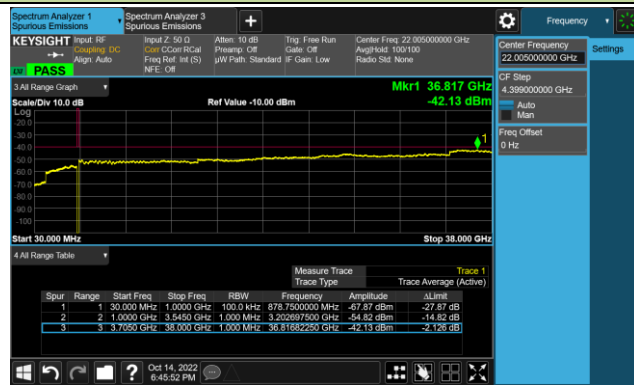
Low Channel



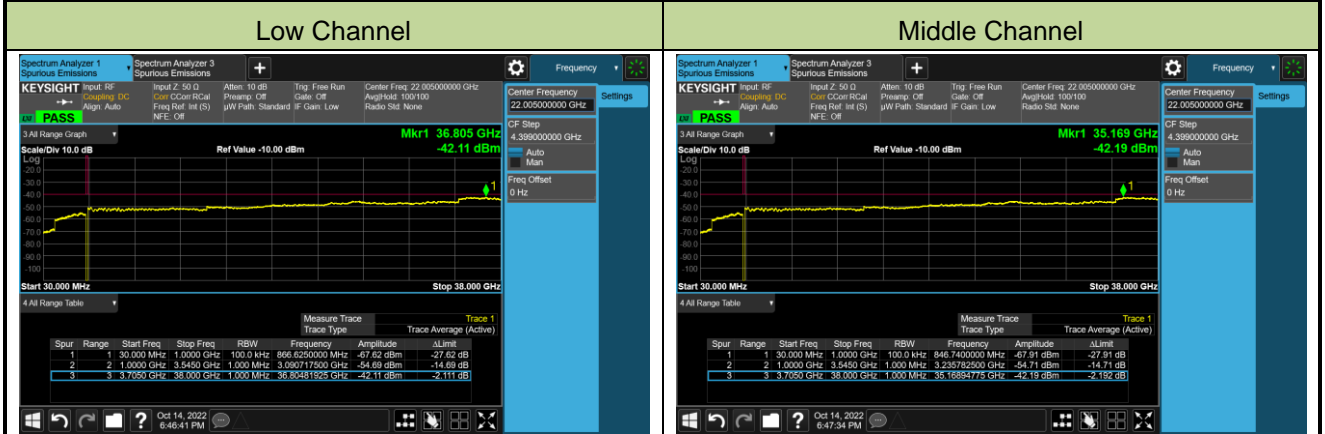
Middle Channel



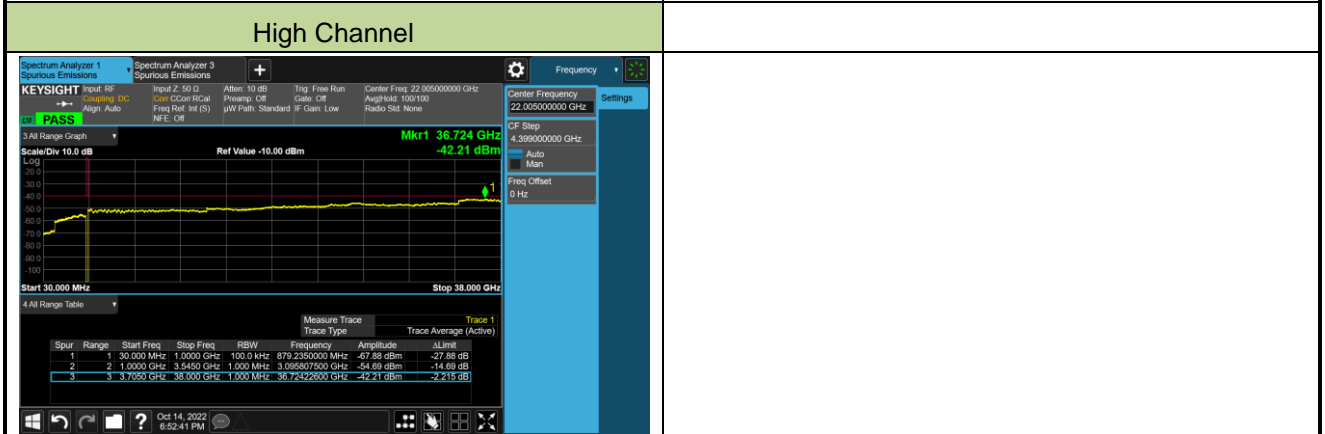
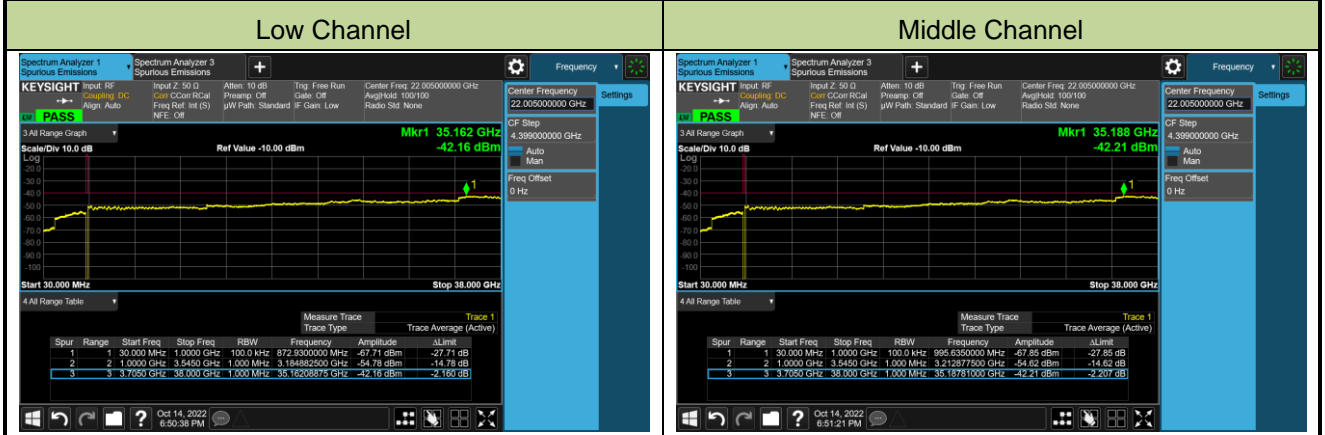
High Channel



30MHz Channel Bandwidth



40MHz Channel Bandwidth

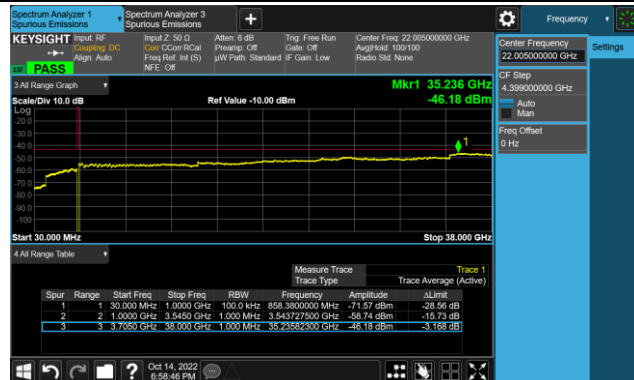


Test Site	SIP-SR1	Test Engineer	Candy Luo
Test Date	2022-10-14	Test Band	n48_UL MIMO (Port 0)

Frequency (MHz)	Channel Bandwidth (MHz)	Frequency Range (MHz)	Max Spurious Emissions (dBm/MHz)	Limit (dBm/MHz)	Result
QPSK					
3555.00	10	30 ~ 38000	-46.18	≤ -43.01	Pass
3624.99	10	30 ~ 38000	-46.20	≤ -43.01	Pass
3694.98	10	30 ~ 38000	-46.27	≤ -43.01	Pass
3560.01	20	30 ~ 38000	-46.21	≤ -43.01	Pass
3624.99	20	30 ~ 38000	-46.12	≤ -43.01	Pass
3690.00	20	30 ~ 38000	-46.12	≤ -43.01	Pass
3565.02	30	30 ~ 38000	-46.11	≤ -43.01	Pass
3624.99	30	30 ~ 38000	-46.34	≤ -43.01	Pass
3684.99	30	30 ~ 38000	-46.19	≤ -43.01	Pass
3570.00	40	30 ~ 38000	-46.13	≤ -43.01	Pass
3624.99	40	30 ~ 38000	-46.16	≤ -43.01	Pass
3679.98	40	30 ~ 38000	-46.10	≤ -43.01	Pass

10MHz Channel Bandwidth

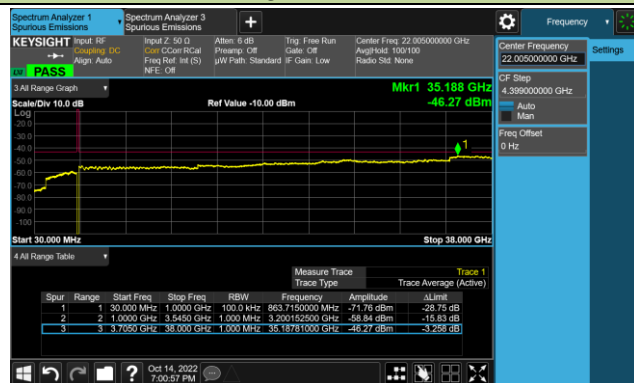
Low Channel



Middle Channel

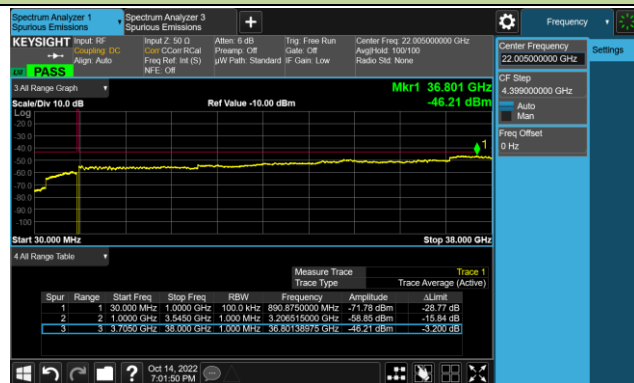


High Channel

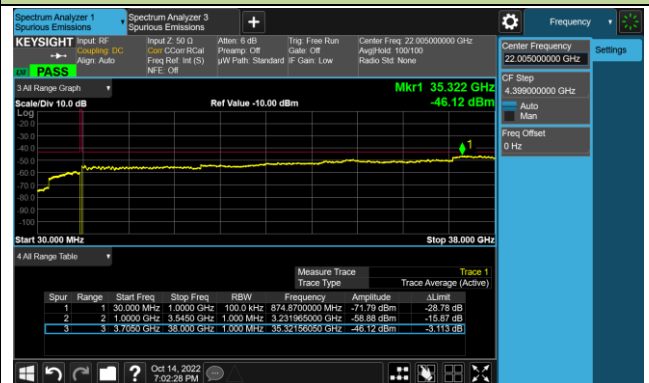


20MHz Channel Bandwidth

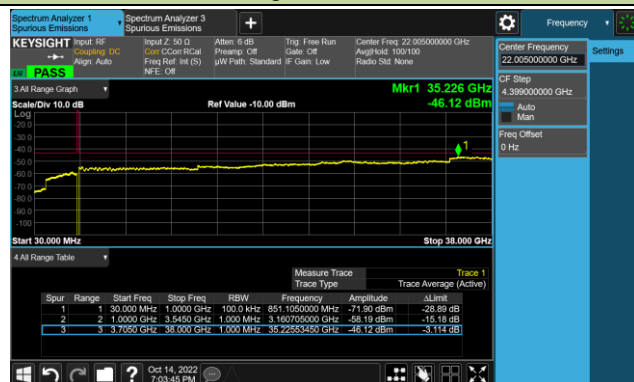
Low Channel



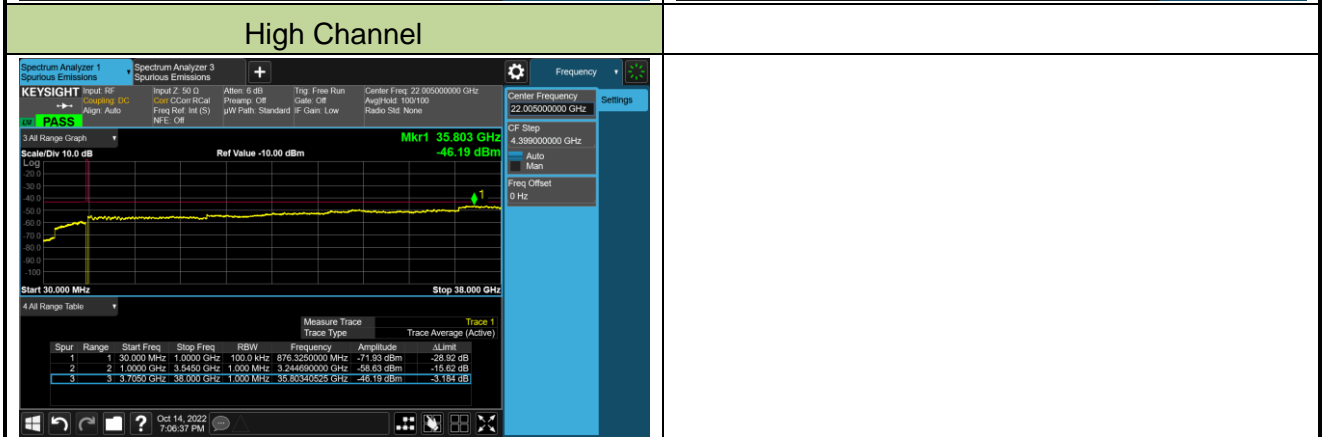
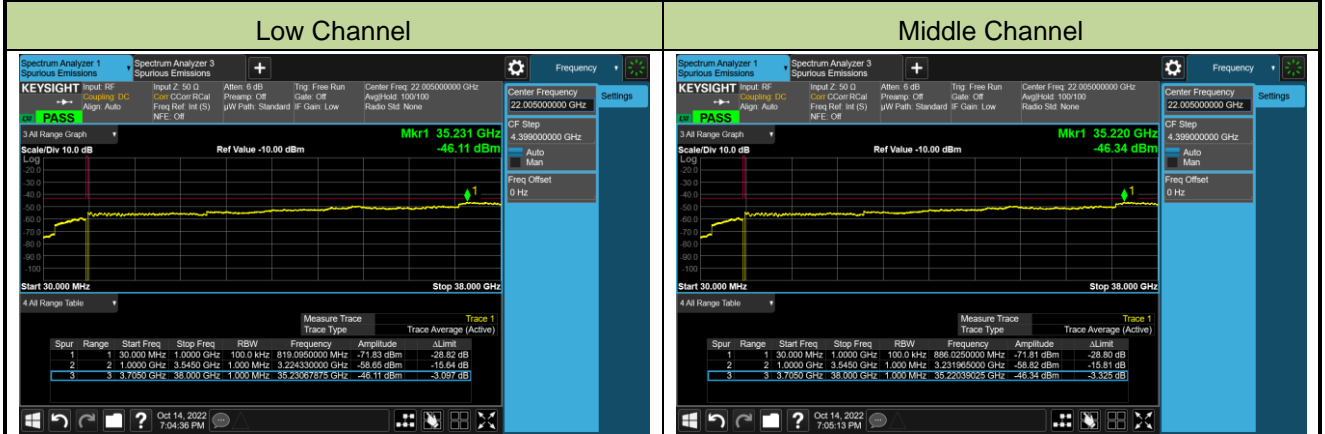
Middle Channel



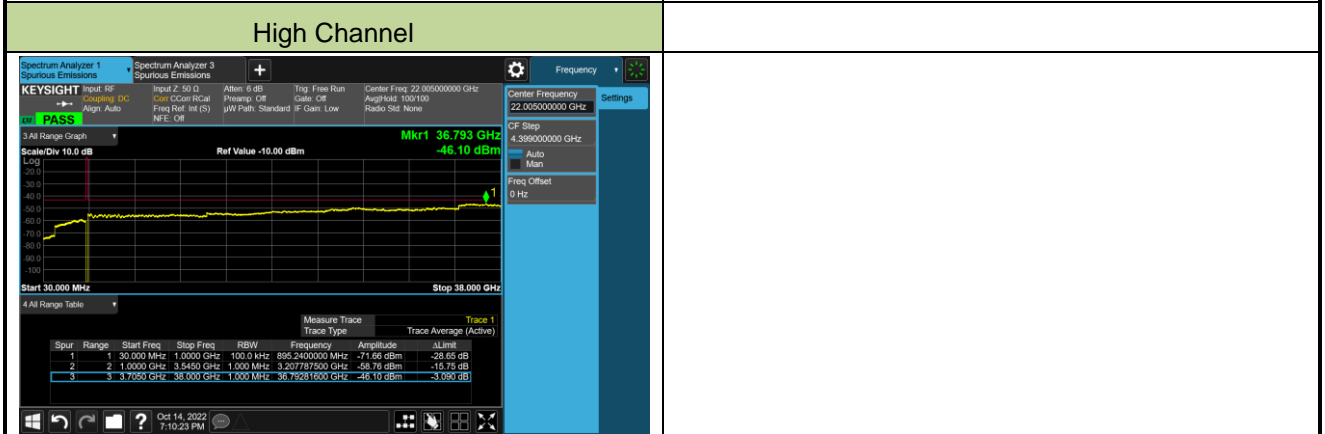
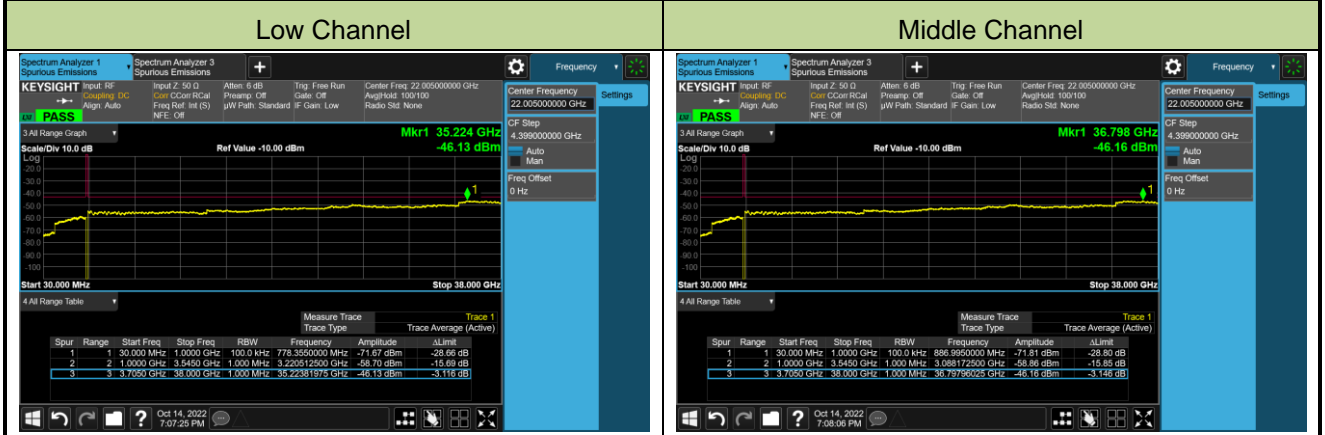
High Channel



30MHz Channel Bandwidth



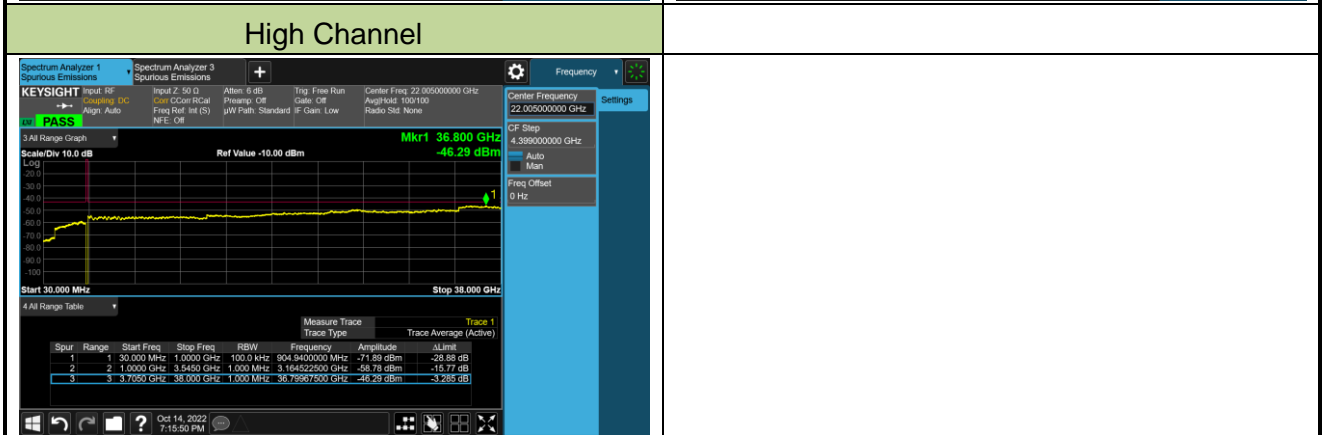
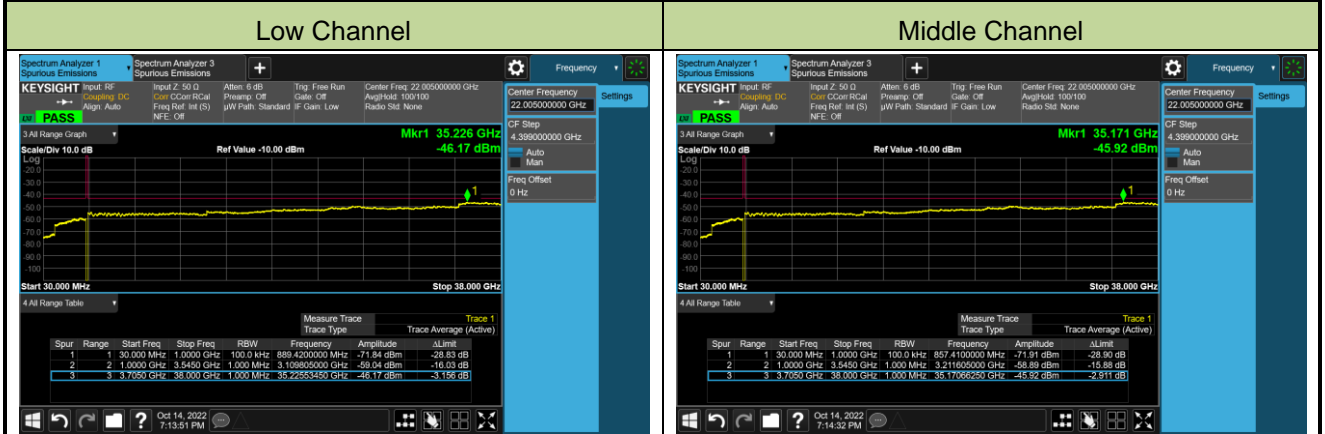
40MHz Channel Bandwidth



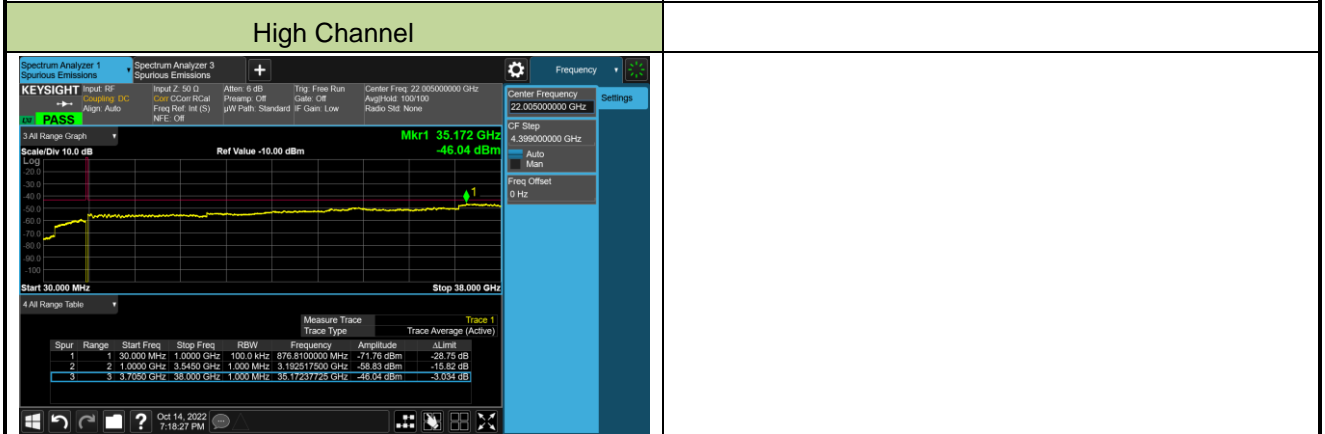
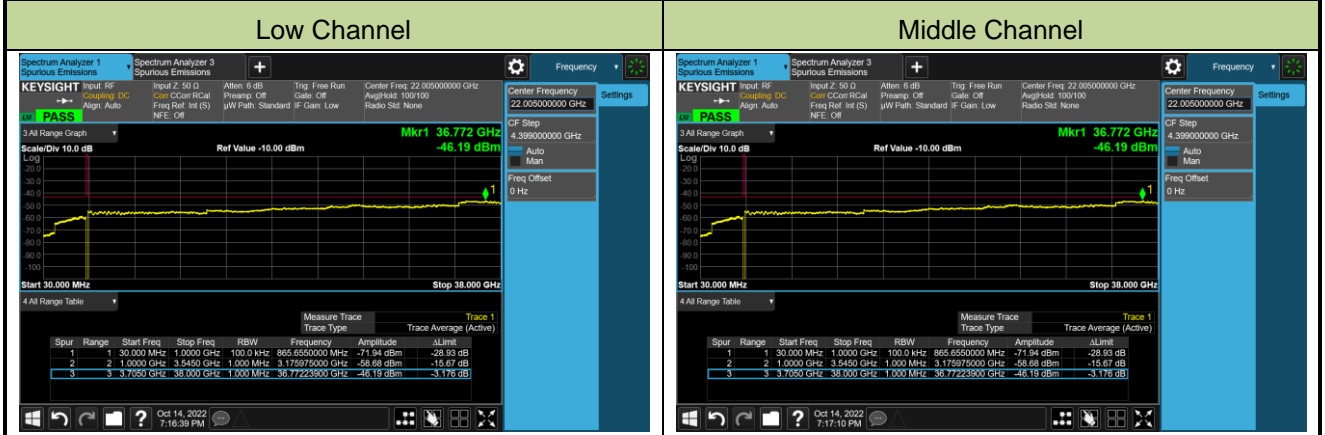
Test Site	SIP-SR1	Test Engineer	Candy Luo
Test Date	2022-10-14	Test Band	n48_UL MIMO (Port 3)

Frequency (MHz)	Channel Bandwidth (MHz)	Frequency Range (MHz)	Max Spurious Emissions (dBm/MHz)	Limit (dBm/MHz)	Result
QPSK					
3555.00	10	30 ~ 38000	-46.17	≤ -43.01	Pass
3624.99	10	30 ~ 38000	-45.92	≤ -43.01	Pass
3694.98	10	30 ~ 38000	-46.29	≤ -43.01	Pass
3560.01	20	30 ~ 38000	-46.19	≤ -43.01	Pass
3624.99	20	30 ~ 38000	-46.05	≤ -43.01	Pass
3690.00	20	30 ~ 38000	-46.04	≤ -43.01	Pass
3565.02	30	30 ~ 38000	-46.21	≤ -43.01	Pass
3624.99	30	30 ~ 38000	-46.05	≤ -43.01	Pass
3684.99	30	30 ~ 38000	-46.15	≤ -43.01	Pass
3570.00	40	30 ~ 38000	-46.17	≤ -43.01	Pass
3624.99	40	30 ~ 38000	-46.29	≤ -43.01	Pass
3679.98	40	30 ~ 38000	-46.05	≤ -43.01	Pass

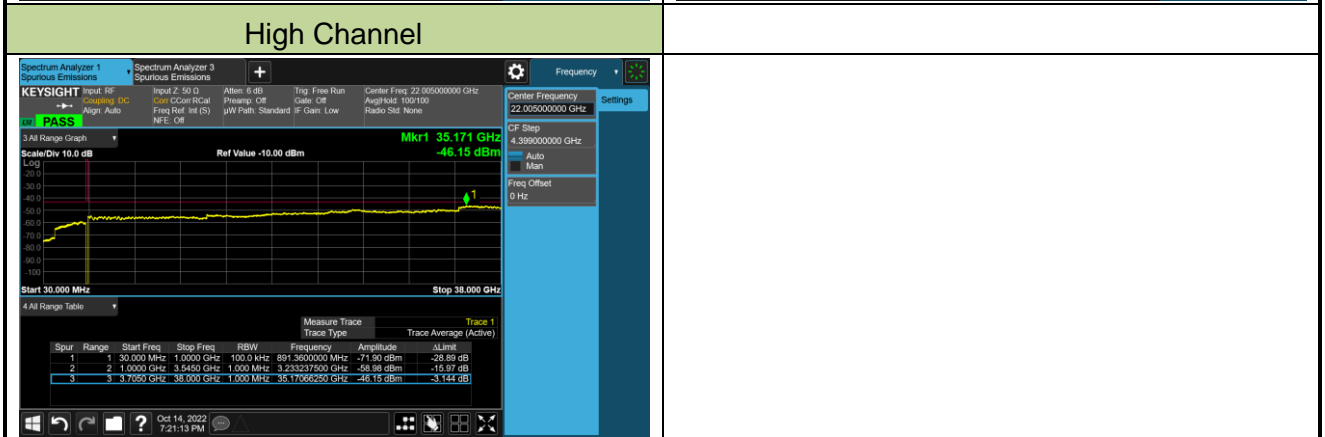
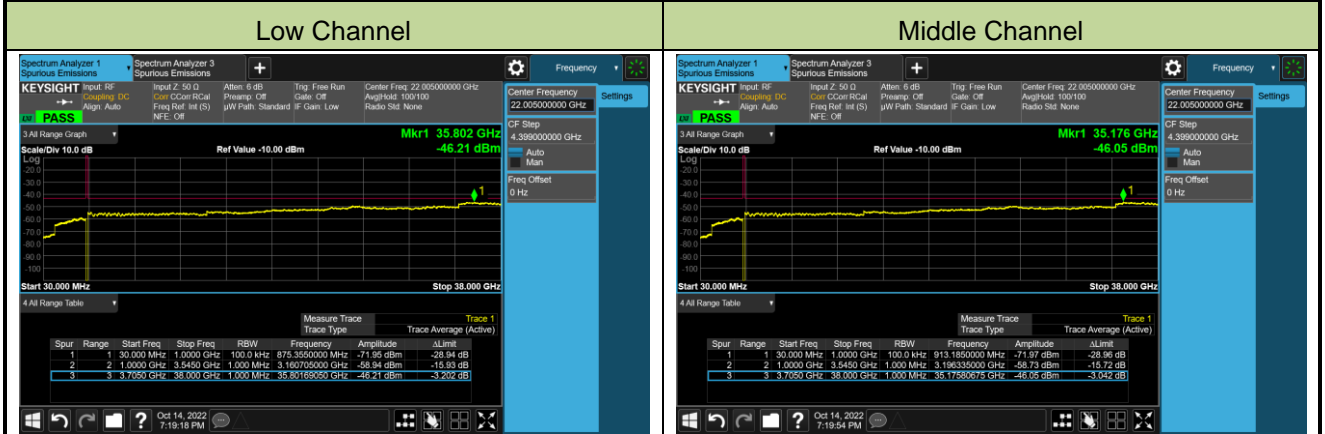
10MHz Channel Bandwidth



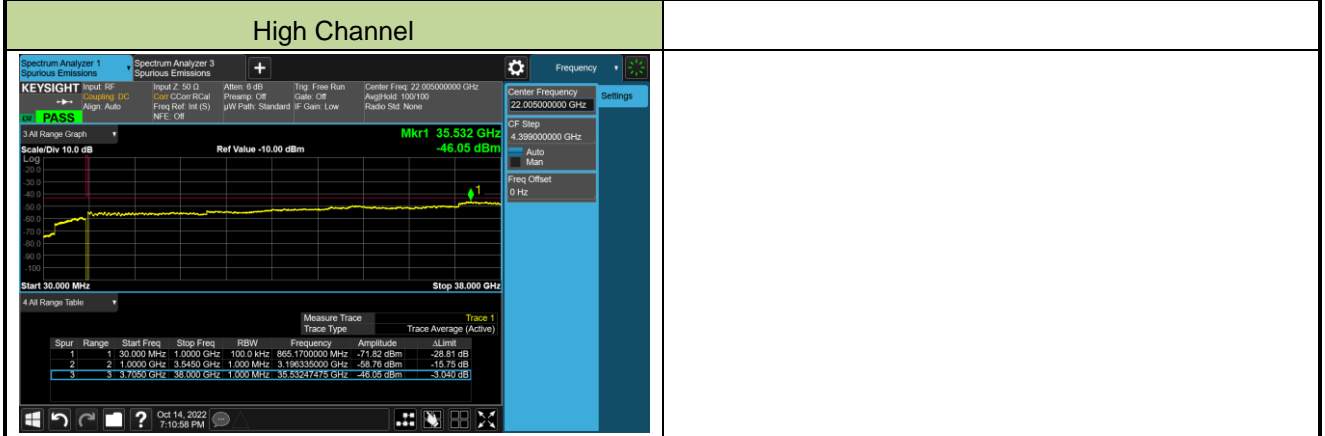
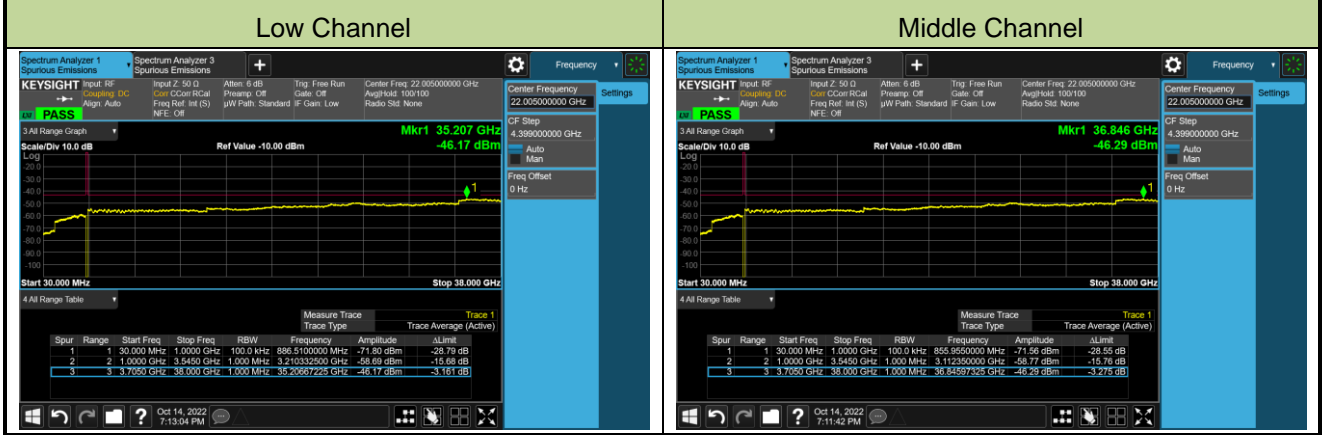
20MHz Channel Bandwidth



30MHz Channel Bandwidth



40MHz Channel Bandwidth



A.6 Radiated Spurious Emissions Test Result

Test Site	WZ-AC2	Test Engineer	Bob Zhang
Test Date	2022-09-27 ~ 2022-09-29	Test Band	n48_SA, 10MHz, 1RB

Frequency (MHz)	Reading Level (dBμV)	Factor (dB/m)	Measure Level(dBμV/m)	Limit (dBμV/m)	Margin (dB)	Detector	Polarization
Bottom Channel							
53.8	3.5	20.4	23.9	55.3	-31.4	Peak	Horizontal
841.4	3.2	30.3	33.5	55.3	-21.8	Peak	Horizontal
57.6	17.4	20.0	37.4	55.3	-17.9	Peak	Vertical
714.8	3.6	28.5	32.1	55.3	-23.2	Peak	Vertical
8828.5	33.4	13.3	46.7	55.3	-8.6	Peak	Horizontal
12832.0	31.2	17.8	49.0	55.3	-6.3	Peak	Horizontal
9415.0	33.1	14.0	47.1	55.3	-8.2	Peak	Vertical
15722.0	31.5	17.8	49.3	55.3	-6.0	Peak	Vertical
Middle Channel							
54.3	4.9	20.3	25.2	55.3	-30.1	Peak	Horizontal
757.5	2.8	29.5	32.3	55.3	-23.0	Peak	Horizontal
53.8	17.6	20.4	38.0	55.3	-17.3	Peak	Vertical
676.5	3.2	28.1	31.3	55.3	-24.0	Peak	Vertical
8531.0	33.4	12.4	45.8	55.3	-9.5	Peak	Horizontal
12262.5	31.5	17.8	49.3	55.3	-6.0	Peak	Horizontal
10350.0	32.8	15.3	48.1	55.3	-7.2	Peak	Vertical
13537.5	30.4	18.9	49.3	55.3	-6.0	Peak	Vertical
Top Channel							
53.3	5.0	20.4	25.4	55.3	-29.9	Peak	Horizontal
945.7	3.1	31.5	34.6	55.3	-20.7	Peak	Horizontal
52.8	18.1	20.4	38.5	55.3	-16.8	Peak	Vertical
694.9	2.8	28.5	31.3	55.3	-24.0	Peak	Vertical
8199.5	33.5	11.4	44.9	55.3	-10.4	Peak	Horizontal
12237.0	30.9	17.9	48.8	55.3	-6.5	Peak	Horizontal
8760.5	32.7	13.1	45.8	55.3	-9.5	Peak	Vertical
12160.5	32.0	17.5	49.5	55.3	-5.8	Peak	Vertical

Note: Measure Level (dBμV/m) = Reading Level (dBμV) + Factor (dB/m).

Test Site	WZ-AC2	Test Engineer	Bob Zhang
Test Date	2022-09-27 ~ 2022-09-29	Test Band	n48_ENDC, 10MHz, 1RB

Frequency (MHz)	Reading Level (dBμV)	Factor (dB/m)	Measure Level(dBμV/m)	Limit (dBμV/m)	Margin (dB)	Detector	Polarization
Bottom Channel							
52.3	1.4	20.4	21.8	55.3	-33.5	Peak	Horizontal
721.6	3.6	28.7	32.3	55.3	-23.0	Peak	Horizontal
58.6	14.1	19.8	33.9	55.3	-21.4	Peak	Vertical
917.6	2.8	31.2	34.0	55.3	-21.3	Peak	Vertical
7511.0	32.6	11.5	44.1	55.3	-11.2	Peak	Horizontal
10528.5	32.8	15.7	48.5	55.3	-6.8	Peak	Horizontal
9211.0	32.3	14.0	46.3	55.3	-9.0	Peak	Vertical
13733.0	29.2	19.8	49.0	55.3	-6.3	Peak	Vertical
Middle Channel							
53.3	2.2	20.4	22.6	55.3	-32.7	Peak	Horizontal
727.4	2.9	28.9	31.8	55.3	-23.5	Peak	Horizontal
52.8	14.9	20.4	35.3	55.3	-20.0	Peak	Vertical
687.2	3.3	28.3	31.6	55.3	-23.7	Peak	Vertical
7349.5	32.4	11.5	43.9	55.3	-11.4	Peak	Horizontal
11667.5	30.8	17.7	48.5	55.3	-6.8	Peak	Horizontal
9534.0	33.7	13.5	47.2	55.3	-8.1	Peak	Vertical
12203.0	31.1	17.6	48.7	55.3	-6.6	Peak	Vertical
Top Channel							
52.3	3.9	20.4	24.3	55.3	-31.0	Peak	Horizontal
795.3	3.0	29.6	32.6	55.3	-22.7	Peak	Horizontal
52.3	3.9	20.4	24.3	55.3	-31.0	Peak	Vertical
795.3	3.0	29.6	32.6	55.3	-22.7	Peak	Vertical
10766.5	31.8	16.4	48.2	55.3	-7.1	Peak	Horizontal
13214.5	30.0	18.5	48.5	55.3	-6.8	Peak	Horizontal
7766.0	32.0	11.2	43.2	55.3	-12.1	Peak	Vertical
13240.0	30.5	18.4	48.9	55.3	-6.4	Peak	Vertical

Note: Measure Level (dBμV/m) = Reading Level (dBμV) + Factor (dB/m).

Test Site	WZ-AC2	Test Engineer	Bob Zhang
Test Date	2022-09-27 ~ 2022-09-29	Test Band	n48_MIMO, 10MHz, 1RB

Frequency (MHz)	Reading Level (dBμV)	Factor (dB/m)	Measure Level(dBμV/m)	Limit (dBμV/m)	Margin (dB)	Detector	Polarization
Bottom Channel							
54.3	5.4	20.3	25.7	55.3	-29.6	Peak	Horizontal
719.7	3.0	28.6	31.6	55.3	-23.7	Peak	Horizontal
58.1	19.3	19.9	39.2	55.3	-16.1	Peak	Vertical
729.9	3.5	28.9	32.4	55.3	-22.9	Peak	Vertical
8148.5	33.3	12.0	45.3	55.3	-10.0	Peak	Horizontal
12160.5	30.9	17.5	48.4	55.3	-6.9	Peak	Horizontal
7842.5	32.4	11.1	43.5	55.3	-11.8	Peak	Vertical
11489.0	32.0	17.5	49.5	55.3	-5.8	Peak	Vertical
Middle Channel							
54.3	5.3	20.3	25.6	55.3	-29.7	Peak	Horizontal
765.3	3.0	29.5	32.5	55.3	-22.8	Peak	Horizontal
53.8	18.0	20.4	38.4	55.3	-16.9	Peak	Vertical
728.9	3.5	28.9	32.4	55.3	-22.9	Peak	Vertical
7298.5	32.9	11.2	44.1	55.3	-11.2	Peak	Horizontal
10418.0	33.1	15.6	48.7	55.3	-6.6	Peak	Horizontal
7205.0	32.3	11.3	43.6	55.3	-11.7	Peak	Vertical
12704.5	30.6	17.3	47.9	55.3	-7.4	Peak	Vertical
Top Channel							
53.8	4.8	20.4	25.2	55.3	-30.1	Peak	Horizontal
915.1	3.3	31.2	34.5	55.3	-20.8	Peak	Horizontal
57.2	18.0	20.0	38.0	55.3	-17.3	Peak	Vertical
854.0	2.3	30.5	32.8	55.3	-22.5	Peak	Vertical
8854.0	32.2	13.5	45.7	55.3	-9.6	Peak	Horizontal
12721.5	31.3	17.2	48.5	55.3	-6.8	Peak	Horizontal
9126.0	33.4	13.6	47.0	55.3	-8.3	Peak	Vertical
12789.5	31.2	17.3	48.5	55.3	-6.8	Peak	Vertical

Note: Measure Level (dBμV/m) = Reading Level (dBμV) + Factor(dB/m).

A.7 End User Device Additional Requirement (CBSD Protocol) Test Result

Test Site	WZ-SR6	Test Engineer	Jone Zhang
Test Date	2022-09-26	Test Band	CBSD transmit at 3580MHz (20MHz BW)



Marker 1: CBSD sends instructions to discontinue NR operations.

Marker 2: EUT discontinues operation.

Marker 3: 10 seconds elapsed time from CBSD sending instructions to EUT.

Test Site	WZ-SR6	Test Engineer	Jone Zhang
Test Date	2022-09-26	Test Band	CBSD transmit at 3680MHz (20MHz BW)



Marker 1: CBSD sends instructions to discontinue NR operations.

Marker 2: EUT discontinues operation.

Marker 3: 10 seconds elapsed time from CBSD sending instructions to EUT.

Appendix B - Test Setup Photograph

Refer to "2209RSU052-UT" file.

Appendix C - EUT Photograph

Refer to "2209RSU052-UE" file.